

MAINE STATE LEGISLATURE

The following document is provided by the
LAW AND LEGISLATIVE DIGITAL LIBRARY
at the Maine State Law and Legislative Reference Library
<http://legislature.maine.gov/lawlib>



Reproduced from electronic originals
(may include minor formatting differences from printed original)

**Report to the Joint Standing Committee on Environment
and Natural Resources
126th Legislature, Second Session**

Biennial Hazardous Waste Activities Report

November 2013

Contact: Melanie Loyzim, Director,
Bureau of Remediation and
Waste Management
Phone: (207) 287-7890



MAINE DEPARTMENT OF ENVIRONMENTAL PROTECTION
17 State House Station | Augusta, Maine 04330-0017
www.maine.gov/dep

TABLE OF CONTENTS

I. Executive Summary	2
II. Introduction	3
III. Waste Generation	3
IV. Waste Generation Trends	8
V. Licenses and Abbreviated Licenses	9
VI. Import/Export Information	9
VII. Maine Waste Handled at Commercial Hazardous Waste Facilities in Maine	12
VIII. Hazardous Waste Facilities	12
IX. Transporters	12
X. Universal Waste	12
XI. Conclusion	18
Appendix A - Licenses and Abbreviated Licenses	19
Appendix B - Active Hazardous Waste Transporters	23

LIST OF FIGURES AND TABLES

Table 1 Hazardous Waste Shipping Information from Manifests	4
Figure 1 2011 Hazardous Waste Generation	5
Figure 2 2012 Hazardous Waste Generation	5
Table 2 Total Quantity of Hazardous Waste Generated in 2011 and 2012	6
Figure 3 2011 Hazardous Waste by Waste Codes	7
Figure 4 2012 Hazardous Waste by Waste Codes	7
Figure 5 Hazardous Waste Generation Trends Analysis	9
Table 3 Hazardous Waste Imported from Out of State or Canada	10
Table 4 Maine Waste Exported to Other States/Foreign Countries	11
Table 5 Universal Waste Items Recycled or Disposed by Type	14
Figure 6 2005 - 2012 Universal Waste Handled Excluding Lamps	15
Figure 7 2005 - 2012 Universal Waste Lamps Recycled	16
Figure 8 Total Universal Waste Items in 2011	17
Figure 9 Total Universal Waste Items in 2012	17
Figure 10 Total Universal Waste Items	18

I. Executive Summary

The Maine Biennial Hazardous Waste Report for 2011 and 2012 has been prepared by the Maine Department of Environmental Protection to fulfill the requirement of 38 M.R.S.A. § 1319-Q(2) for biennial reporting on the generation, transportation, and handling of hazardous waste in Maine.

The report indicates that during calendar years 2011 and 2012, respectively, 27,799,704 pounds and 18,952,319 pounds of hazardous waste were generated in Maine. These totals include hazardous waste generated from manufacturing and commercial activities, as well as hazardous wastes generated from clean-up/remediation projects in Maine.

Two commercial hazardous waste facilities licensed in Maine to accept wastes from other generators, handled 647,135 pounds and 898,842 pounds of hazardous waste from Maine generators in 2011 and 2012, respectively. As of December 2012, there were eighty-four (84) facilities licensed in Maine to handle, treat or store hazardous waste, including two (2) commercial storage facilities, one (1) commercial treatment and storage facility, fifty-one (51) facilities licensed for beneficial reuse on-site, and twenty (20) other facilities for a variety of site-specific licensed activities. Seventeen (17) licenses were issued or renewed in 2011 and seventeen (17) licenses were issued or renewed in 2012. No license revocations occurred in 2011 or 2012.

Only 40,399 pounds of hazardous waste was imported from out-of-state generators to Maine commercial hazardous waste facilities in 2011, while 412,194 pounds of hazardous waste was imported in 2012. Although fluctuations in the amount of imports are not uncommon, and can be attributed to many different variables, it appears the increase seen between 2011 and 2012 is due to the import of petroleum-contaminated waters from the State of Massachusetts that were generated during remedial projects.

A total of 27,055,666 pounds of hazardous was exported from Maine generators to out-of-state facilities in 2011, and a total of 18,442,034 pounds of hazardous waste was exported in 2012. Lists of facilities and firms providing hazardous waste transportation, licensed disposal and other services are provided in the report.

An assessment of the hazardous waste generation trends for Maine from 2002 through 2012 indicates that yearly waste generation totals, which include waste from hazardous waste remediation projects, vary greatly year-to-year, but that hazardous waste generation from manufacturing and commercial activities (excluding remediation projects) is relatively consistent, decreasing only slightly since 2002.

II. Introduction

The Maine Biennial Hazardous Waste Report for 2011 and 2012 has been prepared by the Maine Department of Environmental Protection (“Department”) to fulfill the requirements of 38 M.R.S.A. § 1319-Q (2) for biennial reporting on the generation, transportation, and handling of hazardous waste in Maine. The requirements of 38 M.R.S.A. § 1319-Q(2) include biennial reporting on the following: (1) amount of hazardous waste by type generated, handled and transported in Maine; (2) the amount of hazardous waste by type handled at commercial hazardous waste facilities in Maine; (3) the number of hazardous waste facility permits by type currently active, granted and revoked; (4) the amount of hazardous waste imported from out-of-state generators to in-state hazardous waste facilities, and the amount of hazardous waste generated in Maine exported to out-of-state facilities; (5) a list of hazardous waste facilities in Maine and out-of-state available for use by generators in Maine; and (6) a list of known firms, i.e. licensed hazardous waste transporters, which provide testing, consulting, brokerage, transportation and other services to generators in Maine.

This report includes manifest data from shipments of hazardous waste from all facilities that generated and shipped hazardous waste in 2011 and 2012. This includes facilities that are regulated in Maine’s three categories of hazardous waste generators: Small Quantity Generators, Small Quantity Generator Plus, and Large Quantity Generators. Small Quantity Generators (SQGs) generate up to 100 kilograms or 220 pounds per month and cannot accumulate more than one 55-gallon drum or 440 pounds on site at any one time. SQGs have the fewest regulatory requirements. Those in the Small Quantity Generator Plus (SQG Plus) category have the same monthly generation restrictions as SQGs, but can accumulate up to three 55-gallon drums or 600 kilograms of hazardous waste on site at any one time. SQGs Plus have regulatory requirements in addition to those that SQGs must adhere to. Large Quantity Generators (LQGs) generate more than 100 kilograms or 220 pounds per month or accumulate more than 600 kilograms on site at any one time. This report also includes waste quantities from “one-time generators” of hazardous waste. Examples of one-time generation of hazardous waste include site remedial activity and underground gasoline storage tank removals.

Hazardous waste information was compiled from the Department’s hazardous waste manifest database. All facilities that ship hazardous waste, regardless of quantity, are required to submit a hazardous waste manifest to the Department. Department staff enters shipment information from the manifests into the Department’s manifest database. The unit of measure used in this report for the quantity of waste is pounds. The hazardous waste quantities reported on the manifests which are not reported in pounds (i.e. gallons, liters, etc.) are converted to pounds using conversion factors based upon the type of waste. This report does not include hazardous waste generated and treated on-site under abbreviated treatment licenses since this waste is not transported or documented on manifests, is not entered into the manifest database, and is a relatively minor amount compared to the shipment data. This report also does not include information about waste oil or bio-medical waste generation or shipment. This report includes data and information on universal wastes, reported separately than hazardous waste, including information on universal waste recycled under manufacturer take-back programs.

III. Waste Generation

In 2011, 27,799,704 pounds of hazardous waste and in 2012, 18,952,319 pounds of hazardous waste were generated and shipped by Maine generators. Universal wastes, a sub-category of hazardous waste which includes fluorescent lamps, cathode ray tubes, mercury switches and other wastes, are not included in the

totals reported in Tables 1 - 4 and Figures 1 - 5. Data related to the recycling efforts for universal wastes are reported and discussed in this report, beginning on page 12 and in Table 5 and Figures 6 - 10.

Table 1 shows the quantities of hazardous waste generation in Maine for 2011 and 2012 by generator type, while Figures 1 and 2 illustrate the percentage of hazardous waste shipped by generator type for 2011 and 2012, respectively. Generator types in Table 1 include: LQGs and SQG Plus; One-time Generators; and SQGs.

Table 1

Hazardous Waste Shipping Information from Manifests

Generator Type	Quantity in Pounds	Quantity in Pounds
	2011	2012
LQGs and SQGs Plus	24,819,837	17,063,882
One-time Generators	2,639,932	1,590,687
Small Quantity Generators	339,936	297,749
Total	27,799,704	18,952,319

Figure 1
2011 Hazardous Waste Generation

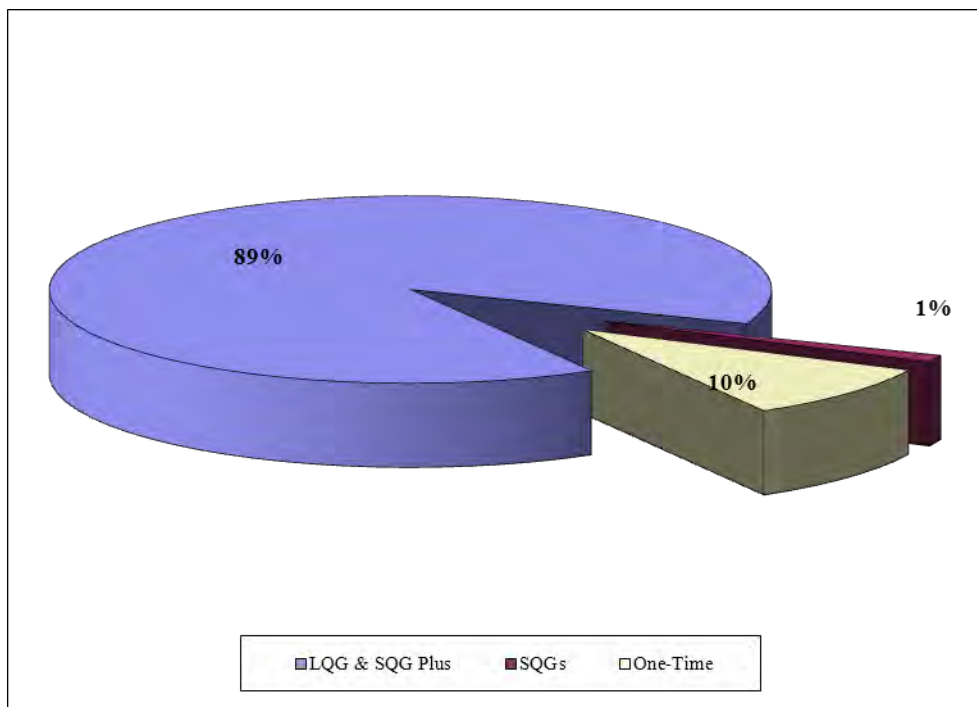


Figure 2
2012 Hazardous Waste Generation

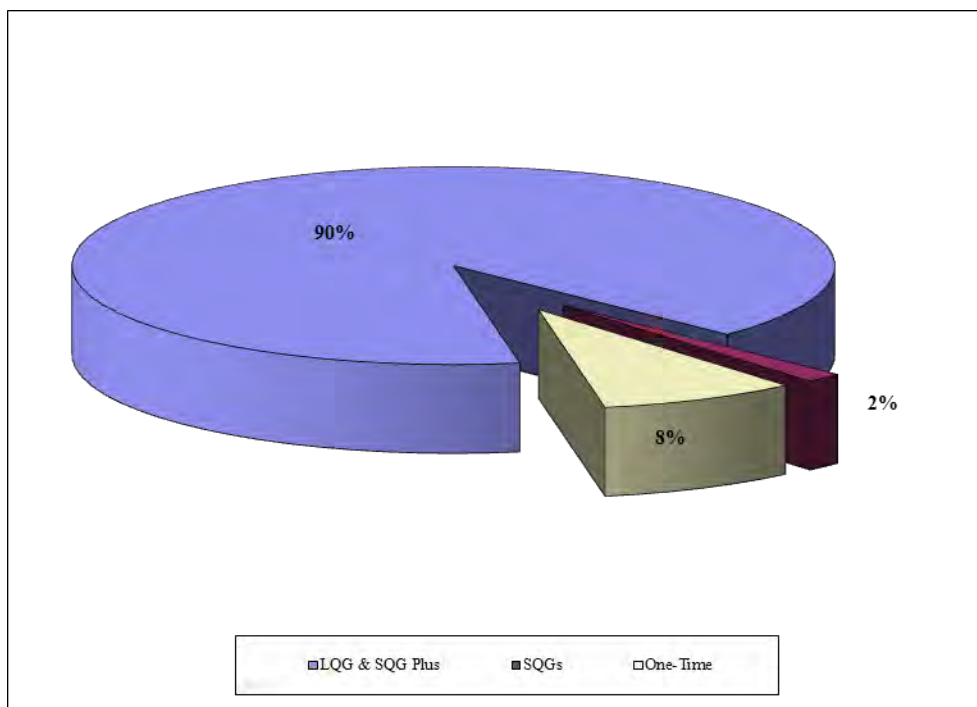


Table 2 provides, by waste types, the quantity of hazardous waste generated in pounds for 2011 and 2012. For a graphical representation of this same data, see Figures 3 and 4. It should be noted that the data in Table 2 and Figures 3 and 4 represent an approximate breakdown of hazardous waste quantities by waste types. The reason for the approximation is that many waste items can be reported under more than one waste type. For example, chemical oxygen demand test vials contain both corrosive chemicals and metals. For waste items where more than one waste code was reported, the quantity is accounted for under the first waste type listed for the waste item described on a manifest.

Table 2

Total Quantity of Hazardous Waste Generated in 2011 and 2012 by Waste Types

Waste Types (Codes)	Quantity in Pounds	
	2011	2012
Ignitable (D001)	4,161,334	4,566,065
Corrosive (D002)	1,683,490	1,412,835
Reactive (D003)	7,305	13,196
Metals & Pesticides (D004-D017)	13,706,818	8,379,929
Federal TCLP organics (D018-D043)	430,228	192,824
Recycled plastic with cadmium (D006)	52,953	52,829
Non-specific source wastes (F-wastes)	274,832	376,262
Specific source wastes (K-wastes)	73,470	27,497
PCB's over 50 ppm (M002)	7,287,959	3,886,710
Acute wastes (P-wastes)	2,757	7,326
Toxic wastes (U-wastes)	118,561	36,844
Total	27,799,704	18,952,319

Figure 3
2011 Hazardous Waste by Waste Types

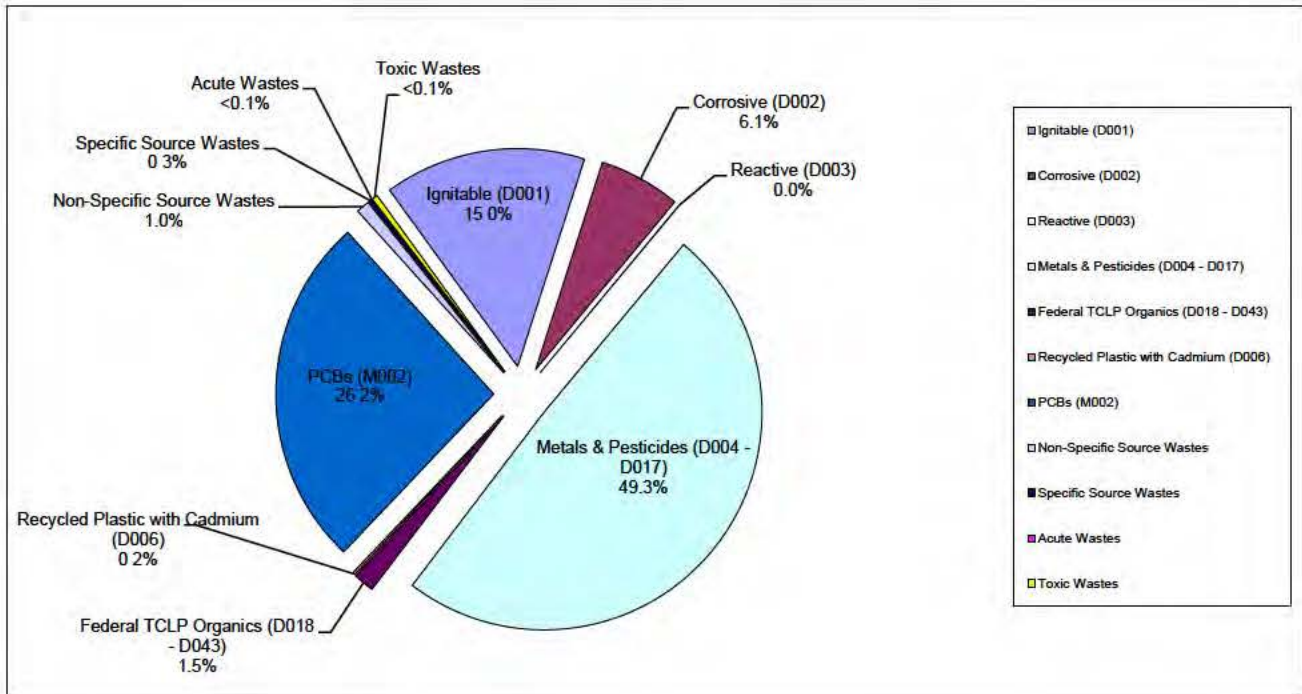
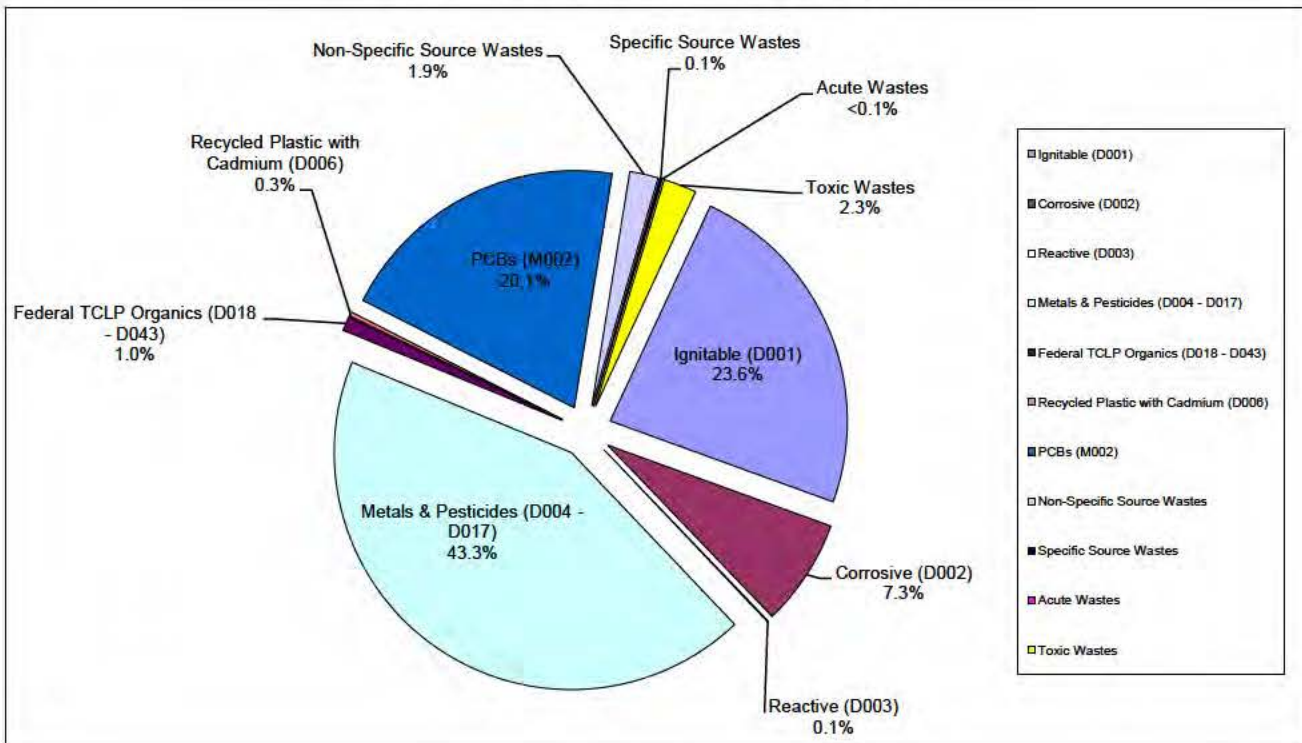


Figure 4
2012 Hazardous Waste by Waste Types



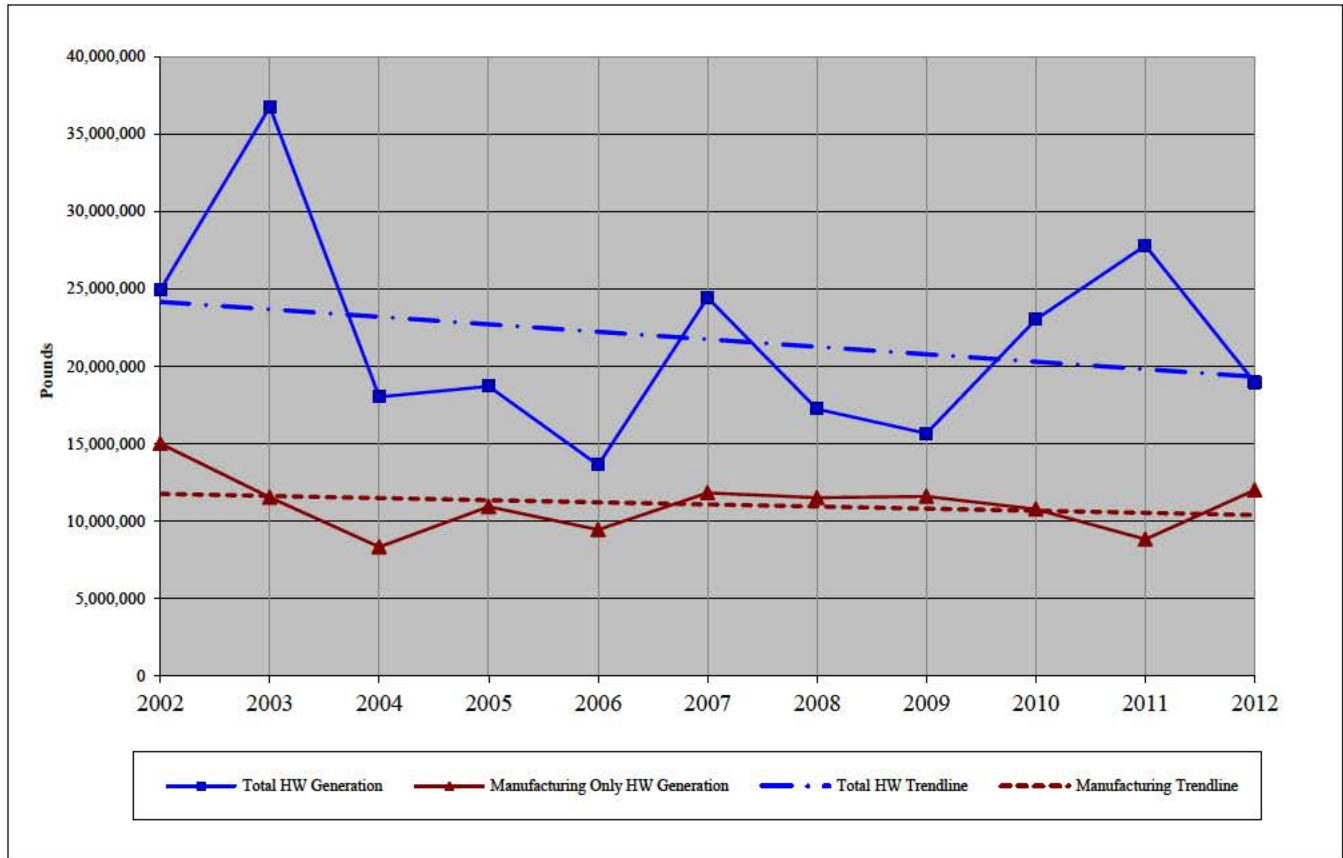
IV. Waste Generation Trends

The Department analyzed hazardous waste trends since 2002 for SQGs, SQGs Plus, and LQGs, as illustrated in Figure 5. Two different sets of data and corresponding trend lines are plotted in the graph below.

The upper trend line is the total amount of hazardous waste generated in Maine, which includes hazardous waste from manufacturing, commercial activities, and site remediation. This trend varies considerably from year to year depending on the number of remediation projects underway during each year and the volume of clean-up wastes generated from such projects. For example, the peaks that occurred in 2003 and 2007 were a result of major remediation or clean-up projects. The peak in 2003 was primarily the result of two major clean-up projects - one involving the Eastland Woolen Mill superfund site in Corinna, Maine, where 14,242,000 pounds of soil contaminated with the chlorinated solvent chlorobenzene were removed, and the second involving the National Semiconductor Corporation facility in South Portland, Maine where 6,654,000 pounds of soil contaminated with chlorinated and non-chlorinated solvents were removed as a result of remediation activities. The peak in 2007 was primarily due to remedial action projects which generated approximately 3 million pounds of mercury-contaminated concrete and other construction related materials removed from the Holtrachem site in Orrington as part of the continuing site clean-up project, and approximately 2 million pounds of lead-contaminated wastes removed from the Portsmouth Naval Shipyard site in Kittery. In 2011 more than 11.5 million additional pounds of lead contaminated wastes were removed from the Portsmouth Naval Shipyard in Kittery and in 2012 more than 2 million pounds of lead contaminated wastes were removed from the shipyard site. Additionally, in 2011 more than 5 million pounds, and in 2012 more than 3 million pounds of PCB contaminated soils were removed from the Callahan Mine Superfund Site in Brooksville.

The lower trend line in the graph shows hazardous waste generated from manufacturing and commercial activities since 2002, excluding site remediation wastes. Some increases were reported from 2011 to 2012 for individual generators, but many other generators reported decreases in wastes generated. The overall trend indicates that hazardous waste generated from all manufacturing and commercial activities has decreased very slightly since 2002.

Figure 5
Hazardous Waste Generation Trends Analysis



V. Licenses and Abbreviated Licenses

As of December 2012 there are eighty-four (84) hazardous waste licenses in effect. This includes fifty-one (51) Beneficial Reuse On-site, five (5) Reuse in solid form, three (3) Treatment in Tanks, six (6) Precious Metal Recovery, four (4) Transfer Facility, one, (1) Elementary Neutralization, two (2) Commercial Storage, one (1) Commercial Treatment and Storage, two (2) Post Closure and three (3) Electronic De-manufacturing licenses. Seventeen (17) licenses and abbreviated licenses were issued or renewed in 2011 and seventeen (17) were issued or renewed in 2012. A complete listing of the companies by license type can be found in Appendix A.

VI. Import/Export Information

Imports

Approximately 40,399 pounds in 2011 and 412,195 pounds in 2012 of hazardous waste were imported into Maine from other states for treatment or recycling. ENPRO Services of Maine (ENPRO) in South Portland was the receiving facility for 99% of the imported hazardous waste in both years. ENPRO is federally regulated and licensed by the Department to treat gasoline and oil-contaminated water and to store hazardous waste for subsequent transport to other facilities licensed for treatment or disposal. Additionally, Portsmouth Naval Shipyard in Kittery imported hazardous waste from out-of-state military

facilities to store for subsequent transport to facilities licensed for treatment or disposal. Portsmouth Naval Shipyard imported 302 pounds in 2011 and 985 pounds of hazardous waste in 2012 from out-of-state military facilities. Portsmouth Naval Shipyard is also federally regulated and licensed by the Department to receive and store hazardous waste from other military facilities. Table 3 contains the amounts of hazardous waste that were imported from other states during the reporting period. The amount of waste imported is based on the wastes that are deemed hazardous in the State of Maine, and does not include waste deemed hazardous in another state or country, if that waste (i.e. waste oils) is not considered hazardous waste in Maine. Imports from Massachusetts increased significantly from 2011 to 2012 and is mainly due to the import of petroleum-contaminated waters that were generated during remedial projects. However, fluctuations in the amount of imports are not uncommon. Over several reporting periods, the amount of hazardous waste imported has not had a singular trajectory. Some years the numbers have increased, while other years have seen significant decreases in the amount of hazardous waste imported into the state.

Table 3
Hazardous Waste Imported from Out of State or Canada

State/Country (from)	Total in pounds	
	2011	2012
Connecticut	0	0
Massachusetts	22,044	404,806
New Hampshire	2,659	1,857
New York	0	0
Rhode Island	0	0
Vermont	15,696	5,532
Canada	0	0
Total	40,399	412,195

Exports

Of the 27,799,704 pounds of hazardous waste generated and shipped by Maine generators in 2011, 97% (27,055,666 pounds) was exported to other states and Canada for treatment, storage, or disposal. Of the 18,952,319 pounds generated in Maine in 2012, 97% (18,442,034 pounds) was exported to other states and Canada. For a complete breakdown of wastes exported to other states and Canada, see Table 4 below.

**Table 4
Maine Waste Exported to Other States/Foreign Countries**

State/Country (to)	Total in pounds	Total in pounds
	2011	2012
Alabama	52,624	84,685
Arkansas	277,993	284,367
Arizona	0	0
Colorado	0	1,740
Connecticut	198,247	578,852
Florida	0	65
Georgia	0	37,584
Idaho	0	0
Illinois	3,021	265
Indiana	31,445	62,973
Kansas	20,491	0
Kentucky	24,612	29,907
Louisiana	1,300	0
Massachusetts	792,547	952,987
Maryland	0	200
Michigan	205,821	197,481
Missouri	0	0
Nebraska	40	0
New Hampshire	11,247	80,622
New Jersey	1,061,056	582,750
New York	9,049,421	7,481,232
North Carolina	550	870
Ohio	918,337	1,567,902
Oklahoma	0	35
Pennsylvania	417,201	2,004,308
Rhode Island	261,744	423,785
South Carolina	7,480	10,118
Tennessee	87,047	108,995
Texas	5,497	1,901
Utah	86,727	1,040
Virginia	0	0
Vermont	345,732	366,550
Washington	0	0
Wisconsin	13,654	8,637
West Virginia	0	0
Canada	13,179,157	3,566,847
Total	27,055,666	18,442,034

VII. Maine Waste Handled at Commercial Hazardous Waste Facilities in Maine

In 2011, 647,135 pounds of hazardous waste generated in Maine and in 2012, 898,842 pounds of hazardous waste generated in Maine was shipped to licensed treatment or storage facilities (TSF), i.e. commercial hazardous waste facilities, within the state. ENPRO Services of Maine in South Portland received approximately 644,132 pounds of Maine-generated waste in 2011 and 889,953 pounds in 2012 of Maine-generated waste consisting primarily of waste gasoline and water mixtures. Other than the gasoline-contaminated wastewater treated on-site, the remaining hazardous waste (primarily waste gasoline) received by ENPRO is ultimately sent out of state for treatment and/or disposal. Additionally, Portsmouth Naval Ship Yard, a licensed storage facility, receives hazardous and universal wastes from other military facilities (to store, bulk, and subsequently ship to licensed treatment or disposal facilities) and in 2011 received approximately 3,003 pounds of hazardous waste and in 2012 received approximately 8,889 pounds of hazardous waste generated at military facilities located in Maine.

VIII. Hazardous Waste Facilities

A listing of commercial hazardous waste facilities within the United States, based on 2011 biennial report data, is available online at www.epa.gov/osw/inforesources/data/br11/index.htm. There are three federally regulated commercial hazardous waste facilities in Maine. They include two commercial storage facilities licensed by the Department: Central Maine Power in Augusta (for PCB wastes generated by CMP) and Portsmouth Naval Shipyard in Kittery (for waste generated by military facilities); and one licensed commercial treatment and storage facility, ENPRO Services of Maine in South Portland which treats gasoline and oil-contaminated wastewaters that have the characteristic for ignitability.

IX. Transporters

Maine's hazardous waste generators are required to ship their wastes using licensed hazardous waste transporters. Transport companies apply to be licensed annually by the Department. The majority of transporters are full-service entities that also provide testing, consulting, and other services associated with transportation and disposal of hazardous wastes. The Department licenses the company, the conveyances, and the conveyance operators. Driver's records are reviewed. The companies, once listed, are placed on a list of licensed transporters which is available to the public. A complete list of transporters, their site and mailing addresses, and phone numbers is supplied in Appendix B and is available on the Department's web site at www.maine.gov/dep/maps-data/documents/activehaztrans.pdf.

X. Universal Waste

The Universal Waste category was created to encourage the proper management and recycling of these wastes. A universal waste is a hazardous waste that is specifically designated as a universal waste because it is widely generated. Small businesses that typically do not generate other hazardous waste do generate universal waste.

Universal wastes include mercury or lead containing lamps (Sodium Vapor, HID or fluorescent), mercury thermostats, cathode ray tubes (CRTs), non-leaking polychlorinated biphenyls (PCBs) lamp ballasts, mercury devices such as mercury thermometers and switches, mercury switches from automobiles, and

certain batteries. Data on the quantities of universal waste items collected at municipally-owned central accumulation facilities, and at sites sponsored by the Rechargeable Battery Recycling Corporation (RBRC), The Big Green Box, and the Thermostat Recycling Corporation (TRC), is included in this report. This data may include household waste which meets the description of universal waste, including electronic devices containing circuit boards.

Universal waste shipments are tracked by either a log system, through the use of Uniform Bills of Lading (UBOLs), or reports from manufacturer take back programs. The UBOLs are entered into the Department's manifest database. Universal waste can be collected at central accumulation facilities (company or municipally owned) and commercial consolidation facilities before being shipped to a recycling facility. Universal Waste going to a recycling facility must be documented on a UBOL. The Department compiled the data for this report by reviewing the manifest database, reports from the TRC, The Big Green Box, and RBRC manufacturer take back programs, and reports of motor vehicle mercury switch collections from the Alliance of Automobile Manufacturers, Subaru, the Truck Manufacturers Association and the Recreational Vehicle Industry Association. Table 5 lists the number of universal waste items that were shipped for recycling or disposal from 2005 through 2012. Figures 6 and 7 show the number of items in a bar graph format. The number of lamps, CRTs and electronic devices is depicted separately in Figure 7 because the total number of those items vastly outnumber the other categories. The pie charts contained in Figures 8 and 9 display the percentages of each type of universal waste per year. Figure 10 illustrates the total number of all universal waste items that have been sent for recycling for the years 2003 through 2012. The graphs clearly show the increases in recycling of electronic devices and CRTs in 2011 and 2012. The large spike in handling electronic devices in 2011 is caused by e-Waste Recycling Solutions (a licensed electronics demanufacturing facility) shipping over one million electronic devices to a New York recycling facility. The spike of CRTs in 2012 is caused by e-Waste Recycling Solutions receiving more than 1.6 million CRTs at its facility, including CRTs from out-of-state facilities.

Table 5
Universal Waste Items Recycled or Disposed by Type

Type of Universal Waste	Total Number of items	Total Number of items	Total Number of items	Total Number of items	Total Number of items	Total Number of items	Total Number of Items	Total Number of Items
	2005	2006	2007	2008	2009	2010	2011	2012
Mercury or Lead Containing Lamps	819,689	671,349	962,685	988,574	1,014,425	954,330	1,048,020	901,523
Batteries	81,461	81,892	86,266	99,940	127,097	173,906	152,147	154,718
Cathode Ray Tubes	61,799	61,997	133,811	147,254	203,500	187,128	262,365	1,833,868
PCB Ballasts	24,534	34,106	37,062	34,664	44,858	44,633	29,336	26,063
Mercury Thermostats	700	3,262	5,269	7,283	7,202	6,693	6,868	6,917
Mercury Devices	12,604	3,937	16,859	4,127	1,127	4,797	3,407	1,517
Motor Vehicle Switches	4,520	17,801	3,734	6,972	10,691	6,558	2,322	7,154
Electronic Devices	64,528	45,627	58,743	107,605	122,394	91,694	1,232,119	447,899

Figure 6
2005 - 2012 Universal Waste Handled Excluding Lamps, CRTs and Electronic Devices

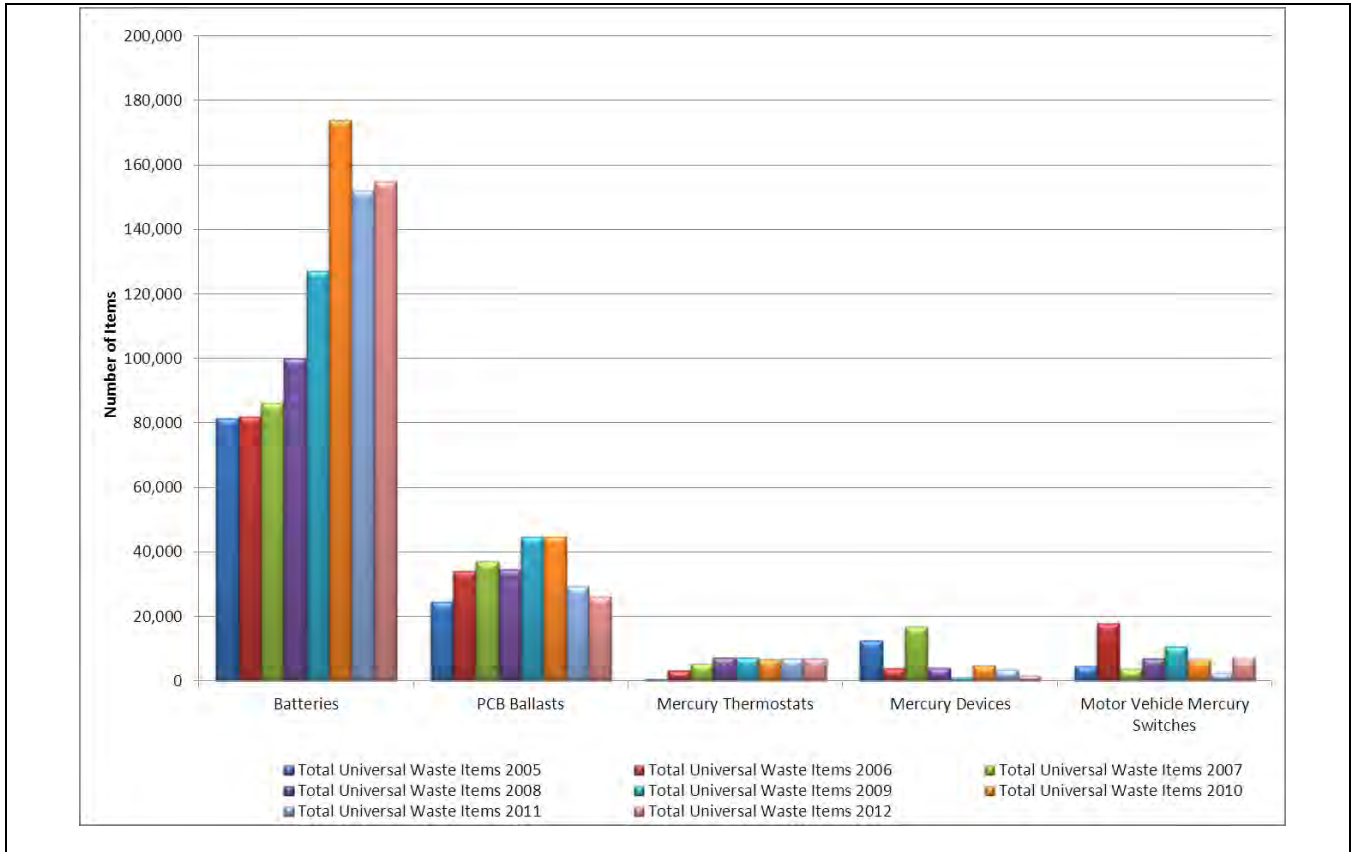


Figure 7
2005 - 2012 Universal Waste Lamps, CRTs and Electronic Devices Recycled

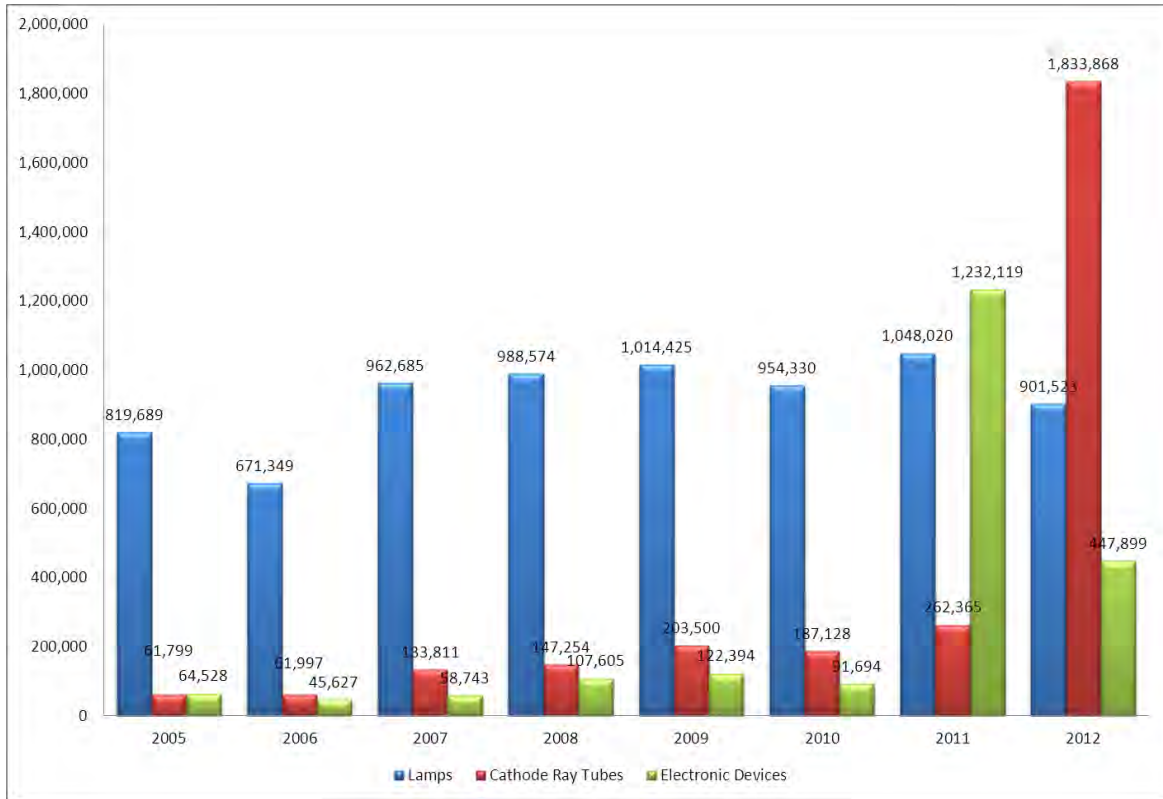


Figure 8
Total Universal Waste Items in 2011

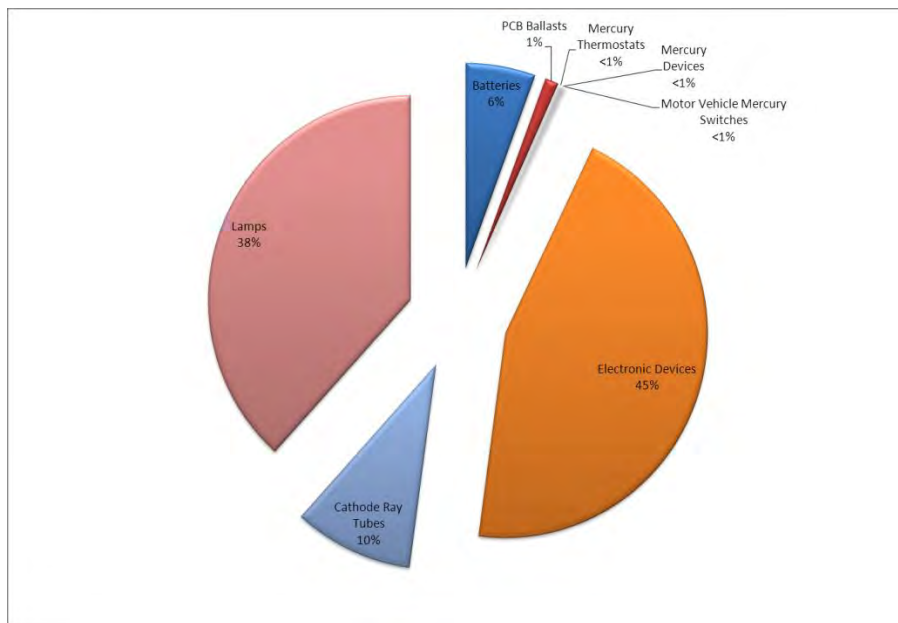


Figure 9
Total Universal Waste Items in 2012

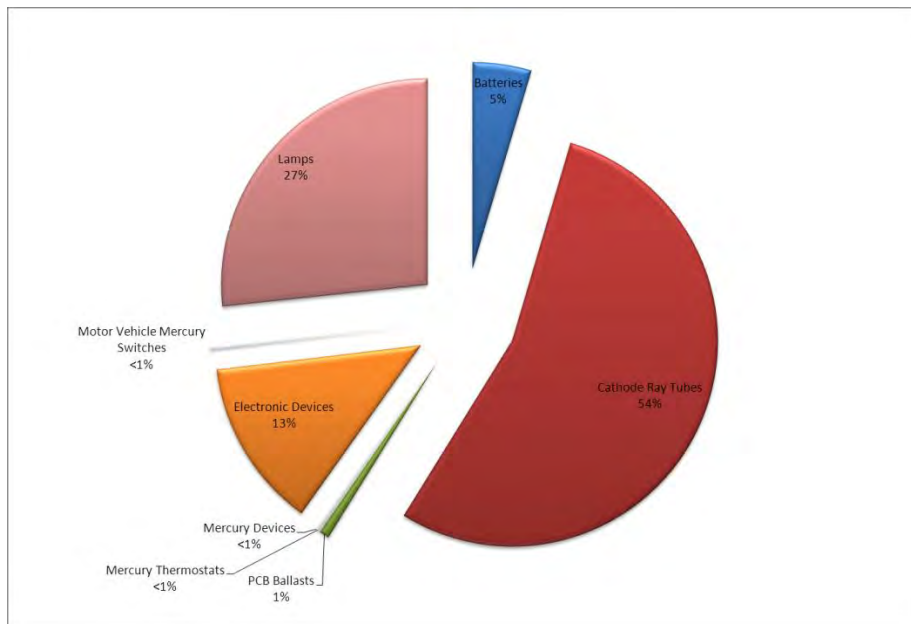
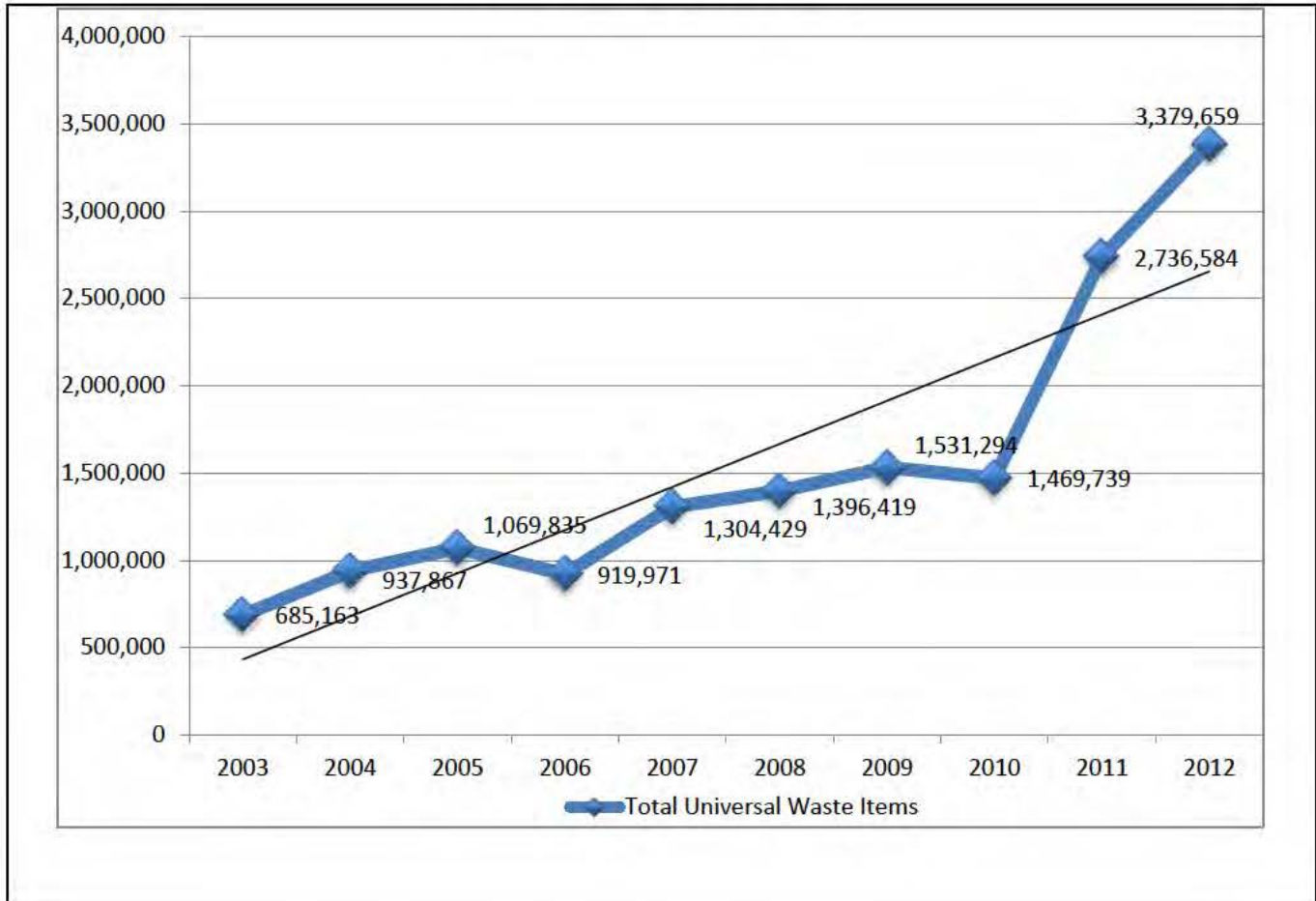


Figure 10
Total Universal Waste Items



XI. Conclusion

The Department’s analysis of hazardous waste generation trends from 2002 to 2012 indicates that there has been a slight overall decline in the amount of hazardous waste generated in Maine, with significant annual variability due to materials generated by individual site remediation projects. However, the amount of hazardous wastes that are managed as universal wastes and recycled has increased ten-fold since the mid-2000’s. Although some hazardous wastes are imported to licensed Maine facilities, the data from Tables 3 and 4 shows that the vast majority of Maine’s hazardous waste is exported to other states.

Appendix A

Licenses and Abbreviated Licenses

All Active Hazardous Waste Licenses (12/31/2012)

License Number	Facility Name	License Type
O-000017-H1- K-R	ENPRO SVCS OF MAINE, INC.	HAZ WASTE/COMMERCIAL COMBINED FAC SUBJ TO FAC DEV
O-000005-HA- S-R	PORTSMOUTH NAVAL SHIPYARD	HW/COMMERCIAL STORAGE FAC SUBJECT TO FAC DEV
O-000001-HA- E-M	CMP NORTH AUGUSTA SVC CTR	HW/COMMERCIAL STORAGE FAC SUBJECT TO FAC DEV
O-000153-HG- C-R	MAINE ELECTRONICS	HAZ WASTE/POST CLOSURE LICENSE
O-000070-HG- F-M	CONTROL DEVICES, INC	HAZ WASTE/POST CLOSURE LICENSE
O-000160-HL- B-R	ROWE FORD SALES	ABBREVIATED LICENSE, BENEFICIAL REUSE ON-SITE
O-000156-HL- B-R	WEIR'S MOTOR SALES	ABBREVIATED LICENSE, BENEFICIAL REUSE ON-SITE
O-000033-HL- E-N	PERFORMANCE PRODUCT PAINTING	ABBREVIATED LICENSE, BENEFICIAL REUSE ON-SITE
O-000157-HL- E-R	MASTERS MACHINE	ABBREVIATED LICENSE, BENEFICIAL REUSE ON-SITE
O-000038-HL- D-R	BROADWAY COLLISION CENTER	ABBREVIATED LICENSE, BENEFICIAL REUSE ON-SITE
O-000068-HL- C-R	JACKSON LABORATORY	ABBREVIATED LICENSE, BENEFICIAL REUSE ON-SITE
O-000057-HL- C-N	REED'S AUTO BODY INC	ABBREVIATED LICENSE, BENEFICIAL REUSE ON-SITE
O-000005-HL- R-R	PORTSMOUTH NAVAL SHIPYARD	ABBREVIATED LICENSE, BENEFICIAL REUSE ON-SITE
O-000062-HL- H-R	VERSO PAPER - ANDROSCOGGIN MIL	ABBREVIATED LICENSE, BENEFICIAL REUSE ON-SITE
O-000087-HL- C-N	SPX COMMUNICATION TECHNOLOGIES	ABBREVIATED LICENSE, BENEFICIAL REUSE ON-SITE
O-000013-HL- I-R	CIANBRO FABRICATION & COATING	ABBREVIATED LICENSE, BENEFICIAL REUSE ON-SITE
O-000145-HL- F-N	DARLINGS COLLISION CENTER	ABBREVIATED LICENSE, BENEFICIAL REUSE ON-SITE
O-000130-HL- G-M	BATH IRON WORKS (EBMF)	ABBREVIATED LICENSE, BENEFICIAL REUSE ON-SITE
O-000129-HL- G-M	BATH IRON WORKS(HARDING FAC.)	ABBREVIATED LICENSE, BENEFICIAL REUSE ON-SITE
O-000015-HL- K-M	BATH IRON WORKS	ABBREVIATED LICENSE, BENEFICIAL REUSE ON-SITE
O-000280-HL- A-N	MOODY'S COLLISION CENTER	ABBREVIATED LICENSE, BENEFICIAL REUSE ON-SITE
O-000281-HL- A-N	MID-COAST SCHOOL OF TECHNOLOGY	ABBREVIATED LICENSE, BENEFICIAL REUSE ON-SITE
O-000278-HL- B-M	MCCAIN FOODS	ABBREVIATED LICENSE, BENEFICIAL REUSE ON-SITE
O-000273-HL- A-N	MAINE WOOD & DESIGN LLC	ABBREVIATED LICENSE, BENEFICIAL REUSE ON-SITE
O-000271-HL- A-N	NORDX LABORATORIES	ABBREVIATED LICENSE, BENEFICIAL REUSE ON-SITE
O-000265-HL- A-N	MARC'S AUTO BODY	ABBREVIATED LICENSE, BENEFICIAL REUSE ON-SITE
O-000267-HL- A-N	ACME MONACO CORP	ABBREVIATED LICENSE, BENEFICIAL REUSE ON-SITE
O-000266-HL- A-N	LOCKARD'S COLLISION CENTER	ABBREVIATED LICENSE, BENEFICIAL REUSE ON-SITE
O-000260-HL- A-N	BOTHEL'S AUTOBODY INC	ABBREVIATED LICENSE, BENEFICIAL REUSE ON-SITE

License Number	Facility Name	License Type
O-000257-HL- A-N	PRO BODY WORKS	ABBREVIATED LICENSE, BENEFICIAL REUSE ON-SITE
O-000255-HL- A-N	PRIME COLLISION CENTER	ABBREVIATED LICENSE, BENEFICIAL REUSE ON-SITE
O-000251-HL- A-N	MID COAST HOSPITAL	ABBREVIATED LICENSE, BENEFICIAL REUSE ON-SITE
O-000253-HL- A-N	NORTHEAST PACKAGING CO	ABBREVIATED LICENSE, BENEFICIAL REUSE ON-SITE
O-000229-HL- B-R	RP BELL COLLISION CENTER INC	ABBREVIATED LICENSE, BENEFICIAL REUSE ON-SITE
O-000252-HL- A-N	HILLSIDE COLLISION CENTER INC	ABBREVIATED LICENSE, BENEFICIAL REUSE ON-SITE
O-000248-HL- A-N	LAKES REGION IMPORTS	ABBREVIATED LICENSE, BENEFICIAL REUSE ON-SITE
O-000213-HL- B-R	MAINE GENERAL MEDICAL CENTER	ABBREVIATED LICENSE, BENEFICIAL REUSE ON-SITE
O-000245-HL- A-N	NEWPORT INDUSTRIAL FABRICATION	ABBREVIATED LICENSE, BENEFICIAL REUSE ON-SITE
O-000238-HL- C-N	KINGFIELD WOOD PRODUCTS	ABBREVIATED LICENSE, BENEFICIAL REUSE ON-SITE
O-000259-HL- B-N	SEACOAST AUTO BODY	ABBREVIATED LICENSE, BENEFICIAL REUSE ON-SITE
O-000233-HL- B-N	ST MARY'S REGIONAL MEDICAL CTR	ABBREVIATED LICENSE, BENEFICIAL REUSE ON-SITE
O-000234-HL- B-R	GENERAL DYNAMICS ARMAMENT & TE	ABBREVIATED LICENSE, BENEFICIAL REUSE ON-SITE
O-000230-HL- B-R	WEATHEREND ESTATE FURNITURE	ABBREVIATED LICENSE, BENEFICIAL REUSE ON-SITE
O-000220-HL- B-R	SHEPARD MOTORS	ABBREVIATED LICENSE, BENEFICIAL REUSE ON-SITE
O-000218-HL- B-R	CHARLIES COLLISION CENTER	ABBREVIATED LICENSE, BENEFICIAL REUSE ON-SITE
O-000217-HL- B-R	O'CONNER GMC	ABBREVIATED LICENSE, BENEFICIAL REUSE ON-SITE
O-000214-HL- B-R	LYMAN MORSE BOATBUILDING	ABBREVIATED LICENSE, BENEFICIAL REUSE ON-SITE
O-000203-HL- B-R	OXFORD HILLS TECHNICAL SCHOOL	ABBREVIATED LICENSE, BENEFICIAL REUSE ON-SITE
O-000195-HL- A-N	BESSEY MOTOR SALES	ABBREVIATED LICENSE, BENEFICIAL REUSE ON-SITE
O-000180-HL- D-N	BILL DODGE AUTO GROUP	ABBREVIATED LICENSE, BENEFICIAL REUSE ON-SITE
O-000191-HL- B-R	LEE AUTO MALL	ABBREVIATED LICENSE, BENEFICIAL REUSE ON-SITE
O-000192-HL- C-R	RIPLEY & FLETCHER	ABBREVIATED LICENSE, BENEFICIAL REUSE ON-SITE
O-000190-HL- C-R	LEE NISSAN	ABBREVIATED LICENSE, BENEFICIAL REUSE ON-SITE
O-000188-HL- C-N	DUTCH CHEVY-OLDS-BUICK-PONTIAC	ABBREVIATED LICENSE, BENEFICIAL REUSE ON-SITE
O-000184-HL- B-R	GOODWIN CHEVROLET-BUICK-PONTIA	ABBREVIATED LICENSE, BENEFICIAL REUSE ON-SITE
O-000181-HL- C-N	HEWITTS SPECIAL INTEREST AUTO	ABBREVIATED LICENSE, BENEFICIAL REUSE ON-SITE
O-000177-HL- C-R	COLEMAN'S COLLISION CENTER	ABBREVIATED LICENSE, BENEFICIAL REUSE ON-SITE
O-000174-HL- A-N	SPRAY MAINE	ABBREVIATED LICENSE, BENEFICIAL REUSE ON-SITE
O-000170-HL- B-R	HEWS COMPANY	ABBREVIATED LICENSE, BENEFICIAL REUSE ON-SITE
O-000155-HL- E-R	EVONIK CYRO LLC	ABBREVIATED LICENSE, BENEFICIAL REUSE ON-SITE

License Number	Facility Name	License Type
O-000308-HL- D-T	FPLE WYMAN	ABBREVIATED LICENSE, BENEFICIAL REUSE ON-SITE
O-000165-HL- D-N	FERN'S BODY SHOP	ABBREVIATED LICENSE, BENEFICIAL REUSE ON-SITE
O-000182-HN- E-R	GAC CHEMICAL CORP	ABBREVIATED LIC ELEMENTARY NEUTRALIZATION (SEE ALSO TYPE RE)
O-000017-HR- M-R	ENPRO SVCS OF MAINE, INC.	ABBREVIATED LICENSE, TRANSFER FACILITY
O-000274-HR- A-N	OXUS ENVIRONMENTAL	ABBREVIATED LICENSE, TRANSFER FACILITY
O-000250-HR- A-N	ENVIRONMENTAL PROJECTS INC	ABBREVIATED LICENSE, TRANSFER FACILITY
O-000032-HR- F-R	CLEAN HARBORS	ABBREVIATED LICENSE, TRANSFER FACILITY
O-000237-HT- A-N	WILLIAM ARTHUR INC	ABBREVIATED LICENSE, PRECIOUS METAL RECOVERY UNIT
O-000223-HT- B-R	BATES COLLEGE	ABBREVIATED LICENSE, PRECIOUS METAL RECOVERY UNIT
O-000208-HT- B-R	UNIVERSITY OF SOUTHERN MAINE	ABBREVIATED LICENSE, PRECIOUS METAL RECOVERY UNIT
O-000209-HT- A-N	UNIVERSITY OF NEW ENGLAND	ABBREVIATED LICENSE, PRECIOUS METAL RECOVERY UNIT
O-000172-HT- E-R	MAINE MEDIA WORKSHOP	ABBREVIATED LICENSE, PRECIOUS METAL RECOVERY UNIT
O-000262-HT- A-N	MAINE COLLEGE OF ART	ABBREVIATED LICENSE, PRECIOUS METAL RECOVERY UNIT
O-000007-HV- J-R	PRAXAIR SURFACE TECHNOLOGIES	ABBREVIATED LICENSE, OTHER FAC. TREAT IN TANK
O-000130-HV- E-R	BATH IRON WORKS (EBMF)	ABBREVIATED LICENSE, OTHER FAC. TREAT IN TANK
O-000085-HV- D-R	NAUTEL MAINE, INC	ABBREVIATED LICENSE, OTHER FAC. TREAT IN TANK
O-000202-RA- B-R	MAINE RS-MAINTENANCE CTR	ABBREVIATED LICENSE RE-USE OF HAZ WASTE IN SOLID FORM
O-000254-RA- A-N	RYNEL INC	ABBREVIATED LICENSE RE-USE OF HAZ WASTE IN SOLID FORM
O-000270-RA- A-N	GE ENERGY	ABBREVIATED LICENSE RE-USE OF HAZ WASTE IN SOLID FORM
O-000279-RA- A-N	MAINE MILITARY AUTHORITY	ABBREVIATED LICENSE RE-USE OF HAZ WASTE IN SOLID FORM
O-000007-RA- G-R	PRAXAIR SURFACE TECHNOLOGIES	ABBREVIATED LICENSE RE-USE OF HAZ WASTE IN SOLID FORM
O-000272-RB- B-N	ELECTRONICS END	ABBREVIATED LICENSE FOR ELECTRONICS DEMANUFACTURING FACILITY
O-000268-RB- B-A	EWASTE RECYCLING SOLUTIONS	ABBREVIATED LICENSE FOR ELECTRONICS DEMANUFACTURING FACILITY
O-000249-RB- A-N	SKILL'S INC RECYCLING CENTER	ABBREVIATED LICENSE FOR ELECTRONICS DEMANUFACTURING FACILITY

Appendix B

Active Hazardous Waste Transporters

Active Hazardous Waste Transporters

9/6/2013

ID #	COMPANY NAME	MAIL ADDRESS	CITY	STATE	ZIP	EXPIRATION
H411 W109	21ST CENTURY ENVIRONMENTAL MGT/PSC	275 ALLENS AVE	PROVIDENCE	RI	02905	02/26/2014
H524	A & D ENVIRONMENTAL SERVICES	1741 CALKS FERRY ROAD	LEXINGTON	SC	29073	08/29/2014
H042	ADVANCED POLLUTION CONTROL COR	120 HIGH ST	BRIDGEWATER	MA	02324	01/27/2014
H514 W514	ALLSTATE ENVIRONMENTAL SERVICES	PO BOX 291	GORHAM	ME	04038	05/05/2014
H448 W448	ALLSTATE POWER VAC	928 EAST HAZELWOOD	RAHWAY	NJ	07065	06/01/2014
H501	ALPINE ENVIRONMENTAL SERVICES LLC	2303 SOUTH MAIN STREET	MIDDLETOWN	CT	06457	02/26/2014
H499 W499	B & D ASSOCIATES INC	12 CHENELL DRIVE	CONCORD	NH	03301	11/16/2013
H312 W035	BED ROCK INC D/B/A TRI-STATE MOTOR TRANSIT	PO BOX 113	JOPLIN	MO	64802	07/25/2014
H495 W495	BOOM TECHNOLOGY INC	44 SANFORD DRIVE	GORHAM	ME	04038	01/27/2014
H510 W510	BOSTON GREEN FUEL CO INC	201 MAQUAN STREET	HANSON	MA	02341	06/10/2014
H330	BUFFALO FUEL CORP	4870 PACKARD ROAD	NIAGARA FALLS	NY	14304	12/13/2013
H412 W110	CAB SERVICES INC	PO BOX 8	DOVER	NH	03821	04/23/2012
W502	CARBON EXPRESS	PO BOX 403	WHARTON	NJ	07885	11/17/2013
H258	CENTRAL MAINE POWER CO	83 EDISON DR	AUGUSTA	ME	04336	04/25/2013
H105 W001	CLEAN HARBORS ENVIRONMENTAL SERVICE INC	PO BOX 9149	NORWELL	MA	02061	06/07/2014
H425	CLEAN VENTURE INC	138 LELAND STREET	FRAMINGHAM	MA	01702	04/25/2014
H457 W457	CORPORATE ENVIRONMENTAL ADVISORS INC	127 HARTWELL ST	WEST BOYLSTON	MA	01583	12/26/2013
H522 W522	CSI ENVIRONMENTAL SERVICES INC	PO BOX 2	AMESBURY	MA	01913	01/19/2014
H283 W004	CYN OIL CORP	PO BOX 119	STOUGHTON	MA	02072	06/02/2014
H525	DISPOSAL CONSULTANT SERVICES INC	50 HOWARD STREET	PISCATAWAY	NJ	08854	03/25/2014
H479 W479	EARTH TECHNOLOGY II LLC	PO BOX 338	NORTH HAVEN	CT	06473	05/23/2014
H248 W248	ENPRO SVC INC	12 MULLIKEN WAY	NEWBURYPORT	MA	01950	03/30/2014
H408 W106	ENVIRITE OF PENNSYLVANIA INC	730 VOGELSONG RD	YORK	PA	17404	01/13/2014

Active Hazardous Waste Transporters

9/6/2013

ID #	COMPANY NAME	MAIL ADDRESS	CITY	STATE	ZIP	EXPIRATION
H455 W455	ENVIRONMENTAL PRODUCTS & SVS OF VT INC	PO BOX 315	SYRACUSE	NY	13209	11/27/2013
H446 W446	ENVIRONMENTAL PROJECTS INC	PO BOX 1417	AUBURN	ME	04211	04/14/2014
H454 W454	ENVIROSERVE, J.V.	5502 SCHAAF RD	CLEVELAND	OH	44131	10/24/2013
H029 W072	EQ NORTHEAST INC	PO BOX 617	WRENTHAM	MA	02093	04/12/2014
H407 W105	FORTRESS TRUCKING LTD	7079 WELLINGTON	GUELPH	ON	N1H	08/28/2014
H311 W311	FRANKS VACUUM TRUCK SVC	1717 NEW ROAD	NIAGARA FALLS	NY	14304	07/06/2014
H047 W047	FREEHOLD CARTAGE INC	PO BOX 5010	FREEHOLD	NJ	07728	11/28/2013
H476	GLOBAL REMEDIATION SERVICES INC	700 RICHMOND STREET	E TAUNTON	MA	02178	03/22/2014
H500	GOULET TRUCKING INC	PO BOX 259	SOUTH DEERFIELD	MA	01373	01/03/2014
H521 W521	H & S TANK CLEANING INC	PO BOX 2	AMESBURY	MA	01913	10/17/2012
H086	HAZMAT ENVIRONMENTAL GROUP INC	60 COMMERCE DR	BUFFALO	NY	14218	10/05/2013
H493 W493	HERITAGE CRYSTAL CLEAN LLC	2175 POINT BLVD SUITE	ELGIN	IL	60123	01/31/2014
H422	HERITAGE TRANSPORT	7901 W MORRIS ST	INDIANAPOLIS	IN	46231	05/22/2014
H472 W472	HITTMAN TRANSPORT SERVICES	1560 BEAR CREEK ROAD	OAK RIDGE	TN	37830	10/06/2013
W435	HO BOUCHARD INC	PO BOX 249	HAMPDEN	ME	04444	06/29/2014
H518 W518	INNOVATIVE RESOURCE ENVIRONMENTAL CORP	PO BOX 146	WAYNE	ME	04364	11/22/2012
W501	JANUARY ENVIRONMENTAL SERVICES INC	2701 SOUTH PROSPECT	OKLAHOMA CITY	OK	73129	02/08/2014
H038	JILL B THORPE (d/b/a JB SILVA CO)	31 BATCHELDER ROAD	BOXFORD	MA	01921	08/12/2012
H489 W489	LAIDLAW CARRIERS BULK GP INC	PO BOX 1669	WOODSTOCK,	PQ	N4S 0A9	12/04/2013
W496	MAINE DEPARTMENT OF TRANSPORTATION	SHS 16	AUGUSTA	ME	04333	05/18/2014
H523 W523	MAINE FUEL POLISHING	62 LIBERTY DRIVE	HERMON	ME	04401	07/19/2014
H410 W114	MAINE LABPACK INC	15 HOLLY STREET SUITE	SCARBOROUGH	ME	04074	02/11/2014
H421 W421	MAUMEE EXPRESS INC	PO BOX 278	SOMERVILLE	NJ	08876	03/26/2014
H430	MAXYMILLIAN TECHNOLOGIES INC	1801 EAST STREET	PITTSFIELD	MA	01201	01/22/2013
H524 W524	MOODYS COLLISION CENTERS	200 NARRAGANSETT	GORHAM	ME	04038	11/16/2013

Active Hazardous Waste Transporters

9/6/2013

ID #	COMPANY NAME	MAIL ADDRESS	CITY	STATE	ZIP	EXPIRATION
H428 W428	MORAN ENVIRONMENTAL RECOVERY	75D YORK AVE	RANDOLPH	MA	02368	12/17/2014
H423	NEW ENGLAND DISPOSAL TECH	83 GILMORE DRIVE	SUTTON	MA	01590	05/20/2014
H520 W520	NEXEO SOLUTIONS LLC	415 S FIRST ST, S# 200	LUFKIN	TX	75901	03/29/2014
H378 W093	OIL ENERGY RECOVERY INC	PO BOX 492	STOW	MA	01775	07/25/2014
H484	OP-TECH ENVIRONMENTAL SERVICES	1 ADLER DRIVE	EAST SYRACUSE	NY	13057	01/09/2014
H513 W513	ORGCO COMPANY INC	72 GRAYS BRIDGE ROAD	BROOKFIELD	CT	06804	08/20/2013
H519	OXUS ENVIRONMENTAL LLC	264 INDUSTRIAL PARK	PITTSFIELD	ME	04967	03/31/2014
H354 W354	PAGE E T C INC	PO BOX 1290	WEEDSPORT	NY	13166	04/09/2014
H512 W512	PORTSMOUTH NAVAL SHIPYARD	CODE 106.3 BLDG 44	PORTSMOUTH	NH	03904	08/05/2014
H150	PRICE TRUCKING CORP	67 BEACON ST	BUFFALO	NY	14220	08/05/2012
H517 W517	RED TECHNOLOGIES LLC	10 NORTHWOOD DRIVE	BLOOMFIELD	CT	06480	08/10/2014
H502 W502	ROBBIE D WOOD INC	PO BOX 125	DOLOMITE	AL	35061	03/01/2014
H064 W111	S J TRANSPORTATION CO	PO BOX 169	WOODSTOWN	NJ	08098	04/09/2014
H040 W100	SAFETY KLEEN SYSTEMS INC	PO BOX 368	NEENAH	WI	54957	03/31/2014
H467	SET ENVIRONMENTAL INC	450 SUMAC RD	WHEELING	IL	60090	10/25/2013
H508 W508	SOUTH PARK MOTOR LINES INC	9850 HAVANA STREET	HENDERSON	CO	80640	10/23/2014
H433	STERICYCLE INC	369 PARK EAST DRIVE	WOONSOCKET	RI	02895	12/20/2013
H516	STERICYCLE SPECIALTY WASTE	2850 100th COURT NE	BLAINE	MN	55449	07/09/2014
H394 W094	TCI OF NY LLC	39 FALLS INDUSTRIAL	HUDSON	NY	12534	02/24/2014
H494 W494	TMC SERVICES INC	19 NATIONAL DRIVE	FRANKLIN	MA	02038	06/02/2014
H034 W034	TONAWANDA TANK TRANSPORT SVC	PO BOX H	BUFFALO	NY	14217	07/08/2014
H351 W351	TRADEBE TREATMENT & RECYCLING NORTHEAST LLC	47 GRACEY AVENUE	MERIDEN	CT	06450	01/29/2014
H145 W145	TRANSFORMER SERVICES INC	PO BOX 1077	CONCORD	NH	03302	10/31/2013
H409 W107	TRANSPORT ROLLEX LTEE	910 BLVD LIONEL BOULET	VARENNES QUEBEC	PQ	J3X 1P7	01/28/2014
H431 W431	TRIAD TRANSPORT INC	PO BOX 818	MCALESTER	OK	74501	03/23/2014
H507 W507	TRIUMVIRATE ENVIRONMENTAL	200 INNER BELT ROAD	SOMERVILLE	MA	02143	04/17/2014
H440 W440	UNIVAR USA INC	PO BOX 730 COLONIAL RD	SALEM	MA	01970	01/04/2014

Active Hazardous Waste Transporters

9/6/2013

ID #	COMPANY NAME	MAIL ADDRESS	CITY	STATE	ZIP	EXPIRATION
H363	US BULK TRANSPORT INC	205 PENNBRIAR AVE	ERIE	PA	16509	03/02/2014
H400 W425	VEOLIA ES TECHNICAL SOLUTIONS LLC	1 EDEN LANE	FLANDERS	NJ	07836	12/05/2013
H368 W074	WEAVERTOWN TRANSPORT LEASING	2 DORRINGTON ROAD	CARNEGIE	PA	15106	07/22/2014
W478	WENTWORTH GREENHOUSES INC D/B/A WENTWORTH OIL SERVICES	141 ROLLINS RD	ROLLINSFORD	NH	03869	04/29/2012
H376 W376	WEST CENTRAL ENVIRONMENTAL CORP	PO BOX 83	RENSSELAER	NY	12144	05/19/2014
H377 W080	WESTERN OIL INC	PO BOX 518	LINCOLN	RI	02865	06/02/2014