

MAINE STATE LEGISLATURE

The following document is provided by the
LAW AND LEGISLATIVE DIGITAL LIBRARY
at the Maine State Law and Legislative Reference Library
<http://legislature.maine.gov/lawlib>



Reproduced from electronic originals
(may include minor formatting differences from printed original)



Biennial Hazardous Waste Activities Report 2009 & 2010 Reporting Years

Maine Department of Environmental Protection
17 State House Station
Augusta, Maine 04333-0017

November 1, 2011

Contact: Ronald E. Dyer, Director, Bureau of Remediation and Waste Management
(207) 287-7688

TABLE OF CONTENTS

Introduction	2
Waste Generation	3
Waste Generation Trends	7
Licenses and Abbreviated Licenses	8
Import/Export Information	8
Maine Waste Received by Maine Treatment and Storage Facilities.....	10
Hazardous Waste Facilities.....	10
Transporters	11
Universal Waste	11
<i>Appendix A - Licenses and Abbreviated Licenses</i>	<i>16</i>
<i>Appendix B - Active Hazardous Waste Transporters</i>	<i>21</i>

LIST OF FIGURES AND TABLES

Table 1 Hazardous Waste Shipping Information from Manifests	3
Figure 1 2009 Hazardous Waste Generation.....	4
Figure 2 2010 Hazardous Waste Generation.....	4
Table 2 Total Quantity of Hazardous Waste Generated in 2009 and 2010	5
Figure 3 2009 Hazardous Waste by Waste Codes.....	6
Figure 4 2010 Hazardous Waste by Waste Codes.....	6
Figure 5 Hazardous Waste Generation Trends Analysis	8
Table 3 Hazardous Waste Imported from Out of State or Canada	9
Table 4 Maine Waste Exported to Other States/Foreign Countries	9
Table 5 Universal Waste Items Recycled or Disposed by Type	13
Figure 6 2005 - 2010 Universal Waste Handled Excluding Lamps	13
Figure 7 2005 - 2010 Universal Waste Lamps Recycled.....	14
Figure 8 Total Universal Waste Items in 2009	14
Figure 9 Total Universal Waste Items in 2010	15
Figure 10 Total Universal Waste Items	15

Introduction

The Maine Biennial Hazardous Waste Report for 2009 and 2010 has been prepared by the Maine Department of Environmental Protection (“Department”) to fulfill the requirements of 38 M.R.S.A. § 1319-Q (2) for biennial reporting on the generation, transportation, and handling of hazardous waste in Maine.

Hazardous waste information was tallied using the Department’s hazardous waste manifest computer database. All facilities that ship hazardous waste, regardless of quantity, are required to use a hazardous waste manifest. Department staff enters shipment information from the manifests into the Department’s manifest database. The unit of measure used in this report for the quantity of waste is pounds. The hazardous waste quantities reported on the manifests which are not reported in pounds (i.e. gallons, liters, etc.) are converted to pounds using conversion factors based upon the type of waste. This report does not include hazardous waste generated and treated on-site under abbreviated treatment licenses since this waste is not transported, the data is not entered into the manifest database, and it is a relatively minor amount compared to the shipment data. This report also does not include information about waste oil or bio-medical waste generation or shipment. The report data has been supplemented with information on universal wastes including information from the manufacturer take-back program.

This report includes manifest data from shipments of hazardous waste from all facilities that generated and shipped hazardous waste in 2009 and 2010. This includes facilities that are regulated in Maine’s three categories of hazardous waste generators (Small Quantity Generators, Small Quantity Generator Plus, and fully regulated generators or Large Quantity Generators). The report also includes waste quantities from “one-time generators” of hazardous waste. Small Quantity Generators (SQGs) generate up to 100 kilograms or 220 pounds per month and cannot accumulate more than one 55-gallon drum or 440 pounds on site at any one time. SQGs have the fewest regulatory requirements. Those in the Small Quantity Generator Plus (SQG Plus) category have the same monthly generation restrictions as SQGs, but can accumulate up to three 55-gallon drums or 600 kilograms of hazardous waste on site at any one time. SQG Plus generators have regulatory requirements in addition to those that SQGs must adhere to. Fully regulated generators (a.k.a. large quantity generators or LQGs) generate more than 100 kilograms or 220 pounds per month or accumulate more than 600 kilograms on site at any one time. Both SQG Plus and fully regulated generators are required to obtain a permanent US Environmental Protection Agency (EPA) identification number. SQGs use the generic identification number, MEX020000000. A provisional number system is used for “one-time generators” of hazardous waste to facilitate emergency shipments for one-time clean-ups or remediation projects. The “one-time generators” are issued temporary identification numbers beginning with the “MEP” prefix. Examples of one-time generation of hazardous waste include site remedial activity and underground gasoline storage tank removals.

Waste Generation

For the 2009 and 2010 Biennial Hazardous Waste Report, the Department's hazardous waste manifest database was analyzed for generation amounts, waste codes, and export information for all generators. In years prior to 1993, the Department's manifest database did not exist and report analysis was primarily based on EPA-required Biennial Report data, which was submitted only by fully regulated generators. Therefore, those reports did not include data from all hazardous waste generators. The use and maintenance of the Department's manifest database facilitates more complete analysis and provides for more consistent reporting on hazardous waste activities. In addition, the database has reduced the time needed to complete data reviews and analyses.

In 2009, 15,680,478 pounds of hazardous waste and in 2010, 23,043,915 pounds of hazardous waste were generated and shipped by Maine generators. Universal wastes, a sub-category of hazardous waste which includes fluorescent lamps, cathode ray tubes, mercury switches and other wastes, are not included in the totals reported in Tables 1 - 4 and Figures 1 - 5. Data related to the recycling efforts for universal wastes are reported and discussed in this report, beginning on page 11 and in Table 5 and Figures 6 - 10.

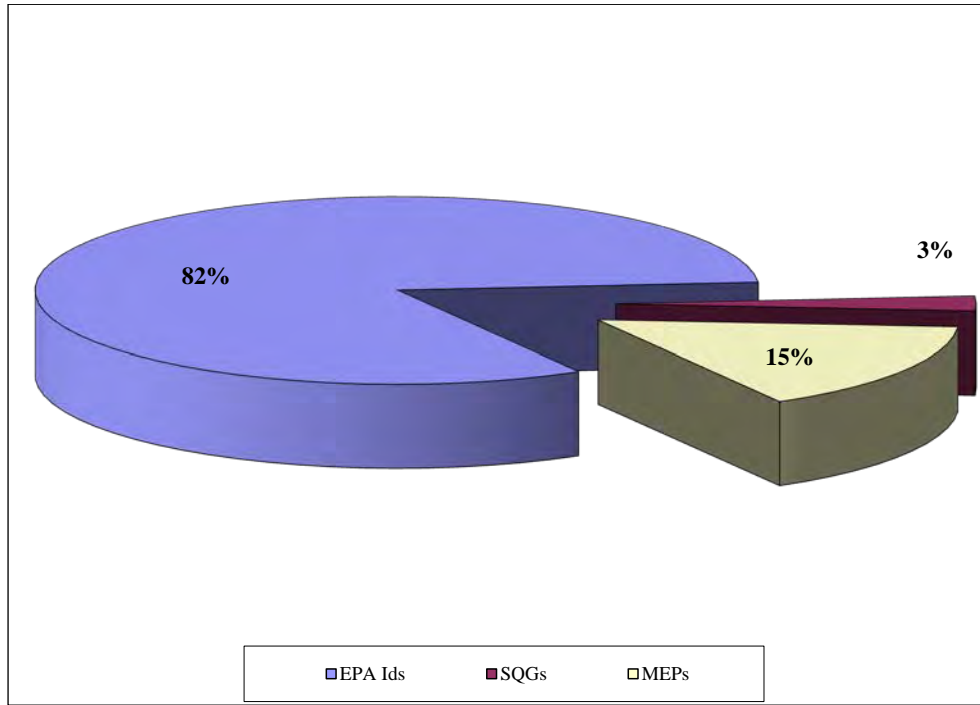
Table 1 shows the quantities of hazardous waste generation in Maine for 2009 and 2010 by generator type, while Figures 1 and 2 illustrate the percentage of hazardous waste shipped by generator type for 2009 and 2010, respectively. Generator types in Table 1 include: Generators with Assigned Numbers (i.e. Fully regulated/LQGs and SQG Plus generators); One-time Generators (i.e. assigned a temporary "MEP" ID number to facilitate a one-time hazardous waste clean-up or removal); and Small Quantity Generators (SQGs which do not have permanent IDs but use the generic MEX020000000 ID number for manifested hazardous waste shipments).

Table 1
Hazardous Waste Shipping Information from Manifests

Generator Type	Quantity in Pounds for 2009	Quantity in Pounds for 2010
Generators with Assigned ID Numbers	12,855,669	20,711,556
One-time Generators (MEP ID #s)	2,423,477	1,955,119
Small Quantity Generators	401,332	377,240
Total	15,680,478	23,043,915

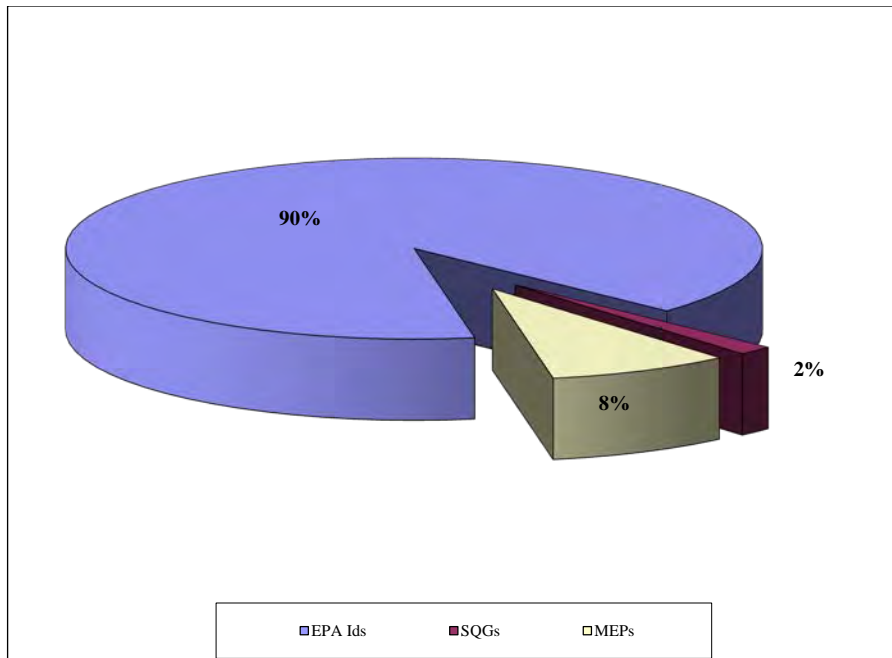
2009 Hazardous Waste Generation

Figure 1



2010 Hazardous Waste Generation

Figure 2



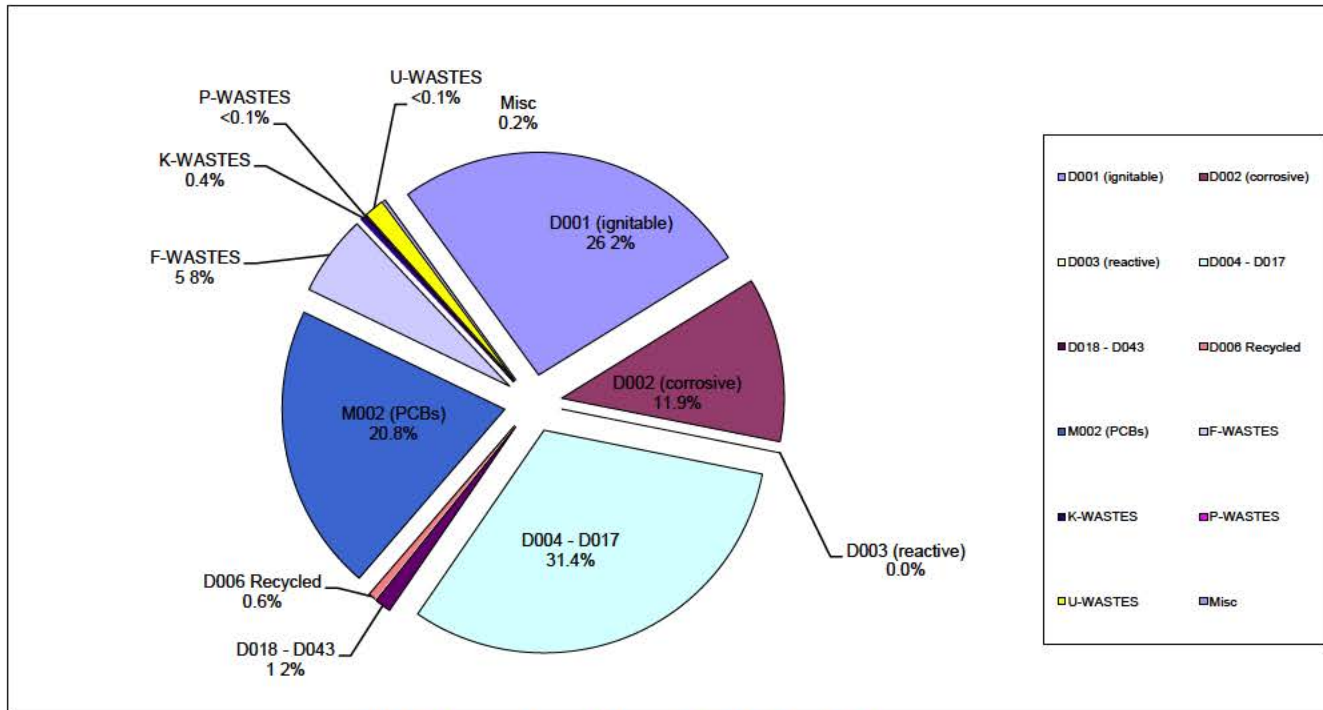
For a breakdown, by waste code, of the quantity of hazardous waste generated in pounds for 2009 and 2010, see Table 2. For a graphical representation of this same data, see Figures 3 and 4. The Waste Codes in the table and figures, except for M002 (PCB's over 50 ppm), are federally-assigned waste codes adopted by Maine's Hazardous Waste Management Rules, for identifying waste types. Polychlorinated biphenyls (PCBs) are regulated by EPA as toxic substances, but in Maine, wastes containing fifty (50) parts per million or greater of PCBs are listed as a hazardous waste and are assigned the waste identification code M002. It should be noted that the data in Table 2 and Figures 3 and 4 represent an approximate breakdown of hazardous waste quantities by waste code. The reason for the approximation is that many wastes can have more than one waste code to describe that waste and there is no State or Federal coding protocol, providing for any specific precedence of one waste code over another when coding wastes which have multiple waste codes. Therefore, the data represents "waste types" (i.e. ignitable, corrosive, metals & pesticides, etc.) which include the quantity of wastes identified by the waste code, for wastes in which only that waste code is used, along with the quantity of wastes in which that waste code is the first waste code listed for the waste item described on a manifest.

Table 2**Total Quantity of Hazardous Waste Generated in 2009 and 2010 by Waste Code**

Waste Codes (Types)	Quantity in Pounds for 2009	Quantity in Pounds for 2010
D001 (Ignitable)	4,105,239	4,173,557
D002 (Corrosive)	1,873,186	2,271,084
D003 (Reactive)	3,376	4,736
D004-D017 (metals & pesticides)	4,930,152	14,903,190
D018-D043 (Federal TCLP organics)	186,520	190,205
D006 (recycled plastic with cadmium)	86,859	101,225
F-wastes (non-specific source wastes)	915,141	317,977
K-wastes (specific source wastes)	61,321	58,815
M002 (PCB's over 50 ppm)	3,264,750	621,265
P-wastes (acute wastes)	1,209	3,979
U-wastes (toxic wastes)	227,510	364,574
Miscellaneous	25,215	33,308
Total	15,680,478	23,043,915

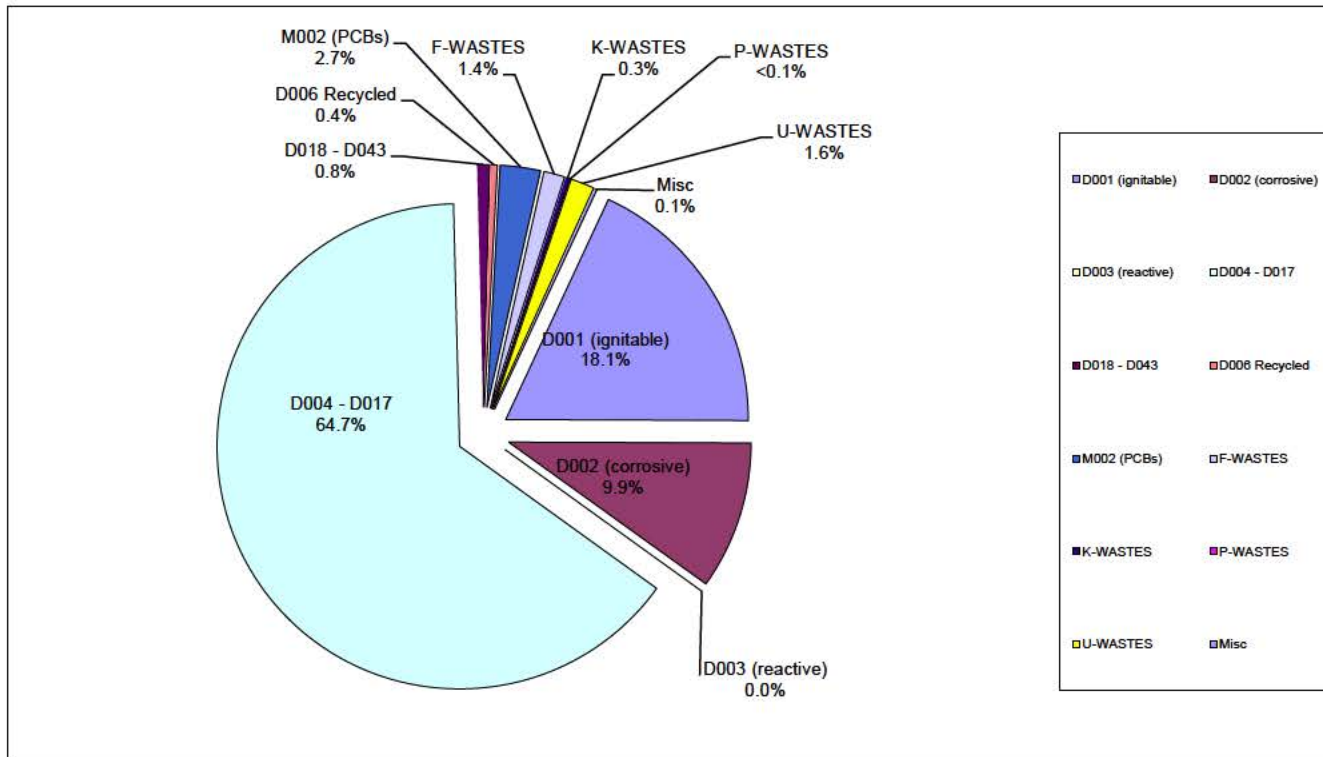
2009 Hazardous Waste by Waste Codes

Figure 3



2010 Hazardous Waste by Waste Codes

Figure 4



Waste Generation Trends

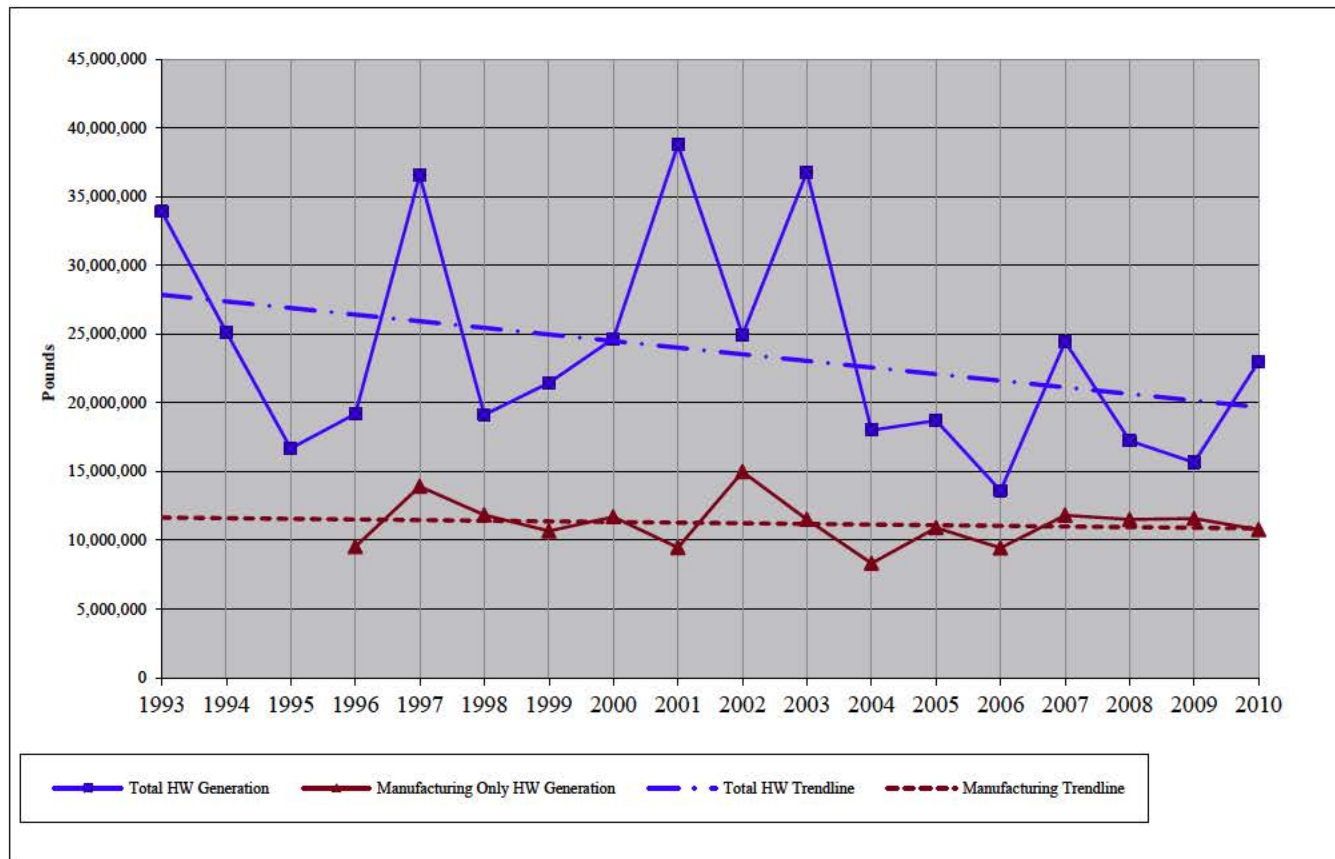
Hazardous waste trends were analyzed for SQGs and generators with permanent EPA identification numbers to assess overall generation gains and/or declines. Figure 5 illustrates the hazardous waste generation trends since 1993. Two different sets of data and corresponding trend lines are plotted in the graph below.

The upper trend line is the total amount of hazardous waste generated in Maine, which includes hazardous waste from manufacturing, commercial activities, as well as remediation sites such as superfund sites, corrective action sites and other remediation sites. This trend varies considerably from year to year depending on the number of remediation/ corrective action projects underway during each year and the volume of clean-up wastes generated from such projects. For example, the peaks that occurred in 1997, 2001, 2003 and 2007 were a result of major remediation or clean-up projects. The peak in 1997 was due primarily to over 18 million pounds of hazardous remediation waste shipped from the F. O'Connor superfund site in Augusta, Maine. The peak in 2001 was due primarily to over 22 million pounds of hazardous waste removed from the Harry Smith Junkyard clean-up project in Meddybemps, Maine. The peak in 2003 was primarily the result of two major clean-up projects - one involving the Eastland Woolen Mill superfund site in Corinna, Maine, where 14,242,000 pounds of soil contaminated with the chlorinated solvent chlorobenzene (F002) were removed, and the second involving the National Semiconductor Corporation facility in South Portland, Maine where 6,654,000 pounds of soil contaminated with chlorinated and non-chlorinated solvents (F001, F002 & F003) were removed as a result of remediation activities. The peak in 2007 was primarily due to remedial action projects which generated approximately 3 million pounds of mercury-contaminated concrete and other construction related materials (K071, K106 & D009) removed from the Holtrachem site in Orrington, Maine as part of the continuing site clean-up project and approximately 2 million pounds of lead-contaminated wastes removed from the Portsmouth Naval Shipyard site in Kittery. In 2010 more than 10 million pounds of lead contaminated wastes were removed from the Portsmouth Naval Shipyard site in Kittery.

The lower trend line in the graph shows hazardous waste generated from manufacturing and commercial activities since 1996, excluding site remediation wastes. This trend indicates that hazardous waste generated from all manufacturing and commercial activities has decreased very slightly since 1996.

Hazardous Waste Generation Trends Analysis

Figure 5



Licenses and Abbreviated Licenses

As of December 2010 there are ninety-nine (99) hazardous waste licenses currently in effect. This includes seventy-one (71) Beneficial Re-use On-site, four (4) Re-use in solid form, three (3) Treatment in Tanks, eight (8) Precious Metal Recovery, three (3) Transfer Facility, one, (1) Elementary Neutralization, two (2) Commercial Storage, one (1) Commercial Treatment and Storage, one (1) Interim License (mixed waste), two (2) Post Closure and three (3) Electronic De-manufacturing license. Eleven (11) licenses and abbreviated licenses were issued or renewed in 2009 and twenty (20) were issued or renewed in 2010. A complete listing of the companies by license type can be found in Appendix A.

Import/Export Information

Imports: Approximately 28,369 pounds in 2009 and 227,696 pounds in 2010 of hazardous waste were imported into Maine from other states for treatment or recycling. ENPRO Services of Maine (ENPRO) in South Portland was the receiving facility for 95% of the imported hazardous waste in 2009 and 92% of the imported hazardous waste in 2010. ENPRO is fully permitted and licensed by the Department to treat gasoline and oil-contaminated water and to store hazardous waste for subsequent transport to other facilities licensed for treatment or

disposal. Additionally, Portsmouth Naval Shipyard in Kittery, Maine imported hazardous waste from out-of-state military facilities to store for subsequent transport to facilities licensed for treatment or disposal. Portsmouth Naval Shipyard imported 578 pounds in 2009 and 1,464 pounds of hazardous waste in 2010 from out-of-state military facilities. Portsmouth Naval Shipyard is fully permitted and licensed by the Department to receive and store hazardous waste from other military facilities. See Table 3 for amounts of hazardous waste imported from other states. The amount of waste imported is based on the wastes that are deemed hazardous in the State of Maine, and does not include waste deemed hazardous in another state or country, if that waste (i.e. waste oils) is not considered hazardous waste in Maine.

Table 3
Hazardous Waste Imported from Out of State or Canada:

State (from)	Total (pounds) 2009	Total (pounds) 2010
Connecticut	0	0
Massachusetts	11,956	199,075
New Hampshire	15,643	10,777
New York	0	0
Rhode Island	0	0
Vermont	0	17,845
Canada	0	0
Total	28,369	227,696

Exports: Of 15,680,478 pounds of hazardous waste generated and shipped by Maine generators in 2009, 95% (14,864,384 pounds) was exported to other states and Canada for treatment, storage, or disposal. Of 23,043,915 pounds generated in Maine in 2010, 98% (22,474,461 pounds) was exported to other states and Canada. For a complete breakdown of wastes exported to other states and Canada, see Table 4.

Table 4
Maine Waste Exported to Other States/Foreign Countries

State (to)	Total (pounds) 2009	Total (pounds) 2010
Canada	3,294,976	13,404,926
Alabama	304,145	108,460
Arkansas	765,846	494,512
Arizona	0	0
Colorado	3,250	900
Connecticut	347,544	171,007
Florida	0	15
Georgia	0	0
Idaho	0	0
Illinois	2,546	211
Indiana	83,269	41,091
Kansas	99	24
Kentucky	5,988	52,059
Louisiana	25	0
Massachusetts	656,686	758,068

Table 4 (continued)

State (to)	Total (pounds) 2009	Total (pounds) 2010
Maryland	907	0
Michigan	176,899	174,404
Missouri	12,000	0
Nebraska	425	0
New Hampshire	48,782	63,805
New Jersey	1,180,087	1,394,181
New York	3,782,882	2,192,603
North Carolina	0	0
Ohio	651,448	957,232
Oklahoma	1,184,026	546,100
Pennsylvania	1,190,028	1,232,847
Rhode Island	327,360	410,680
South Carolina	3,395	4,082
Tennessee	85,073	86,158
Texas	36,695	3,504
Utah	253	138
Virginia	0	0
Vermont	694,638	368,038
Washington	0	0
Wisconsin	23,908	9,416
West Virginia	1,205	0
Total	14,864,384	22,474,461

Maine Waste Received by Maine Treatment and Storage Facilities

In 2009, 785,654 pounds of hazardous waste generated in Maine and in 2010, 700,537 pounds of hazardous waste generated in Maine was shipped to licensed treatment or storage facilities (TSF) within the state. ENPRO Services of Maine in South Portland received approximately 773,751 pounds of Maine-generated waste in 2009 and 688,801 pounds in 2010 of Maine-generated waste consisting primarily of waste gasoline and water mixtures. Other than the gasoline-contaminated wastewater treated on-site, the remaining hazardous waste (primarily waste gasoline) received by ENPRO is ultimately sent out of state for treatment and/or disposal. Additionally, Portsmouth Naval Ship Yard, a licensed storage facility, receives hazardous and universal wastes from other military facilities (to store, bulk and subsequently ship to licensed treatment or disposal facilities) and in 2009 received approximately 11,903 pounds of hazardous waste and in 2010 received approximately 11,736 pounds of hazardous waste generated at military facilities located in Maine.

Hazardous Waste Facilities

A listing of commercial hazardous waste facilities within the United States, based on 2009 biennial report data, is available at the Department. A copy of the list can be obtained for a fee by contacting the National Technical Information Service at (703) 487-4650 or via the Internet at no charge at: <http://www.epa.gov/osw/inforesources/data/br09/index.htm>. Subsequent to the June 2008 closure of the Safety-Kleen facility in Leeds, there are three fully licensed commercial hazardous waste facilities in Maine. They include two commercial storage facilities licensed by

the Department: Central Maine Power in Augusta (for PCB wastes) and Portsmouth Naval Shipyard in Kittery (for waste generated by military facilities); and one licensed commercial treatment and storage facility, ENPRO Services of Maine in South Portland which treats gasoline and oil-contaminated wastewaters that have the characteristic for ignitability.

Transporters

Maine's hazardous waste generators are required to ship their wastes using licensed hazardous waste transporters. Transport companies apply to be licensed annually by the Department. The Department licenses the company, the conveyances, and the conveyance operators. Driver's records are reviewed. The companies, once listed, are placed on a list of licensed transporters which is available to the public. A complete list of transporters, their site and mailing addresses, and phone numbers is supplied in Appendix B and is available on the Department's web site at: <http://www.maine.gov/dep/rwm/data/pdf/activehaztrans.pdf>.

Universal Waste

On January 23, 2001, the Hazardous Waste Management Rules were amended to include a category called Universal Wastes and to encourage recycling and proper management of these wastes. A universal waste is a hazardous waste that is specifically designated by the Board of Environmental Protection as a universal waste because it is widely generated. Small businesses that typically do not generate other hazardous waste do generate universal waste.

Universal wastes include mercury or lead containing lamps (Sodium Vapor, HID or fluorescent), mercury thermostats, cathode ray tubes (CRTs), non-leaking polychlorinated biphenyls (PCBs) lamp ballasts, mercury devices such as mercury thermometers and switches, mercury switches from automobiles, and certain batteries. Electronic devices containing circuit boards are also being managed as universal waste even though it is not defined in the Rules. Data on the quantities of universal waste items collected at municipally-owned central accumulation facilities, and at sites sponsored by the Rechargeable Battery Recycling Corporation (RBRC) and the Thermostat Recycling Corporation (TRC), is included in this report. This data may include household waste which meets the description of universal waste.

Universal waste shipments are tracked by either a log system, through the use of Uniform Bills of Lading (UBOLs), or reports from manufacturer take back programs. The UBOLs are entered into the Department's manifest database. Universal waste can be collected at central accumulation facilities (company or municipally owned) and commercial consolidation facilities before being shipped to a recycling facility. Universal Waste going to a recycling facility must be documented on a UBOL. The Department arrived at the numbers for this report by reviewing the manifest database, reports from the TRC and RBRC manufacturer take back programs, and reports of motor vehicle mercury switch collections from the Alliance of Automobile Manufacturers, Subaru, the Truck Manufacturers Association and the Recreational Vehicle Industry Association. Table 5 lists the number of universal waste items that were shipped for recycling or disposal from 2005 through 2010. Figures 6 and 7 show the number of items in a bar graph format. The number of lamps is depicted separately in Figure 7 because the total number of lamps vastly outnumbers all other categories. The pie charts shown in Figures 8 and 9 documents that mercury and lead containing lamps make up the largest portion of universal waste handled. Figure 10 illustrates the number of universal waste items that have been sent for recycling for the years 2003 through 2010.

On May 8, 2007 the Electronic Industries Alliance applied to the Pipeline and Hazardous Materials Safety Administration (PHMSA) of the United States Department of Transportation for a determination that certain requirements related to the transportation of cathode ray tubes (CRTs) under regulations administered by the Maine Department of Environmental Protection are preempted by the Federal Hazardous Materials Transportation Law and the Hazardous Materials Regulations. The Electronic Industries Alliance (EIA) is a trade association representing the electronics industry and other high technology industries. The EIA objected to Maine regulations concerning intact and broken CRTs. Maine regulates broken CRTs and CRT glass under its hazardous waste requirements including licensed transport and tracking requirements, because CRT glass is contaminated with lead at levels above the hazardous waste threshold for the toxicity characteristic. Maine regulates intact, unbroken CRTs under State universal waste requirements, including tracking documentation to ensure the lead-contaminated CRTs are recycled.

On May 6, 2008, the PHMSA published a public notice (73 FR 25079) inviting comments on the EIA petition. The Department, the environmental agencies of eight states, the New Hampshire Attorney General, the Association of State and Territorial Waste Management Officials, Ecomaine, and the Natural Resources Council of Maine, submitted comments in opposition of the petition. The Maine Pulp & Paper Association and the Utility Solid Waste Activities Group submitted comments supporting the petition. EIA and the Department submitted rebuttal comments.

On September 10, 2009, the PHMSA published a notice (74 FR 46644) of administrative determination of preemption. The following is the summary of its decision.

Federal hazardous material transportation law does not preempt MDEP's regulations on classification of used cathode ray tubes ("CRTs") as "universal waste" and broken CRTs and glass removed from CRTs ("CRT glass") as a State "hazardous waste" and the marking, labeling, shipping documentation, and transporter requirements, because these requirements do not apply or pertain to materials regulated under Federal hazardous materials transportation law and the HMR or otherwise constitute an obstacle to accomplishing and carrying out Federal hazardous materials transportation law and the regulations issued under that law.

A petition for judicial review of a final preemption determination was not filed with the US Court of Appeals and therefore the determination became final.

Table 5

Universal Waste Items Recycled or Disposed by Type

Type of Universal Waste	Total number of items in 2005	Total number of items in 2006	Total number of items in 2007	Total Number of items in 2008	Total Number of items in 2009	Total Number of items in 2010
Mercury or lead containing lamps	819,689	671,349	962,685	988,574	1,014,425	954,330
Batteries	81,461	81,892	86,266	99,940	127,097	173,906
Cathode Ray Tubes	61,799	61,997	133,811	147,254	203,500	187,128
PCB Ballasts	24,534	34,106	37,062	34,664	44,858	44,633
Mercury Thermostats	700	3,262	5,269	7,283	7,202	6,693
Mercury Devices	12,604	3,937	16,859	4,127	1,127	4,797
Motor Vehicle Switches	4,520	17,801	3,734	6,972	10,691	6,558
Electronic Devices	64,528	45,627	58,743	107,605	122,394	91,694

Figure 6

2005 - 2010 Universal Waste Handled Excluding Lamps

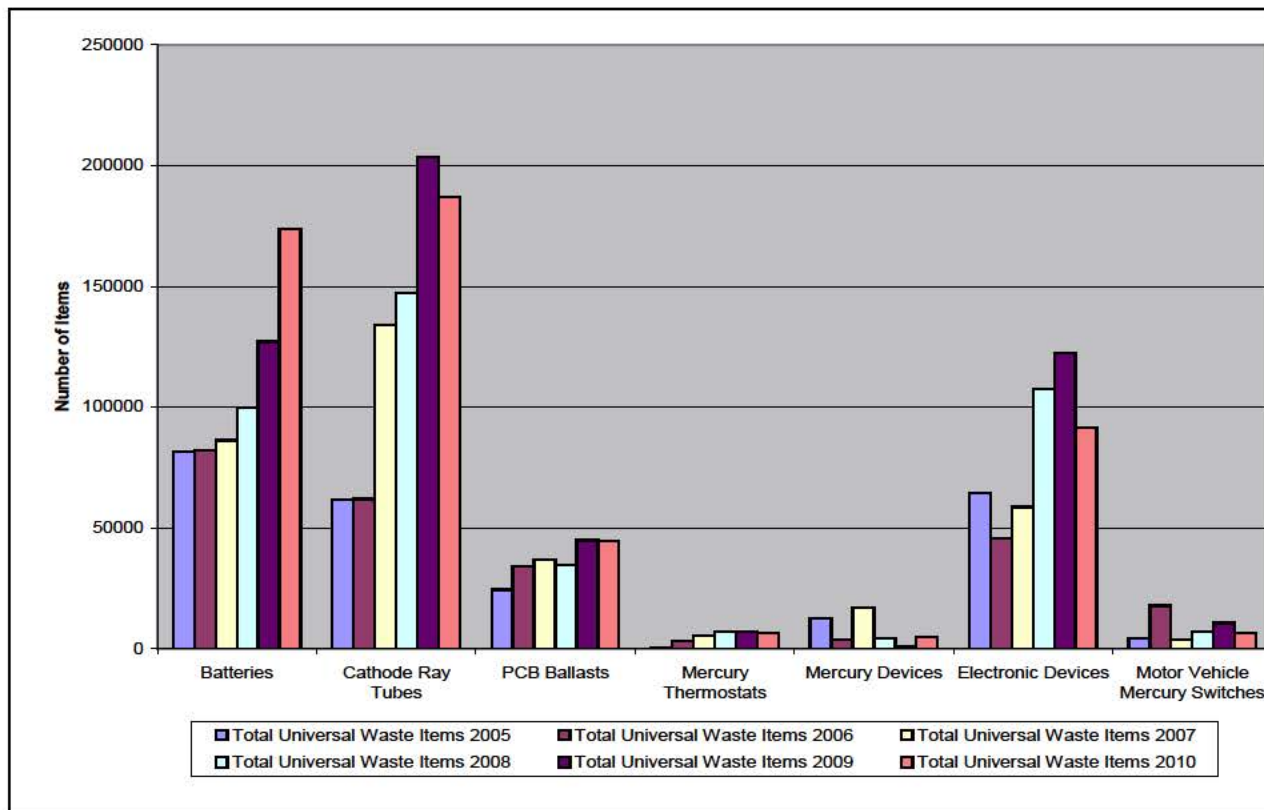


Figure 7

2005 - 2010 Universal Waste Lamps Recycled

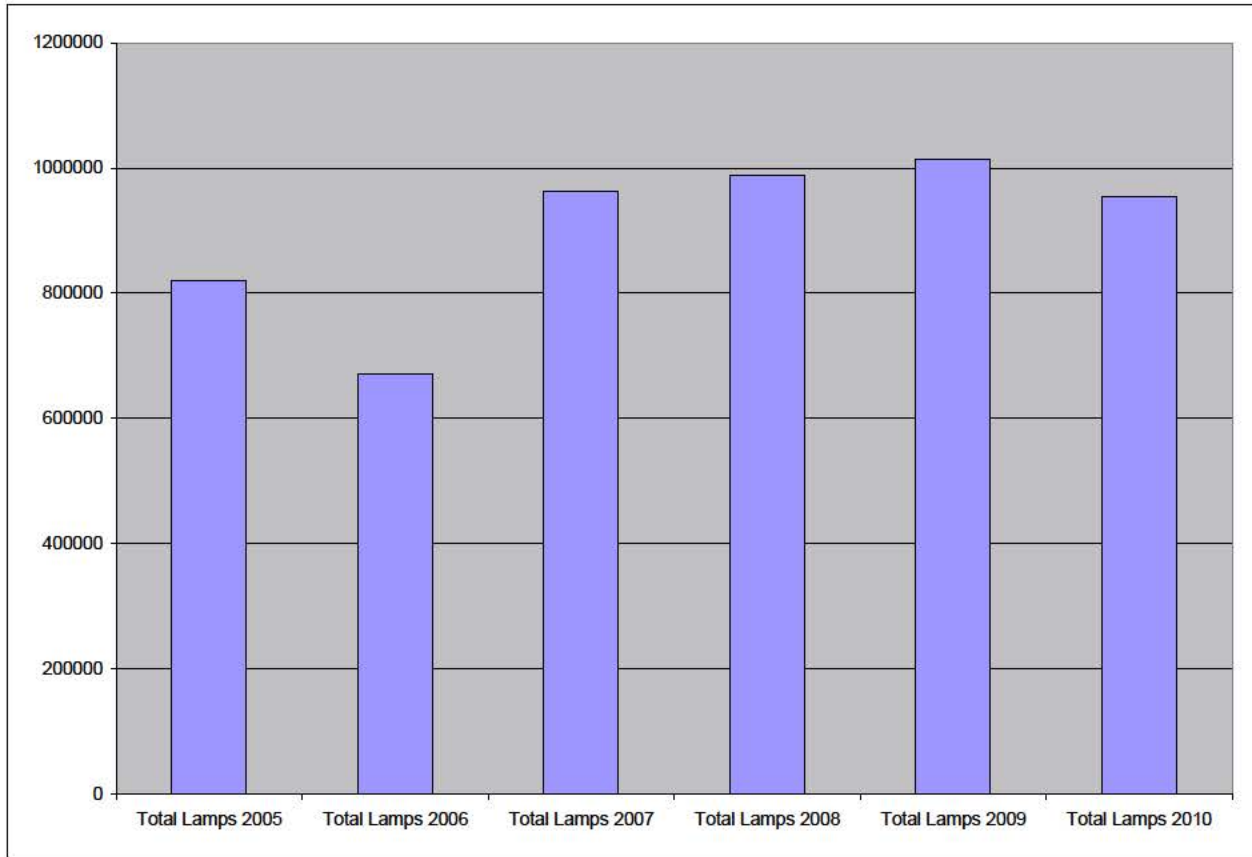


Figure 8

Total Universal Waste Items in 2009

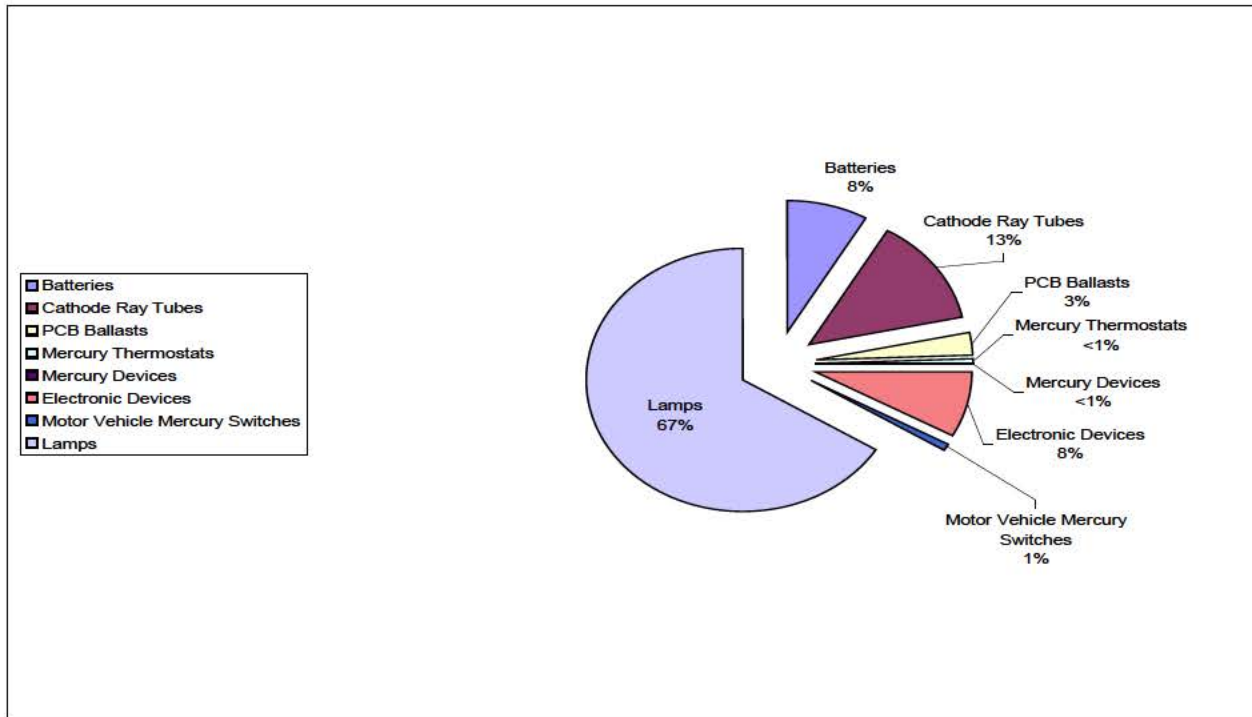


Figure 9
Total Universal Waste Items in 2010

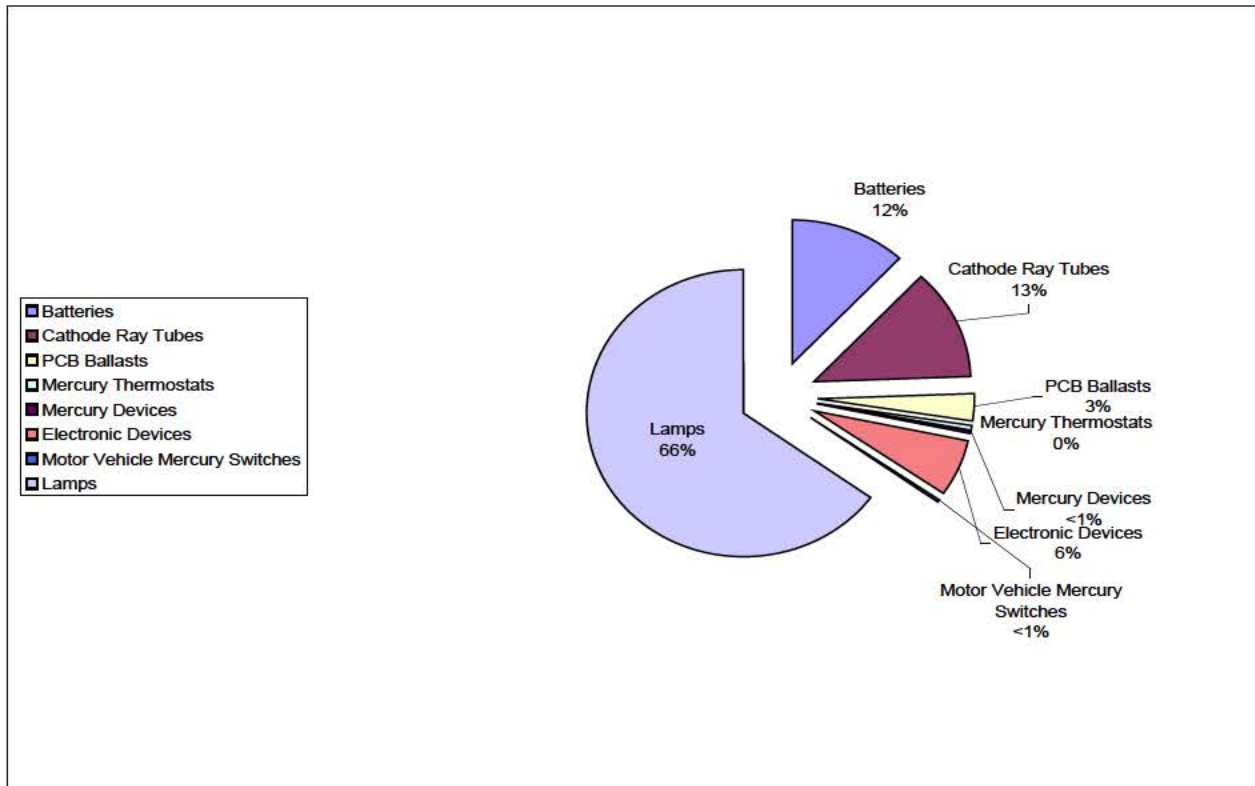
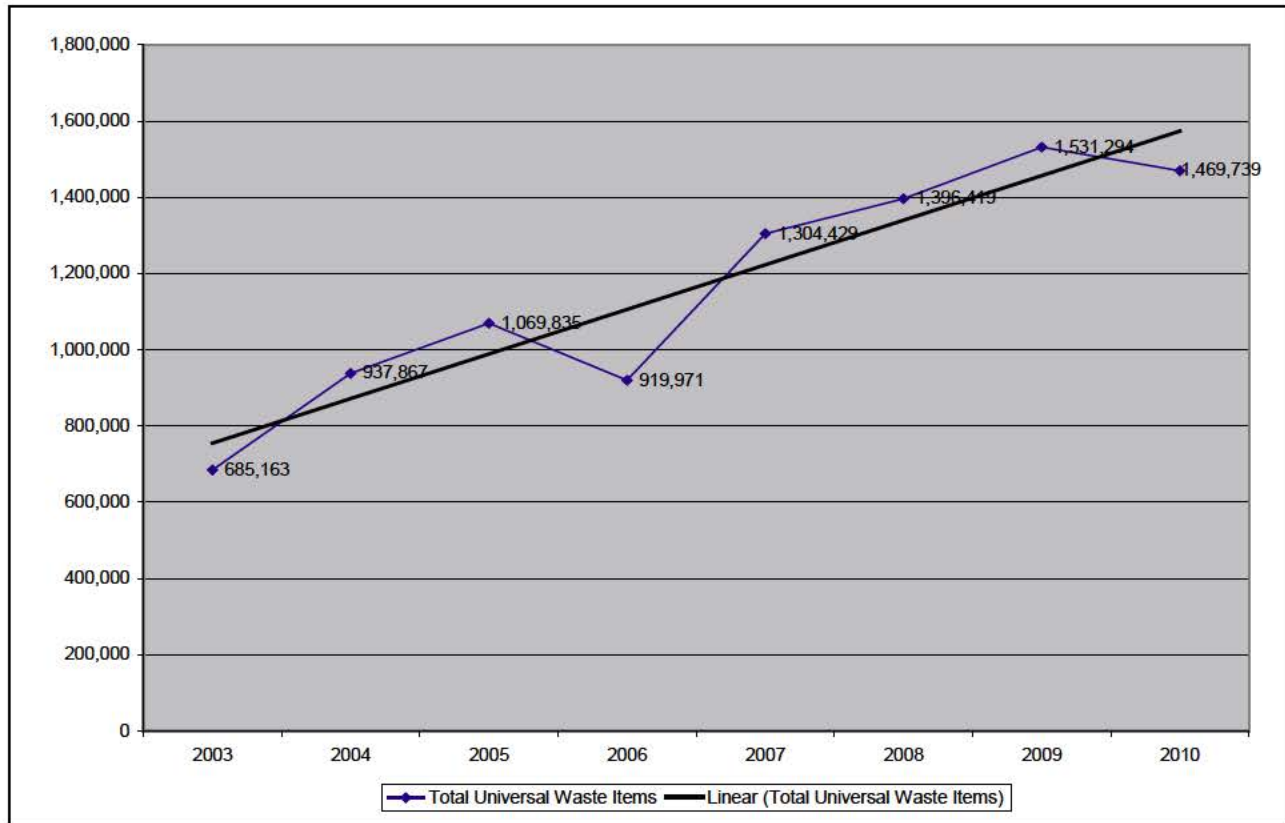


Figure 10
Total Universal Waste Items



Appendix A

Licenses and Abbreviated Licenses

2009 & 2010 Biennial Hazardous Waste Activities Report

O-000017-H1- K-R	ENPRO SVCS OF MAINE, INC.	HAZ WASTE/COMMERCIAL COMBINED FAC SUBJ TO FAC DEV
O-000005-HA- Q-R	PORTSMOUTH NAVAL SHIPYARD	HW/COMMERCIAL STORAGE FAC SUBJECT TO FAC DEV
O-000001-HA- C-A	CMP NORTH AUGUSTA SVC CTR	HW/COMMERCIAL STORAGE FAC SUBJECT TO FAC DEV
O-000153-HG- C-R	MAINE ELECTRONICS	HAZ WASTE/POST CLOSURE LICENSE
O-000070-HG- D-M	CONTROL DEVICES, INC	HAZ WASTE/POST CLOSURE LICENSE
O-000160-HL- B-R	ROWE FORD SALES	ABBREVIATED LICENSE, BENEFICIAL REUSE ON-SITE
O-000156-HL- B-R	WEIR'S MOTOR SALES	ABBREVIATED LICENSE, BENEFICIAL REUSE ON-SITE
O-000033-HL- D-R	PERFORMANCE PRODUCT PAINTING	ABBREVIATED LICENSE, BENEFICIAL REUSE ON-SITE
O-000038-HL- D-R	BROADWAY COLLISION CENTER	ABBREVIATED LICENSE, BENEFICIAL REUSE ON-SITE
O-000161-HL- A-N	WHITED FORD TRUCK CENTER	ABBREVIATED LICENSE, BENEFICIAL REUSE ON-SITE
O-000022-HL- E-R	SABRE CORP.	ABBREVIATED LICENSE, BENEFICIAL REUSE ON-SITE
O-000057-HL- C-N	REED'S AUTO BODY INC	ABBREVIATED LICENSE, BENEFICIAL REUSE ON-SITE
O-000005-HL- R-R	PORTSMOUTH NAVAL SHIPYARD	ABBREVIATED LICENSE, BENEFICIAL REUSE ON-SITE
O-000104-HL- D-R	OLD TOWN CANOE CO	ABBREVIATED LICENSE, BENEFICIAL REUSE ON-SITE
O-000023-HL- B-R	MAINE MEDICAL CENTER	ABBREVIATED LICENSE, BENEFICIAL REUSE ON-SITE
O-000037-HL- D-R	PRIME TANNING CO, ANNEX FAC	ABBREVIATED LICENSE, BENEFICIAL REUSE ON-SITE
O-000062-HL- H-R	VERSO PAPER - ANDROSCOGGIN MIL	ABBREVIATED LICENSE, BENEFICIAL REUSE ON-SITE
O-000087-HL- C-N	SPX COMMUNICATION TECHNOLOGIES	ABBREVIATED LICENSE, BENEFICIAL REUSE ON-SITE
O-000061-HL- A-N	DAIGLE AND HOUGHTON, INC	ABBREVIATED LICENSE, BENEFICIAL REUSE ON-SITE
O-000080-HL- C-R	CIVES STEEL, NE DIVISION	ABBREVIATED LICENSE, BENEFICIAL REUSE ON-SITE
O-000013-HL- I-R	CIANBRO FABRICATION & COATING	ABBREVIATED LICENSE, BENEFICIAL REUSE ON-SITE
O-000082-HL- D-R	CARON'S COLLISION REPAIR CTR.	ABBREVIATED LICENSE, BENEFICIAL REUSE ON-SITE
O-000145-HL- E-T	DARLINGS COLLISION CENTER	ABBREVIATED LICENSE, BENEFICIAL REUSE ON-SITE
O-000130-HL- G-M	BATH IRON WORKS (EBMF)	ABBREVIATED LICENSE, BENEFICIAL REUSE ON-SITE
O-000129-HL- G-M	BATH IRON WORKS (HARDING FAC.)	ABBREVIATED LICENSE, BENEFICIAL REUSE ON-SITE

2009 & 2010 Biennial Hazardous Waste Activities Report

O-000015-HL- K-M	BATH IRON WORKS	ABBREVIATED LICENSE, BENEFICIAL REUSE ON-SITE
O-000081-HL- B-R	AROOSTOOK MEDICAL CENTER	ABBREVIATED LICENSE, BENEFICIAL REUSE ON-SITE
O-000264-HL- Q-N	MAINE INSTITUTE FOR HUMAN GENE	ABBREVIATED LICENSE, BENEFICIAL REUSE ON-SITE
O-000265-HL- A-N	MARC'S AUTO BODY	ABBREVIATED LICENSE, BENEFICIAL REUSE ON-SITE
O-000267-HL- A-N	ACME MONACO CORP	ABBREVIATED LICENSE, BENEFICIAL REUSE ON-SITE
O-000266-HL- A-N	LOCKARD'S COLLISION CENTER	ABBREVIATED LICENSE, BENEFICIAL REUSE ON-SITE
O-000260-HL- A-N	BOTHEL'S AUTOBODY INC	ABBREVIATED LICENSE, BENEFICIAL REUSE ON-SITE
O-000257-HL- A-N	PRO BODY WORKS	ABBREVIATED LICENSE, BENEFICIAL REUSE ON-SITE
O-000255-HL- A-N	PRIME COLLISION CENTER	ABBREVIATED LICENSE, BENEFICIAL REUSE ON-SITE
O-000251-HL- A-N	MID COAST HOSPITAL	ABBREVIATED LICENSE, BENEFICIAL REUSE ON-SITE
O-000253-HL- A-N	NORTHEAST PACKAGING CO	ABBREVIATED LICENSE, BENEFICIAL REUSE ON-SITE
O-000229-HL- B-R	RP BELL COLLISION CENTER INC	ABBREVIATED LICENSE, BENEFICIAL REUSE ON-SITE
O-000252-HL- A-N	HILLSIDE COLLISION CENTER INC	ABBREVIATED LICENSE, BENEFICIAL REUSE ON-SITE
O-000247-HL- A-N	MERCY HOSPITAL	ABBREVIATED LICENSE, BENEFICIAL REUSE ON-SITE
O-000248-HL- A-N	LAKES REGION IMPORTS	ABBREVIATED LICENSE, BENEFICIAL REUSE ON-SITE
O-000245-HL- A-N	NEWPORT INDUSTRIAL FABRICATION	ABBREVIATED LICENSE, BENEFICIAL REUSE ON-SITE
O-000243-HL- A-N	PORTLAND COLLISION INC	ABBREVIATED LICENSE, BENEFICIAL REUSE ON-SITE
O-000238-HL- A-N	KINGFIELD WOOD PRODUCTS	ABBREVIATED LICENSE, BENEFICIAL REUSE ON-SITE
O-000259-HL- A-N	SEACOAST AUTO BODY	ABBREVIATED LICENSE, BENEFICIAL REUSE ON-SITE
O-000241-HL- A-N	COLLETTE'S BODY SHOP	ABBREVIATED LICENSE, BENEFICIAL REUSE ON-SITE
O-000233-HL- A-N	ST MARY'S REGIONAL MEDICAL CTR	ABBREVIATED LICENSE, BENEFICIAL REUSE ON-SITE
O-000230-HL- B-R	WEATHEREND ESTATE FURNITURE	ABBREVIATED LICENSE, BENEFICIAL REUSE ON-SITE
O-000226-HL- A-N	CENTRAL MAINE MEDICAL CENTER	ABBREVIATED LICENSE, BENEFICIAL REUSE ON-SITE
O-000220-HL- B-R	SHEPARD MOTORS	ABBREVIATED LICENSE, BENEFICIAL REUSE ON-SITE
O-000207-HL- B-T	SAUNDERS BROTHERS	ABBREVIATED LICENSE, BENEFICIAL REUSE ON-SITE
O-000218-HL- B-R	CHARLIES COLLISION CENTER	ABBREVIATED LICENSE, BENEFICIAL REUSE ON-SITE
O-000217-HL- B-R	O'CONNOR GMC	ABBREVIATED LICENSE, BENEFICIAL REUSE ON-SITE
O-000214-HL- B-R	LYMAN MORSE BOATBUILDING	ABBREVIATED LICENSE, BENEFICIAL REUSE ON-SITE
O-000211-HL- A-N	TIBBETTS REFINISHING INC	ABBREVIATED LICENSE, BENEFICIAL REUSE ON-SITE

2009 & 2010 Biennial Hazardous Waste Activities Report

O-000210-HL- B-R	FORMED FIBER TECHNOLOGIES INC	ABBREVIATED LICENSE, BENEFICIAL REUSE ON-SITE
O-000203-HL- B-R	OXFORD HILLS TECHNICAL SCHOOL	ABBREVIATED LICENSE, BENEFICIAL REUSE ON-SITE
O-000206-HL- B-R	DAHL-CHASE DIAGNOSTIC SVCS	ABBREVIATED LICENSE, BENEFICIAL REUSE ON-SITE
O-000204-HL- B-R	EMERSON CHEVROLET	ABBREVIATED LICENSE, BENEFICIAL REUSE ON-SITE
O-000201-HL- A-N	CITYSIDE COLLISION CENTER	ABBREVIATED LICENSE, BENEFICIAL REUSE ON-SITE
O-000195-HL- A-N	BESSEY MOTOR SALES	ABBREVIATED LICENSE, BENEFICIAL REUSE ON-SITE
O-000180-HL- C-R	BILL DODGE AUTO GROUP	ABBREVIATED LICENSE, BENEFICIAL REUSE ON-SITE
O-000191-HL- B-R	LEE AUTO MALL	ABBREVIATED LICENSE, BENEFICIAL REUSE ON-SITE
O-000192-HL- B-R	RIPLEY & FLETCHER	ABBREVIATED LICENSE, BENEFICIAL REUSE ON-SITE
O-000190-HL- B-R	LEE NISSAN	ABBREVIATED LICENSE, BENEFICIAL REUSE ON-SITE
O-000189-HL- A-N	DASCO SIGNS	ABBREVIATED LICENSE, BENEFICIAL REUSE ON-SITE
O-000187-HL- B-A	NORDX	ABBREVIATED LICENSE, BENEFICIAL REUSE ON-SITE
O-000188-HL- B-R	DUTCH CHEVY-OLDS-BUICK-PONTIAC	ABBREVIATED LICENSE, BENEFICIAL REUSE ON-SITE
O-000184-HL- B-R	GOODWIN CHEVROLET-BUICK-PONTIA	ABBREVIATED LICENSE, BENEFICIAL REUSE ON-SITE
O-000181-HL- B-R	HEWITTS SPECIAL INTEREST AUTO	ABBREVIATED LICENSE, BENEFICIAL REUSE ON-SITE
O-000177-HL- C-R	COLEMAN'S COLLISION CENTER	ABBREVIATED LICENSE, BENEFICIAL REUSE ON-SITE
O-000174-HL- A-N	SPRAY MAINE	ABBREVIATED LICENSE, BENEFICIAL REUSE ON-SITE
O-000171-HL- B-R	MAURICE & SON AUTO BODY SHOP	ABBREVIATED LICENSE, BENEFICIAL REUSE ON-SITE
O-000170-HL- B-R	HEWS COMPANY	ABBREVIATED LICENSE, BENEFICIAL REUSE ON-SITE
O-000166-HL- A-N	VAILLANCOURT AUTO BODY	ABBREVIATED LICENSE, BENEFICIAL REUSE ON-SITE
O-000155-HL- E-R	EVONIK CYRO LLC	ABBREVIATED LICENSE, BENEFICIAL REUSE ON-SITE
O-000308-HL- D-T	FPLE WYMAN	ABBREVIATED LICENSE, BENEFICIAL REUSE ON-SITE
O-000165-HL- C-R	FERN'S BODY SHOP	ABBREVIATED LICENSE, BENEFICIAL REUSE ON-SITE
O-000182-HN- D-N	GAC CHEMICAL CORP	ABBREVIATED LIC ELEMENTARY NEUTRALIZATION (SEE ALSO TYPE
O-000032-HR- F-R	CLEAN HARBORS	ABBREVIATED LICENSE, TRANSFER FACILITY
O-000017-HR- M-R	ENPRO SVCS OF MAINE, INC.	ABBREVIATED LICENSE, TRANSFER FACILITY
O-000250-HR- A-N	ENVIRONMENTAL PROJECTS INC	ABBREVIATED LICENSE, TRANSFER FACILITY
O-000236-HT- A-N	BANGOR PHOTO, INC.	ABBREVIATED LICENSE, PRECIOUS METAL RECOVERY UNIT
O-000262-HT- A-N	MAINE COLLEGE OF ART	ABBREVIATED LICENSE, PRECIOUS METAL RECOVERY UNIT

2009 & 2010 Biennial Hazardous Waste Activities Report

O-000172-HT- E-R	MAINE MEDIA WORKSHOP	ABBREVIATED LICENSE, BENEFICIAL REUSE ON-SITE
O-000223-HT- B-R	BATES COLLEGE	ABBREVIATED LICENSE, PRECIOUS METAL RECOVERY UNIT
O-000208-HT- B-R	UNIVERSITY OF SOUTHERN MAINE	ABBREVIATED LICENSE, PRECIOUS METAL RECOVERY UNIT
O-000209-HT- A-N	UNIVERSITY OF NEW ENGLAND	ABBREVIATED LICENSE, PRECIOUS METAL RECOVERY UNIT
O-000169-HT- A-N	PORTLAND PHOTOGRAPHICS	ABBREVIATED LICENSE, PRECIOUS METAL RECOVERY UNIT
O-000237-HT- A-N	WILLIAM ARTHUR INC	ABBREVIATED LICENSE, PRECIOUS METAL RECOVERY UNIT
O-000130-HV- E-R	BATH IRON WORKS (EBMF)	ABBREVIATED LICENSE, OTHER FAC. TREAT IN TANK
O-000036-HV- F-R	MONSON COMPANIES	ABBREVIATED LICENSE, OTHER FAC. TREAT IN TANK
O-000085-HV- D-R	NAUTEL MAINE, INC	ABBREVIATED LICENSE, OTHER FAC. TREAT IN TANK
O-000202-RA- B-R	MAINE RS-MAINTENANCE CTR	ABBREVIATED LICENSE RE-USE OF HAZ WASTE IN SOLID FORM
O-000254-RA- A-N	RYNEL INC	ABBREVIATED LICENSE RE-USE OF HAZ WASTE IN SOLID FORM
O-000270-RA- A-N	GE ENERGY	ABBREVIATED LICENSE RE-USE OF HAZ WASTE IN SOLID FORM
O-000007-RA- G-R	PRAXAIR SURFACE TECHNOLOGIES	ABBREVIATED LICENSE RE-USE OF HAZ WASTE IN SOLID FORM
O-000268-RB- A-N	EWASTE RECYCLING SOLUTIONS	ABBREVIATED LICENSE FOR ELECTRONICS DEMANUFACTURING
O-000249-RB- A-N	SKILL'S INC RECYCLING CENTER	ABBREVIATED LICENSE FOR ELECTRONICS DEMANUFACTURING
O-000239-RB- A-N	ENVIRON SERVICES, INC.	ABBREVIATED LICENSE FOR ELECTRONICS DEMANUFACTURING

Appendix B

Active Hazardous Waste Transporters

2009 & 2010 Biennial Hazardous Waste Activities Report

ID #	COMPANY NAME	MAIL ADDRESS	CITY	STATE	ZIP	EXPIRATION
H411 W109	21ST CENTURY ENVIRONMENTAL MGT/PSC	275 ALLENS AVE	PROVIDENCE	RI	02905	02/26/2012
H042	ADVANCED POLLUTION CONTROL COR	120 HIGH ST	BRIDGEWATER	MA	02324	01/27/2013
H514 W514	ALLSTATE ENVIRONMENTAL SERVICES	PO BOX 291	GORHAM	ME	04038	05/05/2012
H448 W448	ALLSTATE POWER VAC	928 EAST HAZELWOOD AVE	RAHWAY	NJ	07065	06/01/2012
H501	ALPINE ENVIRONMENTAL SERVICES LLC	2303 SOUTH MAIN STREET	MIDDLETOWN	CT	06457	02/26/2012
H499 W499	B & D ASSOCIATES INC	PO BOX 1076	GRANTHAM	NH	03753	11/16/2012
H312 W035	BED ROCK INC D/B/A TRI-STATE MOTOR	PO BOX 113	JOPLIN	MO	64802	07/25/2012
H495 W495	BOOM TECHNOLOGY INC	44 SANFORD DRIVE	GORHAM	ME	04038	01/27/2012
H510 W510	BOSTON GREEN FUEL CO INC	201 MAQUAN STREET	HANSON	MA	02341	06/10/2012
H330	BUFFALO FUEL CORP	4870 PACKARD RD	NIAGARA FALLS	NY	14304	12/13/2011
H412 W110	CAB SERVICES INC	PO BOX 8	DOVER	NH	03821	04/23/2012
W502	CARBON EXPRESS	PO BOX 403	WHARTON	NJ	07885	11/17/2011
H258	CENTRAL MAINE POWER CO	83 EDISON DR	AUGUSTA	ME	04336	04/25/2012
H105 W001	CLEAN HARBORS ENVIRONMENTAL SERVICE	PO BOX 9149	NORWELL	MA	02061	06/07/2012
H425	CLEAN VENTURE INC	138 LELAND STREET	FRAMINGHAM	MA	01702	04/25/2012
H457 W457	CORPORATE ENVIRONMENTAL ADVISORS INC	127 HARTWELL ST	WEST BOYLSTON	MA	01583	12/26/2011
H283 W004	CYN OIL CORP	PO BOX 119	STOUGHTON	MA	02072	06/02/2012
H479 W479	EARTH TECHNOLOGY II LLC	PO BOX 338	NORTH HAVEN	CT	06473	05/23/2012
H248 W248	ENPRO SVC INC	12 MULLIKEN WAY	NEWBURYPORT	MA	01950	03/30/2012
H408 W106	ENVIRITE OF PENNSYLVANIA INC	730 VOGELSONG RD	YORK	PA	17404	01/13/2012
H455 W455	ENVIRONMENTAL PRODUCTS & SVS OF VT INC	PO BOX 315	SYRACUSE	NY	13209	11/27/2012
H446 W446	ENVIRONMENTAL PROJECTS INC	PO BOX 1417	AUBURN	ME	04211	04/14/2012
H454 W454	ENVIROSERVE, J.V.	5502 SCHAAF RD	CLEVELAND	OH	44131	10/24/2012
H029 W072	EQ NORTHEAST INC	PO BOX 617	WRENTHAM	MA	02093	04/12/2012
H407 W105	FORTRESS TRUCKING LTD	7079 WELLINGTON COUNTY	GUELPH	ON	N1H 6J3	08/28/2012
H311 W311	FRANKS VACUUM TRUCK SVC	4500 ROYAL AVE	NIAGARA FALLS	NY	14303	07/06/2012
H047 W047	FREEHOLD CARTAGE INC	PO BOX 5010	FREEHOLD	NJ	07728	11/28/2012

2009 & 2010 Biennial Hazardous Waste Activities Report

	COMPANY NAME	MAIL ADDRESS	CITY	STATE	ZIP	EXPIRATION
H476	GLOBAL REMEDIATION SERVICES INC	700 RICHMOND STREET	E TAUNTON	MA	02178	03/22/2012
H500	GOULET TRUCKING INC	PO BOX 259	SOUTH DEERFIELD	MA	01373	01/03/2012
H086	HAZMAT ENVIRONMENTAL GROUP INC	60 COMMERCE DR	BUFFALO	NY	14218	10/05/2012
H493 W493	HERITAGE CRYSTAL CLEAN LLC	2175 POINT BLVD SUITE 375	ELGIN	IL	60123	01/31/2012
H422	HERITAGE TRANSPORT	7901 W MORRIS ST	INDIANAPOLIS	IN	46231	05/22/2012
H472 W472	HITTMAN TRANSPORT SERVICES	628 GALLAHER RD	KINGSTON	TN	37763	10/06/2012
W435	HO BOUCHARD INC	PO BOX 249	HAMPDEN	ME	04444	06/29/2012
H518 W518	INNOVATIVE RESOURCE ENVIRONMENTAL	PO BOX 146	WAYNE	ME	04364	11/22/2012
W501	JANUARY TRANSPORT INC	2701 SOUTH PROSPECT	OKLAHOMA CITY	OK	73129	02/08/2012
H489 W489	LIDLAW CARRIERS BULK GP INC	PO BOX 1669	WOODSTOCK,	PQ	N4S 0A9	12/04/2011
W496	MAINE DEPARTMENT OF TRANSPORTATION	SHS 16	AUGUSTA	ME	04333	05/18/2012
H410 W114	MAINE LABPACK INC	175 LANCASTER STREET, 208L	PORTLAND	ME	04101	02/11/2013
H421 W421	MAUMEE EXPRESS INC	PO BOX 278	SOMERVILLE	NJ	08876	03/26/2012
H430	MAXYMILLIAN TECHNOLOGIES INC	1801 EAST STREET	PITTSFIELD	MA	01201	01/22/2013
H428 W428	MORAN ENVIRONMENTAL RECOVERY	75D YORK AVE	RANDOLPH	MA	02368	12/17/2011
H423	NEW ENGLAND DISPOSAL TECH	83 GILMORE DRIVE	SUTTON	MA	01590	05/20/2012
H520 W520	NEXEO SOLUTIONS LLC	415 S FIRST ST, S# 200	LUFKIN	TX	75901	03/29/2012
H378 W093	OIL ENERGY RECOVERY INC	PO BOX 492	STOW	MA	01775	07/25/2012
H484	OP-TECH ENVIRONMENTAL SERVICES	6392 DEERE RD	SYRACUSE	NY	13206	01/09/2012
H513 W513	ORGCO COMPANY INC	26 TOWN FOREST ROAD	WEBSTER	MA	01570	08/20/2012
H519	OXUS ENVIRONMENTAL LLC	264 INDUSTRIAL PARK STREET	PITTSFIELD	ME	04967	03/31/2012
H354 W354	PAGE E T C INC	PO BOX 1290	WEEDSPORT	NY	13166	04/09/2012
H512 W512	PORTSMOUTH NAVAL SHIPYARD	CODE 106.3 BLDG 44	PORTSMOUTH	NH	03904	08/05/2012
H150	PRICE TRUCKING CORP	67 BEACON ST	BUFFALO	NY	14220	08/05/2012
H517 W517	RED TECHNOLOGIES LLC	10 NORTHWOOD DRIVE	BLOOMFIELD	CT	06480	08/10/2012
H502 W502	ROBBIE D WOOD INC	PO BOX 125	DOLOMITE	AL	35061	03/01/2012
H064 W111	S J TRANSPORTATION CO	PO BOX 169	WOODSTOWN	NJ	08098	04/09/2012

2009 & 2010 Biennial Hazardous Waste Activities Report

ID #	COMPANY NAME	MAIL ADDRESS	CITY	STATE	ZIP	EXPIRATION
H040 W100	SAFETY KLEEN SYSTEMS INC	5360 LEGACY DR BLD 2 SUITE	PLANO	TX	75024	03/31/2012
H467	SET ENVIRONMENTAL INC	450 SUMAC RD	WHEELING	IL	60090	10/25/2012
H508 W508	SOUTH PARK MOTOR LINES INC	9850 HAVANA STREET	HENDERSON	CO	80640	10/23/2012
H433	STERICYCLE INC	369 PARK EAST DR	WOONSOCKET	RI	02895	12/20/2011
H516	STERICYCLE SPECIALTY WASTE	2850 100th COURT NE	BLAINE	MN	55449	07/09/2012
H394 W094	TCI OF NY LLC	39 FALLS RD INDUSTRIAL PK	HUDSON	NY	12534	02/24/2013
H494 W494	TMC SERVICES INC	ONE WILLIAM WAY	BELLINGHAM	MA	02019	06/02/2012
H145 W145	TRANSFORMER SERVICES INC	PO BOX 1077	CONCORD	NH	03302	10/31/2011
H409 W107	TRANSPORT ROLLEX LTEE	910 LIONEL BOULET	VARENNES QUEBEC	PQ	J3X 1P7	01/28/2012
H431 W431	TRIAD TRANSPORT INC	PO BOX 818	MCALESTER	OK	74501	03/23/2012
H507 W507	TRIUMVIRATE ENVIRONMENTAL	61 INNER BELT ROAD	SOMERVILLE	MA	02143	04/17/2012
H351 W351	UNITED INDUSTRIAL SERVICES DIV OF UNITED	47 GRACEY AVENUE	MERIDEN	CT	06450	01/29/2012
H440 W440	UNIVAR USA INC	PO BOX 730 COLONIAL RD	SALEM	MA	01970	01/04/2012
H363	US BULK TRANSPORT INC	205 PENNBRIAR AVE	ERIE	PA	16509	03/02/2012
H400 W425	VEOLIA ES TECHNICAL SOLUTIONS LLC	1 EDEN LANE	FLANDERS	NJ	07836	12/05/2011
H509 W509	WASTE MANAGEMENT UNIVERSAL	PO BOX 18330	PHOENIX	AZ	85005	11/06/2011
H368 W074	WEAVERTOWN TRANSPORT LEASING	2 DORRINGTON ROAD	CARNEGIE	PA	15106	07/22/2012
W478	WENTWORTH GREENHOUSES INC D/B/A	141 ROLLINS RD	ROLLINSFORD	NH	03869	04/29/2012
H376 W376	WEST CENTRAL ENVIRONMENTAL COR	PO BOX 83	RENSSELAER	NY	12144	05/19/2012
H377 W080	WESTERN OIL INC	PO BOX 518	LINCOLN	RI	02865	06/02/2012