

MAINE STATE LEGISLATURE

The following document is provided by the
LAW AND LEGISLATIVE DIGITAL LIBRARY
at the Maine State Law and Legislative Reference Library
<http://legislature.maine.gov/lawlib>



Reproduced from electronic originals
(may include minor formatting differences from printed original)

**Report to the Joint Standing Committee on
Environment and Natural Resources
128th Legislature, First Session**

Status of Licensed Discharges

June 2017

Contact: Michael Kuhns, Director, Bureau of Water Quality
Phone: 287-2827



MAINE DEPARTMENT OF ENVIRONMENTAL PROTECTION
17 State House Station | Augusta, Maine 04330-0017
www.maine.gov/dep

Executive Summary

The Maine Department of Environmental Protection (Department) is submitting this report to the Joint Standing Committee on the Environment and Natural Resources pursuant to 38 M.R.S.A. § 464(3)(C), which requires that “the commissioner shall report to the first regular session of each Legislature on the status of licensed discharges.” Discharges of pollutants to waters of the state are required to be licensed under state and federal law to ensure protection and improvement of water quality. Discharges may include sanitary and process wastewater from municipal, commercial, industrial and residential sources and stormwater from certain industrial and municipal sources.

This report contains the following summary information for licensed discharges:

- Type (number and types of discharges)
- Licensing (number of current and expired permits)
- Compliance (variety of compliance metrics)
- Enforcement (number and types of enforcement actions)
- Financial (funding needs of publicly owned treatment works (POTWs))

Licensed discharges include sources such as POTWs and commercial and industrial dischargers (Non-POTWs). POTWs are municipal or quasi-municipal wastewater treatment facilities that treat residential, commercial and industrial wastewater. Non-POTWs comprise a variety of municipal, commercial, or industrial dischargers. For the purposes of this report, licensed discharges from these sources are referred to as point source dischargers.

Licensed discharges also include sources such as small commercial and residential overboard discharges (OBDs). OBDs are treated discharges to surface waters of domestic pollutants that are not conveyed and treated in municipal or quasi-municipal treatment facilities. OBDs are summarized separately in this report at Section VI.

Licensed discharges also include certain types of point source stormwater discharges from municipal, governmental, industrial and commercial entities. Point source stormwater discharges are summarized separately in this report at Section VII.

There are 392 point source discharges in the state of Maine: 162 POTWs and 230 non-POTWs. The majority of discharges are to surface waters. However, 53 facilities discharge via spray irrigation onto dedicated land and 27 facilities discharge to subsurface systems. In addition, there are approximately 670 licensed point source stormwater discharges and 862 OBDs. The number of OBDs declined significantly with the removal of 73 OBDs in 2016.

All of these discharges are licensed by the Department to implement the requirements of federal and state law. These discharge licenses contain requirements for the types and amounts of pollutants that can be discharged and operating requirements to ensure that water quality standards will be met.

Compliance rates for point source discharges were 95% substantial compliance. Any incidences of noncompliance are reviewed by the Department and addressed with the most appropriate tool to address the issue and ensure a return to compliance. In 2016, the Department initiated 72 enforcement actions against licensed discharges using a range of enforcement tools in a system of progressive enforcement.

The ongoing funding needs of Maine POTWs are significant. Affordable financing is required to stop the continued deterioration of sewers, pump stations and treatment facilities to ensure water quality is maintained and improved. Total known needs are approximately \$1 billion. This includes approximately \$379 million for abatement of combined sewer overflows (CSO).

Table of Contents

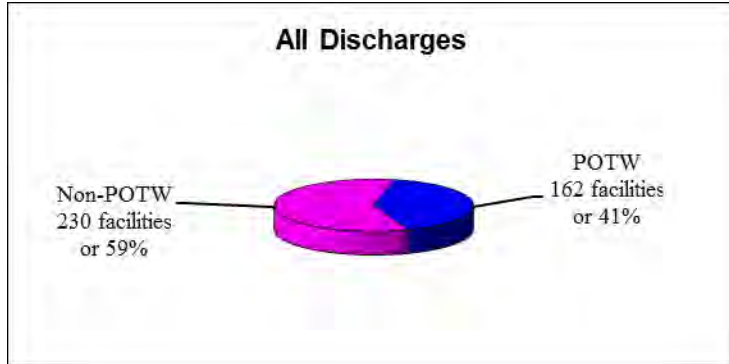
<u>Page</u>	<u>Title</u>
1	I Summary of Point Source Discharges by Type
5	II Licensing Status of Point Source Discharges
7	III Compliance Status of Point Source Discharges
9	IV Enforcement Status of Point Source Discharges
10	V Construction and Funding Needs of POTWs
11	VI Status of Overboard Discharges
17	VII Point Source Stormwater Discharge Summary
A1	Appendix A – POTW Waste Discharge Licenses and Summary Data sorted by Location as of December 31, 2016
B1	Appendix B – Non-POTW Waste Discharge Licenses and Summary Data sorted by Location as of December 31, 2016
C1	Appendix C – Atlantic Salmon Aquaculture Facilities Licensed Under General Permit #MEG130000 Sorted by Location as of December 31, 2016
D1	Appendix D – Antifouling Paint Contaminated Vessel Wash Water Facilities Licensed Under General Permit #MEG170000 Sorted by Location as of December 31, 2016
E1	Appendix E – Aquatic Pesticide Discharges Licensed Under General Permit #MEG140000 Sorted by Location as of December 31, 2016
F1	Appendix F – Application of Piscicides for Control of Invasive Fishes Licensed Under General Permit #MEG180000 Sorted by Location as of December 31, 2016
G1	Appendix G – Aquatic Herbicide Discharges Licensed Under General Permit #MEG150000 Sorted by Location as of December 31, 2016
H1	Appendix H – Discharges of Pesticides to Surface Waters Approved Under General Permit #MEG230000 Sorted by Location as of December 31, 2016
I1	Appendix I – Discharges of Waste Snow to Ground Waters Approved Under General Permit #MEG220000 Sorted by Location as of December 31, 2016
J1	Appendix J – Discharges of Waste Snow to Surface Waters Approved Under General Permit #MEG210000 Sorted by Location as of December 31, 2016
K1	Appendix K – Non-Compliance Summaries for Point Source Discharges on Exceptions List
L1	Appendix L – Non-Compliance Summaries for Point Source Discharges on Significant Non-Compliance List
M1	Appendix M – Projects funded by CWSRF in CY16
N1	Appendix N – Wastewater Facilities Projected Upgrade Needs
O1	Appendix O – DEP Certificates of Achievement
P1	Appendix P – Acronyms Used in This Report

I. Summary of Point Source Discharges by Type

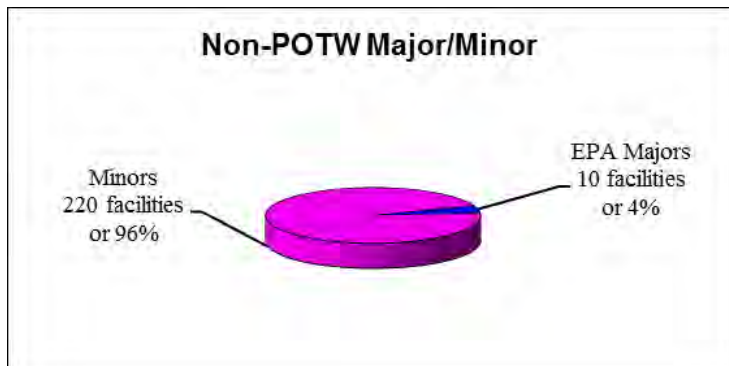
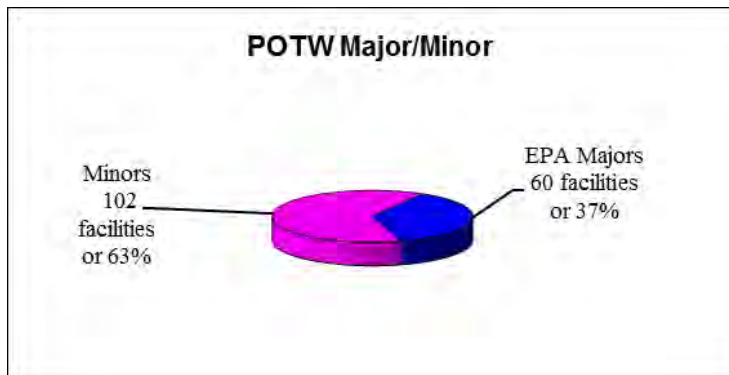
As of December 31, 2016, there were 392 licensed point source discharges in the state of Maine.

The following charts provide information on a variety of aspects for these discharges.

In addition, Appendices A through N list all of the discharges by category and location and provide other select information about the discharges.

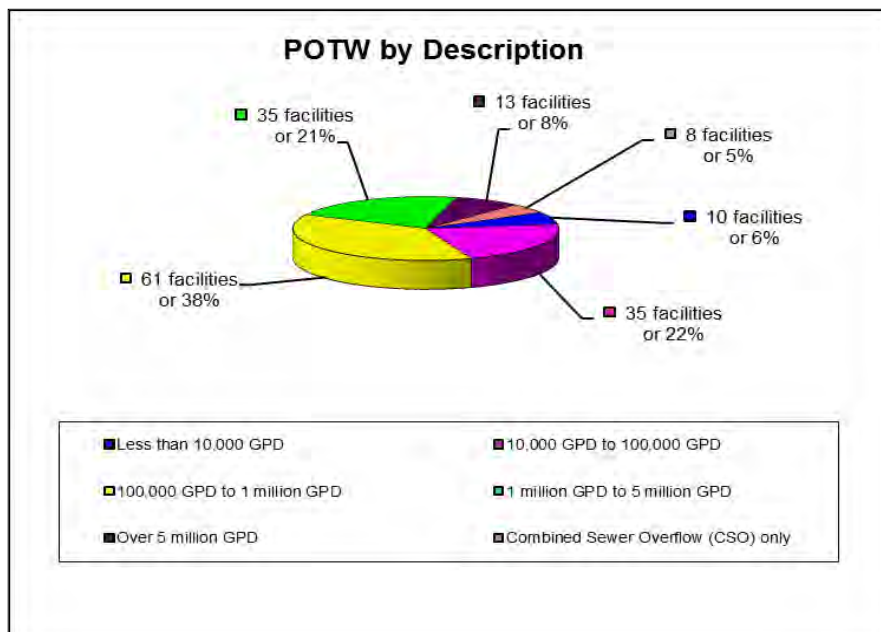


Discharges are categorized as Publicly Owned Treatment Works (POTWs) or Non-POTWs. POTWs are municipal or quasi-municipal wastewater treatment facilities that treat residential, commercial and industrial wastewater. Non-POTWs comprise a variety of municipal, commercial, or industrial dischargers as indicated on page 2.

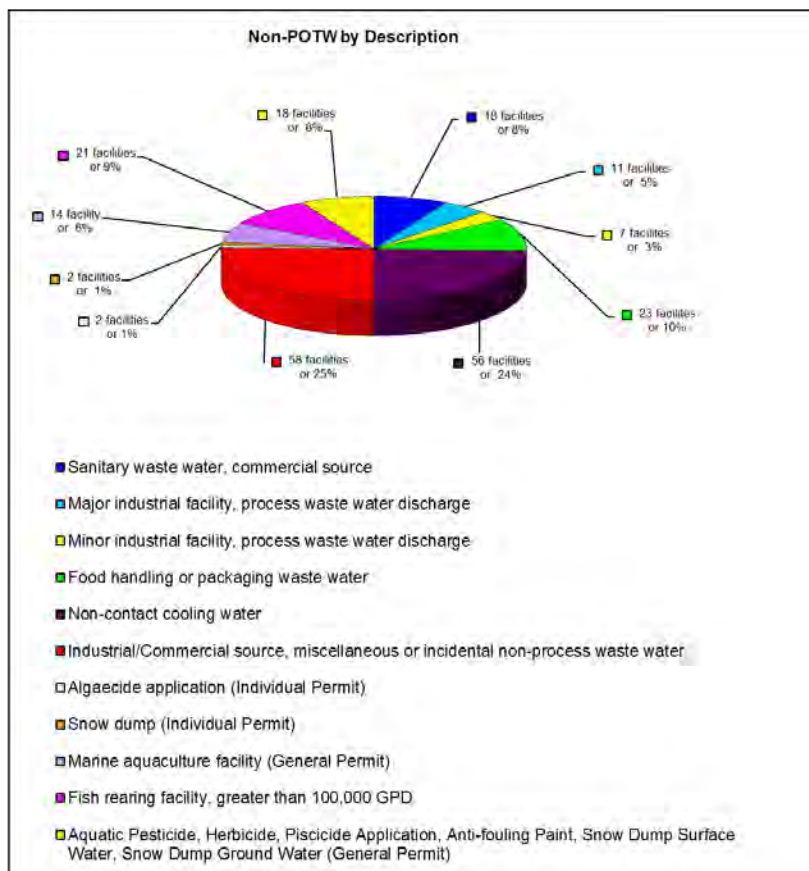


Discharges are further categorized as Major or Minor. Major POTW dischargers are those facilities with design flows greater than one million gallons per day and facilities with approved industrial pretreatment programs. Major Non-POTW dischargers are determined by rating criteria developed by the Environmental Protection Agency. Minor dischargers are those not classified as Major.

Summary of Point Source Discharges by Type

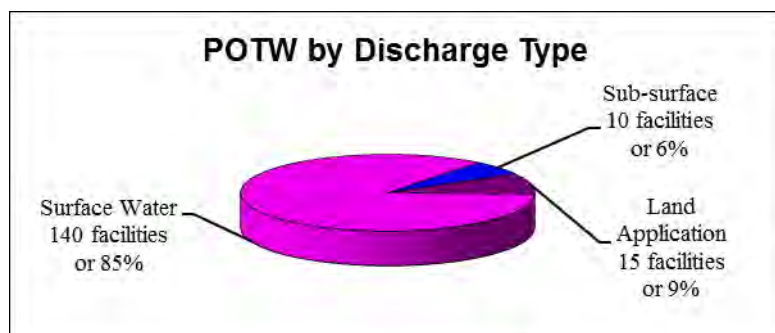


The size of POTWs varies greatly. The smallest POTW has a licensed flow of 2,000 gallons per day. The largest POTW has a licensed flow of 19.8 million gallons per day.

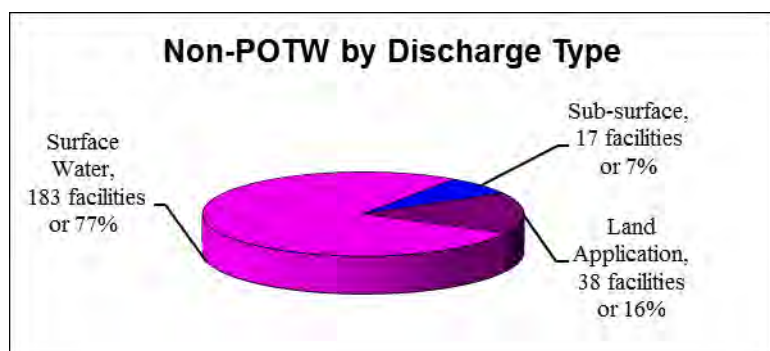


The type of Non-POTW discharges varies greatly, from the largest paper mill that has a licensed flow of 51 million gallons per day to small snow dumps.

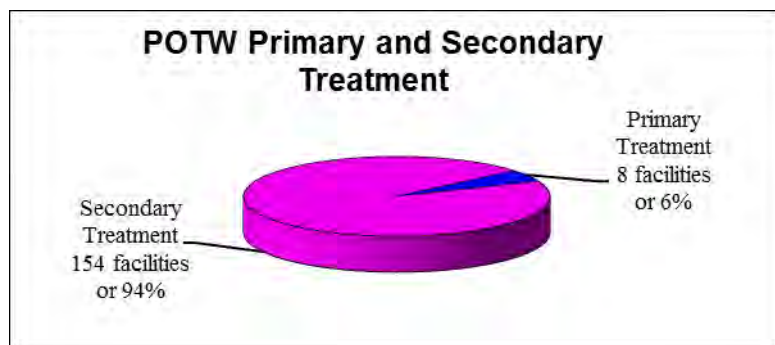
Summary of Point Source Discharges by Type



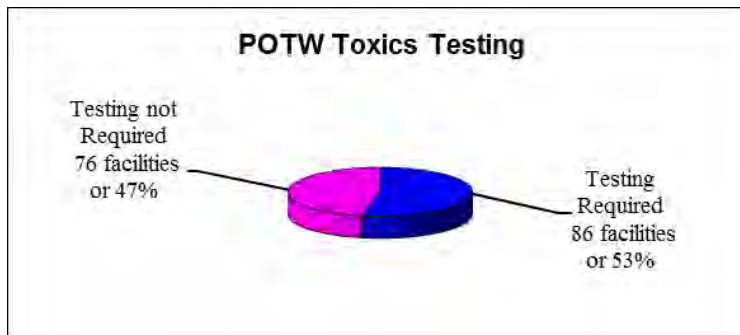
The majority of discharges are to surface waters. However, some facilities discharge via spray irrigation to land, or to subsurface systems. Nine facilities discharge in more than one way.



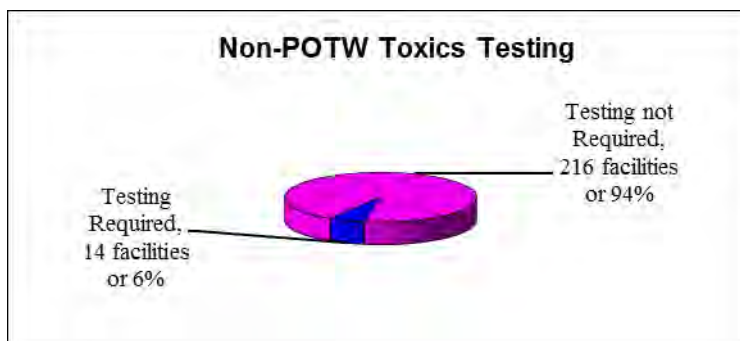
The majority of POTWs provide secondary treatment of wastewater. Secondary treatment is a combination of physical and biological treatment that, among other criteria, provides a minimum of 85% removal of biochemical oxygen demand (BOD) and total suspended solids (TSS). 10 POTWs that discharge to marine waters were granted a waiver by EPA, as allowed under the Clean Water Act, to provide a reduced level of treatment known as Primary Treatment. Primary treatment is a physical treatment process that provides, among other criteria, a minimum of 30% removal of BOD and TSS.



Summary of Point Source Discharges by Type

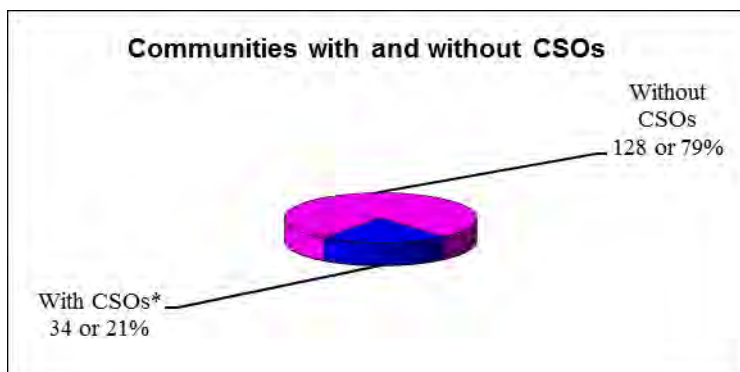


Federal and state law prohibits the discharge of toxic substances in toxic amounts. Department Regulations Chapters 530 and 584 specify water quality criteria for toxic substances and the requirements to control the level of toxic substances in surface waters.



Some communities have Combined Sewer Overflows (CSOs). CSOs occur during storm events when a mixture of wastewater and stormwater runoff overflows a combined sewer collection system (a system that collects sanitary wastewater and stormwater in a single pipe) before receiving treatment at a POTW. Communities that have CSOs are required to license them with the DEP, evaluate their CSO problems, and determine cost effective solutions to abate them.

Additional CSO data can be found in the Department's *Combined Sewer Overflow Status Report* at: <http://www.maine.gov/dep/water/cso/index.html>



II. Licensing Status of Point Source Discharges

38 M.R.S.A. § 413(1) states, “No person may directly or indirectly discharge or cause to be discharged any pollutant without first obtaining a license therefor from the department.” The discharge license establishes limits for the type and amount of pollutants that can be discharged and monitoring and reporting requirements. The DEP cannot issue a discharge license unless it finds that water quality will be protected.

On January 12, 2001 and October 31, 2003, Maine received authorization from the EPA to implement the National Pollutant Discharge Elimination System (NPDES) Program. With these decisions, the DEP is now the primary authority for administering the Clean Water Act NPDES program in Maine. In Maine, this program is referred to as the Maine Pollutant Discharge Elimination System (MEPDES) Program.

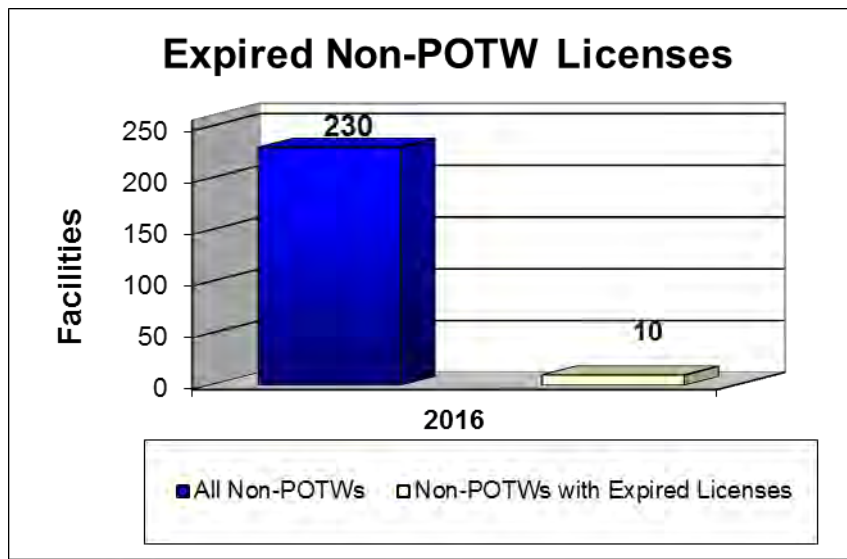
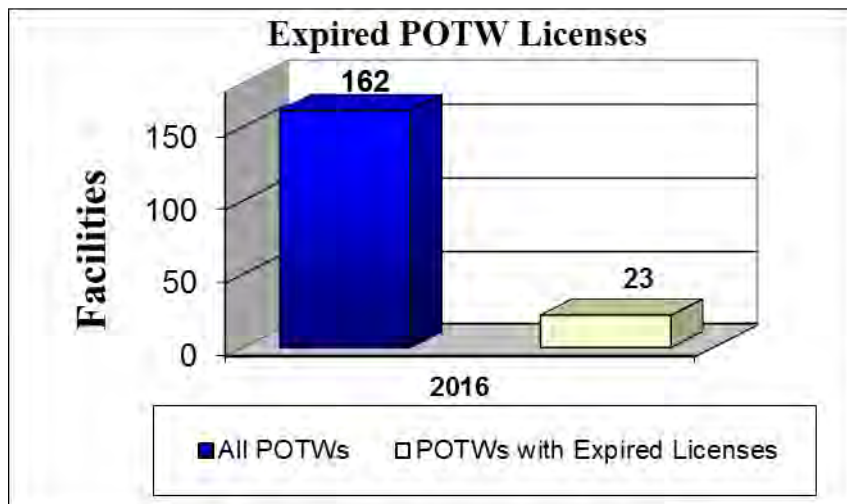
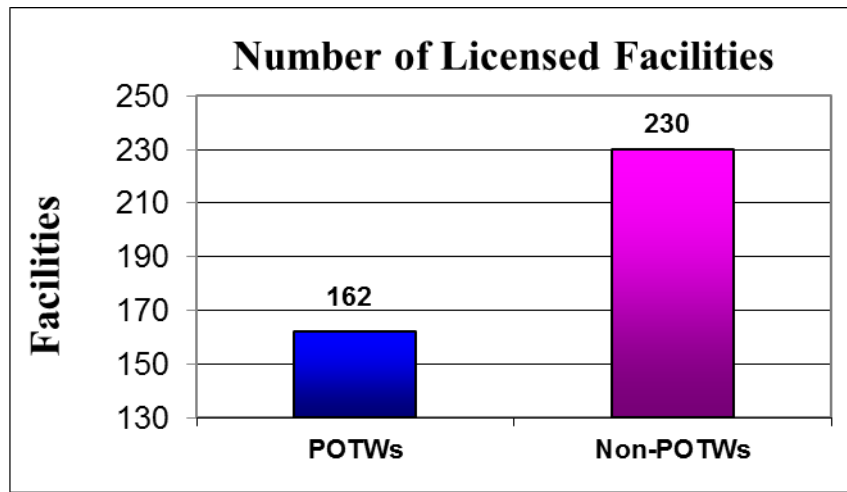
Licenses are issued for a term of 5 years and may be renewed. As long as a timely renewal application has been submitted, the permit remains in effect after the expiration date until the Department acts on the renewal application.

Appendices A through I indicate the license status of all discharges by category and location.

The charts on the following pages provide additional information on the licensing status of discharges.

Licensing Status of Point Source Discharges

The following charts indicate the number of licensed POTWs and Non-POTWs and their licensing status in 2016.



III. Compliance Status of Point Source Discharges

The DEP tracks compliance with license requirements through facility inspections and review of facility monitoring data. Facilities are required to report the results of the monitoring required by the discharge license to the DEP on a monthly basis in discharge monitoring reports (DMRs).

The DEP utilizes a variety of tools to ensure compliance at licensed facilities including voluntary compliance, education and outreach, technical assistance, licensing, facility inspections, and enforcement actions.

For the purposes of this report all licensed point source wastewater discharges have been designated with a compliance status of either *Substantial Compliance*; *Significant Non Compliance (SNC)*; or *Exceptions List (EL)* for the calendar year 2016. They are defined as follows:

Substantial Compliance: A facility in substantial compliance will have had no violations of its wastewater license, or violations that did not exceed SNC or EL criteria.

Significant Non Compliance (SNC): A facility in SNC will have had two large violations, or four of any size violations, for a given parameter in a six-month period. A large violation is a *conventional pollutant* violation that exceeds its permit limit by 40% or more, or a *toxic pollutant* violation that exceeds its permit limit by 20% or more. Conventional pollutants are pollutants typical of municipal sewage, and for which secondary treatment plants are designed to treat. They are biochemical oxygen demand (BOD), total suspended solids (TSS), fecal coliform bacteria, oil and grease, and pH. Toxic pollutants are pollutants that may cause death, disease, behavioral abnormalities, cancer, genetic mutations, physiological malfunctions, or physical deformations. Toxic pollutants include certain metals and organic chemicals.

Exceptions List (EL): A facility is placed on the EL if a facility already in SNC qualifies for SNC again in the next quarter.

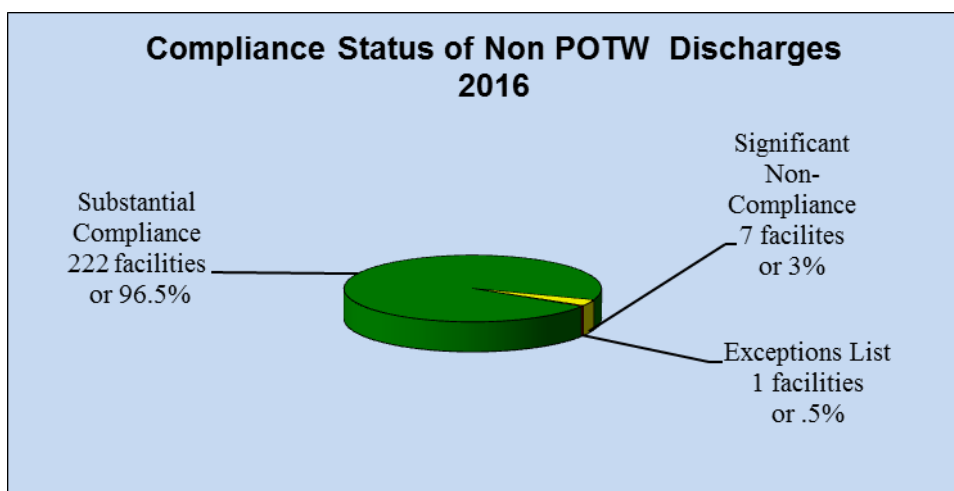


SNC and EL are compliance status criteria developed by the EPA and utilized by the DEP to track compliance. For the purposes of this report and routine compliance assessments, the DEP has chosen to include all permit limits as potential SNC and EL criteria. EPA uses a more abbreviated list.

Appendices A and B indicate the compliance status of all point source discharges by category and location.

Appendices K and L provide non-compliance summaries for point source discharges in EL or SNC.

Compliance Status of Point Source Discharges

The following three charts summarize the compliance status of licensed discharges for calendar year 2016, based on SNC and EL criteria.



IV. Enforcement Status of Point Source Discharges

Enforcement of license requirements is a key element in protecting water quality. While a variety of tools exist for preventing and resolving compliance problems, the DEP may pursue formal, written, and legally binding resolutions to license violations where corrective action and/or penalties are appropriate. The DEP's preference in resolving civil enforcement actions is to as quickly as possible reach agreements that remediate environmental damage, restore natural resources to appropriate conditions, impose penalties that capture any economic benefit gained by the violator, and deter similar action in the future. The DEP uses the following enforcement tools: letter of warning; notice of violation; administrative consent agreement; 80K Actions (civil prosecution in court by certified DEP staff); case referral to the Office of the Attorney General; and enforcement by federal, other state, and local entities. *(It should be noted that the following information is for licensed discharges only. Additional enforcement actions were also taken against a variety of unlicensed entities for violations of water quality laws.)*

ENFORCEMENT TOOLS UTILIZED IN 2016 TO RESPOND TO VIOLATIONS	
ACTIONS	NUMBER
LETTER OF WARNING	36
NOTICE OF VIOLATION	34
CONSENT AGREEMENT*	2
DISTRICT COURT	0
TOTAL	72

*CONSENT AGREEMENTS FINALIZED IN 2016			
NAME	VIOLATIONS	PENALTY	CORRECTIVE ACTIONS/ COMMENTS
PORTLAND WATER DISTRICT-WESTBROOK FACILITY**	LICENSE CONDITION VIOLATIONS	\$130,000	WESTBROOK CSO ABATEMENT
SEA HAG SEAFOOD	LICENSE CONDITION VIOLATIONS	\$43,485	HIRE OPERATOR, MAINTAIN EQUIPMENT
		\$173,485	

** In this case, the licensee was the Portland Water District-Westbrook Facility (PWD). However, the license violations were due to the failure of the City of Westbrook to complete certain CSO projects. This penalty was ultimately incurred by the City of Westbrook through an agreement with the PWD.

In addition, the following cases were referred to enforcement in calendar year 2016. As indicated below, all are under active investigation, administrative consent agreements have been initiated, or the case has been otherwise resolved without enforcement action. Administrative consent agreements are likely to contain monetary penalties and corrective actions.

ENFORCEMENT ACTIVITY IN 2016				
DISCHARGE TYPE	NUMBER OF CASES REFERRED	UNDER INVESTIGATION	CONSENT AGREEMENT INITIATED	RESOLVED WITHOUT ENFORCEMENT
POTW	5	4	2	0
NON-POTW	2	6	1	1
TOTAL	7	10	3	1

V. Construction and Funding Needs of POTWs

The ongoing construction and funding needs of Maine POTWs, or municipal treatment plants, are significant.

Affordable financing is required to stop the continued deterioration of sewers, pump stations and treatment facilities to ensure water quality is maintained and improved. Funding needs are addressed through several sources including limited federal state and tribal assistance grants, limited state grants as approved by voters, HUD Community Development Block Grants, USDA Rural Development loans and grants, and the Clean Water State Revolving Fund (CWSRF).

The CWSRF provides low interest loans to municipalities and quasi-municipal corporations such as sanitary districts for construction of wastewater facilities. In addition, the CWSRF can provide funding for public and private nonpoint source management programs. The CWSRF is capitalized by federal grants from EPA that require state matching funds equal to 20% of the federal grant. Through FY 2015 the state match has been funded, almost exclusively, by appropriations of general obligation bonds as approved by voters. With the enactment of P.L. 2013, Chapter 269 (LD 1555) the 126th Maine Legislature established a 10 year revenue stream, from the State's wholesale liquor contract revenues, for future state match starting in state fiscal year 2015. Funding for the loans can come from a combination of federal capitalization grants, state match, and loan repayment money. The Maine Municipal Bond Bank (MMBB) is the financial manager of Maine's CWSRF and the Engineering Unit of DEP's Division of Water Quality Management administers the technical aspects of the program and the individual projects funded by it.

The primary purpose of the fund is to, "acquire, design, plan, construct, enlarge, repair or improve publicly-owned sewage systems, sewage treatment plants or to implement related management programs." The long term goal of the CWSRF is to maintain and improve Maine's inventory of municipal sewage facilities in perpetuity. This will ensure preservation of the water quality gains that were realized by the initial construction of these facilities.

A listing of projects funded by the CWSRF program in Calendar Year 2016 is included in Appendix M.

A listing of long term funding needs of POTWs is included as Appendix N.

VI. Status of Overboard Discharges

Overboard Discharges (OBDs) are treated discharges to surface waters of domestic pollutants that are not conveyed and treated in municipal or quasi-municipal treatment facilities. Typical OBDs include systems that serve residences, schools, and commercial establishments. OBDs provide the best wastewater treatment where other alternatives, such as septic systems or municipal sewers, are impracticable. Maine law requires removal of OBDs when advancing technological developments have made replacement options possible. Over the last five years, on average, 78 OBDs have been removed annually.

There are two sizes: 1) large OBDs, those licensed to discharge >2,000 gallons per day; and 2) small OBDs, those licensed to discharge <2,000 gallons per day. The large OBDs mostly serve commercial enterprises and schools. The small OBDs mostly serve residential properties. There are two types of OBDs:

Sand filter systems that passively treat wastewater by filtering it through sand where it is biologically and physically treated; and mechanical systems that actively treat wastewater through aeration by growing biological treatment (bacteria) colonies, and settling and decanting the treated water.

As of December 31, 2016, there were 862 approved OBDs in the state located in 96 towns and plantations, a reduction of 73 during the past year. 54% of these discharges are located in eight coastal communities (Boothbay, Boothbay Harbor, Bristol, Georgetown, Harpswell, Southport, South Bristol, and Portland).

Since 1995, the number of approved OBDs has decreased by 1,274. This decline is due primarily to the OBD licensing and removal program, and to public sewer line extensions. During this time, OBDs have been completely removed from the following 70 municipalities: Alna, Arrowsic, Augusta, Baileyville, Beals, Belfast, Benton, Bremen, Bridgton, Brooklin, Caribou, Carmel, Charleston, Chebeague Island, Chelsea, Chesterville, Cumberland, Cushing, East Machias, Eastport, Enfield, Falmouth, Freeport, Frenchboro, Gorham, Greenville, Hampden, Hancock, Harmony, Hollis, Isle Au Haut, Jonesboro, Kennebunkport, Lewiston, Lubec, Machias, Milbridge, New Gloucester, New Portland, New Vineyard, Norridgewock, Oakfield, Oakland, Ogunquit, Old Town, Orland, Oxford, Parsonsfield, Passadumkeag, Pembroke, Penobscot, Perry, Poland Springs, Richmond, Robbinston, Rockland, Roque Bluffs, Saco, Searsport, Sedgwick, Sidney, South Berwick, South Portland, Stacyville, Sullivan, Topsham, Trenton, Verona, Waterville and Wiscasset.

Significant progress was made on Cliff Island and Monhegan Island in 2016 to upgrade existing straight pipes and primary treatment OBDs to secondary treatment OBDs or subsurface systems.

OBD License Status

Currently, 8% of all approved OBDs are operating with an expired license or conditional permit. Most expired licenses are in the process of license renewal, system removal/replacement or enforcement action.

Status of Overboard Discharges

OBD Compliance Status – OBD inspections

Large OBDs may be inspected at any time of the year but inspections usually occur from April through October. Large OBDs consist of facilities discharging more than 2,000 gallons per day (GPD) and typically consist of schools, restaurants, and lodging facilities. Small OBDs – since so many serve seasonal residences - are inspected mainly from June through August. Small OBDs consist of facilities discharging less than 2,000 GPD, usually 300 GPD to 600 GPD and mostly consist of private residences. A small number of commercial establishments or schools also constitute the small OBD population.

If non-compliance is discovered during an inspection, the inspector will indicate the problem or problems and specify corrective actions in the inspection report that is left with the system owner. The system owner is required to correct any identified problems within two weeks and notify the DEP of the correction. If the system owner fails to correct the non-compliance, the DEP will issue a reminder notice, a letter of warning, a notice of violation, or take other enforcement action to compel the system owner to correct the non-compliance. Those OBDs failing an initial inspection will receive additional inspections as needed. Follow-up inspections are conducted to determine if reported corrections have actually been accomplished, or to encourage and/or educate the licensees on how to achieve compliance.

Large and Small OBD Inspections for 2016

TOTAL NUMBER OF <u>ALL</u> OBD INSPECTIONS IN 2016	1,392 Inspections of 888 facilities
TOTAL NUMBER OF <u>LARGE</u> OBD INSPECTIONS	31 Inspections of 26 facilities
INSPECTED ONCE	26
INSPECTED TWICE	3
INSPECTED THREE TIMES	1
TOTAL NUMBER OF <u>SMALL</u> OBD INSPECTIONS	1,361 Inspections of 862 facilities
INSPECTED ONCE	460
INSPECTED TWICE	385
INSPECTED THREE TIMES	41
INSPECTED FOUR TIMES	2

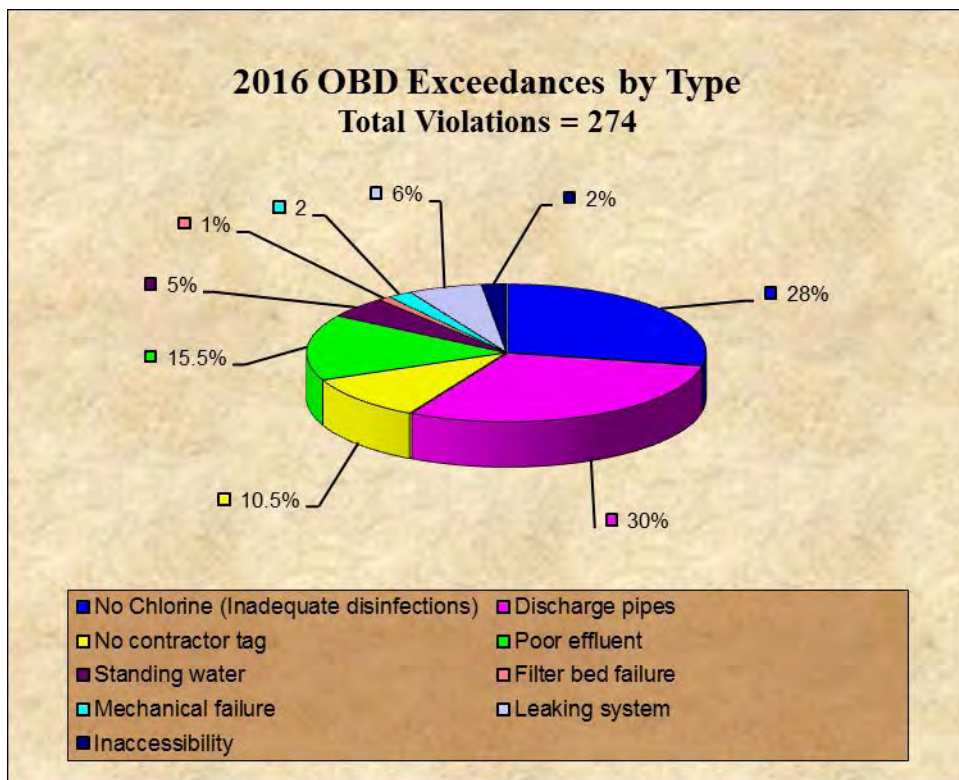
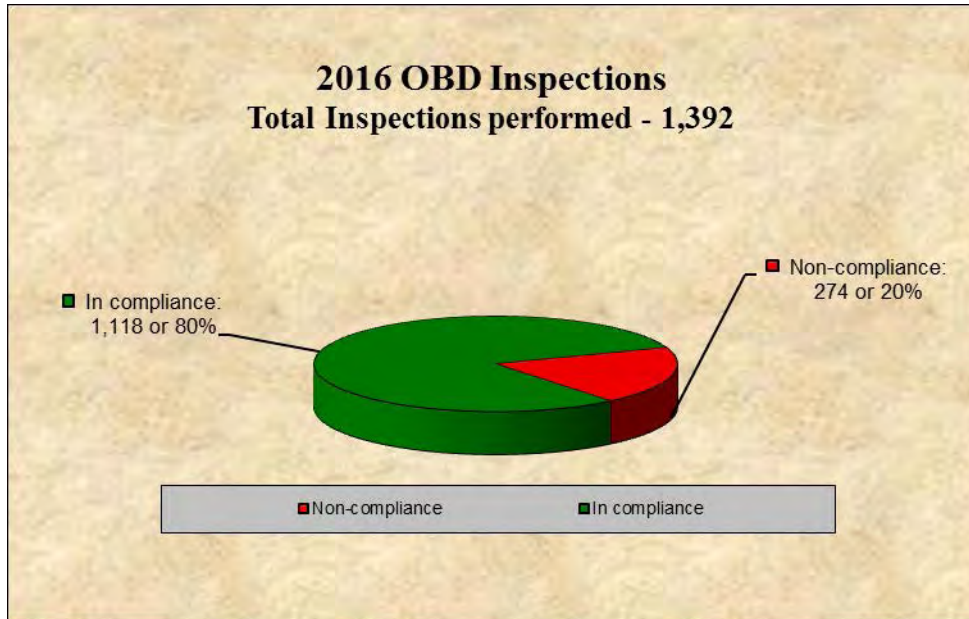
OBD Compliance Status – OBD Inspection Failure

An OBD may fail an inspection for one or more reasons. The usual causes for failures are: lack of chlorine disinfection tablets or other disinfection failure such as old and ineffective chlorine tablets or a non-functioning ultra-violet disinfection unit; missing, broken or short discharge pipes; poor quality effluent; failure of mechanical and/or electrical system components; a flooded chamber; leaking tanks, chambers, pumps or pipes; system inaccessibility; sand filter bed failure; lack of alarms for mechanical systems; and lack of a service contractor tag on mechanical systems (mechanical systems require servicing by certified wastewater operators).

Status of Overboard Discharges

All Overboard Discharge Inspections, Both Large and Small

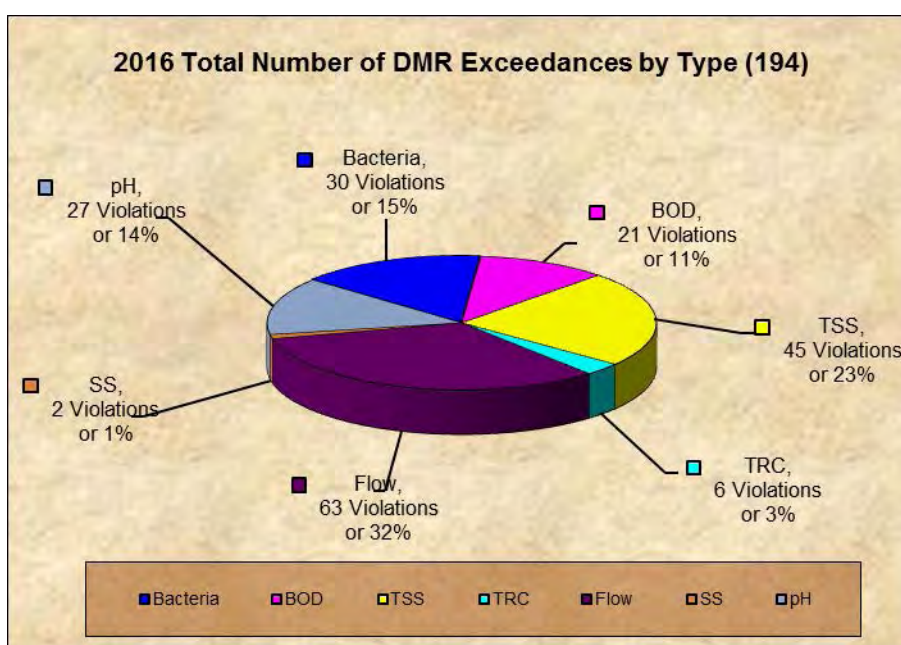
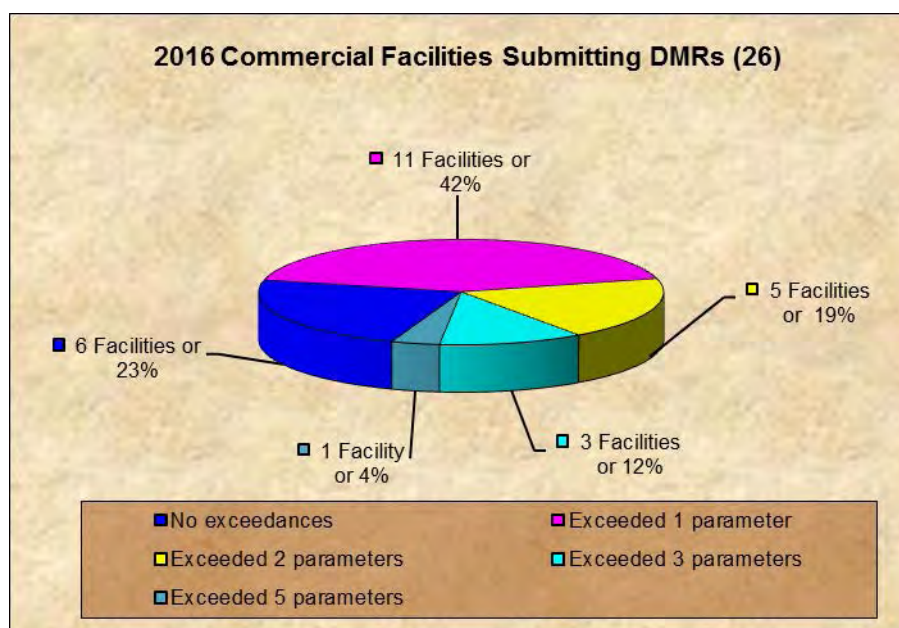
The following two charts indicate compliance status based on 2016 inspections



Status of Overboard Discharges

OBD Compliance Status – Commercial Facilities Discharge Monitoring Reports

OBDs discharging 2,000 or more gallons per day are required to periodically submit Discharge Monitoring Reports (DMRs) to the DEP. The DMRs indicate the results of effluent monitoring used to determine compliance with effluent limits set in discharge permits. Effluent is sampled and analyzed for seven basic analytical parameters: bacteria, biochemical oxygen demand (BOD) total suspended solids (TSS), discharge flow, settleable solids, total residual chlorine (TRC) and pH. The following two charts indicate the number and type of exceedances for calendar year 2016. When an exceedance is reported to the DEP, the facility is also required to report the cause of the exceedance and the corrective action taken to prevent future occurrences. The DEP follows up with any facility that has not self-corrected the cause of an exceedance to ensure the problem is corrected.



**Approved Overboard Discharges, by Location
As of December 31, 2016**

<u>TOWN/CITY</u>	<u>NUMBER</u>	<u>TOWN/CITY</u>	<u>NUMBER</u>
ADDISON	2	CUTLER	3
ARUNDEL	4	DAMARISCOTTA	3
BANGOR	2	DEER ISLE	13
BAR HARBOR	5	DRESDEN	2
BATH	8	EDDINGTON	2
BETHEL	1	EDGECOMB	17
BIDDEFORD	17	ELIOT	2
BLUE HILL	3	ELLSWORTH	1
BOOTHBAY	86	EUSTIS	3
BOOTHBAY HARBOR	39	FAIRFIELD	1
BOWDOINHAM	4	FARMINGTON	2
BRADLEY	7	FRANKFORT	2
BRISTOL	92	FRIENDSHIP	14
BROOKS	1	GEORGETOWN	55
BROOKSVILLE	2	GOULDSBORO	15
BRUNSWICK	1	HARPSWELL	45
BUCKFIELD	6	HARRINGTON	5
BURNHAM	1	INDUSTRY	1
BUXTON	1	ISLEBORO	2
CALAIS	3	JONESPORT	7
CAMDEN	3	KENNEBUNK	2
CAPE ELIZABETH	2	KITTERY	4
CASTINE	2	LINCOLNVILLE	2
CHERRYFIELD	30	LONG ISLAND	3
COLUMBIA FALLS	8	MACHIASPORT	2
CRANBERRY ISLES	9	MADISON	3

(Continued on page 16)

**Approved Overboard Discharges, by Location
As of December 31, 2016**

<u>TOWN/CITY</u>	<u>NUMBER</u>	<u>TOWN/CITY</u>	<u>NUMBER</u>
MATINICUS ISLAND	1	THOMASTON	1
MEDWAY	1	TREMONT	23
MONHEGAN	14	TRESCOTT	1
MONTICELLO	1	TURNER	2
MOUNT DESERT	5	VASSALBORO	1
NEWCASTLE	1	VINALHAVEN	7
NORTH HAVEN	1	WARREN	1
ORRINGTON	1	WEST BATH	4
OWLS HEAD	10	WEST PARIS	3
PHIPPSBURG	8	WESTPORT	5
PORTLAND	22	WINDHAM	1
PRESQUE ISLE	1	WINSLOW	1
PROSPECT	1	WINTER HARBOR	5
ROCKPORT	1	WINTERPORT	1
SABATTUS	1	WOOLWICH	5
SCARBOROUGH	1	YARMOUTH	11
SOUTH BRISTOL	30	YORK	5
SOUTH THOMASTON	4		
SOUTHPORT	100		
SOUTHWEST HARBOR	1	TOTAL	862
ST. GEORGE	19		
STANDISH	1		
STEUBEN	1		
STONINGTON	6		
STRONG	1		
SURRY	1		
SWANS ISLAND	1		

VII. Status of Stormwater Point Source Discharges under the MEPDES Program

In accordance with the Clean Water Act and Maine law, certain types of stormwater discharges are considered point source discharges and are required to obtain a MEPDES permit. These discharges are regulated by one of three types of General Permits issued by the Department. They are: the Municipal Separate Storm Sewer Systems General Permit (MS4), which actually has three separate permits one for: municipalities, State or Federal facilities, and Transportation entities MTA/MDOT; the Multi-Sector General Permit (MSGP); and the General Permit for Post Construction Discharge of Stormwater in the Long Creek Watershed (Long Creek GP). These permits are effective for five years from the date of issuance. An expired General Permit continues in force and effect until a new General Permit is issued. The Department intends subsequent reissuance of these General Permits. A summary of each follows.

Municipal Separate Storm Sewer System General Permit (MS4 GP)

An MS4 is a stormwater conveyance or system of conveyances including roads with drainage systems, municipal streets, catch basins, curbs, gutters, ditches, human made channels, or storm drains. In order to require a permit, this system must be owned or operated by a municipality or other public entity and be located in an urbanized area as specified by the U.S. Bureau of Census. EPA chose to regulate municipalities within urbanized areas because urban runoff is a major source of water quality impacts.

The Department administers the MS4 program primarily as a technical assistance-based program to help permittees develop strategies and implementation plans to comply with the MS4 GP requirements. The Department's Stormwater Coordinator meets regularly with the various MS4 stormwater groups to ensure open communication with permit requirements and facilitate permit compliance to ensure that the discharge of pollutants in stormwater is reduced or eliminated to the maximum extent practicable. The most recent MS4 GP was reissued on July 1, 2013, and the Department is currently working on drafting the 2018 MS4 GP. There are 40 entities that require an MS4 GP (30 municipalities, 8 state or federally owned entities, and 2 transportation entities). They are listed below:

SMALL MUNICIPAL SEPARATE STORMWATER SEWER SYSTEMS

- | | | |
|-------------------|-----------------------|--------------------|
| 1. AUBURN | 12. HAMPDEN | 23. SCARBOROUGH |
| 2. BANGOR | 13. KITTEERY | 24. SOUTH BERWICK |
| 3. BERWICK | 14. LEWISTON | 25. SOUTH PORTLAND |
| 4. BIDDEFORD | 15. LISBON | 26. VEAZIE |
| 5. BREWER | 16. MILFORD | 27. WESTBROOK |
| 6. CAPE ELIZABETH | 17. OLD ORCHARD BEACH | 28. WINDHAM |
| 7. CUMBERLAND | 18. OLD TOWN | 29. YARMOUTH |
| 8. ELIOT | 19. ORONO | 30. YORK |
| 9. FALMOUTH | 20. PORTLAND | |
| 10. FREEPORT | 21. SABATTUS | |
| 11. GORHAM | 22. SACO | |

State or Federally Owned Separate Storm Sewer Systems

Portsmouth Naval Shipyard

Southern Maine Community College

University Of Maine Augusta – Bangor
Campus

Eastern Maine Community College

University of Southern Maine

University of Maine, Orono

Maine Air National Guard, Bangor

Dorothea Dix Psychiatric Center

Maine Department of Transportation and Maine Turnpike Authority MS4 Systems

Maine Department of Transportation

Maine Turnpike Authority

Multi-Sector General Permit (MSGP)

The MSGP authorizes the discharge of stormwater associated with industrial activity to surface waters or to an MS4 that connects to Waters of the State. The MSGP regulates 29 sectors of industrial activity (based on SIC codes) and also allows for the regulation of industrial activity not covered in these 29 sectors if the facility contributes to a violation of water quality standards or is a significant contributor of pollutants to waters of the State. The most recent MSGP, was signed by the Department's Commissioner on December 7, 2016, and goes into effect 90 days later. There are approximately 630 entities that are covered by the MSGP.

The Department administers the industrial stormwater program primarily as an inspection-based program. In 2016, the program conducted 324 inspections as well as a variety of technical assistance visits.

General Permit for Post Construction Discharge of Stormwater in the Long Creek Watershed (Long Creek GP).

The Long Creek Watershed is located in the municipalities of South Portland, Westbrook, Portland and Scarborough. In 2009, the Environmental Protection Agency (EPA) designated parcels with impervious surface equal to or greater than 1 acre in size within the Long Creek Watershed as requiring a waste discharge permit to discharge stormwater to Long Creek or its tributaries. EPA administered this determination using the Residual Designation Authority of the Clean Water Act, as Long Creek is not attaining water quality standards due to stormwater runoff from impervious surfaces in the watershed. The Department issued Designation Notices to regulated entities within the watershed in December 2009 requiring the entities to obtain discharge permits. Entities were required to file a Notice of Intent (NOI) for coverage under the Long Creek GP or obtain an Individual Waste Discharge Permit. The Department reissued the Long Creek GP on April 21, 2015.

Currently the program has a total of 108 permittees: 98 covered under the Long Creek GP, four covered under Individual Waste Discharge Permits, and six covered under the MSGP. The Long Creek Watershed Management District administers the implementation of the Long Creek Watershed Management plan approved by the Department. Regulated entities are required to enter into a Participating Landowner Agreement that requires permittees to comply with the implementation of the Long Creek Watershed Management Plan.

APPENDIX A

POTW Waste Discharge Licenses as of December 31, 2016 Key to Column Headings

LOCATION	Municipality in which discharge is located.
LICENSE #	DEP wastewater discharge license number.
EXP. DATE	Expiration date of last DEP license issued for the facility.
FLOW	Monthly average discharge flow limit, in millions of gallons per day, as approved in last DEP license issued for the facility.
TYPE	Type code and base fee category for the facility: 5M POTW, over 5 million GPD or with significant industrial waste 5T Municipal Combined Sewer Overflow (CSO) 6A POTWs, less than 10,000 GPD, with no significant industrial waste 6B POTWs, 10,000 GPD to 100,000 GPD, with no significant industrial waste 6C POTW, 100,000 GPD to 1 million GPD, with no significant industrial waste 6D POTW, 1 million GPD to 5 million GPD, with no significant industrial waste
MAJOR	Major discharge facility.
CSO	Facility includes combined sewer overflow (CSO) discharge.
TOX	Facility is subject to toxics testing.
301(h)	301(h) waiver facility, primary treatment only.
PRE	Facility influent is subject to pre-treatment requirements.
SURF	Facility discharges to surface water.
SUB	Facility discharges through subsurface system.
SPRAY	Facility discharges through spray irrigation (i.e., land application) system.
COMPLIANCE STATUS	Indicates if the facility was in Significant Non Compliance (SNC) or Exceptions List (EL) during the year for the listed parameter(s). A blank space in this column indicates Substantial Compliance. For those facilities that were in SNC or EL a summary of the non-compliance can be found in Appendices J and K.

Totals at bottom of column only include highest level of non-compliance per facility.

NOTES

1. Two licenses are for the discharge of treated landfill leachate. One facility (Brunswick) discharges to surface water, while the other facility (Presque Isle) discharges through a land application system.
2. Two licenses (Milbridge and Brownville) are for both surface water and subsurface discharges.
3. Five licenses (Jackman, Mars Hill, North Berwick, Norway, and Thomaston) are limited to a seasonal surface water discharge. Thomaston is also licensed for a seasonal land application discharge.
4. All land application discharges are seasonal, except for Carrabassett, Greenville, Mapleton and Rangeley, which are licensed to discharge “snowfluent” during the winter.
5. One license (Houlton) is for the discharge of sludge lagoon supernatant through a land application system.
6. All type 5T licenses are for “stand alone” CSO facilities (that is, facilities that are not licensed as part of a municipal primary or secondary treatment facility).

APPENDIX A

POTW Waste Discharge Licenses as of December 31, 2016

Sorted by Location

(See Key to Column Headings at the Beginning of the Appendix)

Location	License #	Exp. Date	Flow MGD	Type	Major	CSO	Tox	301(H)	Pre	Surf	Sub	Spray	Compliance Status
Anson (Anson-Madison Sanitary District)	W-002710	01/03/18	5.000	5M	X		X			X			
Ashland	W-002697	04/16/20	0.300	6C			X			X			EL
Auburn	W-000685	9/22/21	0.0	5T		X				X			
Augusta (Greater Augusta Utility Dist.	W-002695	12/04/20	8.000	5M	X	X	X		X	X			
Baileyville	W-002649	10/17/18	0.600	6C						X			
Bangor	W-001041	06/09/21	18.000	5M	X	X	X		X	X			
Bar Harbor-DeGregoire Park	W-002584	10/13/20	0.012	6B						X			
Bar Harbor-Hulls Cove	W-002590	10/13/20	0.150	6C		X	X			X			
Bar Harbor-Main Plant	W-002591	01/21/21	2.000	6D	X	X	X			X			
Bar Harbor-Mount Desert High School	W-003319	09/03/19	0.009	6B								X	
Bath	W-002678	06/01/21	3.500	6D	X	X	X			X			
Belfast	W-000569	02/02/21	1.490	6D	X	X	X			X			
Berwick	W-000566	01/22/08	1.100	5M	X		X		X	X			
Bethel	W-002595	12/03/20	0.340	6C						X			
Biddeford	W-000683	6/18/19	6.500	5M	X	X	X		X	X			
Biddeford-Biddeford Pool	W-007581	09/22/21	0.030	6B						X			

APPENDIX A

POTW Waste Discharge Licenses as of December 31, 2016

Sorted by Location

(See Key to Column Headings at the Beginning of the Appendix)

Location	License #	Exp. Date	Flow MGD	Type	Major	CSO	Tox	301(H)	Pre	Surf	Sub	Spray	Compliance Status
Bingham	W-001286	04/05/21	0.200	6B						X			
Blue Hill	W-002628	03/05/20	0.100	6B			X			X			
Boothbay Harbor (Bayville Village Corporation)	W-002573	09/16/13	0.015	6C				X		X			
Boothbay Harbor-Main Plant	W-002750	10/06/20	0.640	6C	X		X			X			
Brewer	W-002679	05/10/21	5.190	5M	X	X	X		X	X			
Bridgton	W-007879	06/26/17	0.032	6B							X		
Brownville	W-000829	11/02/17	0.082	6B						X	X		
Brunswick	W-002600	08/04/20	3.850	6D	X		X			X			
Brunswick-Graham Road Landfill	W-004308	9/1/21	0.200	6C						X			EL
Brunswick-Mere Point	W-008015	08/05/18	0.011	6B							X		
Bucksport	W-002596	04/10/17	0.460	6C		X		X		X			EL
Calais	W-002751	11/16/21	1.500	6D	X	X	X			X			
Camden	W-002592	08/05/18	1.210	6D	X		X			X			
Canton	W-006445	11/09/21	0.621	6C			X			X			
Cape Elizabeth (Portland Head Light)	W-003157	04/10/17	.0005	6A						X			

APPENDIX A

POTW Waste Discharge Licenses as of December 31, 2016

Sorted by Location

(See Key to Column Headings at the Beginning of the Appendix)

Location	License #	Exp. Date	Flow MGD	Type	Major	CSO	Tox	301(H)	Pre	Surf	Sub	Spray	Compliance Status
Cape Elizabeth – Ottawa Rd Pump Stn	W-009027	05/08/19	0.0	5T		X				X			
Cape Elizabeth (Portland Water Dist.)	W-006751	12/05/16	0.499	6C			X			X			
Caribou-City Facility	W-001001	12/12/16	1.710	6D	X		X			X			
Caribou-Limestone Water & Sewer District	W-006654	07/07/20	1.25	6D	X		X			X			EL
Carrabassett Valley	W-002781	01/17/17	0.245	6C								X	
Castine	W-002623	02/03/20	0.200	6C			X			X			
Clinton	W-002589	04/17/18	0.350	6C			X			X			
Corinna	W-008206	06/05/17	0.110	6C								X	
Cornish	W-007878	04/10/17	0.007	6A							X		
Damariscotta-Main Plant (Great Salt Bay Sanitary District)	W-006048	07/05/21	0.268	6C						X			
Danforth	W-000819	04/09/20	0.049	6B						X			
Dexter	W-000830	11/02/17	0.273	6C								X	
Dover-Foxcroft	W-002633	05/04/20	0.800	6C			X			X			
Eagle Lake	W-003374	11/19/17	0.146	6C								X	
East Machias	W-006521	09/02/15	0.026	6A						X			EL

APPENDIX A

POTW Waste Discharge Licenses as of December 31, 2016

Sorted by Location

(See Key to Column Headings at the Beginning of the Appendix)

Location	License #	Exp. Date	Flow MGD	Type	Major	CSO	Tox	301(H)	Pre	Surf	Sub	Spray	Compliance Status
East Millinocket	W-009139	10/16/20	2.0	6D	X		X			X			
Eastport-Main Plant	W-002598	11/12/13	0.82	6C				X		X			
Eastport-Quoddy Village	W-008131	11/18/13	0.050	6B				X		X			
Ellsworth – Bayside Rd	W-009082	11/07/17	1.65	6D	X		X			X			
Ellsworth-Shore Road	W-003801	03/02/20	0.002	6A						X			
Falmouth	W-002650	02/21/18	1.560	6D	X		X			X			
Farmington	W-002670	12/20/16	0.900	6C	X		X			X			
Fort Fairfield	W-000694	03/20/17	0.600	5M	X		X			X			
Fort Kent	W-000692	12/13/21	0.430	6C	X		X			X			
Freeport	W-000617	02/03/21	0.750	6C	X		X			X			
Frenchville	W-007676	01/11/21	0.060	6B						X			
Gardiner	W-002655	10/04/21	4.500	6D	X	X	X			X			
Grand Isle	W-007713	09/01/20	0.080	6B						X			
Greenville (Moosehead Sanitary District)	W-002119	9/17/19	0.170	6C								X	
Guilford (Guilford-Sangerville Sanitary District)	W-006792	09/14/20	0.930	6C	X		X			X			

APPENDIX A

POTW Waste Discharge Licenses as of December 31, 2016

Sorted by Location

(See Key to Column Headings at the Beginning of the Appendix)

Location	License #	Exp. Date	Flow MGD	Type	Major	CSO	Tox	301(H)	Pre	Surf	Sub	Spray	Compliance Status
Hampden	W-007967	02/04/18	0.0	5T		X				X			
Hartland	W-000678	04/05/18	1.500	5M	X		X		X	X			
Houlton (Houlton Water Company)	W-008219	06/02/21	0.075	6B								X	
Houlton (Houlton Water Company)	W-002648	08/22/21	1.500	6D	X		X			X			
Howland	W-002632	04/01/21	0.300	6C						X			
Indian Township-Princeton Strip (Passamaquoddy Tribe)	W-000872	03/02/20	0.095	6B								X	
Islesboro-Dark Harbor	W-002726	02/19/21	0.064	6B						X			
Jackman	W-002696	12/15/19	0.675	6C			X			X			
Jay-North Jay	W-002689	05/10/21	0.060	6B			X			X			
Kennebunk	W-002585	10/20/21	1.310	6D	X		X			X			
Kennebunkport	W-002626	06/18/20	0.700	6C	X		X			X			
Kingfield	W-006272	03/20/17	0.077	6B							X		
Kittery	W-000389	03/24/11	2.500	6D	X		X			X			
Lewiston	W-000684	11/10/20	0.0	5T		X				X			

APPENDIX A

POTW Waste Discharge Licenses as of December 31, 2016

Sorted by Location

(See Key to Column Headings at the Beginning of the Appendix)

Location	License #	Exp. Date	Flow MGD	Type	Major	CSO	Tox	301(H)	Pre	Surf	Sub	Spray	Compliance Status
Lewiston (Lewiston-Auburn Water Pollution Control Authority)	W-000682	04/11/21	14.200	6D	X	X	X		X	X			EL
Lewiston-No Name Pond	W-008126	06/11/17	0.004	6A							X		
Limerick	W-000860	10/02/20	0.110	6C			X			X			
Lincoln	W-001479	04/05/21	1.070	6D	X		X			X			
Lisbon	W-002725	12/03/20	2.025	6D	X		X			X			
Livermore Falls	W-002654	09/07/21	2.000	6D			X			X			
Lubec	W-006306	11/18/13	0.166	6C				X		X			
Machias	W-002674	03/02/21	0.370	6C	X	X	X			X			
Madawaska	W-002602	10/31/19	0.674	6C	X	X				X			
Mapleton	W-008147	10/04/18	0.150	6B								X	
Mars Hill	W-000842	11/02/17	1.000	6D			X			X			
Mattawamkeag	W-007462	03/17/21	0.090	6B						X			
Mechanic Falls	W-002722	11/04/19	0.490	6C	X	X	X			X			
Mexico (Rumford-Mexico Sewerage District)	W-002686	12/09/20	2.650	6D	X		X			X			
Milbridge	W-000862	07/07/20	0.070	6B						X	X		

APPENDIX A

POTW Waste Discharge Licenses as of December 31, 2016

Sorted by Location

(See Key to Column Headings at the Beginning of the Appendix)

Location	License #	Exp. Date	Flow MGD	Type	Major	CSO	Tox	301(H)	Pre	Surf	Sub	Spray	Compliance Status
Milford	W-008223	03/04/21	0.0	5T		X				X			
Millinocket	W-002680	06/07/21	2.330	6D	X		X			X			
Milo	W-002753	03/02/20	0.390	6C			X			X			
Monson	W-007155	11/02/17	0.014	6B							X		
Mt. Desert-Somesville	W-002656	01/07/19	0.080	6B			X			X			
Mt. Desert-Seal Harbor	W-002657	01/07/19	0.250	6C			X			X			
Mt. Desert-Northeast Harbor	W-002659	02/03/19	0.330	6C			X			X			
Newport	W-000865	12/03/19	0.524	6C			X			X			
Nobleboro-Damariscotta Mills (Great Salt Bay SD)	W-007044	04/21/16	0.015	6B						X			
Norridgewock	W-007742	12/09/19	0.193	6C						X			
North Berwick	W-006267	12/04/17	1.000	6C			X			X			
North Haven	W-001671	06/30/19	0.040	6B				X		X			
Northport (Northport Village Corporation)	W-002575	06/29/09	0.063	6B				X		X			
Norway	W-002647	05/15/18	0.975	6C	X		X			X			
Ogunquit	W-000449	02/20/18	1.280	6D	X		X			X			

APPENDIX A

POTW Waste Discharge Licenses as of December 31, 2016

Sorted by Location

(See Key to Column Headings at the Beginning of the Appendix)

Location	License #	Exp. Date	Flow MGD	Type	Major	CSO	Tox	301(H)	Pre	Surf	Sub	Spray	Compliance Status
Old Orchard Beach	W-002786	06/01/20	3.500	6D	X		X			X			
Old Town	W-001635	06/14/21	3.500	6D	X	X	X			X			
Old Town-Indian Island (Penobscot Indian Nation)	W-002672	12/04/17	0.070	6B						X			
Orono	W-002673	11/13/17	1.840	6D	X	X	X			X			
Oxford	W-009108	06/10/19	0.251	6C						X			
Paris-South Paris (Paris Utility District)	W-000632	11/20/19	0.650	6C	X	X	X			X			
Patten	W-007775	12/17/18	0.030	6B								X	
Perry (Pleasant Point) (Passamaquoddy Tribe)	W-002561	12/10/17	0.150	6B						X			
Pittsfield	W-001477	12/18/19	1.500	6D			X			X			
Portland (CSO)	W-008010	03/04/19	0.0	5T		X				X			
Portland (Portland Water District) East End	W-002671	08/17/16	19.800	5M	X	X	X		X	X			
Portland-Peaks Island (Portland Water District)	W-007182	06/05/17	0.200	6C			X			X			
Presque Isle	W-002713	06/18/12	2.310	6D	X		X			X			
Presque Isle-Echo Lake	W-008017	09/11/18	0.004	6A							X		SNC
Presque Isle-Landfill	W-008088	10/04/16	0.014	6B								X	

APPENDIX A

POTW Waste Discharge Licenses as of December 31, 2016

Sorted by Location

(See Key to Column Headings at the Beginning of the Appendix)

Location	License #	Exp. Date	Flow MGD	Type	Major	CSO	Tox	301(H)	Pre	Surf	Sub	Spray	Compliance Status
Randolph	W-008074	08/19/19	0.0	5T		X				X			
Rangeley	W-008086	12/10/17	0.150	6C								X	
Richmond	W-002616	03/14/18	0.320	6C						X			
Rockland	W-000681	07/15/21	3.300	5M	X		X		X	X			
Rumford-Rumford Point (Rumford-Mexico Sewerage District)	W-002685	11/02/20	0.019	6B						X			
Sabattus	W-002624	11/16/21	0.120	6C			X			X			
Saco	W-002599	09/19/21	4.200	6D	X	X	X			X			
Sanford	W-000870	06/12/18	8.800	5M	X	X	X		X	X			
Scarborough	W-002668	12/17/19	2.500	6D	X		X			X			
Searsport	W-006279	11/18/13	0.200	6C				X		X			
Sinclair (Sinclair Sewer District)	W-007814	11/02/21	0.042	6B								X	
Skowhegan	W-002645	10/13/20	1.65	6D	X	X	X			X			
Sorrento	W-002280	09/06/16	0.003	6A						X			
South Berwick	W-002721	06/17/07	0.567	6C			X			X			
South Portland	W-001370	07/15/14	9.300	5M	X	X	X		X	X			

APPENDIX A

POTW Waste Discharge Licenses as of December 31, 2016

Sorted by Location

(See Key to Column Headings at the Beginning of the Appendix)

Location	License #	Exp. Date	Flow MGD	Type	Major	CSO	Tox	301(H)	Pre	Surf	Sub	Spray	Compliance Status
Southwest Harbor	W-002676	12/17/19	0.375	6C	X		X			X			
Stonington	W-001475	03/14/08	0.175	6C				X		X			
Thomaston	W-002643	04/10/18	0.900	6C	X		X			X		X	
Unity	W-000478	06/12/17	0.500	6C			X			X			
Van Buren	W-002675	10/03/19	0.560	6C	X					X			
Vassalboro-Cemetery Street Facility	W-008102	09/18/20	0.029	6B						X			
Vassalboro-Main Street Facility	W-002597	09/09/20	0.025	6B						X			
Vassalboro-North Main Street Facility	W-008101	09/03/20	0.025	6B						X			
Veazie	W-002754	11/02/17	0.350	6C						X			
Vinalhaven	W-008146	11/02/17	0.129	6C			X			X			
Waldoboro	W-008114	04/02/18	0.150	6C								X	
Wallagrass Plt. (Eagle Lake Water & Sewer Dist)	W-007955	12/04/17	0.006	6A							X		
Warren	W-007023	04/09/20	0.244	6C						X			
Washburn (Washburn Water & Sewer District)	W-007610	12/05/16	0.283	6C			X			X			
Waterville (Kennebec Sanitary Treatment District)	W-000687	10/06/20	12.700	5M	X	X	X		X	X			

APPENDIX A

POTW Waste Discharge Licenses as of December 31, 2016

Sorted by Location

(See Key to Column Headings at the Beginning of the Appendix)

Location	License #	Exp. Date	Flow MGD	Type	Major	CSO	Tox	301(H)	Pre	Surf	Sub	Spray	Compliance Status
Wells	W-000653	12/09/19	2.000	6D	X		X			X			
Westbrook (Portland Water District)	W-001510	03/06/17	4.54	6D	X	X	X		X	X			
Whitneyville-Canal Road Facility	W-006551	08/03/20	0.002	6A						X			
Whitneyville-School Street Facility	W-008099	08/03/20	0.006	6A						X			
Wilton	W-002365	06/01/21	0.450	6C	X		X			X			
Winslow	W-008204	03/04/21	0.0	5T		X				X			
Winter Harbor	W-000562	01/07/21	0.125	6C			X			X			
Winterport	W-001480	04/02/17	0.110	6C		X		X		X			EL
Wiscasset	W-000370	03/03/20	0.620	6C			X			X			
Yarmouth	W-002644	10/12/16	1.310	6D	X		X			X			
Yarmouth-Sea Meadows Subdivision	W-002234	10/12/16	0.028	6B						X			
York	W-002687	03/02/21	3.000	6D	X		X			X			

	LICENSES	EXP DATE	FLOW	TYPE	MAJOR	CSO	TOX	301(H)	PRE	SURF	SUB	SPRAY	COMPLIANCE STATUS
TOTALS	162	---	216.6	---	60	34	86	10	13	140	10	15	EL =7 SNC =1

APPENDIX B

NON-POTW Waste Discharge Licenses as of December 31, 2016

Key to Column Headings

LOCATION	Municipality in which discharge is located.
LICENSEE	Name of license holder.
LICENSE #	DEP waste water facility/license number.
EXP. DATE	Expiration date of last DEP license issued for the facility.
TYPE	Type code and base fee category for the facility: 5J Sanitary wastewater, commercial source 5N Major industrial facility--process wastewater discharge 5O Minor industrial facility--process wastewater discharge 5P Food handling or packaging wastewater 5R Non-contact cooling water 5S Industrial/Commercial source--miscellaneous or incidental non-process wastewater 5U Aquatic pesticide application 5V Snow dump 5X Log storage permit 5Y General Permits: Anti-fouling Paint, Aquatic Herbicides, Pesticides, Aquatic Pesticides and Piscicides for control of Invasive Fishes, Waste Snow 5Z Experimental discharge license 6E Fish rearing facility, less than 100,000 GPD 6F Fish rearing facility, greater than 100,000 GPD 6G Marine aquaculture facility (individual permit) 6H Marine aquaculture facility (general permit)
MAJOR	Major discharge facility.
TOX	Facility is subject to toxicity testing.
SURF	Facility discharges to surface water.
SUB	Facility discharges through subsurface system.
SPRAY	Facility discharges through spray irrigation (i.e., land application) system.
COMPLIANCE STATUS	Indicates if the facility was in Significant Non Compliance (SNC) or Exception List (EL) during the year for the listed parameter(s). A blank space in this column indicates Substantial Compliance. For those facilities that were in SNC or EL a summary of the non-compliance can be found in Appendices J and K. Totals at bottom of column only include highest level of non-compliance per facility.

APPENDIX B

NON-POTW Waste Discharge Licenses as of December 31, 2016

NOTES

1. The eighteen type 5J licenses break down as follows: eight are for seasonal land application discharges from commercial campgrounds/summer camps/school; four are for land application discharges from trailer parks; five are for seasonal land application discharges of treated septage effluent; and one is for the year-round subsurface discharge of treated septage effluent.
2. The following five licenses are for both surface water and seasonal land application discharges: Houlton—Tate & Lyle Ingredients Americas; Cherryfield—Jasper Wyman; Cherryfield—Cherryfield Foods; Deblois—Jasper Wyman & Sons; and Hancock—Hancock Foods.
3. The following four licenses include approvals for thermal mixing zones: Baileyville (stud mill)—Woodland Pulp, LLC; Millinocket—Katahdin Paper; Rumford—Mead Paper; and Westbrook—SD Warren.
4. The following seven licensed facilities are currently shut down and are not discharging: Baileyville - Woodland Pulp (former OSB Mill), Belgrade - Pat Jackson, Inc.; LLC; Caribou - WPS New England Generation; Millinocket - Great Northern Paper Co, LLC.; Orrington - Mallinckrodt, LLC.; Phillips - DIFW; and South Bristol - South Bristol Wharf LLC.
5. The following licensed facility is currently in operation but is not discharging: Lisbon - Maine Electronics.
6. The following licensed facility has never been in operation: Belgrade - Pat Jackson.
7. The following two facilities are licensed for the discharge of treated groundwater from a groundwater remediation project: Waldoboro - Osram Sylvania; and Lisbon - Maine Electronics.
8. All land application discharges are seasonal, except for Mars Hill - Pineland Farms Potato Company, Inc., which is licensed to discharge “snowfluent” during the winter.
9. The Bath - Bath Iron Works license includes a snow dump discharge to tidewater.
10. The following six facilities are licensed as concentrated animal feeding operations (CAFOs): Clinton - Flood Brothers Inc., Rogers Farm, The Wright Place, Caverly Farms LLC; Fort Fairfield - Pineland Farms Natural Meat Inc.; and Exeter - Stonyvale Inc.
11. Westbrook - City of Westbrook School Department is licensed for subsurface and land application discharges of geo thermal bleed water.

APPENDIX B
NON-POTW Waste Discharge Licenses as of December 31, 2016
Sorted by Location
(See Key to Column Headings at the Beginning of the Appendix)

Location	Licensee	License #	Exp. Date	Type	Major	Tox	Surf	Sub	Spray	Comments	Compliance Status
Anson	Madison Paper Industries	W-008062	06/10/19	5R			X			Anson Hydro Project; 108,000 GPD non-contact cooling water	
Athens	Maine Wood Pellet Company, LLC	W-009127	06/08/20	5R			X			24,500 GPD cooling tower blowdown from wood pellet manufacturing facility.	
Auburn	Pioneer Plastics	W-007876	09/21/21	5S		X	X			Plastics manufacturer; 1.2 MGD non-contact cooling water	
Auburn	Auburn Water District	W-009100	05/31/18	5U			X			Algaecide treatment, Lake Auburn	
Augusta	Dept. of Inland Fisheries & Wildlife	W-002034	03/20/20	6F			X			Governor Hill Fish Hatchery; 1.2 MGD process water discharge	SNC
Baileyville	Woodland Pulp LLC	W-008072	03/17/19	5R			X			Woodland Hydro Project; 194,000 GPD non-contact cooling water	
Baileyville	Domtar Maine LLC	W-008073	06/10/19	5R			X			Grand Falls Hydro Project; 100,000 GPD non-contact cooling water	
Baileyville (Woodland)	Woodland Pulp, LLC	W-002766	06/02/19	5N	X	X	X			Kraft pulp and paper mill; 40 MGD process water, sanitary waste water, landfill leachate & storm water discharges; 5.6 MGD cooling & misc storm water discharge	
Baileyville (Woodland)	Woodland Pulp LLC	W-000508	06/03/18	5R			X			Stud mill and oriented strand board mill; 15 MGD non-contact cooling water; 160,000 GPD boiler blowdown, softener backwash & cooling waters	
Baldwin	Brookfield WhitePine Hydro, LLC	W-000582	07/22/18	5R			X			Hiram Hydro Project; 203,000 GPD non-contact cooling water	

APPENDIX B
NON-POTW Waste Discharge Licenses as of December 31, 2016
Sorted by Location
(See Key to Column Headings at the Beginning of the Appendix)

Location	Licensee	License #	Exp. Date	Type	Major	Tox	Surf	Sub	Spray	Comments	Compliance Status
Bath	Bath Iron Works	W-000671	07/11/21	5R			X			Ship building facility; 0.84 MGD non-contact cooling water; misc. dry dock & ship discharges; and snow dump discharge to tidewater	
Beals	Carver Shellfish Inc.	W-007803	02/04/20	5P			X			Clam processing facility; 2,000 GPD process water discharge	
Belfast	Moore's Septic	W-008259	10/03/17	5J					X	Treated wastewater from septage dewatering, spray irrigation, seasonal.	
Belfast	Penobscot McCrum LLC	W-004897	12/04/17	5O			X			Potato processing facility; 100,000 GPD process water discharge; 75,000 GPD non-contact cooling water discharge	
Belgrade	Pat Jackson Inc.	W-008019	12/03/19	5J					X	Discharge of treated septage effluent, seasonal	
Biddeford	The Mills at Pepperell LLC	W-002790	12/06/16	5R			X			Textile mill; 110,000 GPD non-contact cooling water	
Biddeford	The Maine Water Company	W-002545	10/05/20	5S			X			Drinking water treatment facility; 150,000 GPD filter backwash water discharge	
Biddeford	University of New England	W-008109	11/19/20	6F			X			Marine science and research center; 0.72 MGD treated marine lab and marine mammal rehabilitation center waste water	
Bingham	Cooke Aquaculture USA, Inc	W-007577	09/01/20	6F			X			Commercial salmon; 11.25 MGD process waste water discharge	
Brewer	R&K Mobile Home Park, LLC	W-003601	10/16/20	5J					X	Commercial trailer park; 8,500 GPD sanitary waste water discharge	
Bridgton	Winona Camps Inc.	W-006784	04/10/17	5J					X	Commercial camp ground; 10,000 GPD sanitary waste water discharge	

APPENDIX B
NON-POTW Waste Discharge Licenses as of December 31, 2016
Sorted by Location
(See Key to Column Headings at the Beginning of the Appendix)

Location	Licensee	License #	Exp. Date	Type	Major	Tox	Surf	Sub	Spray	Comments	Compliance Status
Bridgton	The Wildwood Corp. (d/b/a Camp Wildwood)	W-007708	04/05/18	5J					X	Commercial camp ground; 40,725 GPD sanitary waste water discharge	
Bridgton	Lakeside Pines Campground Inc	W-008256	03/11/21	5S					X	5,000 GPD Commercial campground, sanitary wastewater discharge	
Brunswick	Brookfield WhitePine Hydro, LLC	W-000571	07/24/18	5R			X			Brunswick Hydro Project; 586,000 GPD non-contact cooling water	
Brunswick	Brunswick-Topsham Water District	W-002631	09/11/18	5S			X			Drinking water treatment facility; 40,000 GPD filter backwash discharge	
Bucksport	Bucksport Mill, LLC	W-000598	10/15/20	5S	X		X			72.0 MGD cooling water, 2 MGD treated landfill leachate & stormwater runoff	SNC
Bucksport	Webber Tanks, Inc.	W-002566	09/02/20	5S			X			Fuel oil terminal/transfer facility; storm water discharge	
Buxton	Brookfield WhitePine Hydro, LLC	W-000578	07/22/18	5R			X			Skelton Hydro Project; 859,000 GPD non-contact cooling water	
Caribou	Merlin One, LLC	W-000638	12/01/19	5R			X			Caribou Generating Station; 31 MGD non-contact cooling water & misc. discharges	
Caribou	Loring Development Authority	W-007926	05/06/19	5S			X			Drinking water treatment facility; 8,000 GPD filter backwash discharge	
Casco	Dept. of Inland Fisheries & Wildlife	W-002038	05/02/17	6F			X			Casco Fish Hatchery; 2.9 MGD process waste water discharge	
Castine	Maine Maritime Academy	W-009148	06/07/21	5R			X			720,000 GPD non-contact cooling water from engine repair facility	
Cherryfield	Jasper Wyman & Sons	W-000645	07/07/20	5P			X		X	Blueberry processing facility; 0.1 MGD process water discharge; 0.27 MGD non-contact cooling water discharge	

APPENDIX B
NON-POTW Waste Discharge Licenses as of December 31, 2016
Sorted by Location
(See Key to Column Headings at the Beginning of the Appendix)

Location	Licensee	License #	Exp. Date	Type	Major	Tox	Surf	Sub	Spray	Comments	Compliance Status
Cherryfield	Cherryfield Foods, Inc.	W-006234	03/02/20	5P			X		X	Blueberry processing facility; 0.1 MGD process water discharge; 0.27 MGD non-contact cooling water discharge	
China	BioRenewable Fuels, Inc	W-008255	08/28/17	5O					X	Commercial process water, spray irrigation and snow making.	
Clinton	Flood Brothers Inc.	W-009024	03/03/19	5S			X			Concentrated animal feeding operations (CAFO); stormwater and process waste water	
Clinton	The Wright Place	W-009035	07/16/19	5S			X			CAFO	
Clinton	Rogers Farm	W-009036	07/21/19	5S			X			CAFO	
Clinton	Caverly Farms LLC	W-009033	10/17/19	5S			X			CAFO	
Cutler	US Navy-Naval Communication Unit	W-003318	06/10/21	5R			X			Electrical generating plant; 1.584 MGD non-contact cooling water; misc. stormwater, boiler blowdown and contact cooling water discharges	
Damariscotta	Lake Pemaquid Inc.	W-003271	10/04/18	5J					X	Commercial camp ground; 67,900 GPD sanitary waste water discharge	
Damariscotta	Town of Damariscotta	W-009007	10/12/17	5V			X			Snow dump; discharge to tidewater	
Deblois	Jasper Wyman & Sons	W-007847	04/20/17	5P			X		X	Blueberry processing facility; 148,000 GPD process water and storm water discharges	
Denmark	Wyonegonic Camps	W-007602	04/10/17	5J					X	Commercial camp ground; 7000 GPD sanitary waste water discharge	
Dover-Foxcroft	Dover-Foxcroft Water District	W-007330	04/12/18	5S			X			Drinking water treatment facility; 15,000 GPD filter backwash discharge	
Dover-Foxcroft	Mayo Mills Holdings, LLC	W-009133	09/11/20	5S			X			24,000 GPD geothermal bleed water, 24,000 GPD artesian well flow relief	

APPENDIX B
NON-POTW Waste Discharge Licenses as of December 31, 2016
Sorted by Location
(See Key to Column Headings at the Beginning of the Appendix)

Location	Licensee	License #	Exp. Date	Type	Major	Tox	Surf	Sub	Spray	Comments	Compliance Status
East Machias	Cooke Aquaculture USA, Inc	W-007149	11/13/20	6F			X			Commercial salmonid hatchery (Gardiner Lake); 10.08 MGD process water discharge	
East Machias	Downeast Salmon Federation, EMARC	W-009088	05/16/17	6F			X			Fin Fish Hatchery & Fish rearing facility	
East Millinocket	Great Lakes Hydro America, LLC	W-008076	12/19/18	5R			X			East Millinocket Hydro Project; 30,240 GPD non-contact cooling water	
East Millinocket	Great Lakes Hydro America, LLC	W-008077	12/19/18	5R			X			Dolby Hydro Project; 364,320 GPD non-contact cooling water	
Eliot	Autowash Inc.	W-008225	1/3/22	5S				X		Commercial car wash	
Ellsworth	Patten Pond KOA	W-003294	03/21/17	5J					X	Commercial camp ground; 15,000 GPD sanitary waste water discharge	
Ellsworth	Black Bear Hydro Partners LLC	W-008065	6/10/19	5R			X			Ellsworth Hydro Project; 200,160 GPD non-contact cooling water	
Ellsworth	Green Lake National Fish Hatchery	W-000721	08/03/20	6F			X			Federal salmonid hatchery; 19.4 MGD process water discharge	
Embden	Brookfield WhitePine Hydro, LLC	W-000574	07/24/18	5R			X			Williams Hydro Project; 504,000 GPD non-contact cooling water	
Embden	Dept. of Inland Fisheries & Wildlife	W-002029	07/06/16	6F			X			Ela Fish Rearing Station; 4.75 MGD process water discharge	SNC
Enfield	Bangor-Pacific Hydro Associates	W-007529	06/10/19	5R			X			West Enfield Hydro Project; 403,200 GPD non-contact cooling water	
Enfield	Covanta Maine LLC	W-006116	10/14/15	5S			X			Wood fired generating facility; 150,000 GPD cooling tower blowdown water; 36,000 GPD filter backwash water; 1,000 GPD building drain water, sump water & stormwater discharges	

APPENDIX B
NON-POTW Waste Discharge Licenses as of December 31, 2016
Sorted by Location
(See Key to Column Headings at the Beginning of the Appendix)

Location	Licensee	License #	Exp. Date	Type	Major	Tox	Surf	Sub	Spray	Comments	Compliance Status
Enfield	Dept. of Inland Fisheries & Wildlife	W-002032	12/05/16	6F			X			Cobb State Fish Hatchery; 4.75 MGD process water discharge	
Eustis	KEI (Maine) Power Mgmt LLC	W-008080	03/12/19	5R			X			Eustis Hydro Project; 7,200 GPD non-contact cooling water	
Exeter	Stonyvale Inc	W-009034	07/16/19	5S			X			CAFO	
Fairfield	S. D. Warren-Somerset Plant	W-000385	12/04/20	5N	X	X	X			Kraft pulp and paper mill; 46.5 MGD discharge of process water, sanitary waste water, non-contact cooling water, treated landfill leachate water, and treated residuals storage pad leachate water	
Fort Fairfield	Tri-Community Recycling & Sanitary Landfill	W-008246	06/05/17	5J					X	750,000 GPY discharge from septage dewatering operation, seasonal	
Fort Fairfield	ReEnergy Fort Fairfield, LLC	W-007365	06/09/21	5S			X			Wood fired generating facility; 68,160 GPD non-contact cooling water, boiler blowdown water, water treatment & ion exchange backwash water	
Fort Fairfield	Pineland Farms Natural Meats Inc	W-009002	12/19/18	5S			X			Concentrated animal feeding operation (CAFO); stormwater & process waste water	
Franklin	Franklin Processing, Inc	W-007755	03/02/20	5P					X	Blueberry processing facility; process water discharge	
Franklin	University of Maine—CCAR	W-007642	05/10/21	6F			X			Aquaculture research facility; 1.27 MGD process water discharge	
Frenchville	Mtn. Springs Trout Farm	W-008125	09/21/20	6F			X			Fish hatchery; 0.65 MGD process water discharge	
Fryeburg	Maine Pure	W-008254	12/09/20	5S				X		1,500 GPD treated bottle wash water	
Gardiner	KEI (Maine) Power Mgmt LLC	W-008081	03/06/19	5R			X			American Tissue Hydro Project; 7,200 GPD non-contact cooling water	

APPENDIX B
NON-POTW Waste Discharge Licenses as of December 31, 2016
Sorted by Location
(See Key to Column Headings at the Beginning of the Appendix)

Location	Licensee	License #	Exp. Date	Type	Major	Tox	Surf	Sub	Spray	Comments	Compliance Status
Gardiner	Gardiner Water District	W-000953	04/17/18	5S			X			Drinking water treatment facility; 20,000 GPD filter backwash discharge	
Gouldsboro	Maine Fair Trade Lobster, LLC	W-000791	06/14/18	5P			X			Lobster processing facility; 272,000 GPD process water discharge	EL
Gouldsboro	Palom Aquaculture	W-009080	05/09/18	6F			X			Atlantic Salmon fish rearing facility, 8.5 MGD, Sand Cove, Prospect Harbor	
Grand Lake Stream Plt.	Dept. of Inland Fisheries & Wildlife	W-002037	08/06/19	6F			X			Grand Lake Stream Fish Hatchery; 2.9 MGD process water discharge	
Gray	Pineland Farms Potato Company Inc	W-008262	12/17/18	5S					X	Untreated creamery process wastewater, spray/snow irrigation	
Gray	Dept. of Inland Fisheries & Wildlife	W-002031	02/10/17	6F			X			Dry Mills Fish Hatchery; 1.92 MGD process water discharge	SNC
Hampden	Cold Brook Energy	W-000563	10/05/21	5S			X			Fuel oil terminal/transfer facility; storm water discharge	
Hancock	Hancock Foods	W-003145	03/02/20	5P			X		X	Blueberry processing facility; 0.025 MGD process water discharge	
Hancock	Merrill Blueberry Farms	W-007792	05/13/20	5P					X	Blueberry processing facility; 72,000 GPD process water discharge	
Hancock	Eastern Maine Mussel Corp	W-009031	04/10/19	5P				X		Mussel processing facility; 24,500 GPD process waste water	
Harrison	Roderick Dyer	W-008124	04/02/17	5J					X	1800 GPD treated septage leachate discharge, year-round	
Hartland	Tasman Leather Group LLC	W-001915	06/03/19	5R			X			Leather tanning facility; 500,000 GPD non-contact cooling water	
Hermon	Hermon MHP, LLC	W-007690	04/02/18	5J					X	Commercial trailer park; 4,500 GPD sanitary waste water discharge	
Hermon	Hermon Car Wash	W-008234	06/02/21	5S					X	Commercial car wash; 1,000 GPD wash water discharge	

APPENDIX B
NON-POTW Waste Discharge Licenses as of December 31, 2016
Sorted by Location
(See Key to Column Headings at the Beginning of the Appendix)

Location	Licensee	License #	Exp. Date	Type	Major	Tox	Surf	Sub	Spray	Comments	Compliance Status
Hollis	Brookfield WhitePine Hydro, LLC	W-000581	07/22/18	5R			X			Bar Mills Hydro Project; 67,000 GPD non-contact cooling water	
Hollis	Nestle Water North America Inc	W-008248	07/17/18	5S					X	Water bottling facility; 981,000 GPW process water, boiler blowdown water & chiller/cooler water	
Hollis	Pierce Associates Inc.	W-008127	06/17/20	6F			X			Commercial fish hatchery; 1.5 MGD process waste water	
Houlton	Tate & Lyle Ingredients Americans Inc.	W-000940	12/20/18	5N		X	X		X	Starch processing facility; 0.04 MGD process water discharge; 0.05 MGD non-contact cooling water discharge	
Howland	Penobscot River Restoration Trust	W-008064	07/08/19	5R			X			Howland Hydro Project; 1,440 GPD non-contact cooling water	
Indian Stream Twp.	Brookfield WhitePine Hydro, LLC	W-000572	07/24/18	5R			X			Indian Pond Hydro Project; 3.89 MGD non-contact cooling water	
Jay	Verso Androscoggin LLC	W-000623	12/20/17	5N	X	X	X			Kraft pulp and paper mill; 51 MGD discharge of process water, sanitary waste water, contact and non-contact cooling waters, landfill leachate, and stormwater	
Jonesboro	Maine Wild Blueberry Co.	W-008236	06/01/21	5P					X	Blueberry processing facility; process water discharge	
Jonesport	Moosabec Mussels, Inc.	W-008152	09/11/18	5P			X			Shellfish processing facility; 32,000 GPD process water discharge	
Kenduskeag	Cram Properties LLC	W-003618	11/04/18	5J					X	Commercial mobile home park; 8700 GPD sanitary waste water discharge	
Kingfield	Town of Kingfield (Nestle)	W-008249	06/03/18	5S				X		Drinking water bottling facility; 50,000 GPD process waste water, plus boiler blowdown and non-contact cooling waters	

APPENDIX B
NON-POTW Waste Discharge Licenses as of December 31, 2016
Sorted by Location
(See Key to Column Headings at the Beginning of the Appendix)

Location	Licensee	License #	Exp. Date	Type	Major	Tox	Surf	Sub	Spray	Comments	Compliance Status
Kittery	Portsmouth Naval Shipyard	W-003445	07/11/21	5R			X			Submarine repair & overhaul facility; 33 MGD non-contact condenser & compressor cooling water; misc. dry dock dewatering water & stormwater discharges	
Lewiston	Brookfield WhitePine Hydro, LLC	W-007658	07/22/18	5R			X			Lewiston Falls Hydro Project; 700,000 GPD non-contact cooling water	
Limerick	Ledgemere Hydro, LLC	W-008059	02/06/19	5R			X			Ledgemere Hydro Project; 22,320 GPD non-contact cooling water	
Lincolnville	Hobo, LLC d/b/a Cellar Door Winery, Inc	W-008264	09/19/21	5S				X		2,000 GPD process wastewater from winery to three sub-surface disposal systems	
Lincoln Pt.	Aziscohos Reservoir Company	W-007582	03/17/19	5R			X			Aziscohos Hydro Project; 270,000 GPD non-contact cooling water	
Lisbon	Miller Hydro Group	W-007590	06/10/19	5R			X			Worumbo Hydro Project; 1.015 MGD non-contact cooling water	
Lisbon	Maine Electronics Inc.	W-007759	07/13/20	5S		X	X			Decommissioned circuit board manufacturing facility; 79,000 GPD discharge from DEP-approved GW remediation project	
Livermore Falls	Verso Androscoggin LLC	W-008067	02/07/19	5R			X			Otis Hydro Project; 14,400 GPD non-contact cooling water	
Livermore Falls	ReEnergy Livermore Falls LLC	W-007705	07/06/21	5S			X			Wood fired generation facility; 175,000 GPD cooling tower blowdown water and misc. process water & stormwater discharges	
Machias	Maine Wild Blueberry Co	W-008253	12/04/20	5P					X	Spray irrigation, blueberry processing facility	

APPENDIX B
NON-POTW Waste Discharge Licenses as of December 31, 2016
Sorted by Location
(See Key to Column Headings at the Beginning of the Appendix)

Location	Licensee	License #	Exp. Date	Type	Major	Tox	Surf	Sub	Spray	Comments	Compliance Status
Machias	Maine Wild Blueberry Co.	W-006137	03/15/21	5R			X			Blueberry processing facility; 70,000 GPD non-contact cooling water	
Machiasport	True North Maine Inc.	W-007951	12/04/17	5P			X			Salmon processing facility; 0.021 MGD process water discharge	
Madawaska	Twin Rivers LLC	W-002727	03/17/20	5N	X	X	X			Pulp and paper mill; 15 MGD discharge of process water, landfill leachate water, non-contact cooling water, filter backwash water, and stormwater	
Madison	Madison Paper Industries	W-008063	06/10/19	5R			X			Abenaki Hydro Project; 155,000 GPD non-contact cooling water	
Madison	Madison Paper Industries	W-002006	06/15/21	5S			X			Pulp & paper mill; 10.8 MGD vacuum seal and non-contact cooling water; 2.0 filter backwash discharge	
Mars Hill	J&D McCrum Farm	W-008230	08/19/21	5P					X	Potato processing facility; process waste water discharge	
Mars Hill	Pineland Farms Potato Co. Inc.	W-007949	12/01/19	5P					X	Potato processing facility; process waste water discharge	
Masardis	Algonquin Northern Maine GenCo	W-008069	12/01/19	5R			X			Squa Pan Hydro Project; 4,800 GPD non-contact cooling water	
Mattawamkeag	Great Lakes Hydro America, LLC	W-008075	12/19/18	5R			X			Mattaceunk Hydro Project; 144,000 GPD non-contact cooling water	
Mexico	Town of Mexico	W-009029	02/04/20	5V				X		Snow dump; discharge to mapped sand and gravel aquifer	
Milbridge	Lawrence Ray Fishing Industries	W-007894	05/21/17	5P			X			Sea cucumber processing facility; 15,000 GPD process water	
Milford	Black Bear Hydro Partners LLC	W-002570	03/12/19	5R			X			Milford Hydro Project; 18,000 GPD non-contact cooling water	

APPENDIX B
NON-POTW Waste Discharge Licenses as of December 31, 2016
Sorted by Location
(See Key to Column Headings at the Beginning of the Appendix)

Location	Licensee	License #	Exp. Date	Type	Major	Tox	Surf	Sub	Spray	Comments	Compliance Status
Millinocket	Great Northern Paper Co., LLC	W-002227	05/26/16	5N	X	X	X			Pulp and paper mill; 43 MGD process water discharge; 85 MGD non-contact condenser cooling water discharge; 15 MGD bearing and pump cooling water discharge; misc. stormwater discharge	
Millinocket	Great lakes Hydro America, LLC	W-009101	7/16/18	5R			X			Millinocket Hydro station, 22,000 GPD non-contact cooling water and stormwater run off	
Monmouth	Tex-Tech Industries	W-000631	09/03/19	5R			X			Textile mill; 85,000 GPD non-contact cooling water	
Moosehead Jct. Twp.	Aqua Maine Inc.	W-008087	01/20/20	5S				X		Drinking water treatment facility; 2,500 GPD filter backwash discharge	
Moscow	Brookfield WhitePine Hydro, LLC	W-000573	07/24/18	5R			X			Wyman Hydro Project; 573,000 GPD non-contact cooling water	
Mount Vernon	Coastal Camps Inc (d/b/a Camp Laurel)	W-003269	11/02/17	5J					X	Commercial camp ground; 15,000 GPD sanitary waste water discharge	
Nashville Plantation	Irving Forest Products Inc	W-008263	05/22/19	5S				X	X	8K GPD subsurface boiler blowdown; 271,500 GPW hot pond water, floor drain and/or boiler blowdown	
New Gloucester	Dept. of Inland Fisheries & Wildlife	W-002030	11/06/19	6F			X			New Gloucester Fish Rearing Ponds; 3.0 MGD process water discharge	SNC
New Gloucester	Greenstone Precast, LLC d/b/a Durastone	W-008265	12/01/20 21	5S				X		300 GPD Commercial stone wash water	
New Sharon	Lane Road Construction	W-009012	04/10/18	5J					X	15,000 GPD septage dewatering spray irrigation	
New Sharon	New Sharon Water District	W-007693	04/03/19	5S			X			Drinking water treatment facility; 6,000 GPD filter backwash discharge	

APPENDIX B
NON-POTW Waste Discharge Licenses as of December 31, 2016
Sorted by Location
(See Key to Column Headings at the Beginning of the Appendix)

Location	Licensee	License #	Exp. Date	Type	Major	Tox	Surf	Sub	Spray	Comments	Compliance Status
Newport	RSU 19, Nokomis Regional High School	W-007162	07/17/18	5J					X	33,000 GPD sanitary wastewater spray irrigation	
North Berwick	United Technologies/Pratt & Whitney	W-002749	12/04/17	5N		X	X			Jet engine parts manufacturer; 50,000 GPD process water discharge	
North Haven	Town of North Haven	W-008142	08/02/17	5S			X			Drinking water treatment facility; 2000 GPD filter backwash discharge	
Oakland	Messalonskee Stream Hydro LLC	W-000585	06/10/19	5R			X			Oakland (M2) Hydro Project; 48,000 GPD non-contact cooling water	
Oakland	Messalonskee Stream Hydro LLC	W-000577	06/10/19	5R			X			Rice Rips (M3) Hydro Project; 26,900 GPD non-contact cooling water	
Old Town	MFGR, LLC	W-002226	10/12/21	5O	X	X	X			Kraft pulp and paper mill; 24.4 MGD discharge of process water and treated landfill leachate water; non-contact cooling water, misc. filter backwash and hydro station cooling water discharges	
Old Town	Old Town Community Pool	W-009097	12/04/17	5S			X			3,500 gallons, intermittent discharge (every 60 days) non-process filter backwash	
Old Town	Old Town Water District	W-007706	10/19/20	5S			X			Drinking water treatment facility; 95,000 GPD filter backwash discharge	
Orland	G.M. Allen & Sons, Inc	W-007791	05/13/20	5P					X	Blueberry processing facility; 67,880 GPA process water discharge	
Orland	Craig Brook Nat'l Hatchery	W-001285	02/02/15	6F			X			Federal salmonid hatchery; 3.5 MGD process water discharge	
Orono	Orono-Veazie Water District	W-007954	04/09/20	5S			X			Drinking water treatment facility; 92,000 GPD filter backwash discharge	
Orrington	Mallinckrodt	W-001048	07/03/18	5N			X			Chlorine manufacturing facility; 0.15 MGD process water discharge	

APPENDIX B
NON-POTW Waste Discharge Licenses as of December 31, 2016
Sorted by Location
(See Key to Column Headings at the Beginning of the Appendix)

Location	Licensee	License #	Exp. Date	Type	Major	Tox	Surf	Sub	Spray	Comments	Compliance Status
Orrington	Penobscot Energy Recovery Co.	W-006893	09/17/19	5O			X			Refuse fired generating facility; 22,500 GPD non-contact cooling water; boiler blowdown water, misc. process waters	
Oxford	MGA Cast Stone Inc	W-008258	01/05/21	5S				X		Treated concrete block wash water	
Palermo	Dept. of Inland Fisheries & Wildlife	W-002035	12/20/16	6F			X			Palermo Fish Rearing Station; 4.75 MGD process water discharge	
Parsonsfield (Kezar Falls)	Kezar Falls Hydro LLC	W-008060	02/03/19	5R			X			Kezar Falls Hydro Project; 22,320 GPD non-contact cooling water	
Perry	Passamaquoddy Water District	W-007568	07/07/20	5S			X			Drinking water treatment facility; 45,000 GPD filter backwash discharge	
Phillips	Dept. of Inland Fisheries & Wildlife	W-002036	05/04/20	6F			X			Phillips Fish Rearing Station; 0.36 MGD process water discharge	
Pierce Pond Township	Nestle Waters, N.A., Inc	W-000905	09/06/21	6F			X			Dead River Hatchery, commercial fish hatchery and rearing station; 1.5 MGD process water discharge	
Plymouth	Soil Preparation, Inc.	W-007882	05/06/19	5J					X	Septage dewatering and composting facility; 20,000 GPD discharge, seasonal	SNC
Portland	I.S.F. Trading Company	W-007808	02/06/20	5P			X			Sea urchin and shrimp processing facility; 23,000 GPD process water discharge	
Portland	Fresh Atlantic USA	W-009008	06/05/17	5P			X			Sea urchin processing facility; 12,100 GPD process water discharge	
Portland	B&G Foods of North America	W-000980	10/17/19	5R			X			Baked bean processing facility; 460,000 GPD non-contact cooling water	
Presque Isle	Eugene & Heidi Knight (d/b/a Golden Gate Park)	W-008159	08/07/18	5J					X	Commercial mobile home park; 44,000 GPD sanitary waste water discharge	

APPENDIX B
NON-POTW Waste Discharge Licenses as of December 31, 2016
Sorted by Location
(See Key to Column Headings at the Beginning of the Appendix)

Location	Licensee	License #	Exp. Date	Type	Major	Tox	Surf	Sub	Spray	Comments	Compliance Status
Presque Isle	McCain Foods USA, Inc.	W-008085	06/02/20	5N		X	X			Potato processing facility; 4.0 MGD process water and sanitary waste water	
Presque Isle	Presque Isle Water District	W-002618	10/17/19	5S			X			Drinking water treatment facility; 180,000 GPD filter backwash discharge	
Rangeley	Cooke Aquaculture USA, Inc	W-004701	10/20/20	6F			X			Commercial salmon hatchery; 12 MGD process water discharge	
Raymond	Auto Bath	W-008260	04/09/18	5S				X	X	Car wash, 12,500 GPD, seasonal spray irrigation	
Rockland	FMC Biopolymer	W-001999	12/04/17	5R			X			Carageenan manufacturing facility; 12.1 MGD contact and non-contact cooling water discharge	
Rockland	Dragon Products Co. LLC	W-009025	07/08/18	5R			X			Cement transfer terminal; 113,000 GPD non-contact cooling water and treated condensate water discharge	
Rumford	Rumford Paper Company	W-000955	12/20/17	5N	X	X	X			Kraft pulp and paper mill (formerly Boise Cascade); 34 MGD process water & landfill leachate water discharge; 47 MGD non-contact cooling water discharge	
Rumford	Rumford Falls Hydro LLC	W-008083	03/12/19	5R			X			Rumford Falls Hydro Project; 145,000 GPD non-contact cooling water	
Saco	Brookfield WhitePine Hydro, LLC	W-000584	07/22/18	5R			X			Cataract Hydro Project; 196,000 GPD non-contact cooling water	
Sanford	Evonik LLC	W-001914	11/02/20	5R			X			Plastics manufacturing facility; 300,000 GPD non-contact cooling water	
Scarborough	Bayley's Quality Seafood	W-000990	12/04/17	5P			X			Shellfish processing facility; 63.525 GPD seafood processing waste water discharge	

APPENDIX B
NON-POTW Waste Discharge Licenses as of December 31, 2016
Sorted by Location
(See Key to Column Headings at the Beginning of the Appendix)

Location	Licensee	License #	Exp. Date	Type	Major	Tox	Surf	Sub	Spray	Comments	Compliance Status
Searsport	Irving Oil Terminals, Inc.	W-001373	04/07/20	5S			X			Fuel oil terminal/transfer facility; storm water discharge	
Searsport	Irving Oil Terminals, Inc.	W-000942	04/07/20	5S			X			Fuel oil terminal/transfer facility; storm water discharge	
Searsport	C.H. Sprague & Son, Inc.	W-002564	04/08/20	5S			X			Fuel oil terminal/transfer facility; storm water discharge	
Searsport	GAC Chemical Corporation	W-002530	02/02/21	5S			X			Industrial chemical manufacturer (formerly General Alum); 124,000 GPD non-contact cooling water, process water, and storm water discharges	
Skowhegan	Brookfield WhitePine Hydro, LLC	W-000583	07/24/18	5R			X			Weston Hydro Project; 576,000 GPD non-contact cooling water	
Smithfield	Camp Matoaka, Inc.	W-006097	12/03/20	5J					X	Commercial summer camp; 18,000 GPD sanitary waste water discharge	
South Portland	Global Companies, LLC	W-002565	06/14/21	5S			X			Fuel oil terminal/transfer facility; storm water discharge	
South Portland	Sprague Energy Corp.	W-000886	05/07/17	5S			X			Fuel oil terminal/transfer facility; storm water discharge	
South Portland	Clean Harbors Environmental Services, Co.	W-000647	03/03/19	5S			X			Fuel oil terminal/transfer facility; storm water discharge	
South Portland	South Portland Terminal LLC	W-002653	04/10/19	5S			X			Fuel oil terminal/transfer facility; storm water discharge and treated tank bottom discharge water	
South Portland	Citgo Petroleum Corp.	W-000637	08/18/19	5S			X			Fuel oil terminal/transfer facility; storm water discharge	
South Portland	Portland Pipeline Corporation	W-002651	12/15/19	5S			X			Fuel oil terminal/transfer facility; storm water discharge	
South Portland	Gulf Oil Limited Partnership	W-000737	12/18/19	5S			X			Fuel oil terminal/transfer facility; storm water discharge	

APPENDIX B
NON-POTW Waste Discharge Licenses as of December 31, 2016
Sorted by Location
(See Key to Column Headings at the Beginning of the Appendix)

Location	Licensee	License #	Exp. Date	Type	Major	Tox	Surf	Sub	Spray	Comments	Compliance Status
St. George	Sea Hag Seafood, Inc	W-009091	10/03/17	5P			X			Seafood processing facility. 15,000 GPD treated process wastewater & wash down water. 312,000 GPD non-contact cooling water.	
T3 Indian Purchase	Great Lakes Hydro America, LLC	W-008078	12/20/18	5R			X			North Twin Hydro Project; 36,000 GPD non-contact cooling water	
T3 R11	Great Lakes Hydro America, LLC	W-008079	12/19/18	5R			X			Ripogenus Hydro Project; 691,200 GPD non-contact cooling water	
Taunton & Raynham Twp.	Brassua Hydro Lmtd Prtnrshp	W-008054	12/03/18	5R			X			Brassua Hydro Project; 14,400 GPD non-contact cooling water	
Topsham	Topsham Hydro Partners	W-008058	03/06/19	5R			X			Pejepscot Hydro Project; 349,920 GPD non-contact cooling water	
Topsham	Brunswick-Topsham Water District	W-008261	08/05/18	5S			X			80,000 GPD filter backwash from infiltration lagoon	
Trenton	Acadia Aqua Farms, LLC	W-009126	06/18/20	5P			X			2 MGD clean up water from mussel processing facility	
Turner	Hillandale Farms Conn, LLC	W-008094	11/16/21	5O					X	Commercial egg production facility; 19,500 GPD egg wash water and sanitary waste water discharge	
Veazie	Casco Bay Energy Co., L.C.C.	W-008016	08/02/21	5O			X			Combined cycle natural gas-fired generating facility; 1.96 MGD filter backwash water, demineralization water, cooling tower blowdown water, and boiler blowdown water	
Waldoboro	LEDVANCE, LLC	W-000714	09/07/21	5S			X			Light bulb filament manufacturing facility; 10,000 GPD treated groundwater discharge	

APPENDIX B
NON-POTW Waste Discharge Licenses as of December 31, 2016
Sorted by Location
(See Key to Column Headings at the Beginning of the Appendix)

Location	Licensee	License #	Exp. Date	Type	Major	Tox	Surf	Sub	Spray	Comments	Compliance Status
Warren	Aqua Maine Inc.	W-008214	04/01/21	5S				X		Drinking water treatment facility; 6,000 GPD filter backwash discharge	
Waterboro	Waterways, Inc.	W-008129	04/16/20	5S				X		Commercial car wash facility; 2,500 GPD wash water discharge	
Waterville	Maine Central Railroad	W-006634	06/10/16	5O			X			Railroad locomotive and railcar repair facility; 144,000 GPD process waste water & storm water discharges	
Waterville	Huhtamaki, Inc	W-009105	11/06/18	5R			X			1.5 MGD non-contact cooling water and unspecified amount of stormwater	
Westbrook	S.D. Warren	W-002224	06/03/18	5N	X	X	X			Paper mill; 10 MGD process water discharge; 2.5 MGD filter backwash water discharge; 12 MGD non-contact cooling water discharge	
Westbrook	City of Westbrook School Dept.	W-008247	11/04/18	5S				X	X	School; 16,000 GPD geothermal “bleed water” discharge	
Winslow	Hydro Kennebec LLC	W-007579	06/11/19	5R			X			Hydro Kennebec Project; 250,000 GPD non-contact cooling water	
Winthrop	Hillandale Farms Conn, LLC	W-008103	12/03/20	5P					X	Commercial egg production facility; 3,000 GPD egg wash and sanitary waste water discharge	
Woolwich	Bath Water District	W-008140	04/18/17	5S			X			Drinking water treatment facility; 283,000 GPD filter backwash discharge	
Yarmouth	FPL Energy Wyman LLC	W-000634	06/17/13	5R	X	X	X			W.F. Wyman Station generating facility; 530 MGD non-contact cooling water; 5.0 MGD intake backwash water; 8.4 MGD boiler blowdown, ash transport, and ash hopper seal waters, regeneration water, and misc. floor drain and stormwater discharges	
York	The Goldenrod	W-002862	11/02/20	5R			X			Restaurant & candy factory; 20,000 GPD non-contact cooling water discharge	

APPENDIX B
NON-POTW Waste Discharge Licenses as of December 31, 2016
Sorted by Location
(See Key to Column Headings at the Beginning of the Appendix)

Location	Licensee	License #	Exp. Date	Type	Major	Tox	Surf	Sub	Spray	Comments	Compliance Status
York	York Water District	W-009119	10/21/19	5U			X			Algaecide application, Chase's Pond	
		LICENSES	MEPDES	TYPE	MAJ	TOX	SURF	SUB	SPRAY	COMMENTS	COMPLIANCE STATUS
TOTALS		198	151	---	10	14	151	16	38		EL =1, SNC = 6

Does not include the following:

- Atlantic Salmon Aquaculture facilities licensed under General Permit #MEG130000 – see Appendix C
- Antifouling Paint Contaminated Vessel Wash Water facilities licensed under General Permit #MEG170000 – see Appendix D
- Aquatic Pesticide Discharges licensed under General Permit #MEG140000 – see Appendix E
- Application of Piscicides discharges licensed under General Permit #MEG180000 – see Appendix F
- Aquatic Herbicide Discharges licensed under General Permit #MEG150000 – see Appendix G
- Discharges of Pesticides to Surface Waters under General Permit #MEG230000 – see Appendix H
- Discharges of Waste Snow to Ground Waters under General Permit #MEG220000 – see Appendix I
- Discharges of Waste Snow to Surface Waters under General Permit #MEG210000 – see Appendix J

APPENDIX C

Atlantic Salmon Aquaculture Facilities Approved Under General Permit MEG130000 As of December 31, 2016 Sorted by Location

LICENSEE	LOCATION	LICENSE #	MEPDES #	DATE APPROVED	TYPE	NOTES
Cooke Aquaculture USA, Inc.	Beals	W-009116	MEG130029	6/13/14	6H	Sand Cove site
Cooke Aquaculture USA, Inc.	Beals	W-009117	MEG130030	6/13/14	6H	Spectacle Island site
Cooke Aquaculture USA, Inc.	Cutler	W-008228	MEG130017	5/30/14	6H	Cutler West site
Cooke Aquaculture USA, Inc.	Cutler	W-009112	MEG130025	5/30/14	6H	Cross Island site
Cooke Aquaculture USA, Inc.	Cutler	W-009114	MEG130027	5/30/14	6H	Cross Island North site
Cooke Aquaculture USA, Inc.	Eastport	W-009040	MEG130018	5/30/14	6H	Deep Cove site
Cooke Aquaculture USA, Inc.	Eastport	W-009115	MEG130028	5/30/14	6H	Broad Cove
Cooke Aquaculture USA, Inc.	Frenchboro	W-009065	MEG130023	5/30/14	6H	Black Island South
Cooke Aquaculture USA, Inc.	Frenchboro	W-009113	MEG130026	5/30/14	6H	Black Island
Cooke Aquaculture USA, Inc.	Jonesport	W-009147	MEG120032	4/11/16	6H	Calf Island
Cooke Aquaculture USA, Inc.	Lubec	W-009042	MEG130020	5/30/14	6H	South Bay site
Cooke Aquaculture USA, Inc.	Machiasport	W-008165	MEG130001	6/13/14	6H	Starboard Island site
Cooke Aquaculture USA, Inc.	Perry	W-009128	MEG120031	3/3/15	6H	Birch Point site
Cooke Aquaculture USA, Inc.	Swans Island	W-009066	MEG130024	5/30/14	6H	Scrag Island

NUMBER OF FACILITIES = 14

NOTE: General Permit MEG130000/W009020 expires on April 10, 2019.

APPENDIX D

Antifouling Paint Contaminated Vessel Wash Water
Approved Under General Permit MEG170000
As of December 31, 2016
Sorted by Location

LICENSEE	LOCATION	LICENSE #	MEPDES #	DATE APPROVED	TYPE	NOTES
Seal Cove Boatyard Inc.	Brooksville	W-009124	MEG170006	12/15/2014	5Y	
Port Harbor Marine	South Portland	W-009123	MEG170008	12/15/2014	5Y	
Morris Yacht Inc	Tremont	W-009131	MEG170002	4/16/2015	5Y	
Morris Yacht Inc	Mt. Desert	W-009130	MEG170003	4/16/2015	5Y	

NUMBER OF FACILITIES = 4

NOTE: GENERAL PERMIT MEG170000/W009046 EXPIRES ON OCTOBER 14, 2019.

APPENDIX E

Aquatic Pesticide Application For Control of Mosquitos Approved Under General Permit MEG140000 As of December 31, 2016 Sorted by Location

LICENSEE	LOCATION	LICENSE #	MEPDES #	DATE APPROVED	TYPE	NOTES
TOWN OF KITTERY	KITTERY	W-009021	MEG140002	04/25/2016	5Y	PERMIT FOR TREATMENT OF 18 FRESHWATER AND 1 SALTWATER WETLANDS QUALIFYING AS MOSQUITO BREEDING HABITAT
TOWN OF YORK	YORK	W-009014	MEG140003	04/25/2016	5Y	PERMIT FOR TREATMENT OF 12 FRESHWATER WETLANDS QUALIFYING AS MOSQUITO BREEDING HABITAT

NUMBER OF FACILITIES = 2

NOTE: GENERAL PERMIT MEG140000 EXPIRES JULY 17, 2020.

APPENDIX F

**Application of Piscicides for the Control of Invasive Fishes
Approved Under General Permit MEG180000
As of December 31, 2016
Sorted by Location**

LICENSEE	LOCATION	LICENSE #	MEPDES #	DATE APPROVED	TYPE	NOTES
MAINE DEPT IF&W ROUND POND	ALBANY TOWNSHIP	W-009134	MEG180007	7/24/16	5Y	PERMIT FOR APPLICATION OF PISCICIDES TO ROUND POND.

NUMBER OF FACILITIES = 1

NOTE: GENERAL PERMIT MEG180000 EXPIRES AUGUST 29, 2019.

APPENDIX G

Aquatic Herbicide Discharges
Approved Under General Permit MEG150000
As of December 31, 2016
Sorted by Location

LICENSEE	LOCATION	LICENSE #	MEPDES #	DATE APPROVED	TYPE	NOTES
----------	----------	-----------	----------	---------------	------	-------

NUMBER OF FACILITIES = 0

NOTE: GENERAL PERMIT MEG150000 IS CURRENTLY IN PROPOSED DRAFT STATUS.

APPENDIX H

**Discharges of Pesticides to Surface Waters
Approved Under General Permit MEG230000
As of December 31, 2016
Sorted by Location**

LICENSEE	LOCATION	LICENSE #	MEPDES #	DATE APPROVED	INSPECTOR	TYPE	NOTES
Maine DACF	Augusta	W-009136	MEG230001	03/02/15		5Y	Statewide
Irving Woodlands, LLC	Fort Kent	W-009150	MEG230002	07/21/16		5Y	Statewide

NUMBER OF FACILITIES = 2

NOTE: General Permit MEG230000 expires March 2, 2020.

APPENDIX I

**Discharges of Waste Snow to Ground Waters
Approved Under General Permit MEG220000
As of December 31, 2016
Sorted by Location**

LICENSEE	LOCATION	LICENSE #	MEPDES #	DATE APPROVED	TYPE	NOTES
Town of Dixfield	Dixfield	W-009122	MEG220001	11/4/14	5Y	Dixfield Snow Dump
Bath Iron Works Corp	Brunswick	W-009137	MEG220002	12/18/15	5Y	BIW, Brunswick

NUMBER OF FACILITIES = 2

NOTE: General Permit MEG220000 expires February 28, 2019.

APPENDIX J

Discharges of Waste Snow to Surface Waters Approved Under General Permit MEG210000 As of December 31, 2016 Sorted by Location

LICENSEE	LOCATION	LICENSE #	MEPDES #	DATE APPROVED	TYPE	NOTES
Town of Bar Harbor	Bar Harbor	W-009154	MEG210008	12/2/16	5Y	Bar Harbor Snow Dump
City of Bath	Bath	W-009144	MEG210006	2/26/16	5Y	Bath Snow Dump
Town of Boothbay Harbor	Boothbay Harbor	W-009153	MEG210007	11/21/16	5Y	Boothbay Harbor Snow Dump
Town of Camden	Camden	W-009140	MEG210005	1/25/16	5Y	Camden Snow Dump
Town of Rockland	Rockland	W-009155	MEG210009	12/13/16	5Y	Rockland Snow Dump
Town of Rockport	Rockport	W-009156	MEG210010	12/13/16	5Y	Rockport Snow Dump
Town of Sanford	Sanford	W-009125	MEG210003	11/4/14	5Y	Sanford Snow Dump
Town of Vinalhaven	Vinalhaven	W-009132	MEG210004	5/21/15	5Y	Vinalhaven Snow Dump
Town of Wiscasset	Wiscasset	W-009111	MEG210001	4/11/14	5Y	Wiscasset Snow Dump

NUMBER OF FACILITIES = 9

NOTE: General Permit MEG210000 expires February 28, 2019.

APPENDIX K

Point Source Dischargers on the Exceptions List (EL)*

Calendar Year 2016

(*SEE PAGE 7 FOR DEFINITION OF EL)

FACILITY	PARAMETER(S)	STATUS (EL)*
<p>ASHLAND</p> <p>ASHLAND WATER & SEWER DISTRICT</p>	<p>Total Suspended Solids</p> <p>ACTIONS: Facility has experienced some TSS violations due to accumulation of sludge in lagoons, algae growth in lagoons, and inflow and infiltration problems in the collection system. Department has sent an Letter of Warning. The District has scheduled a partial cleanout of lagoons in 2017 and will install a sludge drying bed to facilitate future cleanouts.</p>	
<p>BRUNSWICK</p> <p>GRAHAM ROAD LANDFILL</p>	<p>Ammonia</p> <p>ACTIONS: Brunswick landfill is subject to a category specific ammonia requirement for landfills. They are unable to meet this requirement with the current treatment lagoons. They have obtained an evaluation of a possible upgrade option and the associated estimate of the cost. Based on the high cost of the upgrade, and the remaining capacity at the facility, they are pursuing potentially closing the landfill and are in discussions with DEP about that option at this time.</p>	
<p>BUCKSPORT</p> <p>PUBLICLY OWNED TREATMENT WORKS</p>	<p>Biological Oxygen Demand Biological Oxygen Demand % Total Settleable Solids Total Settleable Solids %</p> <p>ACTIONS: Bucksport previously had a 301H waiver from EPA to provide primary treatment only. EPA has denied that waiver, and as a result, Bucksport is in the process of upgrading their current plant to provide secondary treatment. They were relicensed and required to meet secondary standards (the only legal option without a 301H waiver), which will be impossible with the current primary plant. They are under an Administrative Consent Agreement from the DEP to upgrade their plant to secondary standards and construction upgrades are scheduled for completion in the summer of 2017.</p>	

APPENDIX K

Point Source Dischargers on the Exceptions List (EL) Calendar Year 2016

FACILITY	PARAMETER(S)	STATUS (EL)*
CARIBOU CARIBOU-LIMESTONE WATER & SEWER DISTRICT	Biological Oxygen Demand % ACTIONS: Facility is experiencing very significant amount of inflow and infiltration (I&I) from sewers servicing Loring facility. Loring has been working on I&I, and has plans for a removal project planned for the summer of 2017.	
EAST MACHIAS TOWN OF EAST MACHIAS	Total Residual Chlorine (TRC) ACTIONS: Town facility has experienced a number of TRC violations at their treatment facility. Department has provided technical assistance to the Town and has made some suggestions to the Town concerning this situation. Problem has been persistent, and Department has issued a Letter of Warning for these violations.	
GOULDSBORO MAINE FAIR TRADE LOBSTER, LLC	Total Settleable Solids (TSS) Oil and Grease ACTIONS: Facility continued to experience Oil and Grease and TSS violations associated with their license limits. There is not a national standard for lobster processing, so a related standard for other seafood processing was adapted. Maine DEP is working to establish alternative criteria for lobster processing.	
LEWISTON LEWISTON-AUBURN WATER POLLUTION CONTROL AUTHORITY (LAWPCA)	Settleable Solids ACTIONS: Facility has been experiencing solids losses associated with wet weather storm events. Department has been in contact with them concerning possible changes in operation to attempt to remedy this situation. The Department has issued an Letter of Warning for this operational problem.	

APPENDIX K

Point Source Dischargers on the Exceptions List (EL) Calendar Year 2016

FACILITY	PARAMETER(S)	STATUS (EL)*
<p>WINTERPORT</p> <p>WINTERPORT SEWER DISTRICT</p>	<p>Biological Oxygen Demand Biological Oxygen Demand % Total Settleable Solids Total Settleable Solids %</p> <p>ACTIONS: Winterport previously had a 301H waiver from EPA to provide primary treatment only. EPA has denied that waiver, and as a result, Winterport is pursuing upgrading their current plant to provide secondary treatment. They were relicensed and required to meet secondary standards (the only legal option without a 301H waiver), which will be impossible with the current primary plant. They are under an Administrative Consent Agreement from the DEP to upgrade their plant to secondary standards and are actively seeking financing to enable them to execute this project.</p>	

APPENDIX L

Point Source Dischargers Significant Non-Compliance (SNC)*

Calendar Year 2016

(*SEE PAGE 7 FOR DEFINITION OF SNC)

FACILITY	PARAMETER(S)	STATUS (SNC)
AUGUSTA IF&W - GOVERNOR HILL FISH HATCHERY	Phosphorus ACTIONS: Facility experienced high phosphorus monthly average masses. Facility was upgraded in 2014 to improve solids removal, but is still experiencing phosphorus violations.	
BUCKSPORT BUCKSPORT MILL LLC	Zinc ACTIONS: This facility has experienced zinc violations in early 2016 in addition to having some problems involving late reporting of license violations. The Department has sent this facility a Notice of Violation for the violations.	
EMBDEN IF&W - ELA FISH REARING STATION	Phosphorous ACTIONS: Facility continues to violate applicable monthly phosphorus limits. Facility treatment system not built to treat discharge for phosphorus. Treatment works would need to be upgraded if phosphorus treatment was determined to be necessary.	
GRAY IF&W – DRY MILLS FISH HATCHERY	Phosphorus ACTIONS: Facility continues to violate applicable monthly phosphorus limits. Facility treatment system not built to treat discharge for phosphorus. Treatment works would need to be upgraded if phosphorus treatment was determined to be necessary.	
NEW GLOUCESTER IF&W –NEW GLOUCESTER FISH REARING PONDS	Phosphorus ACTIONS: Facility continues to violate applicable monthly phosphorus limits. Facility treatment system not built to treat discharge for phosphorus. Facility has done what they can to reduce phosphorus by using reduced phosphorus feed and developing a regime that minimizes food waste. Treatment works would need to be upgraded if phosphorus treatment was determined to be necessary.	

APPENDIX L

Point Source Dischargers Significant Non-Compliance (SNC) Calendar Year 2016

FACILITY	PARAMETER(S)	STATUS (SNC)
PRESQUE ISLE CITY OF PRESQUE ISLE ECHO LAKE	Flow	ACTIONS: Flow violations are due to excessive inflow and infiltration (I&I). The City has evaluated the problem and has scheduled a project in 2017 to reduce I&I.
PLYMOUTH SOIL PREPARATION, INC	Freeboard	ACTIONS: Facility operator had failed to maintain the required amount of freeboard in their lagoons and a failure to report that the freeboard was not maintained. DEP staff communicated numerous times concerning this violation, but violations continued. DEP has issued an Notice of Violation to the facility for the freeboard violations.

APPENDIX M

Projects Funded by the Clean Water State Revolving Loan Fund (CWSRF)
Calendar Year 2016:

PROJECT	PROJECT AMOUNT
BANGOR, CITY OF: WASTEWATER TREATMENT FACILITY UPGRADES AND SEWER SEPARATION – CSO	\$4,280,000
BIDDEFORD, CITY OF: SEWER SEPARATION – CSO	\$655,197
BROWNVILLE, TOWN OF: WASTEWATER TREATMENT FACILITY & PUMPING STATION UPGRADES, RIVER CROSSING AND SEWER REPLACEMENT	\$959,000
BRUNSWICK SEWER DISTRICT: WASTEWATER TREATMENT FACILITY UPGRADES	\$22,000,000
JAY, TOWN OF: SEWER REPLACEMENT	\$824,442
LIVERMORE, TOWN OF: SAND/SALT STORAGE FACILITY	\$400,000
MAINE FOREST SERVICE - DIRECT-LINK PROGRAM: EQUIPMENT FOR SILVICULTURE BEST MANAGEMENT PRACTICES	\$4,792,210
MOUNT DESERT, TOWN OF: PUMPING STATION UPGRADE – 2 LOANS	\$1,250,000
NEWPORT SANITARY DISTRICT: WASTEWATER TREATMENT FACILITY UPGRADES – 2 LOANS	\$1,995,000
NORWAY, TOWN OF: SEWER REPLACEMENT	\$111,840
PORTLAND WATER DISTRICT: PUMPING STATION UPGRADE	\$1,200,000
PORTLAND WATER DISTRICT: WASTEWATER TREATMENT FACILITY UPGRADE, 2 OF 3 LOANS	\$11,000,000
PITTSFIELD, TOWN OF: SEWER REPLACEMENT	\$154,000
ST. ALBANS, TOWN OF: SAND/SALT STORAGE FACILITY	\$405,300
STOW, TOWN OF: SAND/SALT STORAGE FACILITY	\$240,000
WINTERPORT WATER DISTRICT: WASTEWATER TREATMENT FACILITY LAND PURCHASE	\$32,000
TOTAL	\$50,298,989

Approximately \$45.5 million of the loans in 2016 were for new construction projects. It is estimated that over 820¹ jobs were created or sustained from the funding made available.

¹ “How Infrastructure Investments Support the U.S. Economy: Employment, Productivity and Growth” Political Economy Research Institute, January 2009, p. 25. Table 3.1 estimates 18 jobs created per \$1 million infrastructure investment

APPENDIX N

WASTEWATER FACILITIES PROJECTED UPGRADE NEEDS

Wastewater Facilities Projected Upgrade Needs

Maine's Clean Water State Revolving Fund (CWSRF) was established to maintain and improve the state's inventory of Publicly Owned Treatment Works (POTWs) in perpetuity. However, the state's wastewater infrastructure needs are greater than the fund's ability to provide affordable financing. Many communities, especially smaller, less affluent communities and districts, do not have the financial capability to borrow the sums of money needed to stop continued deterioration of sewers, pumping stations and treatment facilities. The table below lists wastewater needs. These documented needs are determined from engineering studies and capital improvement plans for municipalities and districts.

Municipality or District	Total Costs	Wastewater Treatment	Sewer Replacement or Rehabilitation	New Collector or Interceptor Sewers	Combined Sewer Overflow Correction
ANSON-MADISON WWTF	\$3,997,549		\$984,947	\$3,012,602	
AUBURN CS	\$1,145,182				\$1,145,182
BANGOR WPCF	\$28,063,366	\$5,375,766			\$22,687,600
BAR HARBOR STP	\$14,660,111		\$2,213,480		\$12,446,631
BATH WWTP	\$6,965,502				\$6,965,502
BAYVILLE WWTF	\$924,017			\$924,017	
BELFAST STP	\$5,084,254				\$5,084,254
BERWICK WPCF	\$32,872,237	\$2,021,095	\$1,400,000	\$29,451,142	
BETHEL WWTF	\$2,788,523		\$734,345	\$2,054,178	
BIDDEFORD POOL	\$248,109	\$248,109			
BIDDEFORD POOL	\$248,109	\$248,109			
BIDDEFORD WWTP	\$56,728,923				\$56,728,923
BLUE HILL WWTP	\$150,440	\$50,679	\$99,761		
BOOTHBAY HARBOR WWTF	\$3,327,424		\$2,282,101	\$1,045,323	
BOOTHBAY SEWERS	\$2,855,245			\$2,855,245	
BREWER WWTF	\$6,999,043	\$1,936,529	\$2,978,514		\$2,084,000
BRIDGTON STP					
BROWNVILLE WWTF	\$10,078,946	\$8,910,660	\$1,168,286		
BRUNSWICK STP	\$19,372,173	\$15,401,076	\$3,971,097		
BUCKSPORT WWTP	\$6,048,107	\$5,833,439	\$214,668		
CALAIS WWTF	\$10,839,517	\$3,850,000		\$3,389,517	\$3,600,000
CAMDEN WPCF	\$4,001,290	\$103,712	\$484,975	\$3,412,603	
CAPITOL ISLAND VILLAGE CORP	\$934,921			\$934,921	
CARIBOU UTILITY DISTRICT	\$6,975,088	\$339,349	\$6,635,739		
CASTINE WPCF	\$933,267		\$933,267		
CLINTON WWTF	\$1,275,114		\$1,275,114		
CORINNA WPCF	\$498,804		\$498,804		
CUMBERLAND INTERCEPTOR	\$190,602		\$190,602		
DEXTER TREATMENT PLANT	\$2,607,377	\$1,748,470	\$858,907		
DIXFIELD CS	\$544,222		\$544,222		

Municipality or District	Total Costs	Wastewater Treatment	Sewer Replacement or Rehabilitation	New Collector or Interceptor Sewers	Combined Sewer Overflow Correction
DOVER-FOXCROFT WPCF	\$1,644,863	\$209,729	\$1,416,745		\$18,389
EASTPORT WWTF	\$4,925,000	\$4,925,000			
ELIOT CS	\$9,746,965		\$4,245,125	\$5,501,840	
ELLSWORTH WWTP	\$3,298,806		\$3,298,806		
FAIRFIELD CS	\$2,870,982		\$2,410,789		\$460,193
FALMOUTH WWTF	\$6,549,703	\$851,562	\$5,698,141		
FARMINGTON WPCF	\$1,807,106	\$1,772,472	\$34,634		
FORT KENT WWTF	\$1,179,572		\$1,179,572		
FREEPORT WWTF	\$3,056,746		\$3,056,746		
GARDINER WPCF	\$4,023,653	\$2,453,670	\$459,811		\$1,110,172
GORHAM VILLAGE CS	\$205,650		\$205,650		
GREAT SALT BAY WPCF	\$459,244	\$395,049	\$64,195		
GREATER AUGUSTA UTILITY DISTRICT	\$29,651,695	\$4,534,117	\$16,034,055		\$9,083,523
GREENVILLE WWTF	\$1,496,412	\$997,608	\$498,804		
HAMPDEN CS	\$3,400,500		\$3,400,500		
HARTLAND WWTP	\$561,469	\$561,469			
HOULTON WPCF	\$1,573,806		\$604,981	\$968,825	
HULLS COVE STP	\$651,853				\$651,853
INDIAN ISLAND WWTF	\$1,787,596	\$987,622	\$799,974		
JONESPORT STP	\$10,868,213	\$2,069,324		\$8,798,889	
KENNEBEC WWTP	\$7,585,411	\$6,801,685	\$645,481		\$138,245
KENNEBUNK STP	\$9,897,041		\$2,568,094	\$7,328,947	
KENNEBUNKPORT WWTF	\$1,303,132		\$1,303,132		
KITTERY WPCF	\$10,701,476	\$5,754,845		\$4,946,631	
LEWISTON SEWER SYSTEM	\$11,953,101		\$5,000,000		\$6,953,101
LEWISTON-AUBURN WATER POLLUTION CONTROL AUTHORITY	\$11,595,000	\$4,095,000			\$7,500,000
LINCOLN WWTF	\$1,886,523		\$1,886,523		
LINCOLNVILLE SD	\$7,369,390	\$2,700,881		\$4,668,509	
LISBON WPCF	\$7,117,771		\$7,117,771		
LITTLE FALLS VILLAGE	\$30,095		\$30,095		
LIVERMORE FALLS WWTF	\$3,429,294	\$3,429,294			
MACHIAS WWTF	\$2,925,000	\$1,925,000	\$1,000,000		
MADAWASKA WWTF	\$6,016,253	\$1,675,139	\$923,955		\$3,417,159
MAPLETON STP	\$1,098,731		\$1,098,731		
MARS HILL WWTP	\$1,570,957		\$1,570,957		
MATTAWAMKEAG WWTF	\$395,816	\$395,816			
MECHANIC FALLS WWTP	\$4,576,478	\$1,820,635			\$2,755,843
MEXICO SEWER SYSTEM	\$681,413		\$681,413		
MILFORD CS	\$2,781,250				\$2,781,250
MILLINOCKET WWTF	\$14,403,946	\$4,880,284	\$9,523,662		

Municipality or District	Total Costs	Wastewater Treatment	Sewer Replacement or Rehabilitation	New Collector or Interceptor Sewers	Combined Sewer Overflow Correction
N CAPE ELIZABETH CS	\$769,797		\$769,797		
NEWPORT WWTF	\$897,848	\$798,087	\$99,761		
NORTH ANSON CS	\$302,989		\$302,989		
NORTH JAY WWTF	\$850,998		\$850,998		
NORTHEAST HARBOR STP	\$5,912,245	\$4,616,948	\$1,295,297		
NORWAY STP	\$626,917	\$120,300	\$506,617		
OAKLAND CS	\$556,373		\$556,373		
OGUNQUIT WWTF	\$10,444,850	\$8,883,873	\$1,560,977		
OLD ORCHARD BEACH WPCF	\$29,445,569	\$22,969,106	\$6,476,463		
OLD TOWN WWTF	\$13,914,076	\$638,518	\$8,939,257		\$4,336,301
ORONO WWTP	\$20,081,968		\$18,116,049	\$989,540	\$976,379
OXFORD WPCF	\$22,820,646	\$6,225,554		\$16,595,092	
PEAKS ISLAND STP	\$3,491,033	\$300,951	\$80,254	\$3,109,828	
PITTSFIELD WWTF	\$7,427,193		\$7,427,193		
PLEASANT PT WWTF	\$6,279,216		\$6,279,216		
PORTLAND EAST END WWTF	\$14,747,225	\$12,427,275	\$2,319,950		
PORTLAND PUBLIC SEWERS	\$171,296,145				\$171,296,145
PRESQUE ISLE WWTF	\$9,407,788	\$2,476,694	\$4,238,709	\$2,692,385	
PROUTS NECK WPCF	\$2,558,089			\$2,558,089	
QUODDY VILLAGE WWTF	\$855,000	\$855,000			
RANDOLPH CS	\$173,075				\$173,075
RANGELEY WWTF	\$644,005		\$644,005		
RICHMOND WWTF	\$7,228,731	\$6,848,857	\$379,874		
ROCKLAND WWTF	\$15,729,383	\$2,825,129			\$12,904,254
RUMFORD-MEXICO S F	\$4,154,722	\$4,154,722			
S. CAPE ELIZABETH WWTF	\$5,405,585	\$1,269,011	\$1,767,085		\$2,369,489
SACO WATER RESOURCE RECOVERY DIVISION	\$4,293,848	\$734,002	\$2,759,846		\$800,000
SANFORD WWTF	\$7,473,533	\$2,007,710	\$4,981,135		\$484,688
SEAL HARBOR STP	\$1,177,543		\$1,177,543		
SKOWHEGAN WWTF	\$29,674,119	\$7,224,485	\$4,256,127	\$7,948,507	\$10,245,000
SO BERWICK SEWAGE PLANT	\$186,022		\$186,022		
SOMESVILLE STP	\$3,210,637			\$3,210,637	
SOUTH PORTLAND STP	\$23,929,388	\$8,860,855	\$316,922		\$14,751,611
STOCTON SPRINGS	\$21,055,310	\$6,584,071		\$14,471,239	
STONINGTON WPCF	\$1,759,720		\$252,988	\$1,506,732	
TOPSHAM CS	\$3,311,260		\$1,153,843	\$2,157,417	
VEAZIE STP	\$1,395,326	\$150,000	\$289,000	\$956,326	
WARREN WWTF	\$296,287		\$296,287		
WASHBURN STP	\$13,666,157	\$3,666,157		\$10,000,000	
WATERVILLE SEWERAGE SYSTEM	\$192,053		\$192,053		

Municipality or District	Total Costs	Wastewater Treatment	Sewer Replacement or Rehabilitation	New Collector or Interceptor Sewers	Combined Sewer Overflow Correction
WELLS WWTF	\$1,357,731	\$1,357,731			
WESTBROOK CS	\$12,323,922				\$12,323,922
WESTBROOK WWTF	\$4,975,458	\$2,871,809	\$752,378		\$1,351,271
WINDHAM CS	\$38,110,858			\$38,110,858	
WINSLOW CS	\$737,643				\$737,643
WINTER HARBOR WWTF	\$1,404,740	\$592,343	\$812,397		
WINTERPORT WWTF	\$10,500,000	\$10,000,000			\$500,000
WINTHROP CS	\$2,024,535		\$2,024,535		
Winthrop WWTF	\$11,342,243	\$8,584,568		\$2,757,675	
WISCASSET SEWAGE TREATMENT	\$1,592,702	\$755,331	\$837,371		
WOODLAND WWTF	\$7,097,176	\$2,898,376	\$4,198,800		
YARMOUTH WWTP	\$1,228,593	\$1,228,593			
YORK WPCF	\$11,980,733	\$1,314,467	\$3,266,006	\$7,400,260	
	\$1,000,754,377	\$233,543,717	\$194,591,288	\$193,757,774	\$378,861,598

CS =	COLLECTION SYSTEM
PC =	POLLUTION CONTROL
SD =	SEWER DISTRICT
STP =	SEWAGE TREATMENT PLANT
WPCF =	WATER POLLUTION CONTROL FACILITY
WWTF =	WASTEWATER TREATMENT FACILITY
WWTP =	WASTEWATER TREATMENT PLANT

APPENDIX O

DEP Certificates of Achievement

Every year the Department presents a DEP Certificate of Achievement to professionals in the wastewater field that have done an outstanding job and made significant contributions to protecting and improving the waters of the state. The awards are presented at the Maine Water Environment Association's annual fall conference. Recipients for the last 5 years are shown below.

2016

Alan Hitchcock, Caribou Utilities District

2015

City of Biddeford

2014

Phyllis Arnold Rand - Greater Augusta Utility District
Brewer Water Pollution Control Facility

2013

Frank Martin – Ashland Water and Sewer District
Gary Howard – Scarborough Sanitary District

2012

York Sewer District

APPENDIX P

Acronyms Used in This Report

ACRONYM	TERM	DEFINITION
BOD	Biochemical Oxygen Demand	BOD is a measurement of the amount of oxygen utilized by the decomposition of organic material, over a specified time period (usually 5 days) in a wastewater sample. It is used as a measurement of the readily decomposable organic content of a wastewater.
CSO	Combined Sewer Overflow	CSOs occur during storm events when a mixture of wastewater and stormwater runoff overflows a combined sewer collection system (a system that collects sanitary wastewater and stormwater in a single pipe) before receiving treatment at a POTW. Communities that have CSOs are required to license them with the DEP, evaluate their CSO problems, and determine cost effective solutions to abate them.
CWA	Clean Water Act	A Federal Law established in 1972 to protect and improve the waters of the United States.
CWSRF	Clean Water State Revolving Loan Fund	The CWSRF provides low interest loans to municipalities and quasi-municipal corporations such as sanitary districts for construction of wastewater facilities. The CWSRF is capitalized by federal grants from EPA that require state matching funds equal to 20% of the federal grant.
DMR	Discharge Monitoring Report	A monthly report submitted to the DEP by licensed dischargers that summarizes required monitoring data.
EL	Exceptions List	EL is a compliance status criteria developed by the EPA and utilized by the DEP to track compliance. A facility is placed on the EL if a facility already in SNC (see below) qualifies for SNC again in the next quarter.
MEPDES	Maine Pollutant Discharge Elimination System Program	The MEPDES program controls water pollution by regulating point sources that discharge pollutants into waters of the state. This is a delegated program under the Clean Water Act. Nationally, this program is referred to as NPDES (see below).
NON POTW	Non-Publicly Owned Treatment Works	Non-POTWs comprise a variety of municipal, commercial, or industrial dischargers.
NPDES	National Pollutant Discharge Elimination System Program	The NPDES program controls water pollution by regulating point sources that discharge pollutants into waters of the United States.
OBD	Overboard Discharge	OBDs are treated discharges to surface waters of domestic pollutants that are not conveyed and treated in municipal or quasi-municipal treatment facilities. They are typically from residential or small commercial facilities.
POTW	Publicly Owned Treatment Works	A POTW is a municipal or quasi-municipal wastewater treatment facility that treats residential, commercial and industrial wastewater.
SNC	Significant Non Compliance	SNC is a compliance status criteria developed by the EPA and utilized by the DEP to track compliance. A facility in SNC will have had two large violations, or four of any size violations, for a given parameter in a six-month period.
TSS	Total Suspended Solids	TSS is a measure of the filterable solids present in a wastewater sample.