

MAINE STATE LEGISLATURE

The following document is provided by the
LAW AND LEGISLATIVE DIGITAL LIBRARY
at the Maine State Law and Legislative Reference Library
<http://legislature.maine.gov/lawlib>



Reproduced from electronic originals
(may include minor formatting differences from printed original)

**Report to the Joint Standing Committee on
Environment and Natural Resources
127th Legislature, First Session**

Status of Licensed Discharges

March 2015

Contact: Michael Kuhns, Director, Bureau of Land and Water Quality
Phone: 287-2827



**MAINE DEPARTMENT OF ENVIRONMENTAL PROTECTION
17 State House Station | Augusta, Maine 04330-0017
www.maine.gov/dep**

Executive Summary

The Maine Department of Environmental Protection (Department) is submitting this report to the Joint Standing Committee on the Environment and Natural Resources pursuant to 38 M.R.S.A. § 464(3)(C), which requires that “the commissioner report annually to each regular session of the Legislature on the status of licensed discharges.” Discharges of wastewater to waters of the state are required to be licensed under state and federal law to ensure protection and improvement of water quality.

This report contains the following summary information for licensed discharges:

- Type (number and types of discharges)
- Licensing (number of current and expired permits)
- Compliance (variety of compliance metrics)
- Environmental performance (variety of performance metrics)
- Enforcement (number and types of enforcement actions)
- Financial (funding needs of publicly owned treatment works (POTWs))

Licensed discharges include sources such as POTWs and commercial and industrial dischargers (Non-POTWs). POTWs are municipal or quasi-municipal wastewater treatment facilities that treat residential, commercial and industrial wastewater. Non-POTWs comprise a variety of municipal, commercial, or industrial dischargers. For the purposes of this report, licensed discharges from these sources are referred to as point source dischargers.

Licensed discharges also include sources such as small commercial and residential overboard discharges (OBDs). OBDs are treated discharges to surface waters of domestic pollutants that are not conveyed and treated in municipal or quasi-municipal treatment facilities. OBDs are summarized separately in this report at Section VII.

Licensed discharges also include certain types of point source stormwater discharges from municipal, governmental, industrial and commercial entities. Point source stormwater discharges are summarized separately in this report at Section VIII.

In 2014, positive trends continued to be seen. Compliance rates were 95% substantial compliance, OBDs declined with the removal of 66 OBDs, and significant progress continues with combined sewer overflow abatement.

Overview

There are 386 point source discharges in the state of Maine: 161 POTWs and 225 non-POTWs. The majority of discharges are to surface waters. However, 53 facilities discharge via spray irrigation onto dedicated land and 24 facilities discharge to subsurface systems. In addition, there are approximately 819 licensed point source stormwater discharges and 1,052 OBDs.

All of these systems are licensed by the Department to implement the requirements of federal and state law. These discharge licenses contain requirements for the types and amounts of pollutants that can be discharged and operating requirements to ensure that water quality standards will be met.

Overall compliance rates for point source discharges are very good with 95% of all discharges being in substantial compliance in 2014, and the majority discharging levels of pollutants well below their licensed amount. Any incidences of noncompliance are reviewed by the Department and addressed with the most appropriate tool to address the issue and ensure a return to compliance. In 2014, the

Department initiated 59 enforcement actions against licensed discharges using a range of enforcement tools in a system of progressive enforcement.

The total number of licensed OBDs continues to decline steadily due to requirements in the law that compels removal of these systems in certain instances where feasible. In 2014, a total of 66 OBDs were removed.

Issues to Watch

Wastewater funding needs: The ongoing funding needs of Maine POTWs are significant. Affordable financing is required to stop the continued deterioration of sewers, pump stations and treatment facilities to ensure water quality is maintained and improved. Total known needs are approximately \$1 billion. This includes approximately \$379 million for abatement of combined sewer overflows (CSO).

While much work requiring funding remains to be done within some of the 34 CSO licensees, there has been significant progress made on CSO abatement since 1989 when the program started. The following statistics highlight that progress from 1989 to 2014:

- Reduction in CSO outfall locations: 57% (340 to 145)
- Reduction in CSO events: 70% (1,753 to 525)
- Reduction in total volume: 88% (6.15 million gallons to 0.74 million gallons - approximate)
- Reduction in CSO volume per inch of precipitation: 88% (128 million gals/inch to 15 million gals/inch - approximate)

Matching Funds for the Clean Water State Revolving Fund (CWSRF): The CWSRF continues to be an important funding source for wastewater infrastructure needs. Each year the federal Environmental Protection Agency makes CWSRF capitalization grants available to all states that provide 20% matching funds. In 2014, the CWSRF made approximately \$25 million in low interest loans to a variety of entities for municipal, agricultural and forestry clean water projects.

Table of Contents


<u>Page</u>	<u>Title</u>
1	I Summary of Point Source Discharges by Type
5	II Licensing Status of Point Source Discharges
8	III Compliance Status of Point Source Discharges
10	IV Environmental Performance Status of Point Source Discharges
14	V Enforcement Status of Point Source Discharges
16	VI Construction and Funding Needs of POTWs
17	VII Status of Overboard Discharges
23	VIII Point Source Stormwater Discharge Summary
A1	Appendix A – POTW Waste Discharge Licenses and Summary Data sorted by Location as of December 31, 2014
B1	Appendix B – Non-POTW Waste Discharge Licenses and Summary Data sorted by Location as of December 31, 2014
C1	Appendix C – Atlantic Salmon Aquaculture Facilities Licensed Under General Permit #MEG130000 Sorted by Location as of December 31, 2014
D1	Appendix D – Antifouling Paint Contaminated Vessel Wash Water Facilities Licensed Under General Permit #MEG170000 Sorted by Location as of December 31, 2014
E1	Appendix E – Aquatic Pesticide Discharges Licensed Under General Permit #MEG140000 Sorted by Location as of December 31, 2014
F1	Appendix F – Application of Piscicides for Control of Invasive Fishes Licensed Under General Permit #MEG180000 Sorted by Location as of December 31, 2014
G1	Appendix G – Aquatic Herbicide Discharges Licensed Under General Permit #MEG150000 Sorted by Location as of December 31, 2014
H1	Appendix H – Discharges of Waste Snow to Ground Waters Approved Under General Permit #MEG220000 Sorted by Location as of December 31, 2014
I1	Appendix I – Discharges of Waste Snow to Surface Waters Approved Under General Permit #MEG210000 Sorted by Location as of December 31, 2014
J1	Appendix J – Non-Compliance Summaries for Point Source Discharges on Exceptions List
K1	Appendix K – Non-Compliance Summaries for Point Source Discharges on Significant Non-Compliance List
L1	Appendix L – Projects funded by SRF in FY14
M1	Appendix M – Wastewater Facilities Projected Upgrade Needs
N1	Appendix N – DEP Certificates of Achievement
O1	Appendix O – Acronyms Used in This Report

I. Summary of Point Source Discharges by Type

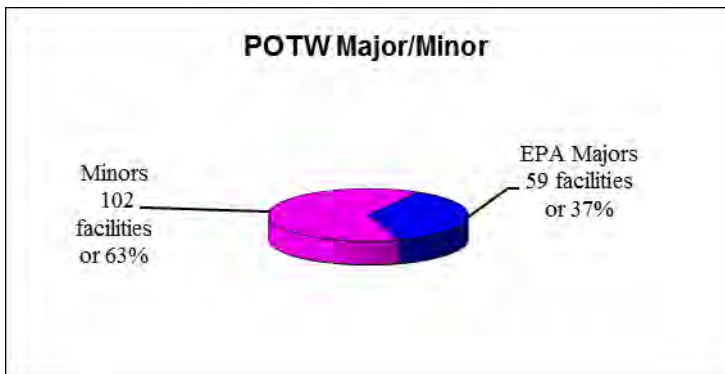
As of December 31, 2014, there were 386 licensed point source discharges in the state of Maine.

The following charts provide information on a variety of aspects for these discharges.

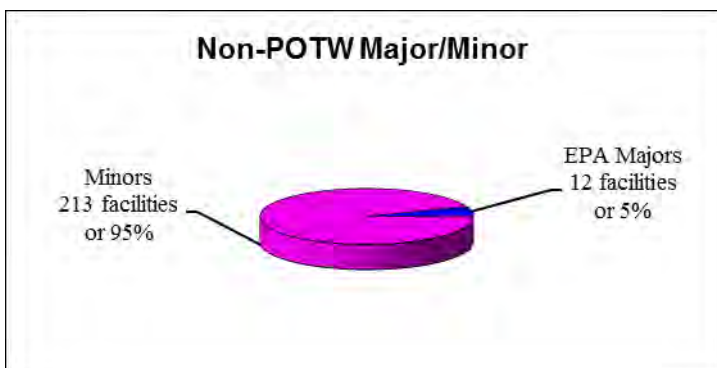
In addition, Appendices A through I list all of the discharges by category and location and provide other select information about the discharges.



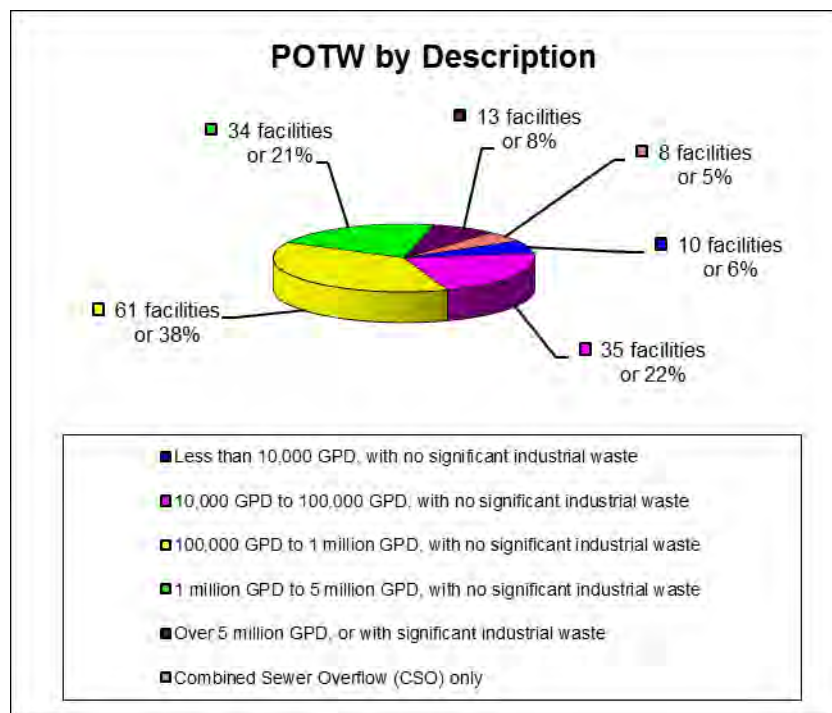
Discharges are categorized as Publicly Owned Treatment Works (POTWs) or Non-POTWs. POTWs are municipal or quasi-municipal wastewater treatment facilities that treat residential, commercial and industrial wastewater. Non-POTWs comprise a variety of municipal, commercial, or industrial dischargers as indicated on page 2.



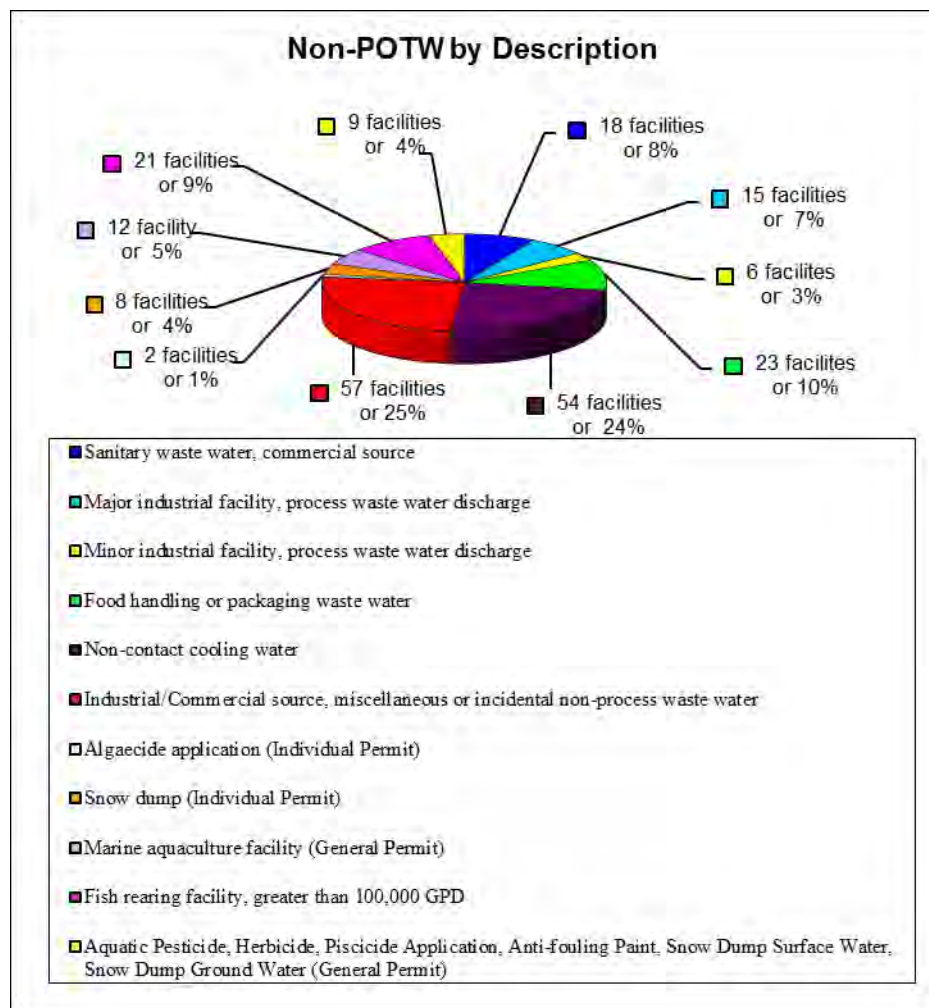
Discharges are further categorized as Major or Minor. Major POTW dischargers are those facilities with design flows greater than one million gallons per day and facilities with approved industrial pretreatment programs. Major Non-POTW dischargers are determined by rating criteria developed by the Environmental Protection Agency. Minor dischargers are those not classified as Major.



Summary of Point Source Discharges by Type

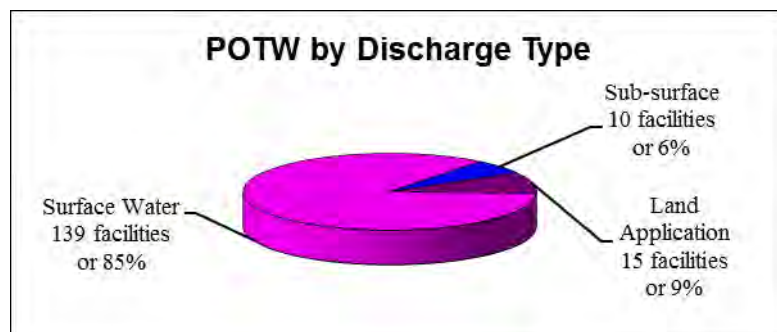


The size of POTWs varies greatly. The smallest POTW has a licensed flow of 2,000 gallons per day. The largest POTW has a licensed flow of 19.8 million gallons per day.

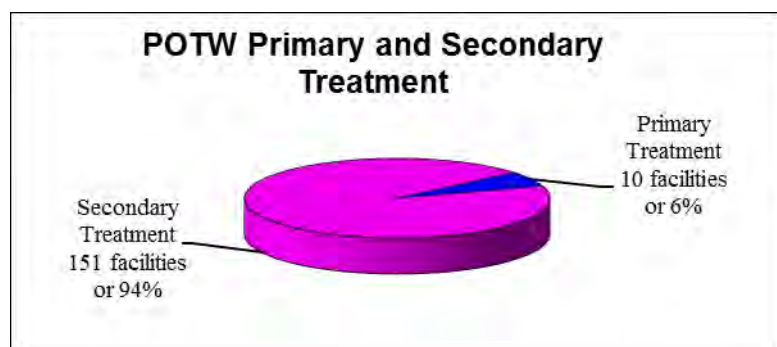
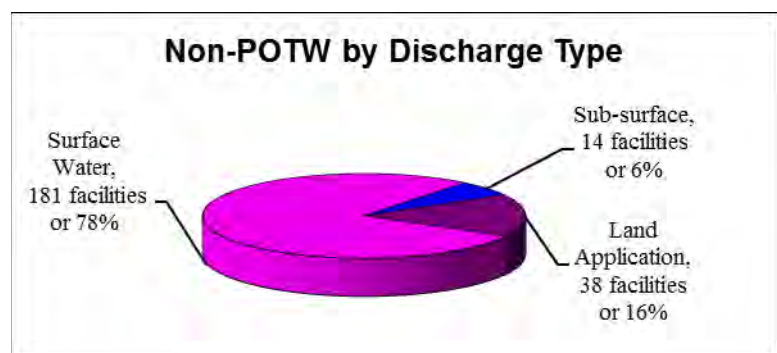


The type of Non-POTW discharges varies greatly, from the largest paper mill that has a licensed flow of 51 million gallons per day to small snow dumps.

Summary of Point Source Discharges by Type

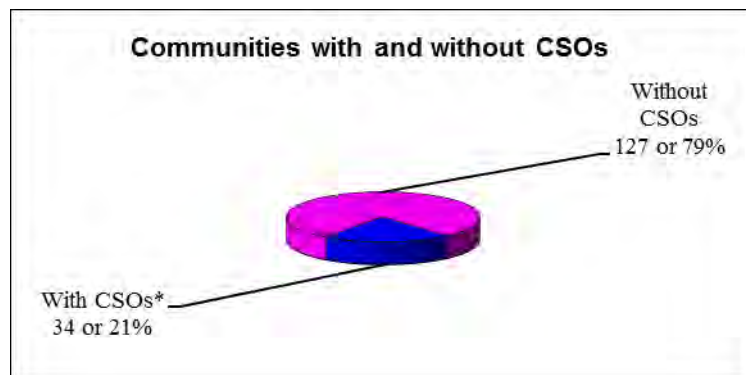
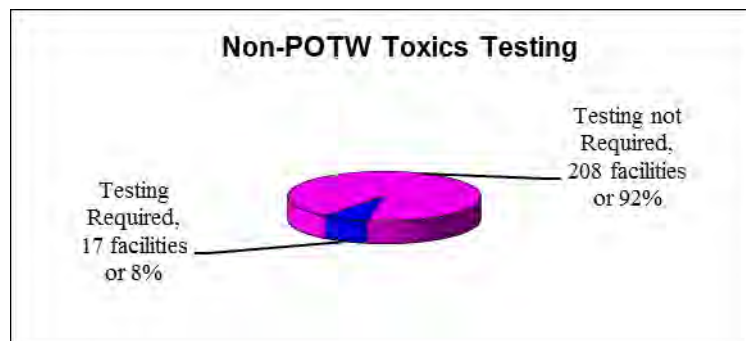
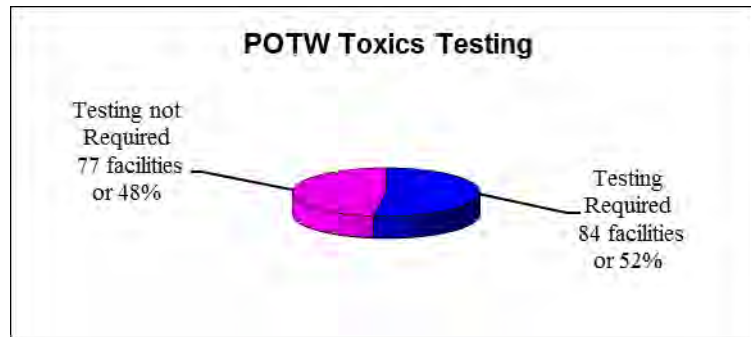


The majority of discharges are to surface waters. However, some facilities discharge via spray irrigation to land, or to subsurface systems. Nine facilities discharge in more than one way.



The majority of POTWs provide secondary treatment of wastewater. Secondary treatment is a combination of physical and biological treatment that, among other criteria, provides a minimum of 85% removal of biochemical oxygen demand (BOD) and total suspended solids (TSS). 10 POTWs that discharge to marine waters were granted a waiver by EPA, as allowed under the Clean Water Act, to provide a reduced level of treatment known as Primary Treatment. Primary treatment is a physical treatment process that provides, among other criteria, a minimum of 30% removal of BOD and TSS.

Summary of Point Source Discharges by Type



Federal and state law prohibits the discharge of toxic substances in toxic amounts. Department Regulations Chapters 530 and 584 specify water quality criteria for toxic substances and the requirements to control the level of toxic substances in surface waters.

Some communities have Combined Sewer Overflows (CSOs). CSOs occur during storm events when a mixture of wastewater and stormwater runoff overflows a combined sewer collection system (a system that collects sanitary wastewater and stormwater in a single pipe) before receiving treatment at a POTW. Communities that have CSOs are required to license them with the DEP, evaluate their CSO problems, and determine cost effective solutions to abate them.

Additional CSO data can be found in the Department's *Combined Sewer Overflow Status Report*.

II. Licensing Status of Point Source Discharges

38 M.R.S.A. § 413(1) states, “No person may directly or indirectly discharge or cause to be discharged any pollutant without first obtaining a license therefor from the department.” The discharge license establishes limits for the type and amount of pollutants that can be discharged and monitoring and reporting requirements. The DEP cannot issue a discharge license unless it finds that water quality will be protected.

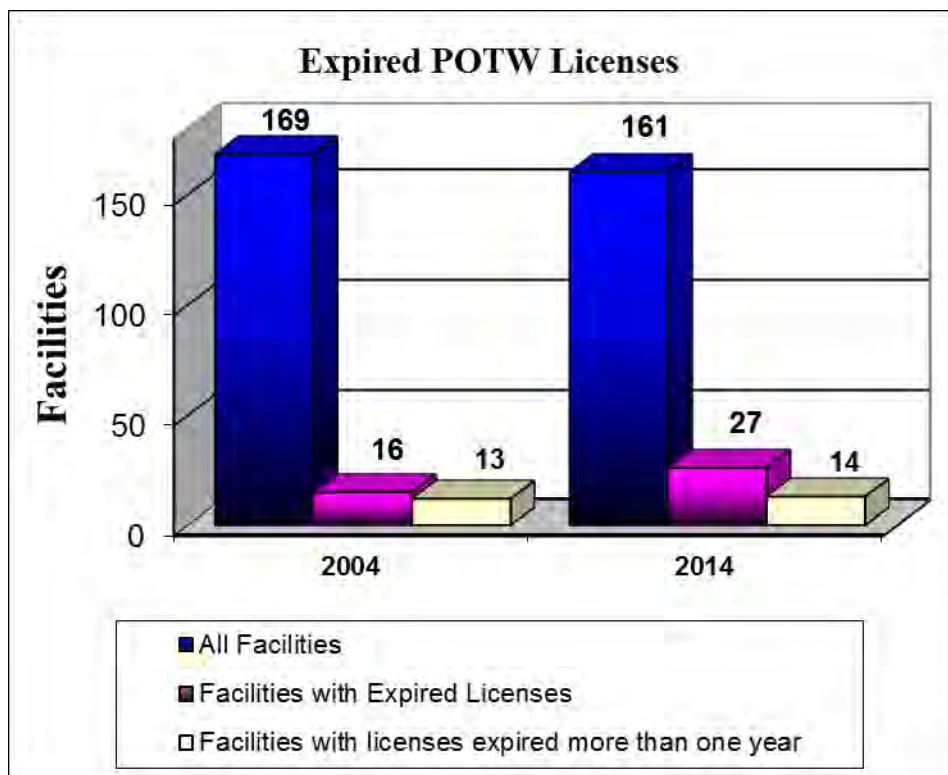
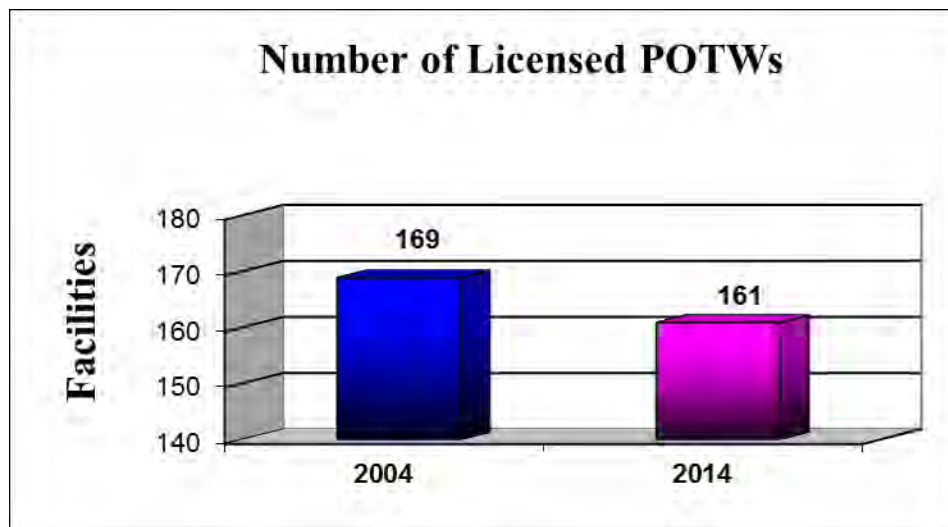
On January 12, 2001 and October 31, 2003, Maine received authorization from the EPA to implement the National Pollutant Discharge Elimination System (NPDES) Program. With these decisions, the DEP is now the primary authority for administering the Clean Water Act NPDES program in Maine. In Maine, this program is referred to as the Maine Pollutant Discharge Elimination System (MEPDES) Program

Appendices A through I indicate the license status of all discharges by category and location.

The charts on the following pages provide additional information on the licensing status of discharges.

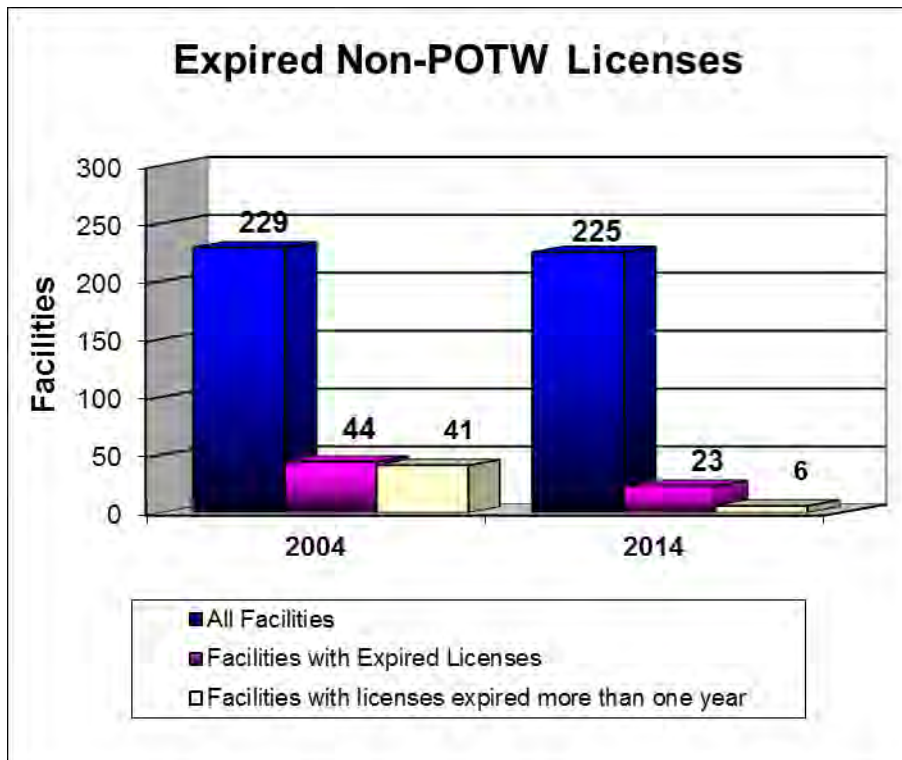
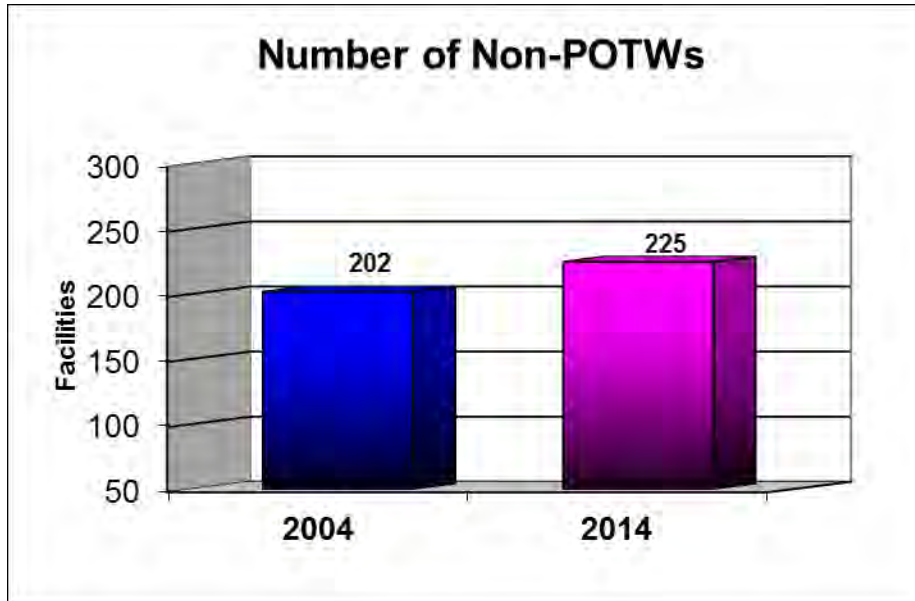
Licensing Status of Point Source Discharges

The following two charts indicate changes in the number of licensed POTWs and their licensing status in 2004 and 2014.



Licensing Status of Point Source Discharges

The following two charts indicate changes in the number of licensed Non-POTWs and their licensing status in 2004 and 2014.



III. Compliance Status of Point Source Discharges

The DEP tracks compliance with license requirements through facility inspections and review of facility monitoring data. Facilities are required to report the results of the monitoring required by the discharge license to the DEP on a monthly basis in discharge monitoring reports (DMRs).

The DEP utilizes a variety of tools to ensure compliance at licensed facilities including voluntary compliance, education and outreach, technical assistance, licensing, facility inspections, and enforcement actions.

For the purposes of this report all licensed point source wastewater discharges have been designated with a compliance status of either *Substantial Compliance*; *Significant Non Compliance (SNC)*; or *Exceptions List (EL)* for the calendar year 2014. They are defined as follows:

Substantial Compliance: A facility in substantial compliance will have had no violations of its wastewater license, or violations that did not exceed SNC or EL criteria.

Significant Non Compliance (SNC): A facility in SNC will have had two large violations, or four of any size violations, for a given parameter in a six-month period. A large violation is a *conventional pollutant* violation that exceeds its permit limit by 40% or more, or a *toxic pollutant* violation that exceeds its permit limit by 20% or more. Conventional pollutants are pollutants typical of municipal sewage, and for which secondary treatment plants are designed to treat. They are biochemical oxygen demand (BOD), total suspended solids (TSS), fecal coliform bacteria, oil and grease, and pH. Toxic pollutants are pollutants that may cause death, disease, behavioral abnormalities, cancer, genetic mutations, physiological malfunctions, or physical deformations. Toxic pollutants include certain metals and organic chemicals.

Exceptions List (EL): A facility is placed on the EL if a facility already in SNC qualifies for SNC again in the next quarter.

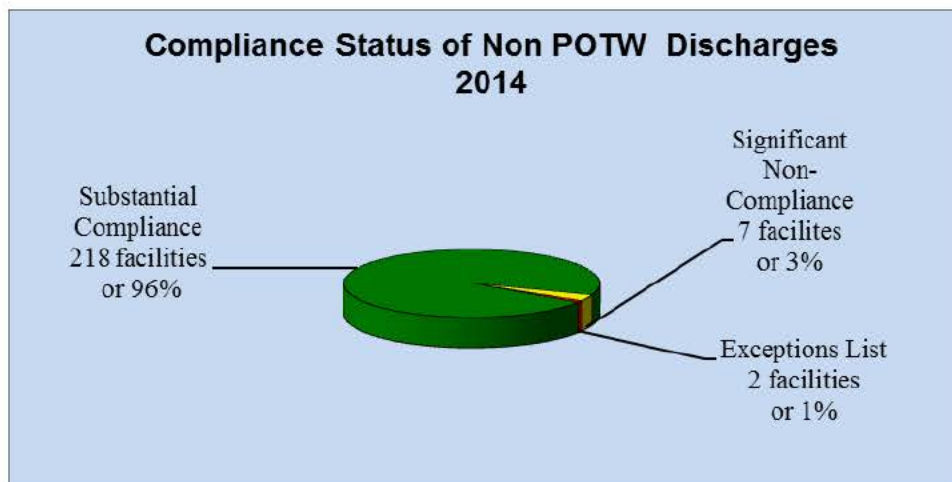
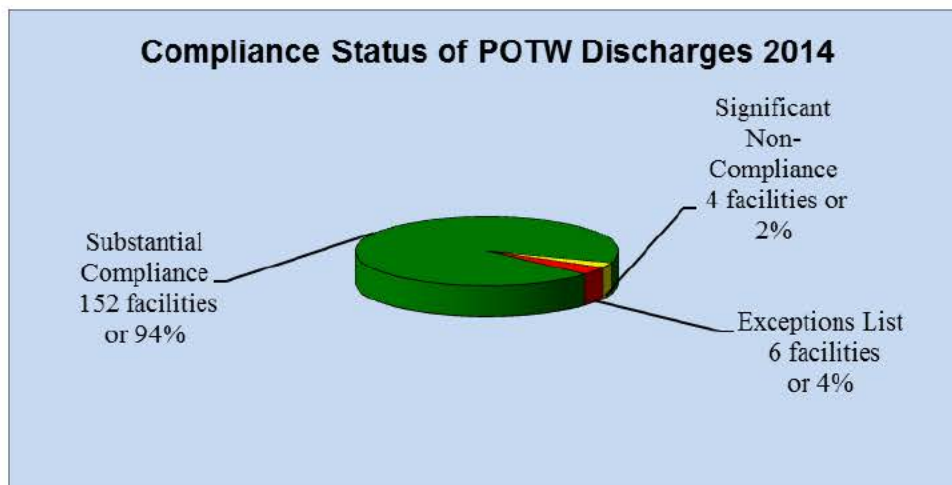

SNC and EL are compliance status criteria developed by the EPA and utilized by the DEP to track compliance. For the purposes of this report and routine compliance assessments, the DEP has chosen to include all permit limits as potential SNC and EL criteria. EPA uses a more abbreviated list.

Appendices A and B indicate the compliance status of all point source discharges by category and location.

Appendices J and K provide non-compliance summaries for point source discharges in EL or SNC.

Compliance Status of Point Source Discharges

The following three charts summarize the compliance status of licensed discharges for calendar year 2014, based on SNC and EL criteria.



IV. Environmental Performance Status of Point Source Discharges

The CWA is unique among environmental laws in the amount of data that must be collected and reported by the licensed dischargers. Every licensed discharge is required to monitor for a variety of parameters. The number of parameters varies from approximately 30 for large discharges to approximately ten for small discharges. The parameters are monitored at varying frequencies from daily to annually, based on a variety of factors. All of this data is submitted to the DEP on a monthly basis. Considering only the 71 Major Facilities, in any given month there are approximately 16,600 opportunities for an exceedance to be measured.

To illustrate this, the following table indicates the number of violations for biochemical oxygen demand (BOD) and total suspended solids (TSS) (two common parameters) as a percentage of possible violations per year. This table is based on data from the largest 116 municipal and largest 16 industrial wastewater treatment facilities in Maine.

BOD is a measurement of the amount of oxygen utilized by the decomposition of organic material, over a specified time period (usually 5 days) in a wastewater sample. It is used as a measurement of the readily decomposable organic content of a wastewater.

TSS is a measure of the filterable solids present in a wastewater sample.

Both BOD and TSS are good indicators of environmental performance of a wastewater treatment facility in terms of removal of oxygen depleting pollutants.

	BOD		TSS	
	Number of Violations	% of possible violations	Number of Violations	% of possible violations
FY 04-05	204	1.33%	394	3.27%
FY 05-06	150	1.19%	154	1.29%
FY 06-07	173	1.38%	206	1.73%
FY 07-08	96	0.64%	103	0.88%
FY 08-09	91	0.54%	61	0.63%
FY 09-10	102	0.88%	51	0.44%
FY 10-11	46	0.33%	29	0.21%
FY 11-12	92	0.47%	84	0.6%
FY 12-13	19 ¹	0.01%	24 ²	0.01%
FY 13-14	69 ¹	0.04%	49 ²	0.04%

This table indicates that while violations do occur, they are a very small percentage of possible violations and may not be indicative of poor performance or overall compliance.

¹ This total does not include 149 violations experienced at the Bucksport WWTF because that facility has been denied a waiver under Section 301(h) of the Clean Water Act and is now under a permit requiring secondary treatment although the facility is a primary treatment facility. A facility upgrade to provide secondary treatment is currently underway.

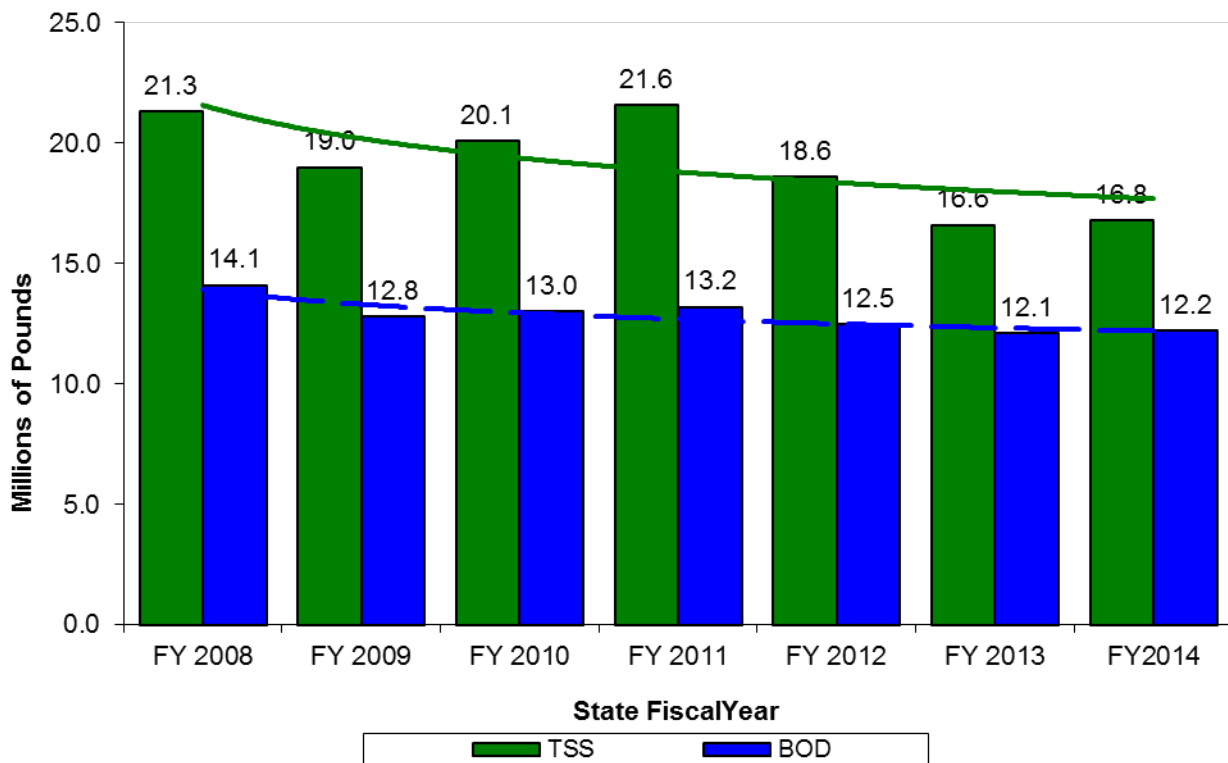
² This total does not include 94 violations experienced at the Bucksport WWTF because that facility has been denied a waiver under Section 301(h) of the Clean Water Act and is now under a permit requiring secondary treatment although the facility is a primary treatment facility. A facility upgrade to provide secondary treatment is currently underway.

Environmental Performance Status of Point Source Discharges

The following three charts indicate discharge trends for BOD and TSS. This data is included as an indicator of environmental performance of select licensed dischargers for the time period indicated

The chart below illustrates the trend in the discharge of BOD and TSS. The fluctuations of these two parameters can be attributed to the increased level of performance at municipal and industrial wastewater treatment facilities, changes in flows at municipal facilities due to precipitation, changes in production output at some industrial facilities, and the temporary or permanent closure of some industrial facilities.

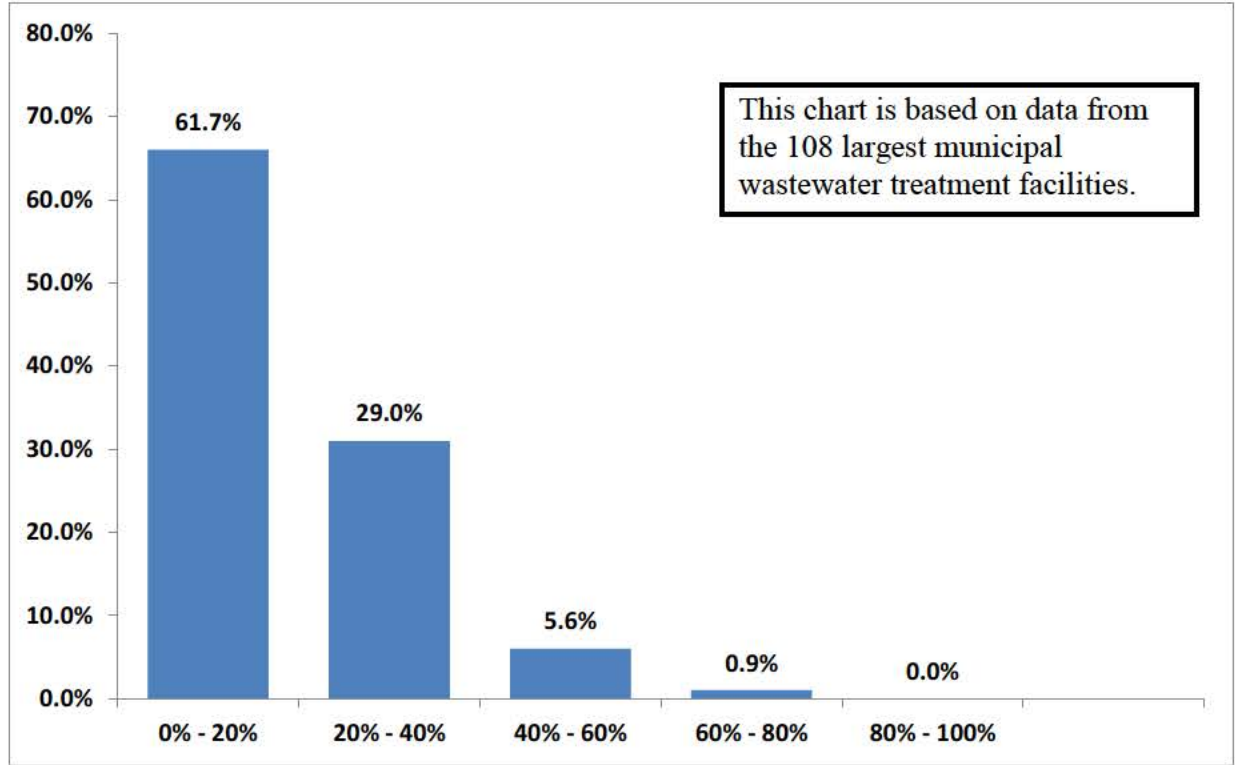
COMMON POLLUTANTS DISCHARGED BY POTWS AND INDUSTRIES



This chart was originally created using data from 116 POTWs and 16 Industrial direct dischargers. Over time, the number of POTWs has decreased to 108 due to closures and replacement of facilities that discharge to surface waters by facilities that discharge to land through spray irrigation. Similarly, the original 16 industrial dischargers have been reduced to 12 due to closings.

Environmental Performance Status of Point Source Discharges

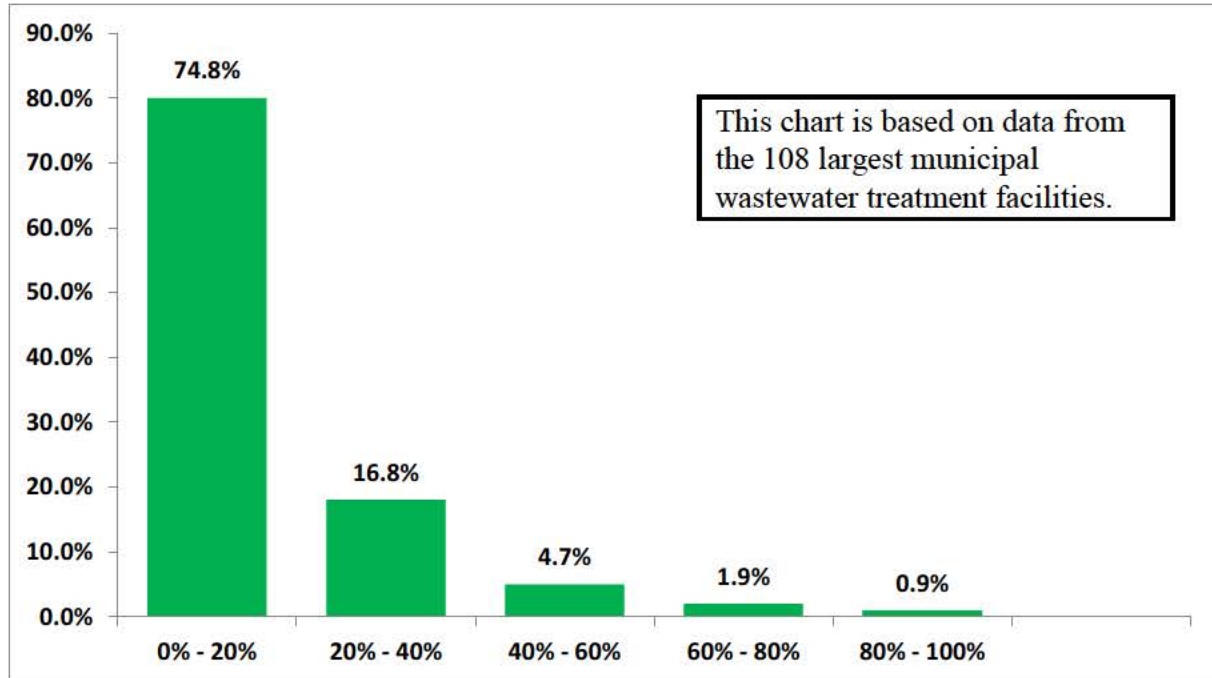
The chart below shows the percentage of municipal wastewater treatment facilities as a function of the percentage of the BOD they are allowed, by permit, to discharge to the waters of the state. The chart indicates that 91% of the municipal wastewater treatment facilities in Maine discharge less than 40% of the BOD that could be discharged, according to the permits granted to those facilities by the DEP.



PERCENTAGE OF BOD LICENSE LIMIT DISCHARGED

Environmental Performance Status of Point Source Discharges

The chart below shows the percentage of municipal wastewater treatment facilities as a function of the percentage of the TSS they are allowed, by permit, to discharge to the waters of the State. The chart indicates that 92 % of the municipal wastewater treatment facilities in Maine discharge less than 40% of the TSS that could be discharged, according to the permits granted to those facilities by the DEP.



PERCENTAGE OF TSS LICENSE LIMIT DISCHARGED

V. Enforcement Status of Point Source Discharges

Enforcement of license requirements is a key element in protecting water quality. While a variety of tools exist for preventing and resolving compliance problems, the DEP may pursue formal, written, and legally binding resolutions to license violations where corrective action and/or penalties are appropriate. The DEP's preference in resolving civil enforcement actions is to as quickly as possible reach agreements that remediate environmental damage, restore natural resources to appropriate conditions, impose penalties that capture any economic benefit gained by the violator, and deter similar action in the future. The DEP uses the following enforcement tools: letter of warning; notice of violation; administrative consent agreement; 80K Actions (civil prosecution in court by certified DEP staff); case referral to the Office of the Attorney General; and enforcement by federal, other state, and local entities. *(It should be noted that the following information is for licensed discharges only. Additional enforcement actions were also taken against a variety of unlicensed entities for violations of water quality laws.)*

ENFORCEMENT TOOLS UTILIZED IN 2014 TO RESPOND TO VIOLATIONS	
ACTIONS	NUMBER
LETTER OF WARNING	42
NOTICE OF VIOLATION	12
CONSENT AGREEMENT*	4
DISTRICT COURT**	0
TOTAL	59

*CONSENT AGREEMENTS FINALIZED IN 2014			
NAME	VIOLATIONS	PENALTY	CORRECTIVE ACTIONS/ COMMENTS
WINTERPORT WATER DISTRICT	LICENSE CONDITION VIOLATIONS	\$0	REVISION TO 2013 CONSENT AGREEMENT UPGRADE TO SECONDARY TREATMENT
IRVING FOREST PRODUCTS AND IRVING WOODLANDS	LICENSE CONDITION VIOLATIONS AND UNLICENSED DISCHARGES	\$170,000	COMPLETE BENCHMARK TESTING AND REQUIRED REPORTING, MAINTAIN BEST MANAGEMENT PRACTICES.
WOODLAND PULP LLC	LICENSE CONDITION VIOLATIONS	\$32,500	CONDUCT ZINC TESTING AND PROVIDE REPORT, REPAIR TREATMENT SYSTEM
TOWN OF LISBON	UNLICENSED DISCHARGE AND LICENSE CONDITION VIOLATIONS	\$21,261	IMPROVE COLLECTION SYSTEM OPERATION AND MAINTENANCE, REMOVE ABANDONED SEWER LINE
		\$223,761	

**DISTRICT COURT ACTIONS FINALIZED IN 2014			
NAME	VIOLATIONS	PENALTY	CORRECTIVE ACTIONS/ COMMENTS
THERE WERE NO DISTRICT COURT ACTIONS IN 2014			

Enforcement Status of Point Source Discharges

In addition, the following cases were referred to enforcement in calendar year 2014. As indicated below, all are under active investigation, administrative consent agreements have been initiated, or the case has been otherwise resolved without enforcement action. Administrative consent agreements are likely to contain monetary penalties and corrective actions.

CASES REFERRED TO ENFORCEMENT IN 2014				
DISCHARGE TYPE	NUMBER OF CASES	UNDER INVESTIGATION	CONSENT AGREEMENT INITIATED	RESOLVED WITHOUT ENFORCEMENT
POTW *	4	1	3	0
NON-POTW	15	6	7	2
TOTAL	19	7	10	2

* PUBLICLY OWNED TREATMENT WORKS

VI. Construction and Funding Needs of POTWs

The ongoing construction and funding needs of Maine POTWs, or municipal treatment plants, are significant.

Affordable financing is required to stop the continued deterioration of sewers, pump stations and treatment facilities to ensure water quality is maintained and improved. Funding needs are addressed through several sources including limited federal state and tribal assistance grants, limited state grants as approved by voters, Community Development Block Grants, Rural Development loans and grants, and the Clean Water State Revolving Loan Fund (CWSRF).

The CWSRF provides low interest loans to municipalities and quasi-municipal corporations such as sanitary districts for construction of wastewater facilities. In addition, the CWSRF can provide funding for public and private nonpoint source management programs. The CWSRF is capitalized by federal grants from EPA that require state matching funds equal to 20% of the federal grant. Through FY 2014 the state match has been funded, almost exclusively, by appropriations of general obligation bonds as approved by voters. With the enactment of P.L. 2013, Chapter 269 (LD 1555) the 126th Maine Legislature established a 10 year revenue stream, from the State's wholesale liquor contract, for future state match starting at the end of state fiscal year 2015. Funding for the loans can come from a combination of federal capitalization grants, state match, and loan repayment money. The Maine Municipal Bond Bank (MMBB) is the financial manager of Maine's CWSRF and the Engineering Unit of DEP's Division of Water Quality Management administers the technical aspects of the program and the individual projects funded by it.

The primary purpose of the fund is to, "acquire, design, plan, construct, enlarge, repair or improve publicly-owned sewage systems, sewage treatment plants or to implement related management programs." The long term goal of the CWSRF is to maintain and improve Maine's inventory of municipal sewage facilities in perpetuity. This will ensure preservation of the water quality gains that were realized by the initial construction of these facilities.

A listing of projects funded by the CWSRF program in FY 2014 is included in Appendix L.

A listing of long term funding needs of POTWs is included as Appendix M.

VII. Status of Overboard Discharges

Overboard Discharges (OBDs) are treated discharges to surface waters of domestic pollutants that are not conveyed and treated in municipal or quasi-municipal treatment facilities. Typical OBDs include systems that serve residences, schools, and commercial establishments. There are two sizes: 1) large OBDs, those licensed to discharge >2,000 gallons per day; and 2) small OBDs, those licensed to discharge <2,000 gallons per day. The large OBDs mostly serve commercial enterprises and schools. The small OBDs mostly serve residential properties. There are two types of OBDs:

- Sand filter systems that passively treat wastewater by filtering it through sand where it is biologically and physically treated; and
- Mechanical systems that actively treat wastewater through aeration by growing biological treatment (bacteria) colonies, and settling and decanting the treated water.

As of December 31, 2014, there were 1,052 approved OBDs in the state located in 102 towns and plantations, a reduction of 66 during the past year. (In 2014, two new licenses were issued to previously unlicensed but existing discharges). 57% of these discharges are located in eight coastal communities (Boothbay, Boothbay Harbor, Bristol, Georgetown, Harpswell, Southport, South Bristol, and Portland).

Since 1995, the number of approved OBDs has decreased by 1,084. This decline is due primarily to the OBD licensing and removal program, and to public sewer line extensions. During this time, OBDs have been completely removed from the following 64 municipalities: Alna, Arrowsic, Augusta, Baileyville, Beals, Belfast, Benton, Bridgton, Brooklin, Caribou, Carmel, Charleston, Chebeague Island, Chelsea, Chesterville, Cumberland, Cushing, East Machias, Eastport, Enfield, Freeport, Gorham, Greenville, Hampden, Hancock, Harmony, Hollis, Isle Au Haut, Jonesboro, Lewiston, Lubec, Machias, Milbridge, New Gloucester, New Portland, New Vineyard, Norridgewock, Oakfield, Ogunquit, Old Town, Orland, Oxford, Parsonsfield, Passadumkeag, Pembroke, Perry, Poland Springs, Richmond, Robbinston, Rockland, Roque Bluffs, Saco, Searsport, Sedgwick, Sidney, South Berwick, South Portland, Stacyville, Sullivan, Topsham, Trenton, Verona, Waterville and Wiscasset.

OBD License Status

Currently, less than 11% of all approved OBDs are operating with an expired license or conditional permit. The percentage of expired OBD licenses is due primarily to efforts taken to redistribute the 784 licenses that expire in one twelve month period. All expired licenses are in the renewal process.

Status of Overboard Discharges

OBD Compliance Status – OBD inspections

Large OBDs may be inspected at any time of the year, but inspections usually occur from April through October. Small OBDs – since so many serve seasonal residences – are inspected mainly from June through August. If non-compliance is discovered during an inspection, the inspector will indicate the problem or problems and specify corrective actions in the inspection report that is left with the system owner. The system owner is required to correct any identified problems within two weeks and notify the DEP of the correction. If the system owner fails to correct the non-compliance, the DEP will issue a reminder notice, a letter of warning, a notice of violation, or take other enforcement action to compel the system owner to correct the non-compliance. Those OBDs failing an initial inspection will receive a second inspection and possibly a third or fourth. Follow-up inspections are conducted to determine if reported corrections have actually been accomplished, or to encourage and/or educate the licensees on how to achieve compliance with their license terms and conditions.

Large and Small OBD Inspections for 2014

TOTAL NUMBER OF ALL OBD INSPECTIONS IN 2014	1,045 Inspections of 1,076 facilities
TOTAL NUMBER OF LARGE OBD INSPECTIONS	28 Inspections of 29 facilities
LARGE OBDs INSPECTED ONCE	28
TOTAL NUMBER OF SMALL OBD INSPECTIONS	1,017 Inspections of 1,047 facilities
SMALL OBDs INSPECTED ONCE	990
SMALL OBDs INSPECTED TWICE	25
SMALL OBDs INSPECTED THREE TIMES	1

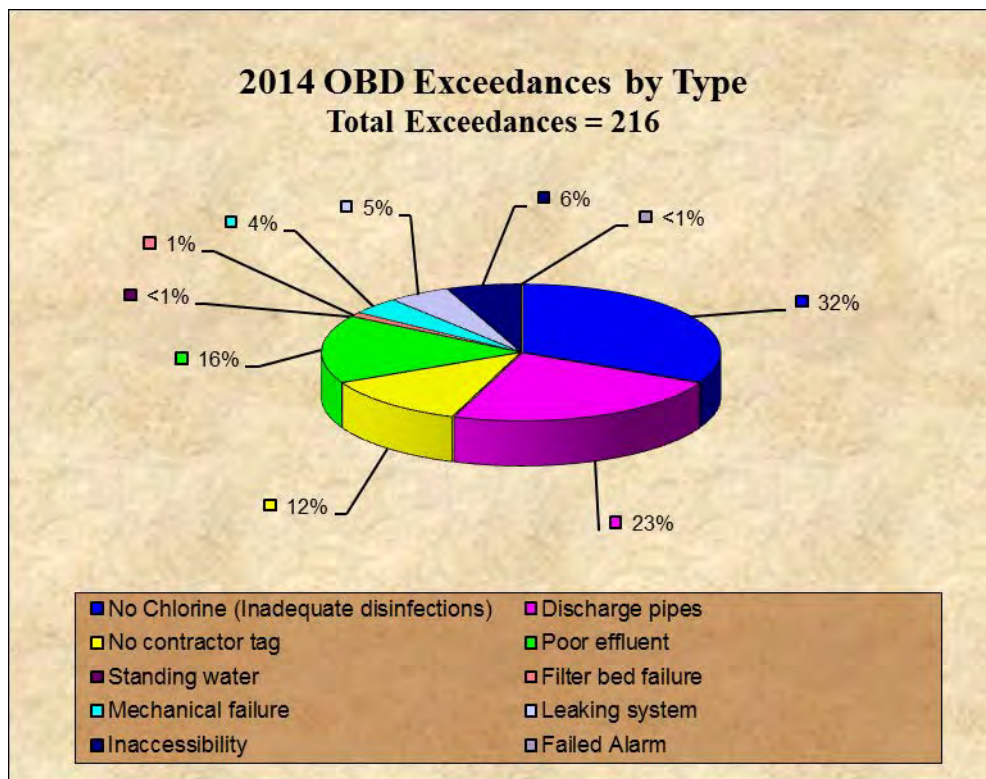
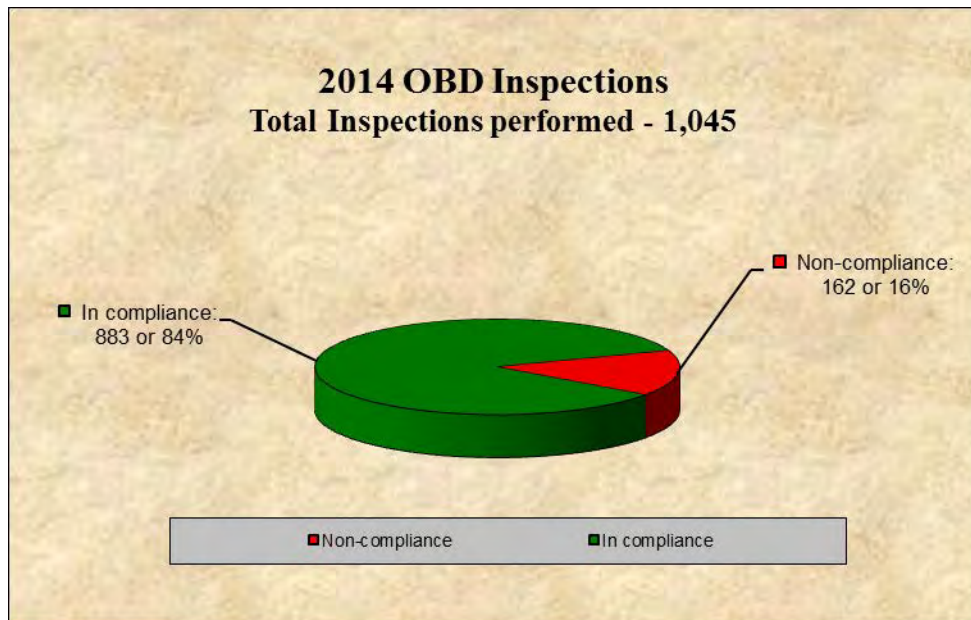
OBD Compliance Status – OBD Inspection Failure

An OBD may fail an inspection for one or more reasons. The usual causes for failures are: lack of chlorine disinfection tablets or other disinfection failure such as a non-functioning ultra-violet disinfection unit; missing, broken or short discharge pipes; poor quality effluent; failure of mechanical and/or electrical system components; a flooded chamber; leaking tanks, chambers, pumps or pipes; system inaccessibility; sand filter bed failure; lack of alarms for mechanical systems; and lack of a service contractor tag on mechanical systems (mechanical systems require servicing by certified wastewater operators).

Status of Overboard Discharges

All Overboard Discharge Inspections, Both Large and Small

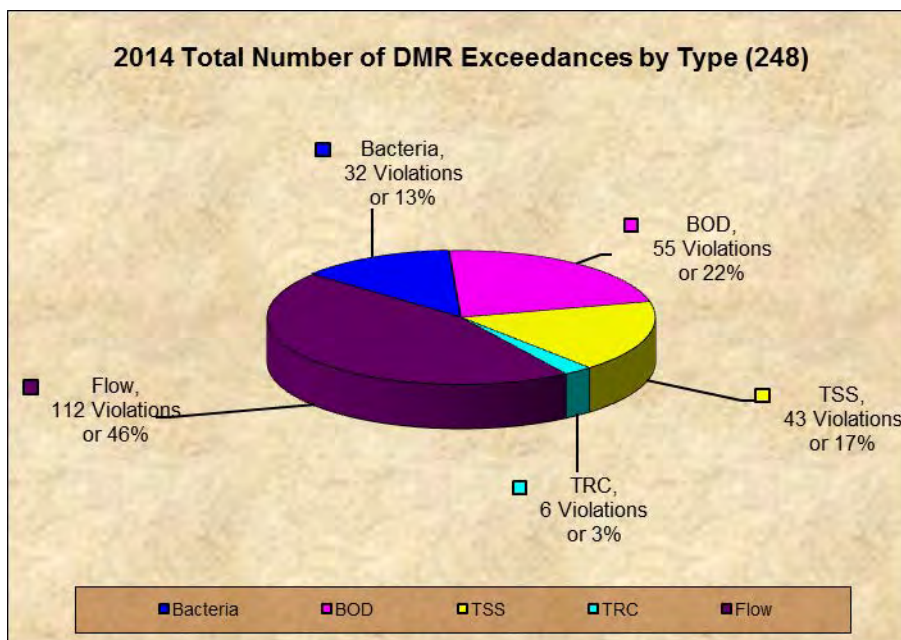
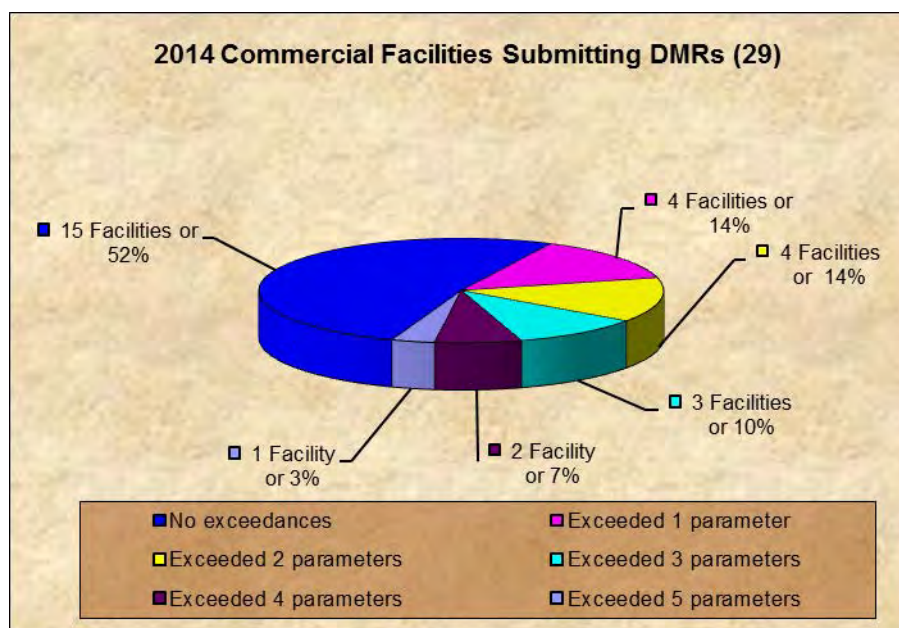
The following two charts indicate compliance status based on 2014 inspections



Status of Overboard Discharges

OBD Compliance Status – Commercial Facilities Discharge Monitoring Reports

OBDs discharging 2,000 or more gallons per day are required to periodically submit Discharge Monitoring Reports (DMRs) to the DEP. The DMRs indicate the results of effluent monitoring used to determine compliance with effluent limits set in discharge permits. Effluent is sampled and analyzed for seven basic analytical parameters: bacteria, biochemical oxygen demand (BOD) total suspended solids (TSS), discharge flow, settleable solids, total residual chlorine (TRC) and pH. The following two charts indicate the number and type of exceedances for calendar year 2014. When an exceedance is reported to the DEP, the facility is also required to report the cause of the exceedance and the corrective action taken to prevent future occurrences. The DEP follows up with any facility that has not self-corrected the cause of an exceedance to ensure the problem is corrected.



**Approved Overboard Discharges, by Location
As of December 31, 2014**

<u>TOWN/CITY</u>	<u>NUMBER</u>	<u>TOWN/CITY</u>	<u>NUMBER</u>
ADDISON	2	CUTLER	2
ARUNDEL	4	DAMARISCOTTA	4
BANGOR	2	DEER ISLE	14
BAR HARBOR	6	DRESDEN	2
BATH	9	EDDINGTON	2
BETHEL	1	EDGECOMB	22
BIDDEFORD	19	ELIOT	2
BLUE HILL	5	ELLSWORTH	1
BOOTHBAY	109	EUSTIS	3
BOOTHBAY HARBOR	51	FAIRFIELD	1
BOWDOINHAM	4	FALMOUTH	1
BRADLEY	7	FARMINGTON	2
BREMEN	1	FRANKFORT	2
BRISTOL	117	FRENCHBORO	1
BROOKS	1	FRIENDSHIP	14
BROOKSVILLE	2	GEORGETOWN	57
BRUNSWICK	1	GOULDSBORO	16
BUCKFIELD	6	HARPSWELL	53
BURNHAM	1	HARRINGTON	5
BUXTON	1	INDUSTRY	1
CALAIS	4	ISLEBORO	2
CAMDEN	3	JONESPORT	8
CAPE ELIZABETH	2	KENNEBUNK	4
CASTINE	3	KENNEBUNKPORT	3
CHERRYFIELD	32	KITTERY	7
COLUMBIA FALLS	8	LINCOLNVILLE	2
CRANBERRY ISLES	9	LONG ISLAND	4

**Approved Overboard Discharges, by Location
As of December 31, 2014**

<u>TOWN/CITY</u>	<u>NUMBER</u>	<u>TOWN/CITY</u>	<u>NUMBER</u>
MACHIASPORT	3	THOMASTON	2
MADISON	3	TREMONT	23
MATINICUS ISLAND	1	TRESCOTT	2
MEDWAY	1	TURNER	2
MONHEGAN	15	VASSALBORO	1
MONTICELLO	1	VINALHAVEN	8
MOUNT DESERT	7	WARREN	1
NEWCASTLE	1	WEST BATH	3
NORTH HAVEN	1	WEST PARIS	3
OAKLAND	1	WESTPORT	7
ORRINGTON	1	WINDHAM	1
OWLS HEAD	12	WINSLOW	1
PENOBSCOT	1	WINTER HARBOR	7
PHIPPSBURG	8	WINTERPORT	1
PORTLAND	58	WOOLWICH	6
PRESQUE ISLE	1	YARMOUTH	11
PROSPECT	1	YORK	5
ROCKPORT	3		
SABATTUS	1		
SCARBOROUGH	1	TOTAL	1,052
SOUTH BRISTOL	40		
SOUTH THOMASTON	5		
SOUTHPORT	117		
SOUTHWEST HARBOR	2		
ST. GEORGE	25		
STANDISH	1		
STEUBEN	1		
STONINGTON	7		
STRONG	2		
SURRY	1		
SWANS ISLAND	1		

VIII. Status of Stormwater Point Source Discharges under the MEPDES Program

In accordance with the Clean Water Act and Maine law, certain types of stormwater discharges are considered point source discharges and are required to obtain a MEPDES permit. These discharges are regulated by one of three types of General Permits issued by the Department. They are: the Municipal Separate Storm Sewer Systems General Permit (MS4); the Multi-Sector General Permit (MSGP); and the General Permit for Post Construction Discharge of Stormwater in the Long Creek Watershed (Long Creek GP). These permits are effective for five years from the date of issuance. An expired General Permit continues in force and effect until a new General Permit is issued. The Department intends subsequent reissuance of these General Permits. A summary of each follows.

Municipal Separate Storm Sewer System General Permit (MS4GP)

An MS4 is a stormwater conveyance or system of conveyances including roads with drainage systems, municipal streets, catch basins, curbs, gutters, ditches, human made channels, or storm drains. In order to require a permit, this system must be owned or operated by a municipality or other public entity in an urbanized area as specified by the Bureau of Census. EPA chose to regulate municipalities within urbanized areas because urban runoff is a major source of water quality impacts.

The Department administers the MS4 program primarily as a technical assistance-based program to help permittees develop strategies and implementation plans to comply with the MS4 GP requirements. The most recent MS4 GP was reissued on July 1, 2013. There are 40 entities that require an MS4GP (30 municipalities, 8 state or federally owned entities, and 2 transportation entities). They are listed below:

SMALL MUNICIPAL SEPARATE STORMWATER SEWER SYSTEMS

- | | | |
|-------------------|-----------------------|--------------------|
| 1. AUBURN | 12. HAMPDEN | 23. SCARBOROUGH |
| 2. BANGOR | 13. KITTERY | 24. SOUTH BERWICK |
| 3. BERWICK | 14. LEWISTON | 25. SOUTH PORTLAND |
| 4. BIDDEFORD | 15. LISBON | 26. VEAZIE |
| 5. BREWER | 16. MILFORD | 27. WESTBROOK |
| 6. CAPE ELIZABETH | 17. OLD ORCHARD BEACH | 28. WINDHAM |
| 7. CUMBERLAND | 18. OLD TOWN | 29. YARMOUTH |
| 8. ELIOT | 19. ORONO | 30. YORK |
| 9. FALMOUTH | 20. PORTLAND | |
| 10. FREEPORT | 21. SABATTUS | |
| 11. GORHAM | 22. SACO | |

State or Federally Owned Separate Storm Sewer Systems

1. Portsmouth Naval Shipyard
2. Southern Maine Community College
3. University Of Maine Augusta – Bangor Campus
4. Eastern Maine Community College
5. University of Southern Maine
6. University of Maine, Orono
7. Maine Air National Guard, Bangor
8. Dorothea Dix Psychiatric Center

Maine Department of Transportation and Maine Turnpike Authority MS4 Systems

1. Maine Department of Transportation
2. Maine Turnpike Authority

Multi-Sector General Permit (MSGP)

The MSGP authorizes the discharge of stormwater associated with industrial activity to surface waters of the State. The MSGP regulates 29 sectors of industrial activity (based on SIC codes) and also allows for the regulation of industrial activity not covered in these 29 sectors if the facility contributes to a violation of water quality standards or is a significant contributor of pollutants to waters of the State. The most recent MSGP was reissued April 26, 2011. There are approximately 670 entities that are covered by the MSGP.

The Department administers the industrial stormwater program primarily as an inspection-based program. The number of facility inspections has increased annually, and the stormwater unit has conducted a total of 5,307 inspections since 2006. In 2014, the program conducted 755 inspections as well as a variety of technical assistance visits and training sessions.

General Permit for Post Construction Discharge of Stormwater in the Long Creek Watershed (Long Creek GP).

The Long Creek Watershed is located in the municipalities of South Portland, Westbrook, Portland and Scarborough. In 2009, the Environmental Protection Agency (EPA) designated parcels with impervious surface equal to or greater than 1 acre in size within the Long Creek Watershed as requiring a waste discharge permit to discharge stormwater to Long Creek or its tributaries. EPA administered this determination using the Residual Designation Authority of the Clean Water Act, as Long Creek is not attaining water quality standards due to stormwater runoff from impervious surfaces in the watershed. The Department issued Designation Notices to regulated entities within the watershed in December 2009 requiring the entities to obtain discharge permits. Entities were required to file a Notice of Intent (NOI) for coverage under the Long Creek GP or obtain an Individual Waste Discharge Permit. The Department plans on reissuing the Long Creek GP by July 2015.

Currently the program has a total of 109 permittees: 98 covered under the Long Creek GP, five covered under Individual Waste Discharge Permits, and six covered under the MSGP. The Long Creek Watershed Management District administers the implementation of the Long Creek Watershed Management plan approved by the Department. Regulated entities are required to enter into a Participating Landowner Agreement that requires permittees to comply with the implementation of the Long Creek Watershed Management Plan. In 2014, the Department was in receipt of six notices of default from the District documenting non-compliance from regulated entities. All but two of these defaults have been resolved. Two Notices of Violation were issued by the Department and further enforcement action is ongoing.

APPENDIX A

POTW Waste Discharge Licenses as of December 31, 2014

Sorted by Location

(See Key to Column Headings at the End of the Appendix)

Location	License #	Exp. Date	Flow MGD	Type	Major	CSO	Tox	301(H)	Pre	Surf	Sub	Spray	Compliance Status
Anson (Anson-Madison Sanitary District)	W-002710	01/03/18	5.000	5M	X		X			X			
Ashland	W-002697	03/10/15	0.300	6C			X			X			
Auburn	W-000685	11/18/15	0.0	5T		X				X			
Augusta (Greater Augusta Utility Dist.)	W-002695	09/11/18	8.000	5M	X	X	X		X	X			
Baileyville	W-002649	10/17/18	0.600	6C						X			
Bangor	W-001041	05/26/16	18.000	5M	X	X	X		X	X			
Bar Harbor-DeGregoire Park	W-002584	09/02/15	0.012	6B						X			
Bar Harbor-Hulls Cove	W-002590	09/02/15	0.150	6C		X	X			X			
Bar Harbor-Main Plant	W-002591	09/02/15	2.000	6D	X	X	X			X			
Bar Harbor-Mount Desert High School	W-003319	09/03/19	0.009	6B								X	
Bath	W-002678	10/16/14	3.500	6D	X	X	X			X			
Belfast	W-000569	02/18/16	1.490	6D	X	X	X			X			
Berwick	W-000566	01/22/08	1.100	5M	X		X		X	X			
Bethel	W-002595	09/08/15	0.340	6C						X			
Biddeford	W-000683	6/18/19	6.500	5M	X	X	X		X	X			

APPENDIX A

POTW Waste Discharge Licenses as of December 31, 2014

Sorted by Location

(See Key to Column Headings at the End of the Appendix)

Location	License #	Exp. Date	Flow MGD	Type	Major	CSO	Tox	301(H)	Pre	Surf	Sub	Spray	Compliance Status
Biddeford-Biddeford Pool	W-007581	07/14/15	0.030	6B						X			
Bingham	W-001286	04/21/16	0.200	6B						X			
Blue Hill	W-002628	12/23/14	0.100	6B			X			X			
Boothbay Harbor (Bayville Village Corporation)	W-002573	09/16/13	0.015	6C				X		X			
Boothbay Harbor-Main Plant	W-002750	08/05/15	0.640	6C	X		X			X			
Brewer	W-002679	05/19/16	5.190	5M	X	X	X		X	X			
Bridgton	W-007879	6/26/17	0.032	6B							X		
Brownville	W-000829	11/02/17	0.082	6B						X	X		
Brunswick	W-002600	07/09/14	3.850	6D	X		X			X			
Brunswick-Graham Road Landfill	W-004308	08/12/16	0.200	6C						X			EL - Ammonia
Brunswick-Mere Point	W-008015	08/05/18	0.011	6B							X		
Bucksport	W-002596	04/10/17	0.460	6C		X		X		X			EL - BOD, TSS, BOD%, TSS%
Calais	W-002751	10/04/16	1.500	6D	X	X	X			X			
Camden	W-002592	08/05/18	1.210	6D	X		X			X			
Canton	W-006445	10/06/16	0.621	6C			X			X			

APPENDIX A

POTW Waste Discharge Licenses as of December 31, 2014

Sorted by Location

(See Key to Column Headings at the End of the Appendix)

Location	License #	Exp. Date	Flow MGD	Type	Major	CSO	Tox	301(H)	Pre	Surf	Sub	Spray	Compliance Status
Cape Elizabeth (Portland Head Light)	W-003157	04/10/17	.0005	6A						X			
Cape Elizabeth – Ottawa Rd Pump Stn	W-009027	05/08/19	0.0	5T		X				X			
Cape Elizabeth (Portland Water Dist.)	W-006751	12/05/16	0.499	6C			X			X			
Caribou-City Facility	W-001001	12/12/16	1.710	6D	X		X			X			
Caribou-Limestone Water & Sewer District	W-006654	03/11/14	1.25	6D	X		X			X			
Carrabassett Valley	W-002781	01/17/17	0.245	6C								X	
Castine	W-002623	12/29/14	0.200	6C			X			X			
Clinton	W-002589	04/17/18	0.350	6C			X			X			
Corinna	W-008206	06/05/17	0.110	6C								X	
Cornish	W-007878	04/10/17	0.007	6A							X		
Damariscotta-Main Plant (Great Salt Bay Sanitary District)	W-006048	04/21/16	0.268	6C						X			
Danforth	W-000819	12/22/14	0.049	6B						X			
Dexter	W-000830	11/02/17	0.273	6C								X	
Dover-Foxcroft	W-002633	12/29/14	0.800	6C			X			X			
Eagle Lake	W-003374	11/19/17	0.146	6C								X	

APPENDIX A

POTW Waste Discharge Licenses as of December 31, 2014

Sorted by Location

(See Key to Column Headings at the End of the Appendix)

Location	License #	Exp. Date	Flow MGD	Type	Major	CSO	Tox	301(H)	Pre	Surf	Sub	Spray	Compliance Status
East Machias	W-006521	09/02/15	0.026	6A						X			
Eastport-Main Plant	W-002598	11/12/13	0.82	6C				X		X			
Eastport-Quoddy Village	W-008131	11/12/13	0.050	6B				X		X			
Ellsworth – Bayside Rd	W-009082	11/07/17	1.65	6D	X		X			X			
Ellsworth-Shore Road	W-003801	09/24/14	0.002	6A						X			
Falmouth	W-002650	02/21/18	1.560	6D	X		X			X			
Farmington	W-002670	12/20/16	0.900	6C	X		X			X			
Fort Fairfield	W-000694	03/20/17	0.600	5M	X		X			X			
Fort Kent	W-000692	12/12/16	0.430	6C	X		X			X			
Freeport	W-000617	05/04/15	0.750	6C	X		X			X			
Frenchville	W-007676	08/05/15	0.060	6B						X			SNC - BOD
Gardiner	W-002655	10/12/16	4.500	6D	X	X	X			X			
Grand Isle	W-007713	05/04/15	0.080	6B						X			
Greenville (Moosehead Sanitary District)	W-002119	9/17/19	0.170	6C								X	
Guilford (Guilford-Sangerville Sanitary District)	W-006792	06/11/15	0.930	6C	X		X			X			

APPENDIX A

POTW Waste Discharge Licenses as of December 31, 2014

Sorted by Location

(See Key to Column Headings at the End of the Appendix)

Location	License #	Exp. Date	Flow MGD	Type	Major	CSO	Tox	301(H)	Pre	Surf	Sub	Spray	Compliance Status
Hampden	W-007967	02/04/18	0.0	5T		X				X			
Hartland	W-000678	04/05/18	1.500	5M	X		X		X	X			
Houlton (Houlton Water Company)	W-008219	12/02/15	0.075	6B								X	
Houlton (Houlton Water Company)	W-002648	04/04/16	1.500	6D	X		X			X			
Howland	W-002632	04/25/16	0.300	6C						X			
Indian Township-Princeton Strip (Passamaquoddy Tribe)	W-000872	12/23/14	0.095	6B								X	
Islesboro-Dark Harbor	W-002726	01/20/16	0.064	6B						X			
Jackman	W-002696	12/15/19	0.675	6C			X			X			
Jay-North Jay	W-002689	08/05/15	0.060	6B			X			X			
Kennebunk	W-002585	09/12/16	1.310	6D	X		X			X			
Kennebunkport	W-002626	05/04/15	0.700	6C	X		X			X			
Kingfield	W-006272	03/20/17	0.077	6B							X		
Kittery	W-000389	03/24/11	2.500	6D	X		X			X			
Lewiston	W-000684	11/18/15	0.0	5T		X				X			

APPENDIX A

POTW Waste Discharge Licenses as of December 31, 2014

Sorted by Location

(See Key to Column Headings at the End of the Appendix)

Location	License #	Exp. Date	Flow MGD	Type	Major	CSO	Tox	301(H)	Pre	Surf	Sub	Spray	Compliance Status
Lewiston (Lewiston-Auburn Water Pollution Control Authority)	W-000682	07/24/13	14.200	6D	X	X	X		X	X			EL – Settleable Solids
Lewiston-No Name Pond	W-008126	06/11/17	0.004	6A							X		
Limerick	W-000860	09/02/15	0.110	6C			X			X			
Lincoln	W-001479	05/25/16	1.070	6D	X		X			X			
Lisbon	W-002725	05/06/15	2.025	6D	X		X			X			
Livermore Falls	W-002654	10/20/16	2.000	6D			X			X			
Lubec	W-006306	11/18/13	0.166	6C				X		X			
Machias	W-002674	01/25/16	0.370	6C	X	X	X			X			
Madawaska	W-002602	10/31/19	0.674	6C	X	X				X			
Mapleton	W-008147	10/04/18	0.150	6B								X	
Mars Hill	W-000842	11/02/17	1.000	6D			X			X			
Mattawamkeag	W-007462	04/25/16	0.090	6B						X			
Mechanic Falls	W-002722	11/04/19	0.490	6C	X	X	X			X			
Mexico (Rumford-Mexico Sewerage District)	W-002686	12/15/15	2.650	6D	X		X			X			
Milbridge	W-000862	04/05/15	0.070	6B						X	X		

APPENDIX A

POTW Waste Discharge Licenses as of December 31, 2014

Sorted by Location

(See Key to Column Headings at the End of the Appendix)

Location	License #	Exp. Date	Flow MGD	Type	Major	CSO	Tox	301(H)	Pre	Surf	Sub	Spray	Compliance Status
Milford	W-008223	12/22/15	0.0	5T		X				X			
Millinocket	W-002680	05/25/16	2.330	6D	X		X			X			
Milo	W-002753	12/04/14	0.390	6C			X			X			
Monson	W-007155	11/02/17	0.014	6B							X		
Mt. Desert-Northeast Harbor	W-002659	02/03/19	0.330	6C			X			X			
Mt. Desert-Somesville	W-002656	01/07/19	0.080	6B			X			X			
Mt. Desert-Seal Harbor	W-002657	01/07/19	0.250	6C			X			X			
Newport	W-000865	12/03/19	0.524	6C			X			X			
Nobleboro-Damariscotta Mills (Great Salt Bay SD)	W-007044	04/21/16	0.015	6B						X			
Norridgewock	W-007742	12/09/19	0.193	6C						X			
North Berwick	W-006267	12/04/17	1.000	6C			X			X			
North Haven	W-001671	06/30/19	0.040	6B				X		X			EL - BOD
Northport (Northport Village Corporation)	W-002575	06/29/09	0.063	6B				X		X			
Norway	W-002647	05/15/18	0.975	6C	X		X			X			
Ogunquit	W-000449	02/20/18	1.280	6D	X		X			X			

APPENDIX A

POTW Waste Discharge Licenses as of December 31, 2014

Sorted by Location

(See Key to Column Headings at the End of the Appendix)

Location	License #	Exp. Date	Flow MGD	Type	Major	CSO	Tox	301(H)	Pre	Surf	Sub	Spray	Compliance Status
Old Orchard Beach	W-002786	02/19/15	3.500	6D	X		X			X			
Old Town	W-001635	05/20/16	3.500	6D	X	X	X			X			
Old Town-Indian Island (Penobscot Indian Nation)	W-002672	12/04/17	0.070	6B						X			
Orono	W-002673	11/13/17	1.840	6D	X	X	X			X			
Oxford	W-009108	06/10/19	0.251	6C						X			
Paris-South Paris (Paris Utility District)	W-000632	11/20/19	0.650	6C	X	X	X			X			
Patten	W-007775	12/17/18	0.030	6B								X	
Perry (Pleasant Point) (Passamaquoddy Tribe)	W-002561	12/10/17	0.150	6B						X			
Pittsfield	W-001477	12/18/19	1.500	6D			X			X			
Portland (CSO)	W-008010	03/04/19	0.0	5T		X				X			
Portland (Portland Water District) East End	W-002671	08/17/16	19.800	5M	X	X	X		X	X			
Portland-Peaks Island (Portland Water District)	W-007182	06/05/17	0.200	6C			X			X			
Presque Isle	W-002713	06/18/12	2.310	6D	X		X			X			
Presque Isle-Echo Lake	W-008017	09/11/18	0.004	6A							X		
Presque Isle-Landfill	W-008088	10/04/16	0.014	6B								X	

APPENDIX A

POTW Waste Discharge Licenses as of December 31, 2014

Sorted by Location

(See Key to Column Headings at the End of the Appendix)

Location	License #	Exp. Date	Flow MGD	Type	Major	CSO	Tox	301(H)	Pre	Surf	Sub	Spray	Compliance Status
Randolph	W-008074	08/19/19	0.0	5T		X				X			
Rangeley	W-008086	12/10/17	0.150	6C								X	
Richmond	W-002616	03/14/18	0.320	6C						X			
Rockland	W-000681	12/21/12	3.300	5M	X		X		X	X			
Rumford-Rumford Point (Rumford-Mexico Sewerage District)	W-002685	08/05/15	0.019	6B						X			
Sabattus	W-002624	11/03/16	0.120	6C			X			X			
Saco	W-002599	08/08/16	4.200	6D	X	X	X			X			
Sanford	W-000870	06/12/18	8.800	5M	X	X	X		X	X			
Scarborough	W-002668	12/17/19	2.500	6D	X		X			X			
Searsport	W-006279	11/18/13	0.200	6C				X		X			
Sinclair (Sinclair Sewer District)	W-007814	09/06/16	0.042	6B								X	
Skowhegan	W-002645	06/02/13	1.65	6D	X	X	X			X			
Sorrento	W-002280	09/06/16	0.003	6A						X			SNC – Total Residual Chlorine
South Berwick	W-002721	06/17/07	0.567	6C			X			X			
South Portland	W-001370	07/15/14	9.300	5M	X	X	X		X	X			

APPENDIX A

POTW Waste Discharge Licenses as of December 31, 2014

Sorted by Location

(See Key to Column Headings at the End of the Appendix)

Location	License #	Exp. Date	Flow MGD	Type	Major	CSO	Tox	301(H)	Pre	Surf	Sub	Spray	Compliance Status
Southwest Harbor	W-002676	12/17/19	0.375	6C	X		X			X			
Stonington	W-001475	03/14/08	0.175	6C				X		X			
Thomaston	W-002643	04/10/18	0.900	6C	X		X			X		X	
Unity	W-000478	06/12/17	0.500	6C			X			X			
Van Buren	W-002675	10/03/19	0.560	6C	X					X			
Vassalboro-Cemetery Street Facility	W-008102	03/11/15	0.029	6B						X			SNC - BOD
Vassalboro-Main Street Facility	W-002597	03/11/15	0.025	6B						X			
Vassalboro-North Main Street Facility	W-008101	03/11/15	0.025	6B						X			EL – BOD SNC – Ecoli Bacteria
Veazie	W-002754	11/02/17	0.350	6C						X			
Vinalhaven	W-008146	11/02/17	0.129	6C			X			X			
Waldoboro	W-008114	04/02/18	0.150	6C								X	
Wallagrass Pt. (Eagle Lake Water & Sewer Dist)	W-007955	12/04/17	0.006	6A							X		
Warren	W-007023	02/10/15	0.244	6C						X			
Washburn (Washburn Water & Sewer District)	W-007610	12/05/16	0.283	6C			X			X			
Waterville (Kennebec Sanitary Treatment District)	W-000687	10/16/14	12.700	5M	X	X	X		X	X			

APPENDIX A

POTW Waste Discharge Licenses as of December 31, 2014

Sorted by Location

(See Key to Column Headings at the End of the Appendix)

Location	License #	Exp. Date	Flow MGD	Type	Major	CSO	Tox	301(H)	Pre	Surf	Sub	Spray	Compliance Status
Wells	W-000653	12/09/19	2.000	6D	X		X			X			
Westbrook (Portland Water District)	W-001510	03/06/17	4.54	6D	X	X	X		X	X			
Whitneyville-Canal Road Facility	W-006551	04/21/15	0.002	6A						X			
Whitneyville-School Street Facility	W-008099	04/21/15	0.006	6A						X			
Wilton	W-002365	06/21/16	0.450	6C	X		X			X			
Winslow	W-008204	12/21/15	0.0	5T		X				X			
Winter Harbor	W-000562	09/02/15	0.125	6C			X			X			
Winterport	W-001480	04/02/17	0.110	6C		X		X		X			EL - BOD, TSS, BOD%, TSS%
Wiscasset	W-000370	10/26/14	0.620	6C			X			X			
Yarmouth	W-002644	10/12/16	1.310	6D	X		X			X			
Yarmouth-Sea Meadows Subdivision	W-002234	10/12/16	0.028	6B						X			
York	W-002687	04/21/16	3.000	6D	X		X			X			

	LICENSES	MEDPES	FLOW	TYPE	MAJOR	CSO	TOX	301(h)	PRE	SURF	SUB	SPRAY	COMPLIANCE STATUS
TOTALS	161	139	214.6	---	59	34	85	10	13	139	10	15	EL = 6 SNC = 4

APPENDIX A

POTW Waste Discharge Licenses as of December 31, 2014 Key to Column Headings

LOCATION	Municipality in which discharge is located.
LICENSE #	DEP wastewater discharge license number.
EXP. DATE	Expiration date of last DEP license issued for the facility.
FLOW	Monthly average discharge flow limit, in millions of gallons per day, as approved in last DEP license issued for the facility.
TYPE	Type code and base fee category for the facility: 5M POTW, over 5 million GPD or with significant industrial waste 5T Municipal Combined Sewer Overflow (CSO) 6A POTWs, less than 10,000 GPD, with no significant industrial waste 6B POTWs, 10,000 GPD to 100,000 GPD, with no significant industrial waste 6C POTW, 100,000 GPD to 1 million GPD, with no significant industrial waste 6D POTW, 1 million GPD to 5 million GPD, with no significant industrial waste
MAJOR	Major discharge facility.
CSO	Facility includes combined sewer overflow (CSO) discharge.
TOX	Facility is subject to toxics testing.
301(h)	301(h) waiver facility, primary treatment only.
PRE	Facility influent is subject to pre-treatment requirements.
SURF	Facility discharges to surface water.
SUB	Facility discharges through subsurface system.
SPRAY	Facility discharges through spray irrigation (i.e., land application) system.
COMPLIANCE STATUS	Indicates if the facility was in Significant Non Compliance (SNC) or Exceptions List (EL) during the year for the listed parameter(s). A blank space in this column indicates Substantial Compliance. For those facilities that were in SNC or EL a summary of the non-compliance can be found in Appendices H and I. Totals at bottom of column only include highest level of non-compliance per facility.

NOTES

1. Two licenses are for the discharge of treated landfill leachate. One facility (Brunswick) discharges to surface water, while the other facility (Presque Isle) discharges through a land application system.
2. Two licenses (Milbridge and Brownville) are for both surface water and subsurface discharges.
3. Five licenses (Jackman, Mars Hill, North Berwick, Norway, and Thomaston) are limited to a seasonal surface water discharge. Thomaston is also licensed for a seasonal land application discharge.
4. All land application discharges are seasonal, except for Carrabassett, Greenville, Mapleton and Rangeley, which are licensed to discharge “snowfluent” during the winter.
5. One license (Houlton) is for the discharge of sludge lagoon supernatant through a land application system.
6. All type 5T licenses are for “stand alone” CSO facilities (that is, facilities that are not licensed as part of a municipal primary or secondary treatment facility).

APPENDIX B
NON-POTW Waste Discharge Licenses as of December 31, 2014
Sorted by Location
(See Key to Column Headings at the End of the Appendix)

Location	Licensee	License #	Exp. Date	Type	Major	Tox	Surf	Sub	Spray	Comments	Compliance Status
Anson	Madison Paper Industries	W-008062	06/10/19	5R			X			Anson Hydro Project; 108,000 GPD non-contact cooling water	
Auburn	Pioneer Plastics	W-007876	12/05/16	5S		X	X			Plastics manufacturer; 1.2 MGD non-contact cooling water	
Auburn	Auburn Water District	W-009100	05/31/18	5U			X			Algaecide treatment, Lake Auburn	
Augusta	Dept. of Inland Fisheries & Wildlife	W-002034	07/05/11	6F			X			Governor Hill Fish Hatchery; 1.2 MGD process water discharge	SNC - Phosphorous
Baileyville	Woodland Pulp LLC	W-008072	03/17/19	5R			X			Woodland Hydro Project; 194,000 GPD non-contact cooling water	
Baileyville	Domtar Maine LLC	W-008073	06/10/19	5R			X			Grand Falls Hydro Project; 100,000 GPD non-contact cooling water	
Baileyville (Woodland)	Woodland Pulp, LLC	W-002766	06/02/19	5N	X	X	X			Kraft pulp and paper mill; 40 MGD process water, sanitary waste water, landfill leachate & storm water discharges; 5.6 MGD cooling & misc storm water discharge	
Baileyville (Woodland)	Woodland Pulp LLC	W-000508	06/03/18	5R			X			Stud mill and oriented strand board mill; 15 MGD non-contact cooling water; 160,000 GPD boiler blowdown, softener backwash & cooling waters	
Baldwin	Brookfield WhitePine Hydro, LLC	W-000582	07/22/18	5R			X			Hiram Hydro Project; 203,000 GPD non-contact cooling water	
Bangor	Webber Oil Company	W-000767	05/19/15	5S			X			Fuel oil terminal/transfer facility; storm water discharge	
Bar Harbor	Town of Bar Harbor	W-001719	04/12/17	5V			X			Snow dump; discharge to tidewater	

APPENDIX B
NON-POTW Waste Discharge Licenses as of December 31, 2014
Sorted by Location
(See Key to Column Headings at the End of the Appendix)

Location	Licensee	License #	Exp. Date	Type	Major	Tox	Surf	Sub	Spray	Comments	Compliance Status
Bath	Bath Iron Works	W-000671	09/19/16	5R			X			Ship building facility; 0.84 MGD non-contact cooling water; misc. dry dock & ship discharges; and snow dump discharge to tidewater	
Bath	City of Bath	W-007696	03/04/16	5V			X			Snow dump; discharge to tidewater	
Beals	Carver Shellfish Inc.	W-007803	11/21/14	5P			X			Clam processing facility; 2,000 GPD process water discharge	
Belfast	Moore's Septic	W-008259	10/03/17	5J					X	Treated wastewater from septage dewatering, spray irrigation, seasonal.	
Belfast	Penobscot McCrum LLC	W-004897	12/04/17	5O			X			Potato processing facility; 100,000 GPD process water discharge; 75,000 GPD non-contact cooling water discharge	
Belgrade	Pat Jackson Inc.	W-008019	12/03/19	5J					X	Discharge of treated septage effluent, seasonal	
Biddeford	The Mills at Pepperell LLC	W-002790	12/06/16	5R			X			Textile mill; 110,000 GPD non-contact cooling water	
Biddeford	Biddeford and Saco Water Company	W-002545	08/05/15	5S			X			Drinking water treatment facility; 150,000 GPD filter backwash water discharge	
Biddeford	University of New England	W-008109	06/11/15	6F			X			Marine science and research center; 0.72 MGD treated marine lab and marine mammal rehabilitation center waste water	
Bingham	Cooke Aquaculture USA, Inc	W-007577	07/01/15	6F			X			Commercial salmon; 11.25 MGD process waste water discharge	
Boothbay Harbor	Town of Boothbay Harbor	W-007938	05/09/17	5V			X			Snow dump; discharge to tidewater	
Brewer	R&K Mobile Home Park, LLC	W-003601	10/13/15	5J					X	Commercial trailer park; 8,500 GPD sanitary waste water discharge	

APPENDIX B
NON-POTW Waste Discharge Licenses as of December 31, 2014
Sorted by Location
(See Key to Column Headings at the End of the Appendix)

Location	Licensee	License #	Exp. Date	Type	Major	Tox	Surf	Sub	Spray	Comments	Compliance Status
Bridgton	Winona Camps Inc.	W-006784	04/10/17	5J					X	Commercial camp ground; 10,000 GPD sanitary waste water discharge	
Bridgton	The Wildwood Corp. (d/b/a Camp Wildwood)	W-007708	04/05/18	5J					X	Commercial camp ground; 40,725 GPD sanitary waste water discharge	
Brighton	Lakeside Pines Campground Inc	W-008256	10/13/15	5S					X	5,000 GPD Commercial campground, sanitary wastewater discharge	
Brunswick	Brookfield WhitePine Hydro, LLC	W-000571	07/24/18	5R			X			Brunswick Hydro Project; 586,000 GPD non-contact cooling water	
Brunswick	Brunswick-Topsham Water District	W-002631	09/11/18	5S			X			Drinking water treatment facility; 40,000 GPD filter backwash discharge	
Bucksport	Verso Androscoggin LLC	W-000598	01/07/15	5N	X	X	X			Pulp and paper mill (formerly Champion); 18 MGD process water discharge; 72.0 MGD cooling water discharge	
Bucksport	Webber Tanks, Inc.	W-002566	10/15/15	5S			X			Fuel oil terminal/transfer facility; storm water discharge	
Buxton	Brookfield WhitePine Hydro, LLC	W-000578	07/22/18	5R			X			Skelton Hydro Project; 859,000 GPD non-contact cooling water	
Camden	Town of Camden	W-007822	08/05/15	5V			X			Snow dump; discharge to tidewater	
Caribou	Merlin One, LLC	W-000638	12/01/19	5R			X			Caribou Generating Station; 31 MGD non-contact cooling water & misc. discharges	
Caribou	Loring Development Authority	W-007926	05/06/19	5S			X			Drinking water treatment facility; 8,000 GPD filter backwash discharge	
Casco	Dept. of Inland Fisheries & Wildlife	W-002038	05/02/17	6F			X			Casco Fish Hatchery; 2.9 MGD process waste water discharge	

APPENDIX B
NON-POTW Waste Discharge Licenses as of December 31, 2014
Sorted by Location
(See Key to Column Headings at the End of the Appendix)

Location	Licensee	License #	Exp. Date	Type	Major	Tox	Surf	Sub	Spray	Comments	Compliance Status
Cherryfield	Jasper Wyman & Sons	W-000645	12/28/14	5P			X		X	Blueberry processing facility; 0.1 MGD process water discharge; 0.27 MGD non-contact cooling water discharge	
Cherryfield	Cherryfield Foods, Inc.	W-006234	12/28/14	5P			X		X	Blueberry processing facility; 0.1 MGD process water discharge; 0.27 MGD non-contact cooling water discharge	
China	BioRenewable Fuels, Inc	W-008255	08/28/17	5O					X	Commercial process water, spray irrigation and snow making.	
Clinton	Flood Brothers Inc.	W-009024	03/03/19	5S			X			Concentrated animal feeding operations (CAFO); stormwater and process waste water	
Clinton	The Wright Place	W-009035	07/16/19	5S			X			CAFO	
Clinton	Rogers Farm	W-009036	07/21/19	5S			X			CAFO	
Clinton	Caverly Fams LLC	W-009033	10/17/19	5S			X			CAFO	
Cutler	US Navy-Naval Communication Unit	W-003318	09/02/15	5R			X			Electrical generating plant; 1.584 MGD non-contact cooling water; misc. stormwater, boiler blowdown and contact cooling water discharges	
Damariscotta	Lake Pemaquid Inc.	W-003271	10/04/18	5J					X	Commercial camp ground; 67,900 GPD sanitary waste water discharge	
Damariscotta	Town of Damariscotta	W-009007	10/12/17	5V			X			Snow dump; discharge to tidewater	
Deblois	Jasper Wyman & Sons	W-007847	04/20/17	5P			X		X	Blueberry processing facility; 148,000 GPD process water and storm water discharges	
Denmark	Wyonegonic Camps	W-007602	04/10/17	5J					X	Commercial camp ground; 7000 GPD sanitary waste water discharge	
Dover-Foxcroft	Dover-Foxcroft Water District	W-007330	04/12/18	5S			X			Drinking water treatment facility; 15,000 GPD filter backwash discharge	

APPENDIX B
NON-POTW Waste Discharge Licenses as of December 31, 2014
Sorted by Location
(See Key to Column Headings at the End of the Appendix)

Location	Licensee	License #	Exp. Date	Type	Major	Tox	Surf	Sub	Spray	Comments	Compliance Status
East Machias	Cooke Aquaculture USA, Inc	W-007149	03/04/15	6F			X			Commercial salmonid hatchery (Gardiner Lake); 10.08 MGD process water discharge	
East Machias	Downeast Salmon Federation, EMARC	W-009088	05/16/17	6F			X			Fin Fish Hatchery & Fish rearing facility	
East Millinocket	Great Northern Paper Co., LLC	W-002228	05/26/16	5N	X	X	X			Pulp and paper mill; 33 MGD process water & municipal waste water discharge; 26 MGD non-contact cooling water discharge; misc. filter backwash and floor drain discharges	
East Millinocket	Great Lakes Hydro America, LLC	W-008076	12/19/18	5R			X			East Millinocket Hydro Project; 30,240 GPD non-contact cooling water	
East Millinocket	Great Lakes Hydro America, LLC	W-008077	12/19/18	5R			X			Dolby Hydro Project; 364,320 GPD non-contact cooling water	
Eliot	Autowash Inc.	W-008225	06/21/16	5S				X		Commercial car wash	SNC - Aliphatic hydrocarbons
Ellsworth	Patten Pond KOA	W-003294	03/21/17	5J					X	Commercial camp ground; 15,000 GPD sanitary waste water discharge	
Ellsworth	Black Bear Hydro Partners LLC	W-008065	6/10/19	5R			X			Ellsworth Hydro Project; 200,160 GPD non-contact cooling water	
Ellsworth	Green Lake National Fish Hatchery	W-000721	09/09/14	6F			X			Federal salmonid hatchery; 19.4 MGD process water discharge	
Embden	Brookfield WhitePine Hydro, LLC	W-000574	07/24/18	5R			X			Williams Hydro Project; 504,000 GPD non-contact cooling water	
Embden	Dept. of Inland Fisheries & Wildlife	W-002029	07/06/16	6F			X			Ela Fish Rearing Station; 4.75 MGD process water discharge	SNC - Phosphorous

APPENDIX B
NON-POTW Waste Discharge Licenses as of December 31, 2014
Sorted by Location
(See Key to Column Headings at the End of the Appendix)

Location	Licensee	License #	Exp. Date	Type	Major	Tox	Surf	Sub	Spray	Comments	Compliance Status
Enfield	Bangor-Pacific Hydro Associates	W-007529	06/10/19	5R			X			West Enfield Hydro Project; 403,200 GPD non-contact cooling water	
Enfield	Covanta Maine LLC	W-006116	10/14/15	5S			X			Wood fired generating facility; 150,000 GPD cooling tower blowdown water; 36,000 GPD filter backwash water; 1,000 GPD building drain water, sump water & stormwater discharges	
Enfield	Dept. of Inland Fisheries & Wildlife	W-002032	12/05/16	6F			X			Cobb State Fish Hatchery; 4.75 MGD process water discharge	
Eustis	KEI (Maine) Power Mgmt LLC	W-008080	03/12/19	5R			X			Eustis Hydro Project; 7,200 GPD non-contact cooling water	
Exeter	Stonyvale Inc	W-009034	07/16/19	5S			X			CAFO	
Fairfield	S. D. Warren-Somerset Plant	W-000385	01/23/14	5N	X	X	X			Kraft pulp and paper mill; 46.5 MGD discharge of process water, sanitary waste water, non-contact cooling water, treated landfill leachate water, and treated residuals storage pad leachate water	
Fort Fairfield	Tri-Community Recycling & Sanitary Landfill	W-008246	06/05/17	5J					X	750,000 GPY discharge from septage dewatering operation, seasonal	
Fort Fairfield	Boralex Fort Fairfield, Inc.	W-007365	05/24/16	5S			X			Wood fired generating facility; 68,160 GPD non-contact cooling water, boiler blowdown water, water treatment & ion exchange backwash water	
Fort Fairfield	Pineland Farms Natural Meats Inc	W-009002	12/19/18	5S			X			Concentrated animal feeding operation (CAFO); stormwater & process waste water	
Franklin	Franklin Processing, Inc	W-007755	12/18/14	5P					X	Blueberry processing facility; process water discharge	
Franklin	University of Maine—CCAR	W-007642	10/04/15	6F			X			Aquaculture research facility; 1.27 MGD process water discharge	

APPENDIX B
NON-POTW Waste Discharge Licenses as of December 31, 2014
Sorted by Location
(See Key to Column Headings at the End of the Appendix)

Location	Licensee	License #	Exp. Date	Type	Major	Tox	Surf	Sub	Spray	Comments	Compliance Status
Frenchville	Mtn. Springs Trout Farm	W-008125	05/17/15	6F			X			Fish hatchery; 0.65 MGD process water discharge	
Fryeburg	Maine Pure	W-008254	08/19/15	5S				X		1,500 GPD treated bottle wash water	
Gardiner	KEI (Maine) Power Mgmt LLC	W-008081	03/06/19	5R			X			American Tissue Hydro Project; 7,200 GPD non-contact cooling water	
Gardiner	Gardiner Water District	W-000953	04/17/18	5S			X			Drinking water treatment facility; 20,000 GPD filter backwash discharge	
Gouldsboro	Maine Fair Trade Lobster, LLC	W-000791	06/14/18	5P			X			Lobster processing facility; 272,000 GPD process water discharge	EL – TSS SNC – Oil & Grease
Gouldsboro	Palom Aquaculture	W-009080	05/09/18	6F			X			Atlantic Salmon fish rearing facility, 8.5 MGD, Sand Cove, Prospect Harbor	
Grand Lake Stream Plt.	Dept. of Inland Fisheries & Wildlife	W-002037	08/06/19	6F			X			Grand Lake Stream Fish Hatchery; 2.9 MGD process water discharge	
Gray	Pineland Farms Potato Company Inc	W-008262	12/17/18	5S					X	Untreated creamery process wastewater, spray/snow irrigation	
Gray	Dept. of Inland Fisheries & Wildlife	W-002031	02/10/17	6F			X			Dry Mills Fish Hatchery; 1.92 MGD process water discharge	SNC - Phosphorous
Hampden	Cold Brook Energy	W-000563	12/20/16	5S			X			Fuel oil terminal/transfer facility; storm water discharge	
Hancock	Hancock Foods	W-003145	12/08/14	5P			X		X	Blueberry processing facility; 0.025 MGD process water discharge	
Hancock	Merrill Blueberry Farms	W-007792	12/08/14	5P					X	Blueberry processing facility; 72,000 GPD process water discharge	
Hancock	Eastern Maine Mussel Corp	W-009031	04/10/19	5P				X		Mussel processing facility; 24,500 GPD process waste water	
Harrison	Roderick Dyer	W-008124	04/02/17	5J					X	1800 GPD treated septage leachate discharge, year-round	
Hartland	Tasman Leather Group LLC	W-001915	06/03/19	5R			X			Leather tanning facility; 500,000 GPD non-contact cooling water	

APPENDIX B
NON-POTW Waste Discharge Licenses as of December 31, 2014
Sorted by Location
(See Key to Column Headings at the End of the Appendix)

Location	Licensee	License #	Exp. Date	Type	Major	Tox	Surf	Sub	Spray	Comments	Compliance Status
Hermon	Hermon MHP, LLC	W-007690	04/02/18	5J					X	Commercial trailer park; 4,500 GPD sanitary waste water discharge	
Hermon	Hermon Car Wash	W-008234	06/22/16	5S				X		Commercial car wash; 1,000 GPD wash water discharge	
Hollis	Brookfield WhitePine Hydro, LLC	W-000581	07/22/18	5R			X			Bar Mills Hydro Project; 67,000 GPD non-contact cooling water	
Hollis	Nestle Water North America Inc	W-008248	07/17/18	5S					X	Water bottling facility; 981,000 GPW process water, boiler blowdown water & chiller/cooler water	
Hollis	Pierce Associates Inc.	W-008127	03/29/12	6F			X			Commercial fish hatchery; 1.5 MGD process waste water	
Houlton	Tate & Lyle Ingredients Americans Inc.	W-000940	12/20/18	5N		X	X		X	Starch processing facility; 0.04 MGD process water discharge; 0.05 MGD non-contact cooling water discharge	
Howland	Penobscot River Restoration Trust	W-008064	07/08/19	5R			X			Howland Hydro Project; 1,440 GPD non-contact cooling water	
Indian Stream Twp.	Brookfield WhitePine Hydro, LLC	W-000572	07/24/18	5R			X			Indian Pond Hydro Project; 3.89 MGD non-contact cooling water	
Jay	Verso Androscoggin LLC	W-000623	12/20/17	5N	X	X	X			Kraft pulp and paper mill; 51 MGD discharge of process water, sanitary waste water, contact and non-contact cooling waters, landfill leachate, and stormwater	
Jonesboro	Maine Wild Blueberry Co.	W-008236	09/15/16	5P					X	Blueberry processing facility; process water discharge	
Jonesport	Moosabec Mussels, Inc.	W-008152	09/11/18	5P			X			Shellfish processing facility; 32,000 GPD process water discharge	
Kenduskeag	Cram Properties LLC	W-003618	11/04/18	5J					X	Commercial mobile home park; 8700 GPD sanitary waste water discharge	

APPENDIX B
NON-POTW Waste Discharge Licenses as of December 31, 2014
Sorted by Location
(See Key to Column Headings at the End of the Appendix)

Location	Licensee	License #	Exp. Date	Type	Major	Tox	Surf	Sub	Spray	Comments	Compliance Status
Kingfield	Town of Kingfield	W-008249	06/03/18	5S				X		Drinking water bottling facility; 50,000 GPD process waste water, plus boiler blowdown and non-contact cooling waters	
Kittery	Portsmouth Naval Shipyard	W-003445	06/13/16	5R			X			Submarine repair & overhaul facility; 33 MGD non-contact condenser & compressor cooling water; misc. dry dock dewatering water & stormwater discharges	
Lamoine	MDI Biological Laboratory	W-009081	07/10/17	5S			X			Deployment of nutrient balls to Berry Cove to study the impact of fertilizing eel grass beds	
Lewiston	Brookfield WhitePine Hydro, LLC	W-007658	07/22/18	5R			X			Lewiston Falls Hydro Project; 700,000 GPD non-contact cooling water	
Limerick	Ledgemere Hydro, LLC	W-008059	02/06/19	5R			X			Ledgemere Hydro Project; 22,320 GPD non-contact cooling water	
Lincoln	Lincoln Paper and Tissue	W-000381	05/26/16	5N	X	X	X			Kraft pulp and paper mill; 16.3 MGD process water; 3.0 MGD non-contact cooling water	
Lincoln Pt.	Aziscohos Reservoir Company	W-007582	03/17/19	5R			X			Aziscohos Hydro Project; 270,000 GPD non-contact cooling water	
Lisbon	Miller Hydro Group	W-007590	06/10/19	5R			X			Worumbo Hydro Project; 1.015 MGD non-contact cooling water	
Lisbon	Maine Electronics Inc.	W-007759	05/13/15	5S		X	X			Decommissioned circuit board manufacturing facility; 79,000 GPD discharge from DEP-approved GW remediation project	
Livermore Falls	Verso Androscoggin LLC	W-008067	02/07/19	5R			X			Otis Hydro Project; 14,400 GPD non-contact cooling water	

APPENDIX B
NON-POTW Waste Discharge Licenses as of December 31, 2014
Sorted by Location
(See Key to Column Headings at the End of the Appendix)

Location	Licensee	License #	Exp. Date	Type	Major	Tox	Surf	Sub	Spray	Comments	Compliance Status
Livermore Falls	Boralex Livermore Falls LP	W-007705	09/12/16	5S			X			Wood fired generation facility; 175,000 GPD cooling tower blowdown water and misc. process water & stormwater discharges	
Machias	Maine Wild Blueberry Co	W-008253	07/01/15	5P					X	Spray irrigation, blueberry processing facility	
Machias	Maine Wild Blueberry Co.	W-006137	04/21/16	5R			X			Blueberry processing facility; 70,000 GPD non-contact cooling water	
Machiasport	True North Maine Inc.	W-007951	12/04/17	5P			X			Salmon processing facility; 0.021 MGD process water discharge	
Madawaska	Twin Rivers LLC	W-002727	10/16/14	5N	X	X	X			Pulp and paper mill; 15 MGD discharge of process water, landfill leachate water, non-contact cooling water, filter backwash water, and stormwater	
Madison	Madison Paper Industries	W-008063	06/10/19	5R			X			Abenaki Hydro Project; 155,000 GPD non-contact cooling water	
Madison	Madison Paper Industries	W-002006	07/05/16	5S			X			Pulp & paper mill; 10.8 MGD vacuum seal and non-contact cooling water; 2.0 filter backwash discharge	
Mars Hill	J&D McCrum Farm	W-008230	08/08/16	5P					X	Potato processing facility; process waste water discharge	
Mars Hill	Pineland Farms Potato Co. Inc.	W-007949	12/01/19	5P					X	Potato processing facility; process waste water discharge	
Masardis	Algonquin Northern Maine GenCo	W-008069	12/01/19	5R			X			Squa Pan Hydro Project; 4,800 GPD non-contact cooling water	
Mattawamkeag	Great Lakes Hydro America, LLC	W-008075	12/19/18	5R			X			Mattaceunk Hydro Project; 144,000 GPD non-contact cooling water	
Mexico	Town of Mexico	W-009029	12/29/13	5V					X	Snow dump; discharge to mapped sand and gravel aquifer	

APPENDIX B
NON-POTW Waste Discharge Licenses as of December 31, 2014
Sorted by Location
(See Key to Column Headings at the End of the Appendix)

Location	Licensee	License #	Exp. Date	Type	Major	Tox	Surf	Sub	Spray	Comments	Compliance Status
Milbridge	Lawrence Ray Fishing Industries	W-007894	05/21/17	5P			X			Sea cucumber processing facility; 15,000 GPD process water	
Milford	Black Bear Hydro Partners LLC	W-002570	03/12/19	5R			X			Milford Hydro Project; 18,000 GPD non-contact cooling water	
Millinocket	Great Northern Paper Co., LLC	W-002227	05/26/16	5N	X	X	X			Pulp and paper mill; 43 MGD process water discharge; 85 MGD non-contact condenser cooling water discharge; 15 MGD bearing and pump cooling water discharge; misc. stormwater discharge	
Millinocket	Great lakes Hydro America, LLC	W-009101	7/16/18	5R			X			Millinocket Hydro station, 22,000 GPD non-contact cooling water and stormwater run off	
Monmouth	Tex-Tech Industries	W-000631	09/03/19	5R			X			Textile mill; 85,000 GPD non-contact cooling water	
Moosehead Jct. Twp.	Aqua Maine Inc.	W-008087	11/03/14	5S				X		Drinking water treatment facility; 2,500 GPD filter backwash discharge	
Moscow	Brookfield WhitePine Hydro, LLC	W-000573	07/24/18	5R			X			Wyman Hydro Project; 573,000 GPD non-contact cooling water	
Mount Vernon	Coastal Camps Inc (d/b/a Camp Laurel)	W-003269	11/02/17	5J					X	Commercial camp ground; 15,000 GPD sanitary waste water discharge	
Nashville Plantation	Irving Forest Products Inc	W-008263	05/22/19	5S				X	X	8K GPD subsurface boiler blowdown; 271,500 GPW hot pond water, floor drain and/or boiler blowdown	
New Gloucester	Dept. of Inland Fisheries & Wildlife	W-002030	11/06/19	6F			X			New Gloucester Fish Rearing Ponds; 3.0 MGD process water discharge	EL - TSS SNC - Phosphorous
New Sharon	Lane Road Construction	W-009012	04/10/18	5J					X	15,000 GPD septage dewatering spray irrigation	
New Sharon	New Sharon Water District	W-007693	04/03/19	5S			X			Drinking water treatment facility; 6,000 GPD filter backwash discharge	

APPENDIX B
NON-POTW Waste Discharge Licenses as of December 31, 2014
Sorted by Location
(See Key to Column Headings at the End of the Appendix)

Location	Licensee	License #	Exp. Date	Type	Major	Tox	Surf	Sub	Spray	Comments	Compliance Status
Newport	RSU 19, Nokomis Regional High School	W-007162	07/17/18	5J					X	33,000 GPD sanitary wastewater spray irrigation	
North Berwick	United Technologies/Pratt & Whitney	W-002749	12/04/17	5N		X	X			Jet engine parts manufacturer; 50,000 GPD process water discharge	
North Haven	Town of North Haven	W-008142	08/02/17	5S			X			Drinking water treatment facility; 2000 GPD filter backwash discharge	
Oakland	Messalonskee Stream Hydro LLC	W-000585	06/10/19	5R			X			Oakland (M2) Hydro Project; 48,000 GPD non-contact cooling water	
Oakland	Messalonskee Stream Hydro LLC	W-000577	06/10/19	5R			X			Rice Rips (M3) Hydro Project; 26,900 GPD non-contact cooling water	
Old Town	Red Shield Acquisition, LLC	W-002226	05/19/16	5N	X	X	X			Kraft pulp and paper mill; 24.4 MGD discharge of process water and treated landfill leachate water; non-contact cooling water, misc. filter backwash and hydro station cooling water discharges	
Old Town	Old Town Community Pool	W-009097	12/04/17	5S			X			3,500 gallons, intermittent discharge (every 60 days) non-process filter backwash	
Old Town	Old Town Water District	W-007706	06/11/14	5S			X			Drinking water treatment facility; 95,000 GPD filter backwash discharge	
Orland	G.M. Allen & Sons, Inc	W-007791	12/22/14	5P					X	Blueberry processing facility; 67,880 GPA process water discharge	
Orland	Craig Brook Nat'l Hatchery	W-001285	02/02/15	6F			X			Federal salmonid hatchery; 3.5 MGD process water discharge	SNC - Phosphorous
Orono	Orono-Veazie Water District	W-007954	11/21/14	5S			X			Drinking water treatment facility; 92,000 GPD filter backwash discharge	
Orono	University of Maine	W-008153	07/17/18	5S			X			30,000 GPD filter backwash discharge from University swimming pool	

APPENDIX B
NON-POTW Waste Discharge Licenses as of December 31, 2014
Sorted by Location
(See Key to Column Headings at the End of the Appendix)

Location	Licensee	License #	Exp. Date	Type	Major	Tox	Surf	Sub	Spray	Comments	Compliance Status
Orrington	Mallinckroot	W-001048	07/03/18	5N			X			Chlorine manufacturing facility; 0.15 MGD process water discharge	
Orrington	Penobscot Energy Recovery Co.	W-006893	09/17/19	5O			X			Refuse fired generating facility; 22,500 GPD non-contact cooling water; boiler blowdown water, misc. process waters	
Oxford	MGA Cast Stone Inc	W-008258	09/06/16	5S				X		Treated concrete block wash water	
Palermo	Dept. of Inland Fisheries & Wildlife	W-002035	12/20/16	6F			X			Palermo Fish Rearing Station; 4.75 MGD process water discharge	
Parsonsfield (Kezar Falls)	Kezar Falls Hydro LLC	W-008060	02/03/19	5R			X			Kezar Falls Hydro Project; 22,320 GPD non-contact cooling water	
Perry	Passama-quoddy Water District	W-007568	12/28/14	5S			X			Drinking water treatment facility; 45,000 GPD filter backwash discharge	
Phillips	Dept. of Inland Fisheries & Wildlife	W-002036	08/01/11	6F			X			Phillips Fish Rearing Station; 0.36 MGD process water discharge	
Pierce Pond Township	Nestle Waters, N.A., Inc	W-000905	03/23/16	6F			X			Dead River Hathery, commercial fish hatchery and rearing station; 1.5 MGD process water discharge	
Plymouth	Soil Preparation, Inc.	W-007882	05/06/19	5J					X	Septage dewatering and composting facility; 20,000 GPD discharge, seasonal	
Portland	I.S.F. Trading Company	W-007808	11/21/14	5P			X			Sea urchin and shrimp processing facility; 23,000 GPD process water discharge	
Portland	Fresh Atlantic USA	W-009008	06/05/17	5P			X			Sea urchin processing facility; 12,100 GPD process water discharge	
Portland	B&G Foods of North America	W-000980	10/17/19	5R			X			Baked bean processing facility; 460,000 GPD non-contact cooling water	

APPENDIX B
NON-POTW Waste Discharge Licenses as of December 31, 2014
Sorted by Location
(See Key to Column Headings at the End of the Appendix)

Location	Licensee	License #	Exp. Date	Type	Major	Tox	Surf	Sub	Spray	Comments	Compliance Status
Presque Isle	Eugene & Heidi Knight (d/b/a Golden Gate Park)	W-008159	08/07/18	5J					X	Commercial mobile home park; 44,000 GPD sanitary waste water discharge	
Presque Isle	McCain Foods USA, Inc.	W-008085	05/17/12	5N		X	X			Potato processing facility; 4.0 MGD process water and sanitary waste water	
Presque Isle	Presque Isle Water District	W-002618	10/17/19	5S			X			Drinking water treatment facility; 180,000 GPD filter backwash discharge	
Rangeley	Cooke Aqualculture USA, Inc	W-004701	10/15/15	6F			X			Commercial salmon hatchery; 12 MGD process water discharge	
Raymond	Auto Bath	W-008260	04/09/18	5S				X	X	Car wash, 12,500 GPD, seasonal spray irrigation	
Rockland	FMC Biopolymer	W-001999	12/04/17	5R			X			Carageenan manufacturing facility; 12.1 MGD contact and non-contact cooling water discharge	
Rockland	Dragon Products Co. LLC	W-009025	07/08/18	5R			X			Cement transfer terminal; 113,000 GPD non-contact cooling water and treated condensate water discharge	
Rockland	Town of Rockland	W-007939	04/12/17	5V			X			Snow dump; discharge to tidewater	
Rockport	Town of Rockport	W-008134	05/16/17	5V			X			Snow dump; discharge to tidewater	
Rumford	Rumford Paper Company	W-000955	12/20/17	5N	X	X	X			Kraft pulp and paper mill (formerly Boise Cascade); 34 MGD process water & landfill leachate water discharge; 47 MGD non-contact cooling water discharge	
Rumford	Rumford Falls Hydro LLC	W-008083	03/12/19	5R			X			Rumford Falls Hydro Project; 145,000 GPD non-contact cooling water	
Saco	Brookfield WhitePine Hydro, LLC	W-000584	07/22/18	5R			X			Cataract Hydro Project; 196,000 GPD non-contact cooling water	

APPENDIX B
NON-POTW Waste Discharge Licenses as of December 31, 2014
Sorted by Location
(See Key to Column Headings at the End of the Appendix)

Location	Licensee	License #	Exp. Date	Type	Major	Tox	Surf	Sub	Spray	Comments	Compliance Status
Sanford	Evonik LLC	W-001914	11/01/15	5R			X			Plastics manufacturing facility; 300,000 GPD non-contact cooling water	
Scarborough	Bayley's Quality Seafood	W-000990	12/04/17	5P			X			Shellfish processing facility; 63,525 GPD seafood processing waste water discharge	
Searsport	Irving Oil Terminals, Inc.	W-001373	04/09/15	5S			X			Fuel oil terminal/transfer facility; storm water discharge	
Searsport	Irving Oil Terminals, Inc.	W-000942	04/09/15	5S			X			Fuel oil terminal/transfer facility; storm water discharge	
Searsport	C.H. Sprague & Son, Inc.	W-002564	09/14/14	5S			X			Fuel oil terminal/transfer facility; storm water discharge	
Searsport	GAC Chemical Corporation	W-002530	03/03/16	5S			X			Industrial chemical manufacturer (formerly General Alum); 124,000 GPD non-contact cooling water, process water, and storm water discharges	
Skowhegan	Brookfield WhitePine Hydro, LLC	W-000583	07/24/18	5R			X			Weston Hydro Project; 576,000 GPD non-contact cooling water	
Smithfield	Camp Matoaka, Inc.	W-006097	06/11/15	5J					X	Commercial summer camp; 18,000 GPD sanitary waste water discharge	
South Portland	Global Companies, LLC	W-002565	06/13/16	5S			X			Fuel oil terminal/transfer facility; storm water discharge	
South Portland	Sprague Energy Corp.	W-000886	05/07/17	5S			X			Fuel oil terminal/transfer facility; storm water discharge	
South Portland	Clean Harbors Environmental Services, Co.	W-000647	03/03/19	5S			X			Fuel oil terminal/transfer facility; storm water discharge	
South Portland	South Portland Terminal LLC	W-002653	04/10/19	5S			X			Fuel oil terminal/transfer facility; storm water discharge and treated tank bottom discharge water	
South Portland	Citgo Petroleum Corp.	W-000637	08/18/19	5S			X			Fuel oil terminal/transfer facility; storm water discharge	

APPENDIX B
NON-POTW Waste Discharge Licenses as of December 31, 2014
Sorted by Location
(See Key to Column Headings at the End of the Appendix)

Location	Licensee	License #	Exp. Date	Type	Major	Tox	Surf	Sub	Spray	Comments	Compliance Status
South Portland	Portland Pipeline Corporation	W-002651	12/15/19	5S			X			Fuel oil terminal/transfer facility; storm water discharge	
South Portland	Gulf Oil Limited Partnership	W-000737	12/18/19	5S			X			Fuel oil terminal/transfer facility; storm water discharge	
St. George	Sea Hag Seafood, Inc	W-009091	10/03/17	5P			X			Seafood processing facility. 15,000 GPD treated process wastewater & wash down water. 312,000 GPD non-contact cooling water.	
St. George	Midcoast Fishermans Coop	W-009064	06/28/16	5P			X			500 GPD seafood processing	
T3 Indian Purchase	Great Lakes Hydro America, LLC	W-008078	12/20/18	5R			X			North Twin Hydro Project; 36,000 GPD non-contact cooling water	
T3 R11	Great Lakes Hydro America, LLC	W-008079	12/19/18	5R			X			Ripogenus Hydro Project; 691,200 GPD non-contact cooling water	
Taunton & Raynham Twp.	Brassua Hydro Lmtd Prtnrshp	W-008054	12/03/18	5R			X			Brassua Hydro Project; 14,400 GPD non-contact cooling water	
Topsham	Topsham Hydro Partners	W-008058	03/06/19	5R			X			Pejepscot Hydro Project; 349,920 GPD non-contact cooling water	
Topsham	Brunswick-Topsham Water District	W-008261	08/05/18	5S			X			80,000 GPD filter backwash from infiltration lagoon	
Turner	Moark	W-008094	10/04/16	5O					X	Commercial egg production facility; 19,500 GPD egg wash water and sanitary waste water discharge	
Veazie	Casco Bay Energy Co., L.C.C.	W-008016	04/11/16	5O			X			Combined cycle natural gas-fired generating facility; 1.96 MGD filter backwash water, demineralization water, cooling tower blowdown water, and boiler blowdown water	

APPENDIX B
NON-POTW Waste Discharge Licenses as of December 31, 2014
Sorted by Location
(See Key to Column Headings at the End of the Appendix)

Location	Licensee	License #	Exp. Date	Type	Major	Tox	Surf	Sub	Spray	Comments	Compliance Status
Waldoboro	Osram Sylvania Inc	W-000714	12/12/16	5S			X			Light bulb filament manufacturing facility; 10,000 GPD treated groundwater discharge	
Warren	Aqua Maine Inc.	W-008214	11/22/15	5S				X		Drinking water treatment facility; 6,000 GPD filter backwash discharge	
Waterboro	Waterways, Inc.	W-008129	12/31/14	5S				X		Commercial car wash facility; 2,500 GPD wash water discharge	
Waterville	Maine Central Railroad	W-006634	06/10/16	5O			X			Railroad locomotive and railcar repair facility; 144,000 GPD process waste water & storm water discharges	
Waterville	Huhtamaki, Inc	W-009105	11/06/18	5R			X			1.5 MGD non-contact cooling water and unspecified amount of stormwater	
Westbrook	S.D. Warren	W-002224	06/03/18	5N	X	X	X			Paper mill; 10 MGD process water discharge; 2.5 MGD filter backwash water discharge; 12 MGD non-contact cooling water discharge	
Westbrook	City of Westbrook School Dept.	W-008247	11/04/18	5S				X	X	School; 16,000 GPD geothermal "bleed water" discharge	
Winslow	Hydro Kennebec LLC	W-007579	06/11/19	5R			X			Hydro Kennebec Project; 250,000 GPD non-contact cooling water	
Winthrop	Moark	W-008103	11/22/15	5P					X	Commercial egg production facility; 3,000 GPD egg wash and sanitary waste water discharge	
Woolwich	Bath Water District	W-008140	04/18/17	5S			X			Drinking water treatment facility; 283,000 GPD filter backwash discharge	
Yarmouth	FPL Energy Wyman LLC	W-000634	06/17/13	5R	X	X	X			W.F. Wyman Station generating facility; 530 MGD non-contact cooling water; 5.0 MGD intake backwash water; 8.4 MGD boiler blowdown, ash transport, and ash hopper seal waters, regeneration water, and misc. floor drain and stormwater discharges	

APPENDIX B
NON-POTW Waste Discharge Licenses as of December 31, 2014
Sorted by Location
(See Key to Column Headings at the End of the Appendix)

Location	Licensee	License #	Exp. Date	Type	Major	Tox	Surf	Sub	Spray	Comments	Compliance Status
York	The Goldenrod	W-002862	06/17/15	5R			X			Restaurant & candy factory; 20,000 GPD non-contact cooling water discharge	
York	York Water District	W-009119	10/21/19	5U			X			Algaecide application, Chase's Pond	

		LICENSES	MEPDES	TYPE	MAJ	TOX	SURF	SUB	SPRAY	COMMENTS	COMPLIANCE STATUS
TOTALS		204	161	---	12	17	160	14	38		EL = 2 SNC = 7

Does not include the following:

- Atlantic Salmon Aquaculture facilities licensed under General Permit #MEG130000 – see Appendix C
- Antifouling Paint Contaminated Vessel Wash Water facilities licensed under General Permit #MEG170000 – see Appendix D
- Aquatic Pesticide discharges licensed under General Permit #MEG140000 – see Appendix E
- Application of Piscicides discharges licensed under General Permit #MEG180000 – see Appendix F
- Aquatic Herbicide discharges licensed under General Permit #MEG150000 – see Appendix G
- Discharges of Waste Snow to Ground Waters under General Permit #MEG220000 – see Appendix H
- Discharges of Waste Snow to Surface Waters under General Permit #MEG210000 – see Appendix I

APPENDIX B

NON-POTW Waste Discharge Licenses as of December 31, 2014

Key to Column Headings

LOCATION	Municipality in which discharge is located.
LICENSEE	Name of license holder.
LICENSE #	DEP waste water facility/license number.
EXP. DATE	Expiration date of last DEP license issued for the facility.
TYPE	Type code and base fee category for the facility: 5J Sanitary wastewater, commercial source 5N Major industrial facility--process wastewater discharge 5O Minor industrial facility--process wastewater discharge 5P Food handling or packaging wastewater 5R Non-contact cooling water 5S Industrial/Commercial source--miscellaneous or incidental non-process wastewater 5U Aquatic pesticide application 5V Snow dump 5X Log storage permit 5Y General Permits: Anti-fouling Paint, Aquatic Herbicides, Aquatic Pesticides and Piscicides for control of Invasive Fishes, Waste Snow 5Z Experimental discharge license 6E Fish rearing facility, less than 100,000 GPD 6F Fish rearing facility, greater than 100,000 GPD 6G Marine aquaculture facility (individual permit) 6H Marine aquaculture facility (general permit)
MAJOR	Major discharge facility.
TOX	Facility is subject to toxicity testing.
SURF	Facility discharges to surface water.
SUB	Facility discharges through subsurface system.
SPRAY	Facility discharges through spray irrigation (i.e., land application) system.
COMPLIANCE STATUS	Indicates if the facility was in Significant Non Compliance (SNC) or Exception List (EL) during the year for the listed parameter(s). A blank space in this column indicates Substantial Compliance. For those facilities that were in SNC or EL a summary of the non-compliance can be found in Appendices H and I. Totals at bottom of column only include highest level of non-compliance per facility.

APPENDIX B

NON-POTW Waste Discharge Licenses as of December 31, 2014

NOTES

1. The eighteen type 5J licenses break down as follows: eight are for seasonal land application discharges from commercial campgrounds/summer camps/school; four are for land application discharges from trailer parks; five are for seasonal land application discharges of treated septage effluent; and one is for the year-round subsurface discharge of treated septage effluent.
2. The following five licenses are for both surface water and seasonal land application discharges: Houlton—Tate & Lyle Ingredients Americas; Cherryfield—Jasper Wyman; Cherryfield—Cherryfield Foods; Deblois—Jasper Wyman & Sons; and Hancock—Hancock Foods.
3. The following four licenses include approvals for thermal mixing zones: Baileyville (stud mill)—Woodland Pulp, LLC; Millinocket—Katahdin Paper; Rumford—Mead Paper; and Westbrook—SD Warren.
4. The following seven licensed facilities are currently shut down and are not discharging: Baileyville - Woodland Pulp (former OSB Mill), Belgrade - Pat Jackson, Inc.; LLC; Caribou - WPS New England Generation; Millinocket - Katahdin Paper Co, LLC.; Orrington - Mallinckrodt, LLC.; Phillips - DIFW; and South Bristol - South Bristol Wharf LLC.
5. The following licensed facility is currently in operation but is not discharging: Lisbon - Maine Electronics.
6. The following licensed facility has never been in operation: Belgrade - Pat Jackson.
7. The following two facilities are licensed for the discharge of treated groundwater from a groundwater remediation project: Waldoboro - Osram Sylvania; and Lisbon - Maine Electronics.
8. All land application discharges are seasonal, except for Mars Hill - Pineland Farms Potato Company, Inc., which is licensed to discharge “snowfluent” during the winter.
9. In 2001, all seven fuel oil terminals/transfer facilities in South Portland were changed from major to minor status.
10. The Bath - Bath Iron Works license includes a snow dump discharge to tidewater.
11. The following six facilities are licensed as concentrated animal feeding operations (CAFOs): Clinton - Flood Brothers Inc., Rogers Farm, The Wright Place, Caverly Farms LLC; Fort Fairfield - Pineland Farms Natural Meat Inc.; and Exeter - Stonyvale Inc.
12. Westbrook - City of Westbrook School Department is licensed for subsurface and land application discharges of geo thermal bleed water.

APPENDIX C

Atlantic Salmon Aquaculture Facilities Approved Under General Permit MEG130000 As of December 31, 2014 Sorted by Location

LICENSEE	LOCATION	LICENSE #	MEPDES #	DATE APPROVED	TYPE	NOTES
Cooke Aquaculture USA, Inc.	Beals	W-009116	MEG130029	6/13/14	MRY	6H Sand Cove site
Cooke Aquaculture USA, Inc.	Beals	W-009117	MEG130030	6/13/14	MRY	6H Spectacle Island site
Cooke Aquaculture USA, Inc.	Cutler	W-008228	MEG130017	5/30/14	MRY	6H Cutler West site
Cooke Aquaculture USA, Inc.	Cutler	W-009112	MEG130025	5/30/14	MRY	6H Cross Island site
Cooke Aquaculture USA, Inc.	Cutler	W-009114	MEG130027	5/30/14	MRY	6H Cross Island North site
Cooke Aquaculture USA, Inc.	Eastport	W-009040	MEG130018	5/30/14	MRY	6H Deep Cove site
Cooke Aquaculture USA, Inc.	Eastport	W-009115	MEG130028	5/30/14	MRY	6H Broad Cove
Cooke Aquaculture USA, Inc.	Frenchboro	W-009065	MEG130023	5/30/14	MRY	6H Black Island South
Cooke Aquaculture USA, Inc.	Frenchboro	W-009113	MEG130026	5/30/14	MRY	6H Black Island
Cooke Aquaculture USA, Inc.	Lubec	W-009042	MEG130020	5/30/14	MRY	6H South Bay site
Cooke Aquaculture USA, Inc.	Machiasport	W-008165	MEG130001	6/13/14	MRY	6H Starboard Island site
Cooke Aquaculture USA, Inc.	Swans Island	W-009066	MEG130024	5/30/14	MRY	6H Scrag Island

NUMBER OF FACILITIES = 12

NOTE: General Permit MEG130000 expires on April 10, 2019.

APPENDIX D

Antifouling Paint Contaminated Vessel Wash Water
Approved Under General Permit MEG170000
As of December 31, 2014
Sorted by Location

LICENSEE	LOCATION	LICENSE #	MEPDES #	DATE	TYPE	NOTES
				APPROVED		
SEAL COVE BOATYARD INC.	BROOKSVILLE	W-009046	MEG170006	9/28/2010	5Y	
PORT HARBOR MARINE	SOUTH PORTLAND	W-009046	MEG170008	10/28/2010	5Y	

NUMBER OF FACILITIES = 2

NOTE: GENERAL PERMIT MEG170000 EXPIRES OCTOBER 14, 2019.

APPENDIX E

Aquatic Pesticide Application For Control of Mosquitos Approved Under General Permit MEG140000 As of December 31, 2014 Sorted by Location

LICENSEE	LOCATION	LICENSE #	MEPDES #	DATE APPROVED	TYPE	NOTES
TOWN OF KITTERY	KITTERY	W-009021	MEG140002	09/27/2010	5Y	PERMIT FOR TREATMENT OF 18 FRESHWATER AND 1 SALTWATER WETLANDS QUALIFYING AS MOSQUITO BREEDING HABITAT
TOWN OF YORK	YORK	W-009014	MEG140003	09/27/2010	5Y	PERMIT FOR TREATMENT OF 12 FRESHWATER WETLANDS QUALIFYING AS MOSQUITO BREEDING HABITAT

NUMBER OF FACILITIES = 2

NOTE: GENERAL PERMIT MEG140000 EXPIRES SEPTEMBER 28, 2015.

APPENDIX F

**Application of Piscicides for the Control of Invasive Fishes
Approved Under General Permit MEG180000
As of December 31, 2014
Sorted by Location**

LICENSEE	LOCATION	LICENSE #	MEPDES #	DATE APPROVED	TYPE	NOTES
MAINE DEPT IF&W BROKEN BRIDGE POND / CROCKER POND	ALBANY TOWNSHIP	W-009118	MEG180006	07/30/14	5Y	PERMIT FOR APPLICATION OF PISCICIDES TO BROKEN BRIDGE AND CROCKER PONDS.

NUMBER OF FACILITIES = 1

NOTE: GENERAL PERMIT MEG180000 EXPIRES AUGUST 29, 2019.

APPENDIX G

Aquatic Herbicide Discharges Approved Under General Permit MEG150000 As of December 31, 2014 Sorted by Location

LICENSEE	LOCATION	LICENSE #	MEPDES #	DATE APPROVED	TYPE	NOTES
MAINE DEP—INVASIVE AQUATIC SPECIES PROGRAM	LIMERICK	W-009022	MEG150005	06/26/12	5Y	PERMIT FOR AQUATIC HERBICIDE TREATMENT OF PICKEREL POND TO CONTROL INVASIVE HYDRILLA VERTICILLATA

NUMBER OF FACILITIES = 1

NOTE: GENERAL PERMIT MEG150000 EXPIRES OCT 4, 2016.

APPENDIX H

**Discharges of Waste Snow to Ground Waters
Approved Under General Permit MEG220000
As of December 31, 2014
Sorted by Location**

LICENSEE	LOCATION	LICENSE #	MEPDES #	DATE APPROVED	TYPE	NOTES
Town of Dixfield	Dixfield	W009122	MEG220001	11/4/14	5Y	Dixfield Snow Dump

NUMBER OF FACILITIES = 1

NOTE: General Permit MEG220000 expires February 28, 2019.

APPENDIX I

**Discharges of Waste Snow to Surface Waters
Approved Under General Permit MEG210000
As of December 31, 2014
Sorted by Location**

LICENSEE	LOCATION	LICENSE #	MEPDES #	DATE APPROVED	TYPE	NOTES
Town of Sanford	Sanford	W009125	MEG210003	11/4/14	5Y	Sanford Snow Dump
Town of Wiscasset	Wiscasset	W009111	MEG210001	4/11/14	5Y	Wiscasset Snow Dump

NUMBER OF FACILITIES = 2

NOTE: General Permit MEG210000 expires February 28, 2019.

APPENDIX J

Point Source Dischargers on the Exceptions List (EL)*

Calendar Year 2014

(*SEE PAGE 8 FOR DEFINITION OF EL)

FACILITY	PARAMETER(S)	STATUS (EL)*
----------	--------------	--------------

<p>BRUNSWICK</p> <p>GRAHAM ROAD LANDFILL</p>	<p>Ammonia</p> <p>ACTIONS: Brunswick landfill is subject to a category specific ammonia requirement for landfills. They are unable to meet this requirement with the current treatment lagoons. They have obtained an evaluation of a possible upgrade option and the associated estimate of the cost. Based on the high cost of the upgrade, and the remaining capacity at the facility, they are pursuing potentially closing the landfill and are in discussions with DEP about that option at this time.</p>	
<p>BUCKSPORT</p> <p>PUBLICLY OWNED TREATMENT WORKS</p>	<p>Biological Oxygen Demand Biological Oxygen Demand % Total Settleable Solids Total Settleable Solids %</p> <p>ACTIONS: Bucksport previously had a 301H waiver from EPA to provide primary treatment only. EPA has denied that waiver, and as a result, Bucksport is in the process of upgrading their current plant to provide secondary treatment. They were relicensed and required to meet secondary standards (the only legal option without a 301H waiver), which will be impossible with the current primary plant. They are under an Administrative Consent Agreement to upgrade their plant to secondary standards.</p>	
<p>GOULDSBORO</p> <p>MAINE FAIR TRADE LOBSTER, LLC</p>	<p>Total Settleable Solids</p> <p>ACTIONS: Facility experienced TSS violations. There is no national standard for lobster processing, so a related standard for other seafood processing was adapted. Maine DEP is working to establish criteria for lobster processing.</p>	

APPENDIX J

Point Source Dischargers on the Exceptions List (EL) Calendar Year 2014

FACILITY	PARAMETER(S)	STATUS (EL)*
<p>LEWISTON</p> <p>LEWISTON-AUBURN WATER POLLUTION CONTROL AUTHORITY (LAWPCA)</p>	<p>Settleable Solids</p> <p>ACTIONS: Facility experienced washout of secondary solids from filamentous growth. They used polymer as settling aid, turned off contact zone air, tested for volatile acids, and talked to other plants to strategize how to combat this problem. They believe nutrient deficiency and high volatile acids in Auburn influent and digester related filtrate caused a change leading to problems. DEP has sent LAWPCA a Letter of Warning on this matter.</p>	
<p>NEW GLOUCESTER</p> <p>IF&W - FISH HATCHERY</p>	<p>Total Settleable Solids</p> <p>ACTIONS: Facility violated the TSS mass limits due to the excessive flow of water going through the facility. Facility cannot control the flow of water, upstream runoff causing increased flows due to natural conditions. Facility would need to be upgraded to eliminate this problem from reoccurring.</p>	
<p>NORTH HAVEN</p> <p>PUBLICLY OWNED TREATMENT WORKS</p>	<p>Biological Oxygen Demand</p> <p>ACTIONS: Facility experienced some BOD violations and data did not look representative of plant influent or effluent. DEP provided technical assistance and discovered a number of problems at the facility. DEP wrote a report to assist facility in correcting the issues discovered while providing technical assistance.</p>	
<p>VASSALBORO</p> <p>PUBLICLY OWNED TREATMENT WORKS – NORTH MAIN ST. FACILITY</p>	<p>Biological Oxygen Demand</p> <p>ACTIONS: Sand filters froze due to cold temperatures and caused short circuiting of treatment system. There were also some maintenance failures that occurred at this facility. Town has hired an engineering firm to evaluate current treatment system and evaluate future treatment options. DEP sent a Letter of Warning to this facility for these issues.</p>	

APPENDIX J

Point Source Dischargers on the Exceptions List (EL) Calendar Year 2014

FACILITY	PARAMETER(S)	STATUS (EL)*
<p>WINTERPORT</p> <p>WINTERPORT SEWER DISTRICT</p>	<p>Biological Oxygen Demand</p> <p>Biological Oxygen Demand %</p> <p>Total Settleable Solids</p> <p>Total Settleable Solids %</p> <p>ACTIONS: Winterport previously had a 301H waiver from EPA to provide primary treatment only. EPA has denied that waiver, and as a result, Winterport is pursuing upgrading their current plant to provide secondary treatment. They were relicensed and required to meet secondary standards (the only legal option without a 301H waiver), which will be impossible with the current primary plant. They are under an Administrative Consent Agreement to upgrade their plant to secondary standards.</p>	

APPENDIX K

Point Source Dischargers Significant Non-Compliance (SNC)*

Calendar Year 2014

(*SEE PAGE 8 FOR DEFINITION OF SNC)

FACILITY	PARAMETER(S)	STATUS (SNC)
<p>AUGUSTA</p> <p>IF&W - GOVERNOR HILL FISH HATCHERY</p>	<p>Phosphorus</p> <p>ACTIONS: Facility experienced high phosphorus monthly average masses, as they have in past years at this time. Have had heavier rains during this period than usual, exacerbating the condition. Facility was recently upgraded to improve solids removal, but is still experiencing phosphorus violations. DEP sent a Letter of Warning to the facility for these issues and is waiting until the promulgation of the DEP's Nutrient Rule to determine future actions.</p>	
<p>ELIOT</p> <p>AUTOWASH INC.</p>	<p>Aliphatic hydrocarbons</p> <p>ACTIONS: Facility experienced problems with analysis from commercial laboratory. Laboratory failed to achieve the DEP reporting limit for the aliphatic hydrocarbons. DEP sent this facility a Letter of Warning for some reporting violations.</p>	
<p>EMBDEN</p> <p>IF&W - ELA FISH REARING STATION</p>	<p>Phosphorous</p> <p>ACTIONS: Facility continues to violate applicable monthly phosphorus limits. Facility treatment system not built to treat discharge for phosphorus. Treatment works would need to be upgraded if phosphorus treatment was determined to be necessary. DEP is waiting until the promulgation of the DEP's Nutrient Rule to determine future actions.</p>	
<p>FRENCHVILLE</p> <p>PUBLICLY OWNED TREATMENT WORKS</p>	<p>Biological Oxygen Demand</p> <p>ACTIONS: In 2014, St. Agatha joined Frenchville to make one utility and they experienced some startup operational problems preparing the necessary infrastructure to perform as one cohesive utility.</p>	

APPENDIX K

Point Source Dischargers Significant Non-Compliance (SNC) Calendar Year 2014

FACILITY	PARAMETER(S)	STATUS (SNC)
<p>GOULDSBORO</p> <p>MAINE FAIR TRADE LOBSTER, LLC</p>	<p>Oil & Grease</p> <p>ACTIONS: Facility experienced oil and grease violations. There is no national standard for lobster processing, so a related standard for other seafood processing was adapted. Maine DEP is working to establish criteria for lobster processing.</p>	
<p>GRAY</p> <p>IF&W – DRY MILLS FISH HATCHERY</p>	<p>Phosphorous</p> <p>ACTIONS: Facility does not have any treatment to address phosphorus. Facility would have to upgrade the existing treatment system to provide for the treatment of phosphorus. DEP is waiting until the promulgation of the DEP’s Nutrient Rule to determine future actions.</p>	
<p>NEW GLOUCESTER</p> <p>IF&W - FISH HATCHERY</p>	<p>Phosphorous</p> <p>ACTIONS: Facility does not have any treatment to address phosphorus. Facility would have to upgrade the existing treatment system to provide for the treatment of phosphorus. DEP is waiting until the promulgation of the DEP’s Nutrient Rule to determine future actions.</p>	
<p>ORLAND</p> <p>CRAIG BROOK NATIONAL FISH HATCHERY</p>	<p>Phosphorous</p> <p>ACTIONS: Facility states that problem is related to the fact that the second quarter being one of the largest feeding times because the water temperatures are optimal for salmon growth. Biomass at the fish hatchery is slightly higher than 2013 due to changes in broodstock that requires increased feeding. Facility is investigating alternative treatment options.</p>	

APPENDIX K

Point Source Dischargers Significant Non-Compliance (SNC) Calendar Year 2014

FACILITY	PARAMETER(S)	STATUS (SNC)
<p>SORRENTO</p> <p>PUBLICLY OWNED TREATMENT WORKS</p>	<p>Total Residual Chlorine</p> <p>ACTIONS: Facility has experienced the problems chronically for a number of years. Upgrade of facility treatment should result in the resolution of these issues. Outfall is being extended to increase dilution which will positively affect the allowable discharge limits and is being coupled with the installation of a dechlorination system to control discharge of TRC.</p>	
<p>VASSALBORO</p> <p>PUBLICLY OWNED TREATMENT WORKS – CEMETARY ST . FACILITY</p>	<p>Biological Oxygen Demand</p> <p>ACTIONS: Facility experienced BOD violations at this facility that may have been caused by some maintenance issues surrounding a broken main feed line on the sand filter. DEP sent a Letter of Warning on this issue to the Town. Town has hired an engineering firm to evaluate current treatment system and evaluate future treatment options.</p>	
<p>VASSALBORO</p> <p>PUBLICLY OWNED TREATMENT WORKS – NORTH MAIN ST. FACILITY</p>	<p>E. coli Bacteria</p> <p>ACTIONS: Facility experienced effluent problems at this facility due to maintenance issues surrounding chlorinators that were in disrepair. DEP sent a Letter of Warning on this issue to the Town. Town has hired an engineering firm to evaluate current treatment system and evaluate future treatment options.</p>	

APPENDIX L

Projects Funded by the Clean Water State Revolving Loan Fund (CWSRF)
During the State Fiscal Year 2014:

PROJECT	PROJECT AMOUNT
TOWN OF CALAIS: SEWER SEPARATION – CSO ABATEMENT	\$305,000
TOWN OF DIXFIELD: SEWER REPLACEMENT	\$110,000
EAGLE LAKE WATER & SEWER DISTRICT: PUMPING STATION EQUIPMENT & VACUUM TRUCK	\$232,000
CITY OF EASTPORT: TREATMENT PLANT & PUMPING STATION UPGRADES	\$534,000
HOULTON WATER CO.: WASTEWATER TREATMENT FACILITY UPGRADES	\$641,000
HOULTON WATER CO.: WASTEWATER TREATMENT FACILITY UPGRADES	\$187,000
MAINE FOREST SERVICE: EQUIPMENT FOR SILVICULTURE BEST MANAGEMENT PRACTICES	\$3,504,682
MAINE STATE HOUSING AUTHORITY: DECENTRALIZED SEPTIC SYSTEM REPAIR/REPLACEMENT	\$38,463
PRESQUE ISLE SEWER DISTRICT: SLUDGE TRUCK	\$100,000
CITY OF PRESQUE ISLE: REFINANCE OF LANDFILL CLOSURE	\$6,225,000
SANFORD SEWERAGE DISTRICT: PUMPING STATION UPGRADE	\$456,000
TOWN OF SKOWHEGAN: PUMPING STATION UPGRADES & SEWER SEPARATION – CSO ABATEMENT	\$11,880,000
TOWN OF SOUTHWEST HARBOR: FORCE MAIN & SEWER REPLACEMENT	\$440,000
TOTAL	\$24,653,145

APPENDIX M

WASTEWATER FACILITIES PROJECTED UPGRADE NEEDS

Wastewater Facilities Projected Upgrade Needs

Maine's Clean Water State Revolving Fund (CWSRF) was established to maintain and improve the state's inventory of Publicly Owned Treatment Works (POTWs) in perpetuity. However, the state's wastewater infrastructure needs are greater than the fund's ability to provide affordable financing. Many communities, especially smaller, less affluent communities and districts, do not have the financial capability to borrow the sums of money needed to stop continued deterioration of sewers, pump stations and treatment facilities. The table below lists wastewater needs as of January of 2014 (most recent update). These documented needs are determined from engineering studies and capital improvement plans for municipalities and districts.

Municipality or District	Total Costs	Wastewater Treatment	Sewer Replacement or Rehabilitation	New Collector or Interceptor Sewers	Combined Sewer Overflow Correction
ANSON-MADISON WWTF	\$3,997,549		\$984,947	\$3,012,602	
AUBURN CS	\$1,145,182				\$1,145,182
BANGOR WPCF	\$28,063,366	\$5,375,766			\$22,687,600
BAR HARBOR STP	\$14,660,111		\$2,213,480		\$12,446,631
BATH WWTP	\$6,965,502				\$6,965,502
BAYVILLE WWTF	\$924,017			\$924,017	
BELFAST STP	\$5,084,254				\$5,084,254
BERWICK WPCF	\$32,872,237	\$2,021,095	\$1,400,000	\$29,451,142	
BETHEL WWTF	\$2,788,523		\$734,345	\$2,054,178	
BIDDEFORD POOL	\$248,109	\$248,109			
BIDDEFORD POOL	\$248,109	\$248,109			
BIDDEFORD WWTP	\$56,728,923				\$56,728,923
BLUE HILL WWTP	\$150,440	\$50,679	\$99,761		
BOOTHBAY HARBOR WWTF	\$3,327,424		\$2,282,101	\$1,045,323	
BOOTHBAY SEWERS	\$2,855,245			\$2,855,245	
BREWER WWTF	\$6,999,043	\$1,936,529	\$2,978,514		\$2,084,000
BRIDGTON STP					
BROWNVILLE WWTF	\$10,078,946	\$8,910,660	\$1,168,286		
BRUNSWICK STP	\$19,372,173	\$15,401,076	\$3,971,097		
BUCKSPORT WWTP	\$6,048,107	\$5,833,439	\$214,668		
CALAIS WWTF	\$10,839,517	\$3,850,000		\$3,389,517	\$3,600,000
CAMDEN WPCF	\$4,001,290	\$103,712	\$484,975	\$3,412,603	
CAPITOL ISLAND VILLAGE CORP	\$934,921			\$934,921	
CARIBOU UTILITY DISTRICT	\$6,975,088	\$339,349	\$6,635,739		
CASTINE WPCF	\$933,267		\$933,267		
CLINTON WWTF	\$1,275,114		\$1,275,114		
CORINNA WPCF	\$498,804		\$498,804		
CUMBERLAND INTERCEPTOR	\$190,602		\$190,602		
DEXTER TREATMENT PLANT	\$2,607,377	\$1,748,470	\$858,907		

Municipality or District	Total Costs	Wastewater Treatment	Sewer Replacement or Rehabilitation	New Collector or Interceptor Sewers	Combined Sewer Overflow Correction
DIXFIELD CS	\$544,222		\$544,222		
DOVER-FOXCROFT WPCF	\$1,644,863	\$209,729	\$1,416,745		\$18,389
EASTPORT WWTF	\$4,925,000	\$4,925,000			
ELIOT CS	\$9,746,965		\$4,245,125	\$5,501,840	
ELLSWORTH WWTP	\$3,298,806		\$3,298,806		
FAIRFIELD CS	\$2,870,982		\$2,410,789		\$460,193
FALMOUTH WWTF	\$6,549,703	\$851,562	\$5,698,141		
FARMINGTON WPCF	\$1,807,106	\$1,772,472	\$34,634		
FORT KENT WWTF	\$1,179,572		\$1,179,572		
FREEPORT WWTF	\$3,056,746		\$3,056,746		
GARDINER WPCF	\$4,023,653	\$2,453,670	\$459,811		\$1,110,172
GORHAM VILLAGE CS	\$205,650		\$205,650		
GREAT SALT BAY WPCF	\$459,244	\$395,049	\$64,195		
GREATER AUGUSTA UTILITY DISTRICT	\$29,651,695	\$4,534,117	\$16,034,055		\$9,083,523
GREENVILLE WWTF	\$1,496,412	\$997,608	\$498,804		
HAMPDEN CS	\$3,400,500		\$3,400,500		
HARTLAND WWTP	\$561,469	\$561,469			
HOULTON WPCF	\$1,573,806		\$604,981	\$968,825	
HULLS COVE STP	\$651,853				\$651,853
INDIAN ISLAND WWTF	\$1,787,596	\$987,622	\$799,974		
JONESPORT STP	\$10,868,213	\$2,069,324		\$8,798,889	
KENNEBEC WWTP	\$7,585,411	\$6,801,685	\$645,481		\$138,245
KENNEBUNK STP	\$9,897,041		\$2,568,094	\$7,328,947	
KENNEBUNKPORT WWTF	\$1,303,132		\$1,303,132		
KITTERY WPCF	\$10,701,476	\$5,754,845		\$4,946,631	
LEWISTON SEWER SYSTEM	\$11,953,101		\$5,000,000		\$6,953,101
LEWISTON-AUBURN WATER POLLUTION CONTROL AUTHORITY	\$11,595,000	\$4,095,000			\$7,500,000
LINCOLN WWTF	\$1,886,523		\$1,886,523		
LINCOLNVILLE SD	\$7,369,390	\$2,700,881		\$4,668,509	
LISBON WPCF	\$7,117,771		\$7,117,771		
LITTLE FALLS VILLAGE	\$30,095		\$30,095		
LIVERMORE FALLS WWTF	\$3,429,294	\$3,429,294			
MACHIAS WWTF	\$2,925,000	\$1,925,000	\$1,000,000		
MADAWASKA WWTF	\$6,016,253	\$1,675,139	\$923,955		\$3,417,159
MAPLETON STP	\$1,098,731		\$1,098,731		
MARS HILL WWTP	\$1,570,957		\$1,570,957		
MATTAWAMKEAG WWTF	\$395,816	\$395,816			
MECHANIC FALLS WWTP	\$4,576,478	\$1,820,635			\$2,755,843
MEXICO SEWER SYSTEM	\$681,413		\$681,413		
MILFORD CS	\$2,781,250				\$2,781,250

Municipality or District	Total Costs	Wastewater Treatment	Sewer Replacement or Rehabilitation	New Collector or Interceptor Sewers	Combined Sewer Overflow Correction
MILLINOCKET WWTF	\$14,403,946	\$4,880,284	\$9,523,662		
N CAPE ELIZABETH CS	\$769,797		\$769,797		
NEWPORT WWTF	\$897,848	\$798,087	\$99,761		
NORTH ANSON CS	\$302,989		\$302,989		
NORTH JAY WWTF	\$850,998		\$850,998		
NORTHEAST HARBOR STP	\$5,912,245	\$4,616,948	\$1,295,297		
NORWAY STP	\$626,917	\$120,300	\$506,617		
OAKLAND CS	\$556,373		\$556,373		
OGUNQUIT WWTF	\$10,444,850	\$8,883,873	\$1,560,977		
OLD ORCHARD BEACH WPCF	\$29,445,569	\$22,969,106	\$6,476,463		
OLD TOWN WWTF	\$13,914,076	\$638,518	\$8,939,257		\$4,336,301
ORONO WWTP	\$20,081,968		\$18,116,049	\$989,540	\$976,379
OXFORD WPCF	\$22,820,646	\$6,225,554		\$16,595,092	
PEAKS ISLAND STP	\$3,491,033	\$300,951	\$80,254	\$3,109,828	
PITTSFIELD WWTF	\$7,427,193		\$7,427,193		
PLEASANT PT WWTF	\$6,279,216		\$6,279,216		
PORTLAND EAST END WWTF	\$14,747,225	\$12,427,275	\$2,319,950		
PORTLAND PUBLIC SEWERS	\$171,296,145				\$171,296,145
PRESQUE ISLE WWTF	\$9,407,788	\$2,476,694	\$4,238,709	\$2,692,385	
PROUTS NECK WPCF	\$2,558,089			\$2,558,089	
QUODDY VILLAGE WWTF	\$855,000	\$855,000			
RANDOLPH CS	\$173,075				\$173,075
RANGELEY WWTF	\$644,005		\$644,005		
RICHMOND WWTF	\$7,228,731	\$6,848,857	\$379,874		
ROCKLAND WWTF	\$15,729,383	\$2,825,129			\$12,904,254
RUMFORD-MEXICO S F	\$4,154,722	\$4,154,722			
S. CAPE ELIZABETH WWTF	\$5,405,585	\$1,269,011	\$1,767,085		\$2,369,489
SACO WATER RESOURCE RECOVERY DIVISION	\$4,293,848	\$734,002	\$2,759,846		\$800,000
SANFORD WWTF	\$7,473,533	\$2,007,710	\$4,981,135		\$484,688
SEAL HARBOR STP	\$1,177,543		\$1,177,543		
SKOWHEGAN WWTF	\$29,674,119	\$7,224,485	\$4,256,127	\$7,948,507	\$10,245,000
SO BERWICK SEWAGE PLANT	\$186,022		\$186,022		
SOMESVILLE STP	\$3,210,637			\$3,210,637	
SOUTH PORTLAND STP	\$23,929,388	\$8,860,855	\$316,922		\$14,751,611
STOCTON SPRINGS	\$21,055,310	\$6,584,071		\$14,471,239	
STONINGTON WPCF	\$1,759,720		\$252,988	\$1,506,732	
TOPSHAM CS	\$3,311,260		\$1,153,843	\$2,157,417	
VEAZIE STP	\$1,395,326	\$150,000	\$289,000	\$956,326	
WARREN WWTF	\$296,287		\$296,287		
WASHBURN STP	\$13,666,157	\$3,666,157		\$10,000,000	

Municipality or District	Total Costs	Wastewater Treatment	Sewer Replacement or Rehabilitation	New Collector or Interceptor Sewers	Combined Sewer Overflow Correction
WATERVILLE SEWERAGE SYSTEM	\$192,053		\$192,053		
WELLS WWTF	\$1,357,731	\$1,357,731			
WESTBROOK CS	\$12,323,922				\$12,323,922
WESTBROOK WWTF	\$4,975,458	\$2,871,809	\$752,378		\$1,351,271
WINDHAM CS	\$38,110,858			\$38,110,858	
WINSLOW CS	\$737,643				\$737,643
WINTER HARBOR WWTF	\$1,404,740	\$592,343	\$812,397		
WINTERPORT WWTF	\$10,500,000	\$10,000,000			\$500,000
WINTHROP CS	\$2,024,535		\$2,024,535		
Winthrop WWTF	\$11,342,243	\$8,584,568		\$2,757,675	
WISCASSET SEWAGE TREATMENT	\$1,592,702	\$755,331	\$837,371		
WOODLAND WWTF	\$7,097,176	\$2,898,376	\$4,198,800		
YARMOUTH WWTP	\$1,228,593	\$1,228,593			
YORK WPCF	\$11,980,733	\$1,314,467	\$3,266,006	\$7,400,260	
	\$1,000,754,377	\$233,543,717	\$194,591,288	\$193,757,774	\$378,861,598

CS =	COLLECTION SYSTEM
PC =	POLLUTION CONTROL
SD =	SEWER DISTRICT
STP =	SEWAGE TREATMENT PLANT
WPCF =	WATER POLLUTION CONTROL FACILITY
WWTF =	WASTEWATER TREATMENT FACILITY
WWTP =	WASTEWATER TREATMENT PLANT

APPENDIX N

DEP Certificates of Achievement

Every year the Department presents a DEP Certificate of Achievement to professionals in the wastewater field that have done an outstanding job and made significant contributions to protecting and improving the waters of the state. The awards are presented at the Maine Water Environment Association's annual fall conference. Recipients for the last 5 years are shown below.

2014

Phyllis Arnold Rand - Greater Augusta Utility District
Brewer Water Pollution Control Facility

2013

Frank Martin – Ashland Water and Sewer District
Gary Howard – Scarborough Sanitary District

2012

York Sewer District

2011

Joan Kiszely – Maine Municipal Association
Nancy Sargent – Maine Wastewater Control Association
Robert Gundersen – Bethel Wastewater Treatment Facility

2010

Kent Mitchell – Livermore Falls Wastewater Treatment Plant
Paul Morin, Mark Duquette & Tom Hollowell – Sabattus Sanitary District
Sanford Sewerage District
Steven Tapley – Kittery Wastewater Treatment Plant

APPENDIX O

Acronyms Used in This Report

ACRONYM	TERM	DEFINITION
BOD	Biochemical Oxygen Demand	BOD is a measurement of the amount of oxygen utilized by the decomposition of organic material, over a specified time period (usually 5 days) in a wastewater sample. It is used as a measurement of the readily decomposable organic content of a wastewater.
CSO	Combined Sewer Overflow	CSOs occur during storm events when a mixture of wastewater and stormwater runoff overflows a combined sewer collection system (a system that collects sanitary wastewater and stormwater in a single pipe) before receiving treatment at a POTW. Communities that have CSOs are required to license them with the DEP, evaluate their CSO problems, and determine cost effective solutions to abate them.
CWA	Clean Water Act	A Federal Law established in 1972 to protect and improve the waters of the United States.
CWSRF	Clean Water State Revolving Loan Fund	The CWSRF provides low interest loans to municipalities and quasi-municipal corporations such as sanitary districts for construction of wastewater facilities. The CWSRF is capitalized by federal grants from EPA that require state matching funds equal to 20% of the federal grant.
DMR	Discharge Monitoring Report	A monthly report submitted to the DEP by licensed dischargers that summarizes required monitoring data.
EL	Exceptions List	EL is a compliance status criteria developed by the EPA and utilized by the DEP to track compliance. A facility is placed on the EL if a facility already in SNC (see below) qualifies for SNC again in the next quarter.
MEPDES	Maine Pollutant Discharge Elimination System Program	The MEPDES program controls water pollution by regulating point sources that discharge pollutants into waters of the state. This is a delegated program under the Clean Water Act. Nationally, this program is referred to as NPDES (see below).
NON POTW	Non-Publicly Owned Treatment Works	Non-POTWs comprise a variety of municipal, commercial, or industrial dischargers.
NPDES	National Pollutant Discharge Elimination System Program	The NPDES program controls water pollution by regulating point sources that discharge pollutants into waters of the United States.
OBD	Overboard Discharge	OBDs are treated discharges to surface waters of domestic pollutants that are not conveyed and treated in municipal or quasi-municipal treatment facilities. They are typically from residential or small commercial facilities.
POTW	Publicly Owned Treatment Works	A POTW is a municipal or quasi-municipal wastewater treatment facility that treats residential, commercial and industrial wastewater.
SNC	Significant Non Compliance	SNC is a compliance status criteria developed by the EPA and utilized by the DEP to track compliance. A facility in SNC will have had two large violations, or four of any size violations, for a given parameter in a six-month period.
TSS	Total Suspended Solids	TSS is a measure of the filterable solids present in a wastewater sample.