

# MAINE STATE LEGISLATURE

The following document is provided by the  
**LAW AND LEGISLATIVE DIGITAL LIBRARY**  
at the Maine State Law and Legislative Reference Library  
<http://legislature.maine.gov/lawlib>



Reproduced from electronic originals  
(may include minor formatting differences from printed original)



## **STATUS OF LICENSED DISCHARGES**

**MAINE DEPARTMENT OF ENVIRONMENTAL PROTECTION**

**17 STATE HOUSE STATION  
AUGUSTA, MAINE 04333-0017**

**JULY, 2012**

**CONTACT: MICK KUHNS, (207) 287-2827**

## **INTRODUCTION**

38 M.R.S.A. § 464(3)(C) requires that, “The commissioner shall report annually to each regular session of the Legislature on the status of licensed discharges.”

Included in this report is summary information on licensed discharges regarding their type, licensing, compliance, environmental performance and enforcement status; and the construction, combined sewer overflow (CSO) and financial needs of publicly owned treatment works (POTWs).

Licensed discharges include sources such as POTWs and commercial and industrial dischargers (Non-POTWs). For the purposes of this report, these discharges are referred to as point source dischargers.

Licensed discharges also include sources such as small commercial and residential overboard discharges (OBDs). OBDs are summarized separately in this report.

## TABLE OF CONTENTS

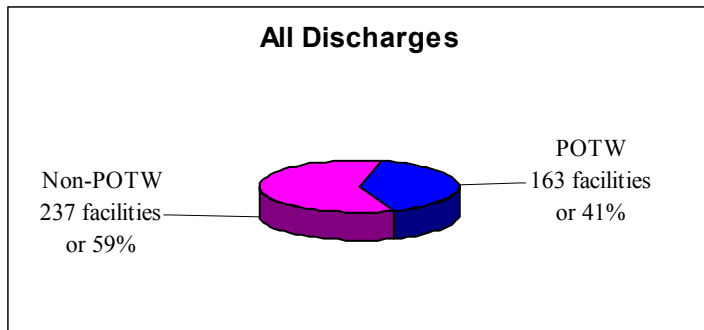
<u>PAGE</u>	<u>TITLE</u>
1	SUMMARY OF POINT SOURCE DISCHARGES BY TYPE
5	LICENSING STATUS OF POINT SOURCE DISCHARGES
8	COMPLIANCE STATUS OF POINT SOURCE DISCHARGES
10	ENVIRONMENTAL PERFORMANCE STATUS OF POINT SOURCE DISCHARGES
14	ENFORCEMENT STATUS OF POINT SOURCE DISCHARGES
16	CONSTRUCTION AND FUNDING NEEDS OF POTWS
17	STATUS OF OVERBOARD DISCHARGES
A1	APPENDIX A - POTW WASTE DISCHARGE LICENSES AND SUMMARY DATA SORTED BY LOCATION AS OF DECEMBER 31, 2011
B1	APPENDIX B – NON POTW WASTE DISCHARGE LICENSES AND SUMMARY DATA SORTED BY LOCATION AS OF DECEMBER 31, 2011
C1	APPENDIX C – ATLANTIC SALMON AQUACULTURE FACILITIES LICENSED UNDER GENERAL PERMIT #MEG130000 SORTED BY LOCATION AS OF DECEMBER 31, 2011
D1	APPENDIX D – ANTIFOULING PAINT CONTAMINATED VESSEL WASH WATER FACILITIES LICENSED UNDER GENERAL PERMIT #MEG170000 SORTED BY LOCATION AS OF DECEMBER 31, 2011.
E1	APPENDIX E – AQUATIC PESTICIDE DISCHARGES LICENSED UNDER GENERAL PERMIT #MEG140000 SORTED BY LOCATION AS OF DECEMBER 31, 2011.
F1	APPENDIX F – APPLICATION OF PISCICIDES FOR CONTROL OF INVASIVE FISHES LICENSED UNDER GENERAL PERMIT #MEG180000 SORTED BY LOCATION AS OF DECEMBER 31, 2011.
G1	APPENDIX G – AQUATIC HERBICIDE DISCHARGES LICENSED UNDER GENERAL PERMIT #MEG150000 SORTED BY LOCATION AS OF DECEMBER 31, 2011.
H1	APPENDIX H – NON COMPLIANCE SUMMARIES FOR POINT SOURCE DISCHARGES ON EXCEPTIONS LIST
I1	APPENDIX I - NON COMPLIANCE SUMMARIES FOR POINT SOURCE DISCHARGES ON SIGNIFICANT NON COMPLIANCE LIST
J1	APPENDIX J – POTW UPGRADE PROJECTS FUNDED BY SRF IN FY11
K1	APPENDIX K – POTW PROJECTED UPGRADE NEEDS
L1	APPENDIX L – DEP CERTIFICATES OF ACHIEVEMENT

## SUMMARY OF POINT SOURCE DISCHARGES BY TYPE

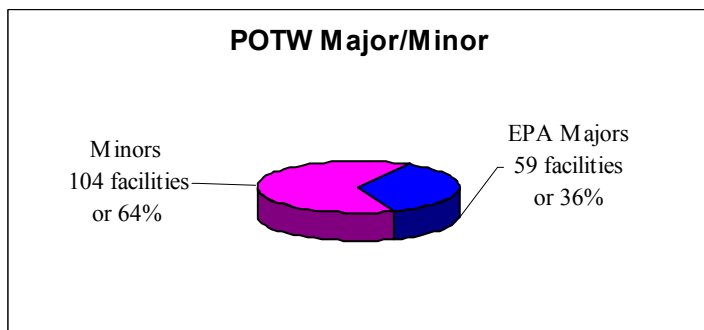
As of December 31, 2011, there were 400 licensed point source discharges in the state of Maine.

The following charts provide information on a variety of aspects for these discharges.

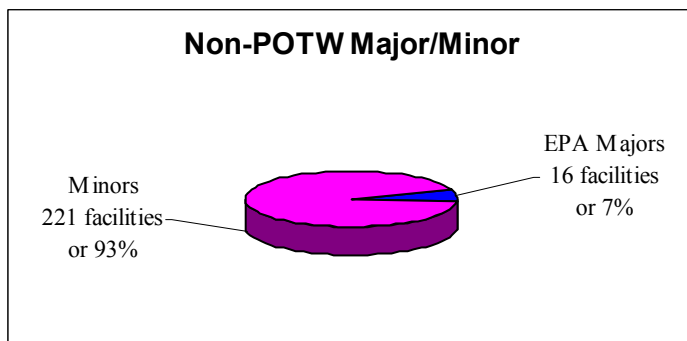
In addition, Appendices A through G list all of the discharges by category and location and provide other select information about the discharges.



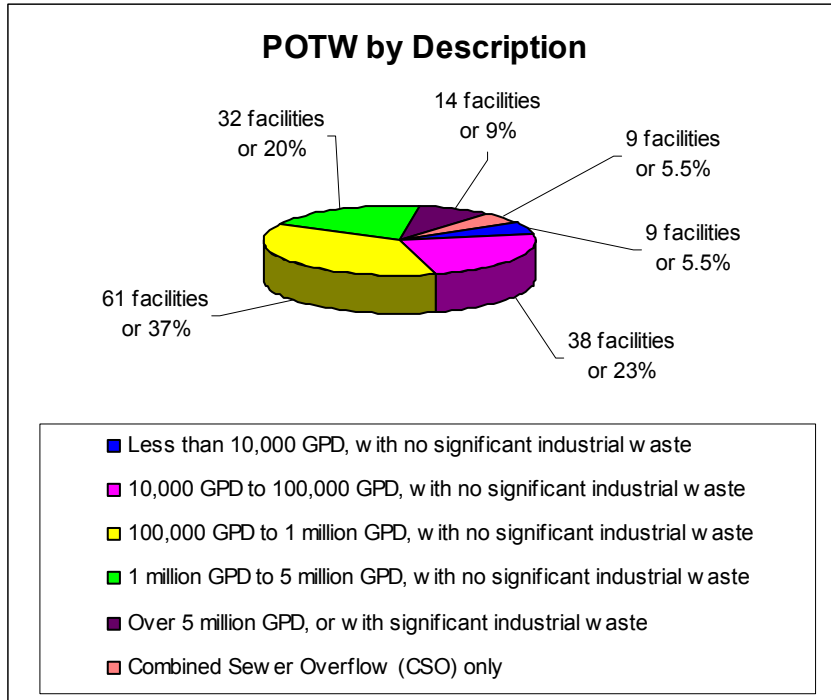
Discharges are categorized as Publicly Owned Treatment Works (POTWs) or Non POTWs. POTWs are municipal or quasimunicipal wastewater treatment facilities that treat residential, commercial and industrial wastewater. Non POTWs comprise a variety of municipal, commercial, or industrial dischargers as indicated on page 2.



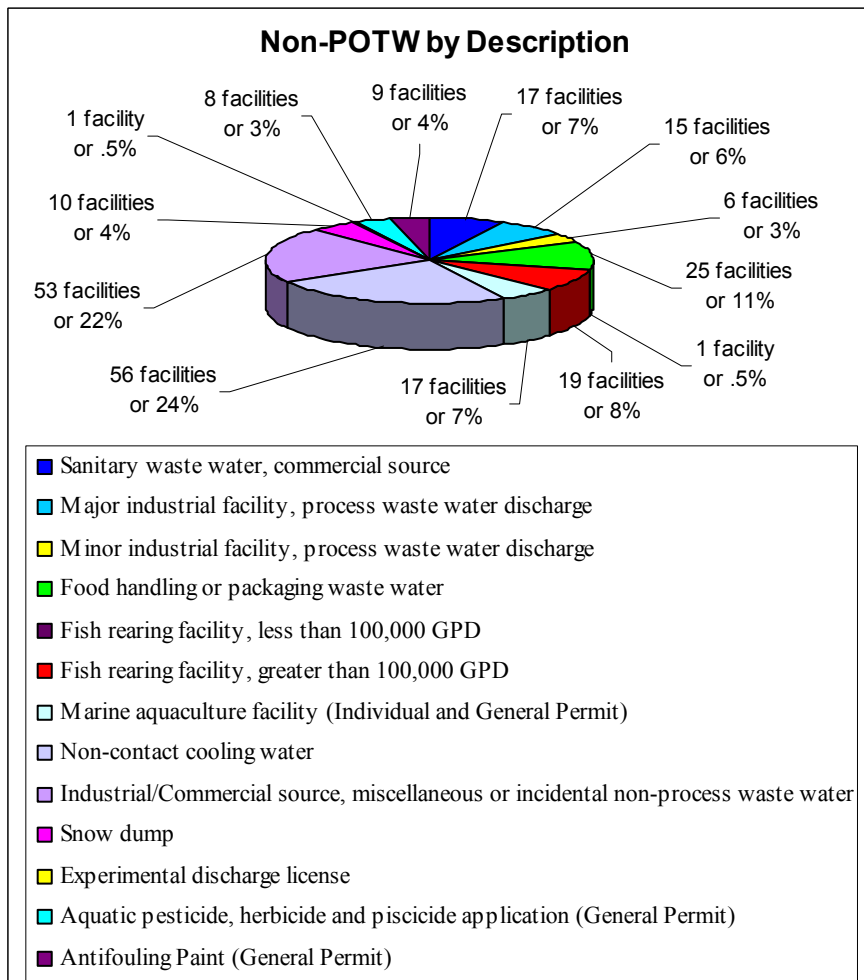
Discharges are further categorized as Major or Minor. Major POTW dischargers are those facilities with design flows greater than one million gallons per day and facilities with approved industrial pretreatment programs. Major Non POTW dischargers are determined by rating criteria developed by the Environmental Protection Agency. Minor dischargers are those not classified as Major.



**SUMMARY OF POINT SOURCE DISCHARGES BY TYPE**

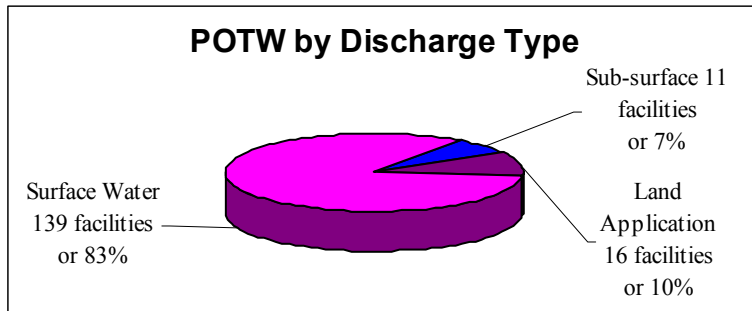


The size of POTWs varies greatly. The smallest POTW has a licensed flow of 2,000 gallons per day. The largest POTW has a licensed flow of 19.8 million gallons per day.

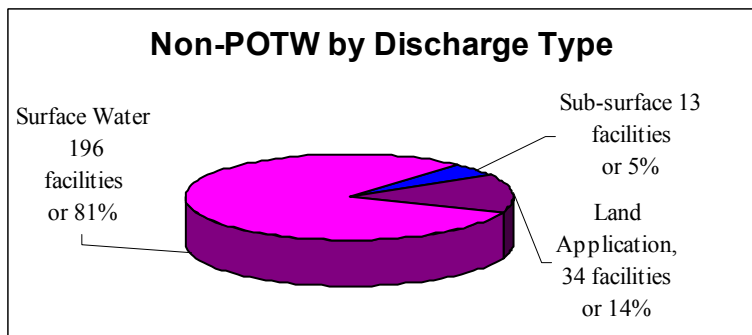


The type of Non-POTW discharges varies greatly, from the largest paper mill that has a licensed flow of 51 million gallons per day to small snow dumps.

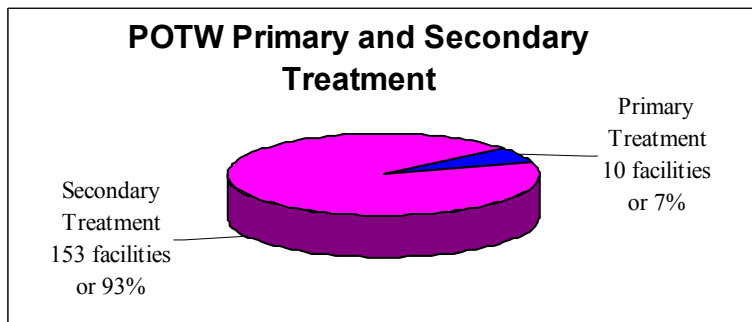
**SUMMARY OF POINT SOURCE DISCHARGES BY TYPE**



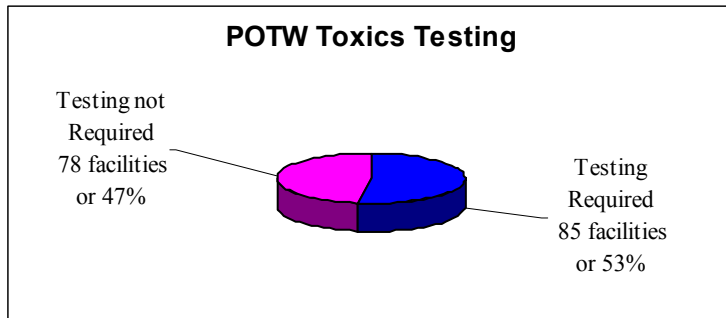
The majority of discharges are to surface waters. However, some facilities discharge via spray irrigation to land, or to subsurface systems. 9 facilities discharge in more than one way.



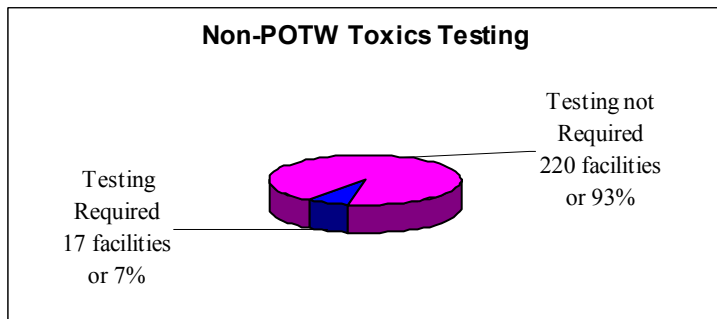
The majority of POTWs provide secondary treatment of wastewater. Secondary treatment is a combination of physical and biological treatment that, among other criteria, provides a minimum of 85% removal of biochemical oxygen demand (BOD) and total suspended solids (TSS). 10 POTWs that discharge to marine waters were granted a waiver by EPA, as allowed under the Clean Water Act, to provide a reduced level of treatment known as Primary Treatment. Primary treatment is a physical treatment process that provides, among other criteria, a minimum of 30% removal of BOD and TSS.



**SUMMARY OF POINT SOURCE DISCHARGES BY TYPE**

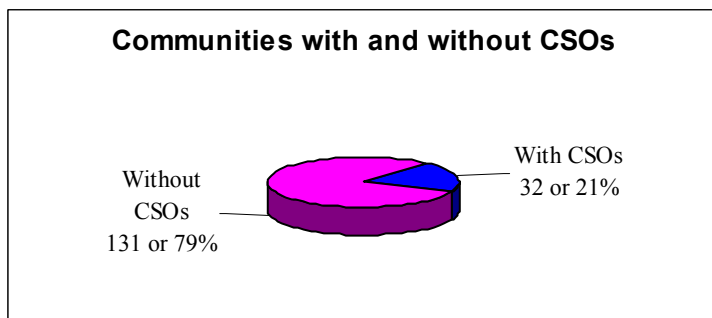


Federal and state law prohibits the discharge of toxic substances in toxic amounts. Department Regulations Chapters 530 and 584 specify water quality criteria for toxic substances and the requirements to control the level of toxic substances in surface waters.



Some communities have Combined Sewer Overflows (CSOs). CSOs occur during storm events when a mixture of wastewater and stormwater runoff overflows a combined sewer collection system (a system that collects sanitary wastewater and stormwater in a single pipe) before receiving treatment at a POTW. Communities that have CSOs are required to license them with the DEP, evaluate their CSO problems, and determine cost effective solutions to abate them.

\* Additional CSO data can be found in the Department's *Combined Sewer Overflow Status Report*.





## **LICENSING STATUS OF POINT SOURCE DISCHARGES**

38 M.R.S.A. § 413(1) states, “No person may directly or indirectly discharge or cause to be discharged any pollutant without first obtaining a license therefore from the department.”

The discharge license establishes limits for the type and amount of pollutants that can be discharged and monitoring and reporting requirements. The DEP can not issue a discharge license unless it finds that water quality will be protected.

On January 12, 2001, Maine received partial authorization from the EPA to implement the National Pollutant Discharge Elimination System (NPDES) Program. EPA withheld its decision on contested areas of the state in the upper Penobscot River watershed and certain areas in the St. Croix River watershed. On October 31, 2003 EPA granted authorization in these contested areas with the exception of two tribal facilities with discharges. The decision to withhold authority for the two tribal facilities was appealed by the State and overturned by the United States Court of Appeals for the First Circuit on August 8, 2007. With this decision the DEP is now the primary authority for administering the Clean Water Act NPDES program in Maine.

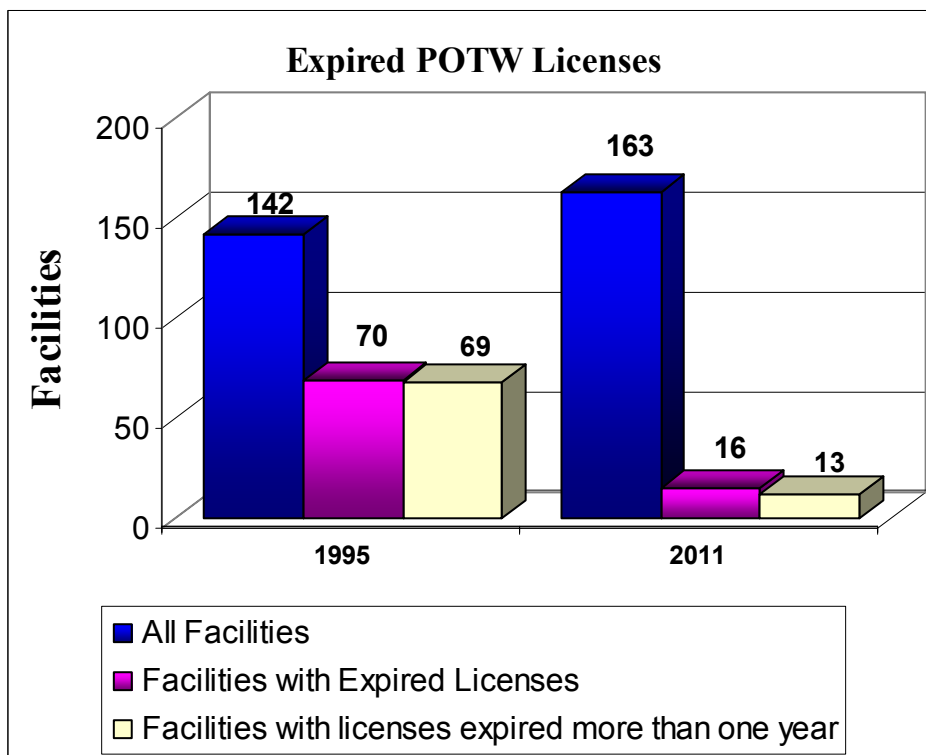
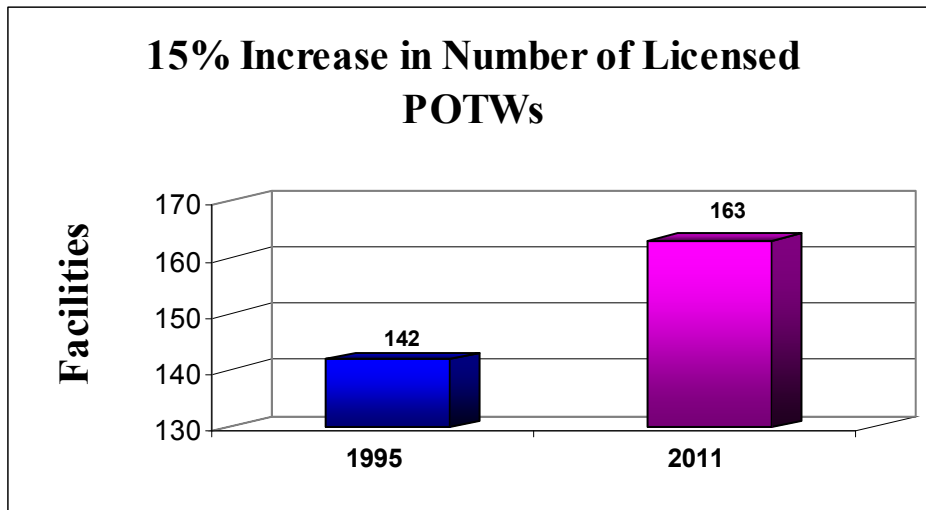
Due to historic understaffing in the DEP’s waste discharge licensing program, a backlog of expired license applications developed in the 1990’s resulting in numerous discharges operating under expired discharge licenses. As part of the NPDES delegation process, licensing staff was increased and an aggressive schedule was established to reduce the expired license backlog to no more than 5%. In calendar year 2004, the DEP achieved this 5% goal and had 95% of all licensed facilities operating with current licenses. This status has essentially been maintained through calendar year 2011.

Appendices A, through G indicate the license status of all discharges by category and location.

The charts on the following pages provide additional information on the licensing status of discharges.

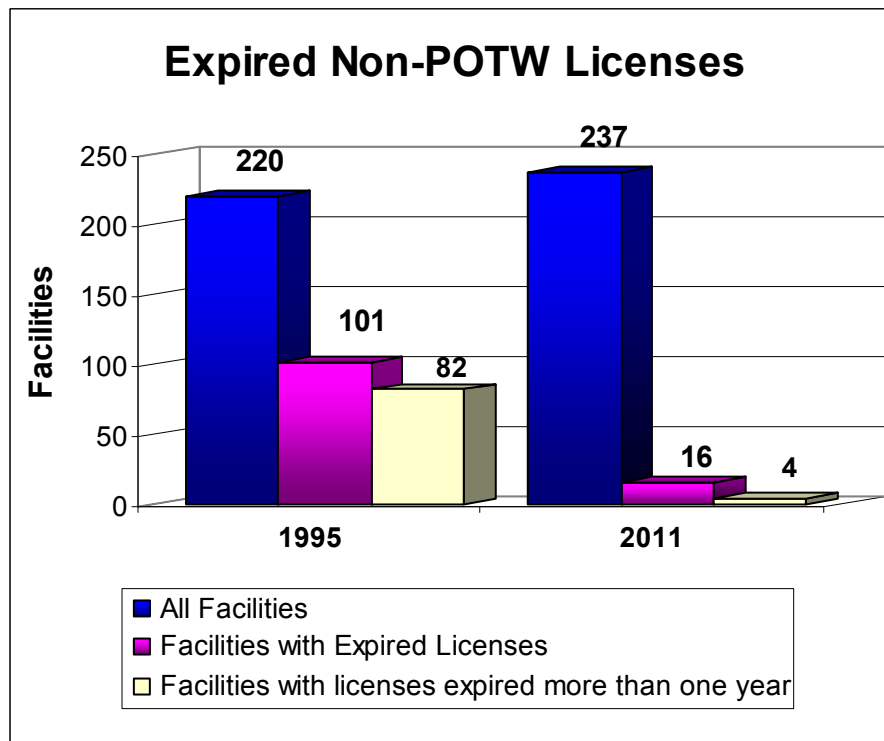
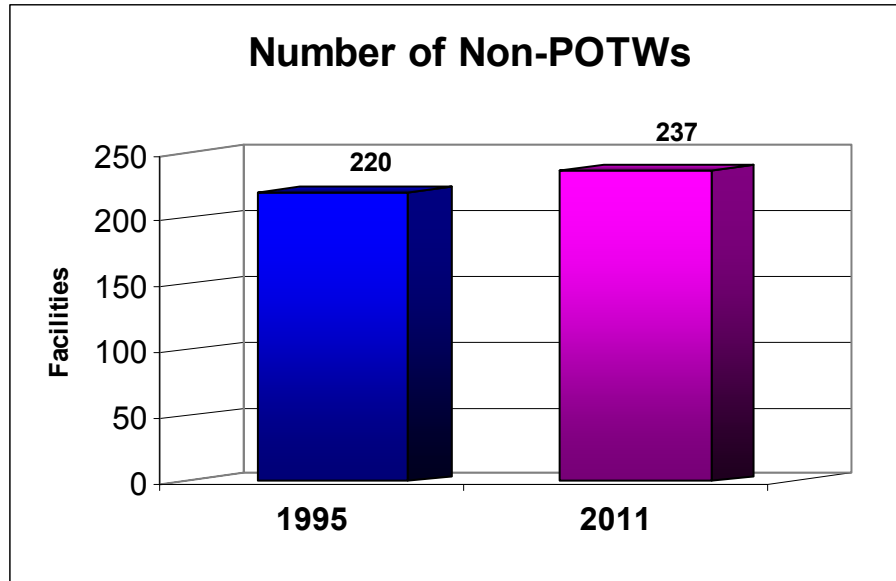
## LICENSING STATUS OF POINT SOURCE DISCHARGES

The following 2 charts indicate changes in the number of licensed POTWs and their licensing status in 1995 and 2011.



## LICENSING STATUS OF POINT SOURCE DISCHARGES

The following 2 charts indicate changes in the number of licensed Non POTWs and their licensing status in 1995 and 2011.



## COMPLIANCE STATUS OF POINT SOURCE DISCHARGES

The DEP tracks compliance with license requirements through facility inspections and review of facility monitoring data. Facilities are required to report the results of the monitoring required by the discharge license to the DEP on a monthly basis in discharge monitoring reports (DMRs).

The DEP utilizes a variety of tools to ensure compliance at licensed facilities including voluntary compliance, education and outreach, technical assistance, licensing, facility inspections, and enforcement actions.

For the purposes of this report all licensed wastewater discharges have been designated with a compliance status of either *Substantial Compliance*, *Significant Non Compliance (SNC)*, or *Exceptions List (EL)* for the calendar year 2011. They are defined as follows:

**Substantial Compliance:** A facility in substantial compliance will have had no violations of its wastewater license, or violations that did not exceed SNC or EL criteria.

**Significant Non Compliance (SNC):** A facility in SNC will have had two large violations, or four of any size violations, for a given parameter in a six-month period. A large violation is a *conventional pollutant* violation that exceeds its permit limit by 40% or more, or a *toxic pollutant* violation that exceeds its permit limit by 20% or more. Conventional pollutants are pollutants typical of municipal sewage, and for which secondary treatment plants are designed to treat. They are biochemical oxygen demand (BOD), total suspended solids (TSS), fecal coliform bacteria, oil and grease, and pH. Toxic pollutants are pollutants that may cause death, disease, behavioral abnormalities, cancer, genetic mutations, physiological malfunctions, or physical deformations. Toxic pollutants include certain metals and organic chemicals.

**Exceptions List (EL):** A facility is placed on the EL if a facility already in SNC qualifies for SNC again in the next quarter.

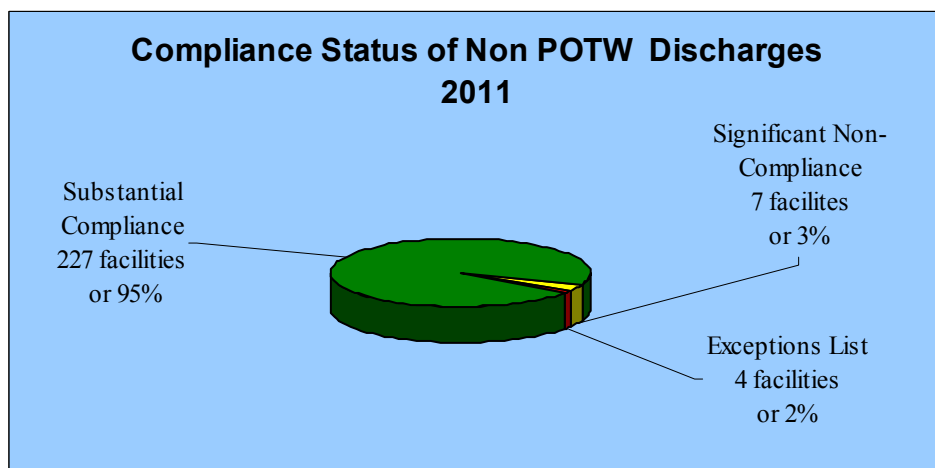
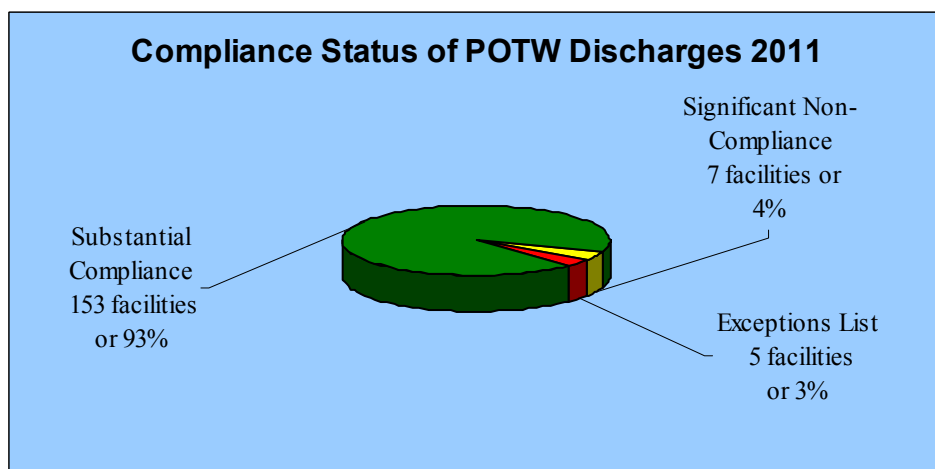

SNC and EL are compliance status criteria developed by the EPA and utilized by the DEP to track compliance. For the purposes of this report and routine compliance assessments, the DEP has chosen to include all permit limits as potential SNC and EL criteria. EPA uses a more abbreviated list.

Appendices A and B indicate the compliance status of all point source discharges by category and location.

Appendices H and I provide non-compliance summaries for point source discharges in EL or SNC.

## COMPLIANCE STATUS OF POINT SOURCE DISCHARGES

The following 3 charts summarize the compliance status for calendar year 2011 of licensed discharges based on SNC and EL criteria.



## ENVIRONMENTAL PERFORMANCE STATUS OF POINT SOURCE DISCHARGES

It should be noted that the CWA is unique among environmental laws in the amount of data that must be collected and reported by the licensed discharges. Every licensed discharge is required to monitor for a variety of parameters. The number of parameters varies from approximately 30 for large discharges to approximately ten for small discharges. The parameters are monitored at varying frequencies from daily to annually based on a variety of factors. All of this data is submitted to the DEP on a monthly basis. The result is that, just for the 75 Major facilities in any given month there are approximately 16,600 opportunities for an exceedence to be measured.

To illustrate this, the following table indicates the number of violations for BOD and TSS (two common parameters) as a percentage of possible violations per year. This table is based on data from the largest 116 municipal and largest 16 industrial wastewater treatment facilities in Maine.

*BOD* is a measurement of the amount of oxygen utilized by the decomposition of organic material, over a specified time period (usually 5 days) in a wastewater sample; it is used as a measurement of the readily decomposable organic content of a wastewater.

*TSS* is a measure of the filterable solids present in a wastewater sample.

Both BOD and TSS are good indicators of environmental performance of a wastewater treatment facility in terms of removal of oxygen depleting pollutants.

	<b>BOD</b>		<b>TSS</b>	
	Number of Violations	% of possible violations	Number of Violations	% of possible violations
FY 00-01	226	1.32%	243	1.41%
FY 01-02	315	1.81%	117	0.67%
FY 02-03	125	0.72%	111	0.64%
FY 03-04	165	1.26%	238	1.95%
FY 04-05	204	1.33%	394	3.27%
FY 05-06	150	1.19%	154	1.29%
FY 06-07	173	1.38%	206	1.73%
FY 07-08	96	0.64%	103	0.88%
FY 08-09	91	0.54%	61	0.63%
FY 09-10	102 <sup>1</sup>	0.88%	51	0.44%
FY 10-11	46	.033%	29	0.21%

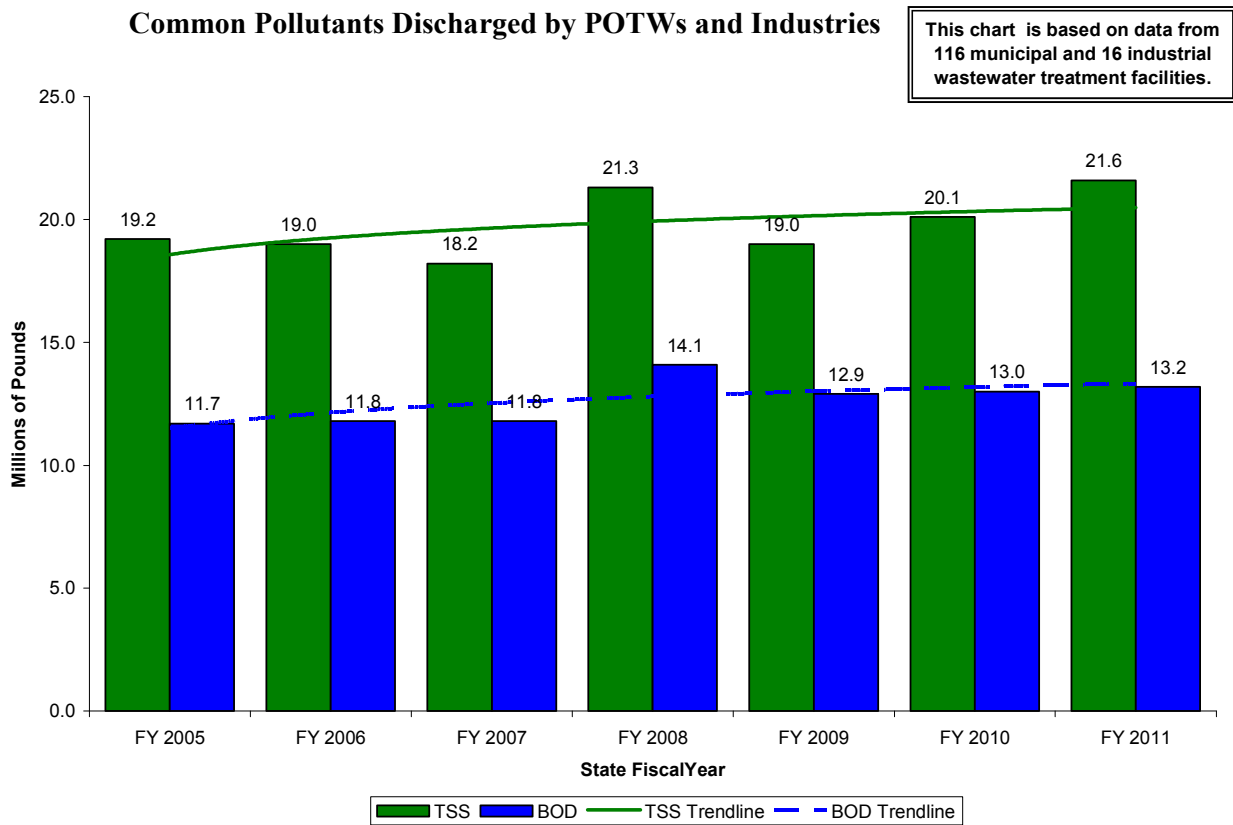
This table indicates that while violations do occur, they are a very small percentage of possible violations and may not be indicative of poor performance or overall compliance.

<sup>1</sup> Of the 102 BOD Violations, 38 violations occurred at two facilities. The type of BOD analysis done at those facilities has been changed and no BOD violations are anticipated in FY 2011

## ENVIRONMENTAL PERFORMANCE STATUS OF POINT SOURCE DISCHARGES

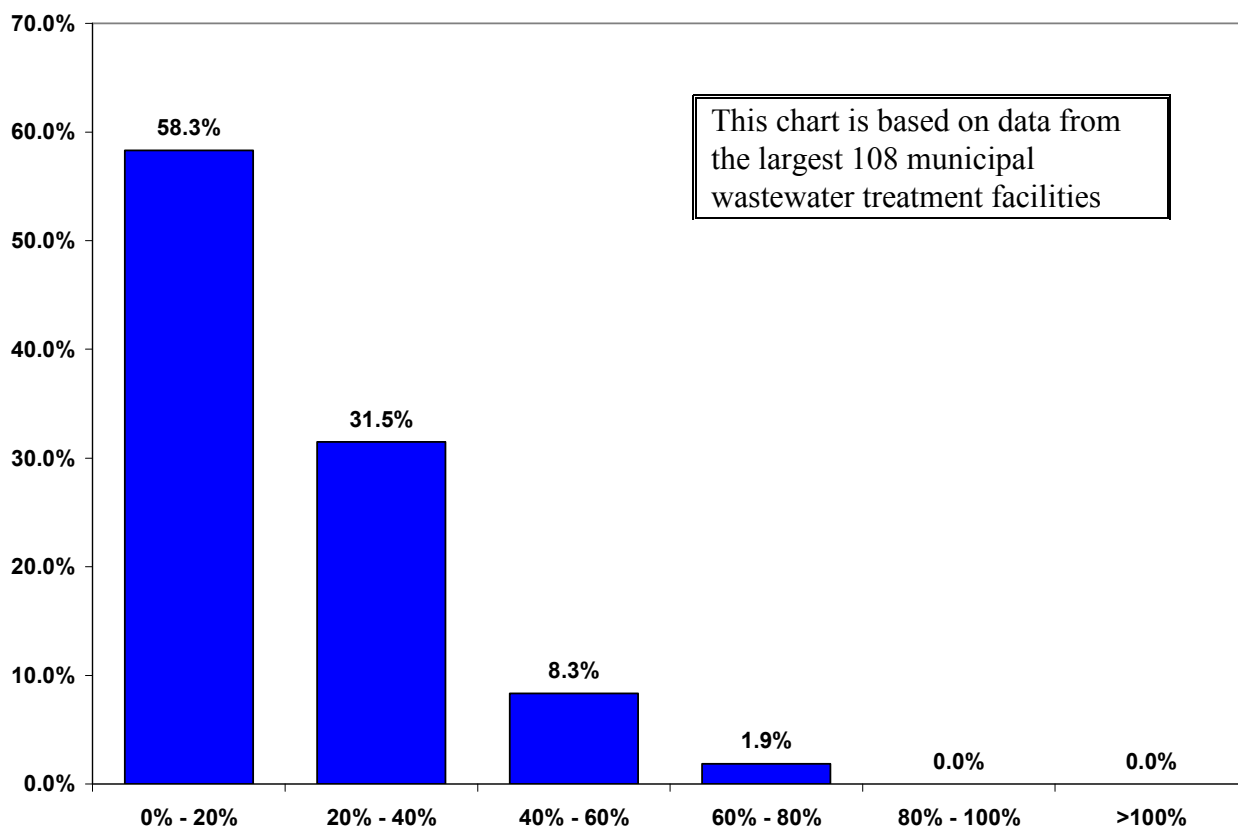
The following three charts indicate discharge trends for *BOD* and *TSS*. This data is included as an indicator of environmental performance of select licensed dischargers for the time period indicated

The chart below illustrates the trend in the discharge of *BOD* and *TSS*. The fluctuations of these two parameters can be attributed to the increased level of performance at municipal and industrial wastewater treatment facilities, changes in flows at municipal facilities due to precipitation, changes in production output at some industrial facilities, and the temporary or permanent closure of some industrial facilities.



## ENVIRONMENTAL PERFORMANCE STATUS OF POINT SOURCE DISCHARGES

The chart below shows the percentage of municipal wastewater treatment facilities as a function of the percentage of the BOD they are allowed, by permit, to discharge to the waters of the state. The chart indicates that 90 % of the municipal wastewater treatment facilities in Maine discharge less than 40% of the BOD that could be discharged, according to the permits granted to those facilities by the DEP.

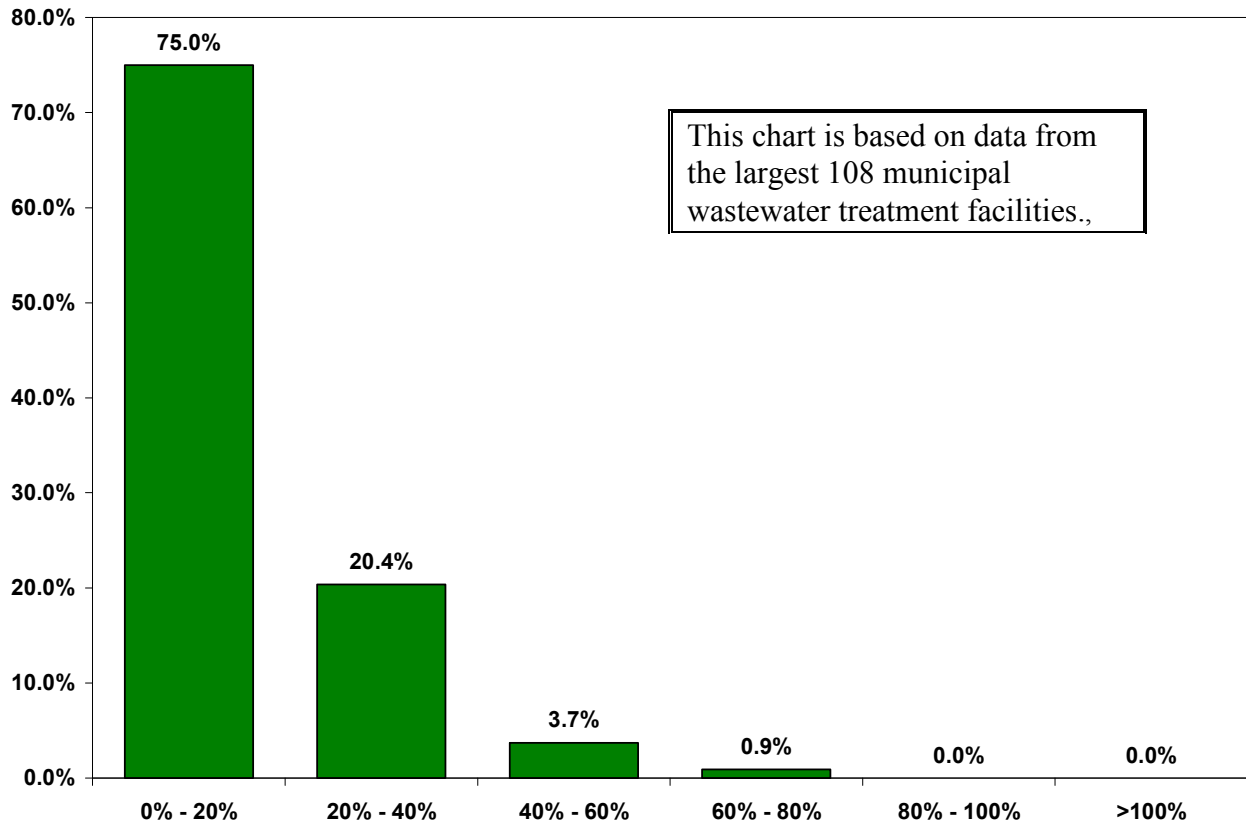


**PERCENT OF BOD LICENSE LIMIT DISCHARGED**



## ENVIRONMENTAL PERFORMANCE STATUS OF POINT SOURCE DISCHARGES

The chart below shows the percentage of municipal wastewater treatment facilities as a function of the percentage of the TSS they are allowed, by permit, to discharge to the waters of the State. The chart indicates that 95 % of the municipal wastewater treatment facilities in Maine discharge less than 40% of the TSS that could be discharged, according to the permits granted to those facilities by the DEP.



### PERCENT OF TSS LICENSE LIMIT DISCHARGED

## ENFORCEMENT STATUS OF POINT SOURCE DISCHARGES

Enforcement of license requirements is a key element in protecting water quality. While a variety of tools exist for preventing and resolving compliance problems, the DEP may pursue formal, written, and legally binding resolutions to license violations where corrective action and or penalties are appropriate. The DEP's preference in resolving civil enforcement actions is to reach agreements as quickly as possible that: remediate environmental damage, restore natural resources to appropriate conditions, impose penalties that capture any economic benefit gained by the violator, and deter similar action in the future. The DEP uses the following enforcement tools: letter of warning, notice of violation, administrative consent agreement, 80K Actions (civil prosecution in court by certified DEP staff), case referral to the Department of the Attorney General, and enforcement by federal, other state, and local entities. *(It should be noted that the following information is for licensed discharges only. Additional enforcement actions were also taken against a variety of unlicensed entities for violations of water quality laws.)*

<b>ENFORCEMENT TOOLS UTILIZED IN 2011 TO RESPOND TO VIOLATIONS</b>	
<b>ACTIONS</b>	<b>NUMBER</b>
LETTER OF WARNING	22
NOTICE OF VIOLATION	19
CONSENT AGREEMENT*	3
DISTRICT COURT	2
EPA lead	1
<b>TOTAL</b>	<b>47</b>

<b>*CONSENT AGREEMENTS FINALIZED IN 2011</b>			
<b>NAME</b>	<b>VIOLATIONS</b>	<b>PENALTY</b>	<b>CORRECTIVE ACTIONS/ COMMENTS</b>
PORTLAND WATER DISTRICT – EAST END	LICENSE CONDITION VIOLATIONS	\$22,200	UPGRADES TO SOLIDS HANDLING AND AERATION TANK GATES. EVALUATION REPORT REQUIRED.
TOWN OF HARTLAND	LICENSE CONDITION VIOLATIONS	\$26,680	\$25,539 OF PENALTY SUSPENDED SUBJECT TO COMPLETION OF CORRECTIVE ACTIONS (SEEK FUNDING FOR HEADWORKS REPAIRS)
TOWN OF MT. DESERT - SOMESVILLE	LICENSE CONDITION VIOLATIONS	\$11,692	\$9,353 OF PENALTY GOES FOR A SEP (HAZMAT TRAINING PROGRAM). INSTALL PUMP STATION ALARMS.
		<b>\$60,572</b>	

## **ENFORCEMENT STATUS OF POINT SOURCE DISCHARGES**

In addition, the following cases were referred to enforcement in calendar year 2011. As indicated below, all are under active investigation, administrative consent agreements have been initiated, or the case has been otherwise resolved without enforcement action. Administrative consent agreements are likely to contain monetary penalties and corrective actions.

<b>CASES REFERRED TO ENFORCEMENT IN 2011</b>				
<b>DISCHARGE TYPE</b>	<b>NUMBER OF CASES</b>	<b>UNDER INVESTIGATION</b>	<b>CONSENT AGREEMENT INITIATED</b>	<b>RESOLVED WITHOUT ENFORCEMENT</b>
POTW *	2	0	1	1
NON-POTW	10	5	3	2
<b>TOTAL</b>	<b>12</b>	<b>5</b>	<b>4</b>	<b>3</b>

\* PUBLICLY OWNED TREATMENT WORKS

## **CONSTRUCTION AND FUNDING NEEDS OF POTWS**

The ongoing construction and funding needs of Maine POTWs, or municipal treatment plants, are significant.

Affordable financing is required to stop the continued deterioration of sewers, pump stations and treatment facilities to ensure water quality is maintained and improved. Funding needs are addressed through several sources including limited federal state and tribal assistance grants, limited state grants as approved by voters, Community Development Block Grants, Rural Development loans and grants, and the Clean Water State Revolving Loan Fund (CWSRF).

The CWSRF provides low interest loans to municipalities and quasi-municipal corporations such as sanitary districts for construction of wastewater facilities. The CWSRF is funded by federal capitalization grants from EPA which require state matching funds equal to 20% of the federal grant. State funds typically come from bond issues approved by the voters of the state of Maine. The Maine Municipal Bond Bank (MMBB) is the financial manager of Maine's CWSRF and the Engineering Unit of DEP's Division of Water Quality Management administers the technical aspects of the program and the individual projects funded by it.

The primary purpose of the fund is to, "acquire, design, plan, construct, enlarge, repair or improve publicly-owned sewage systems, sewage treatment plants or to implement related management programs." The long term goal of the CWSRF is to maintain and improve Maine's inventory of municipal sewage facilities in perpetuity. This will ensure preservation of the water quality gains that were realized by the initial construction of these facilities.

- A listing of POTW projects funded by the CWSRF program in FY 2011 is included in Appendix J.
- A listing of long term funding needs of POTWs is included as Appendix K.

## **STATUS OF OVERBOARD DISCHARGES**

Overboard Discharges (OBDs) are treated discharges to surface waters of domestic pollutants that are not conveyed and treated in municipal or quasi-municipal treatment facilities. Typical OBDs include residences, schools, and commercial establishments. There are two sizes: 1) large OBDs, those licensed to discharge >2,000 gallons per day, and 2) small OBDs, those licensed to discharge <2,000 gallons per day. The large OBDs mostly serve commercial enterprises and schools. The small OBDs mostly serve residential properties. There are two types of OBDs: A) sand filter systems that passively treat wastewater by filtering it through sand where it is biologically and physically treated, and B) mechanical systems that actively treat wastewater through aeration by growing biological treatment (bacteria) colonies, and settling and decanting the treated water. As of December 31, 2011 there were 1,250 approved OBDs in the state located in 109 towns and plantations, a reduction of 49 during the past year. 56% of these discharges are located in eight coastal communities (Boothbay, Boothbay Harbor, Bristol, Georgetown, Harpswell, Southport, South Bristol, and Portland).

Since 1995, the number of approved OBDs has decreased by 895. This decline is due primarily to the OBD licensing and removal program and to public sewer line extensions. During this time, OBDs have been completely removed from the following 57 municipalities: Alna, Augusta, Baileyville, Beals, Belfast, Benton, Bridgton, Brooklin, Caribou, Carmel, Charleston, Chelsea, Cumberland, Cushing, East Machias, Eastport, Enfield, Freeport, Gorham, Greenville, Hampden, Hancock, Harmony, Hollis, Isle Au Haut, Jonesboro, Lewiston, Lubec, Machias, Milbridge, New Gloucester, New Portland, New Vineyard, Norridgewock, Oakfield, Ogunquit, Old Town, Orland, Oxford, Parsonsfield, Passadumkeag, Pembroke, Perry, Poland Springs, Richmond, Rockland, Roques Bluffs, Saco, Sedgwick, South Berwick, South Portland, Stacyville, Sullivan, Topsham, Trenton, Waterville and Wiscasset.

### **OBD License Status**

Currently, only 10% of all approved OBDs are operating with an expired license or conditional permit. The backlog of expired licenses is the result of historic staffing shortages and compliance efforts that have reduced the amount of time dedicated to licensing. Since 2010 the Department made a focused effort to increase OBD license renewals and has reduced the backlog of expired licenses from 67% to 10%.

### **OBD Compliance Status – OBD inspections**

Large OBDs may be inspected at any time of the year, but usually from April through October. Small OBDs – since so many are seasonal residences – are inspected mainly June through August. If non-compliance is discovered during an inspection, the inspector will indicate the problem and specify corrective actions in the inspection report that is left with the system owner. The system owner is required to correct any identified problems within two weeks and notify the DEP of the correction. If the system owner fails to correct the non-compliance, the DEP will issue a reminder notice or may issue a letter of warning. If a letter of warning fails to elicit correction and compliance, a notice of violation may be issued to compel the system owner to correct the non-compliance. Those OBDs failing an initial inspection will receive a second inspection and possibly a third or fourth. Follow-up inspections are conducted to determine if reported corrections have actually been accomplished or to encourage and/or educate the licensees on how to achieve compliance with their license terms and conditions.

## STATUS OF OVERBOARD DISCHARGES

### *LARGE AND SMALL OBD INSPECTIONS FOR 2011*

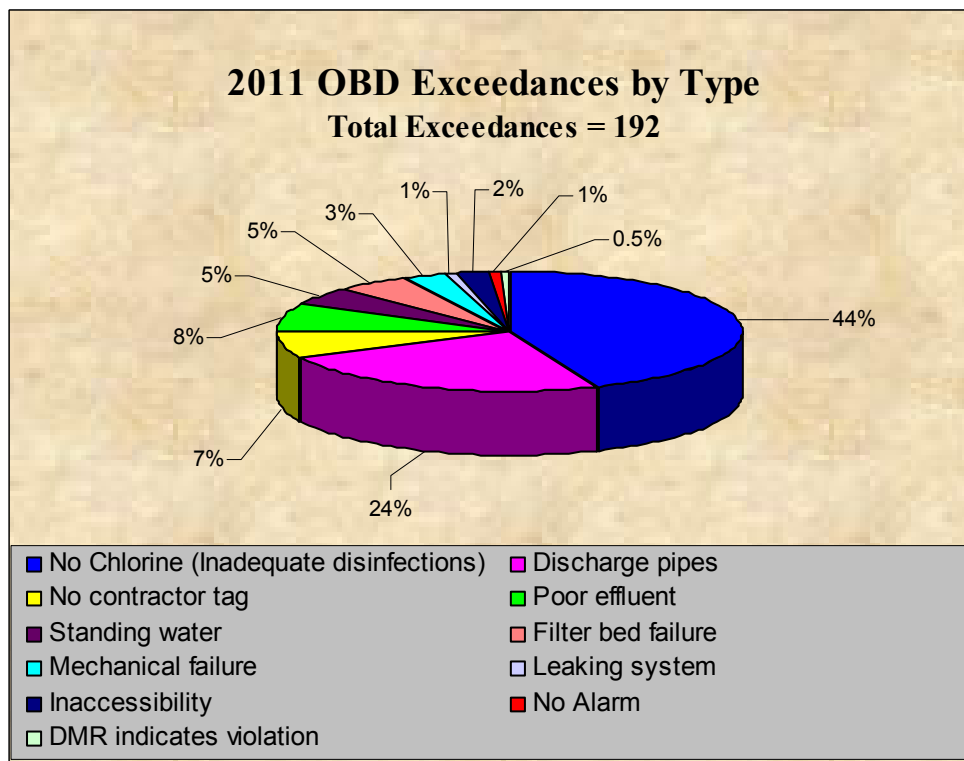
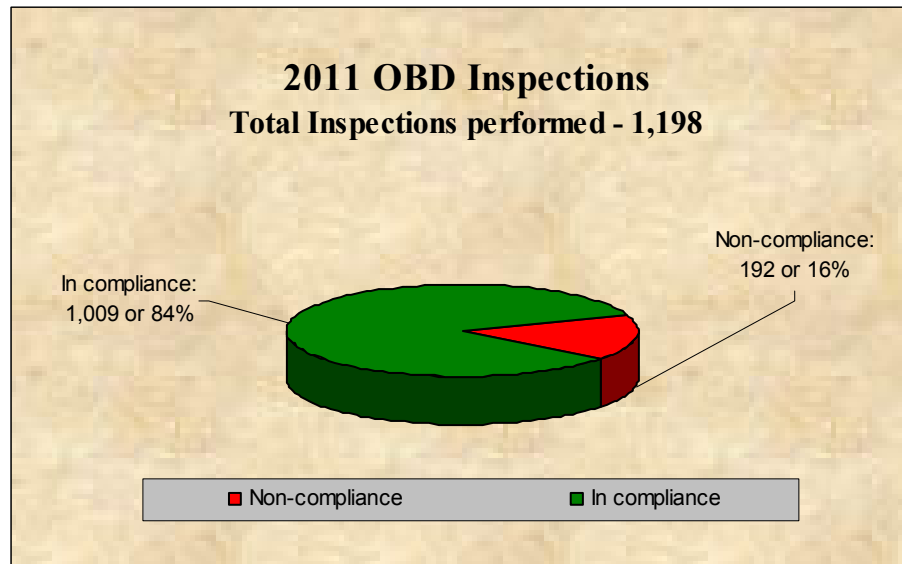
TOTAL NUMBER OF <b>ALL OBD</b> INSPECTIONS IN 2011	<b>1,198</b> Inspections for 1,259 facilities
TOTAL NUMBER OF <b>LARGE OBD</b> INSPECTIONS	39 Inspections for 39 facilities
LARGE OBDS INSPECTED ONCE	39
TOTAL NUMBER OF <b>SMALL OBD</b> INSPECTIONS	<b>1,159</b> Inspections for 1,259 facilities
SMALL OBDS INSPECTED ONCE	1,143
SMALL OBDS INSPECTED TWICE	15
SMALL OBDS INSPECTED THREE TIMES	1

#### **OBD Compliance Status – OBD Inspection Failure**

An OBD may fail an inspection for one or more reasons. The usual causes for failures are: lack of chlorine disinfection tablets or other disinfection failure such as a non functioning ultra-violet disinfection unit; missing, broken or short discharge pipes; poor quality effluent; failure of mechanical and/or electrical system components; a flooded chamber; leaking tanks, chambers, pumps or pipes; system inaccessibility; sand filter bed failure; lack of alarms for mechanical systems; and lack of a service contractor tag on mechanical systems (mechanical systems require servicing by certified wastewater operators);

## STATUS OF OVERBOARD DISCHARGES

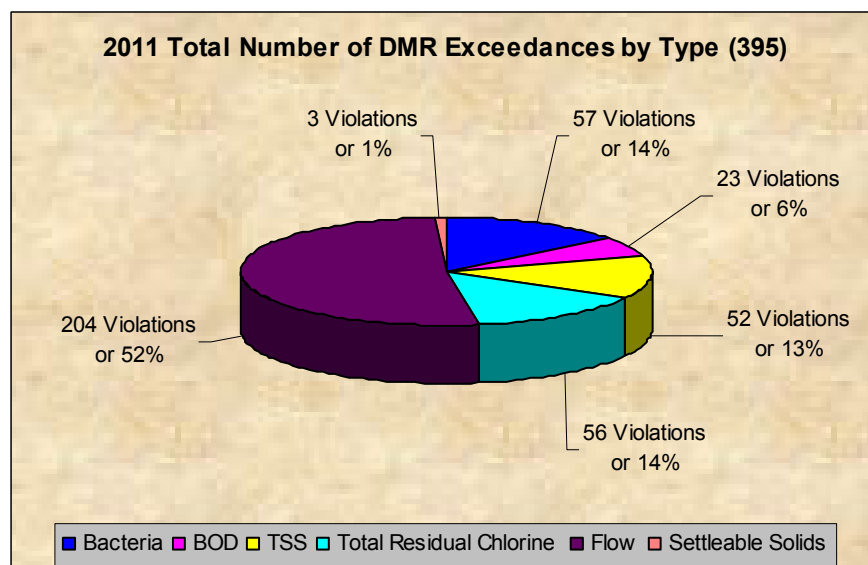
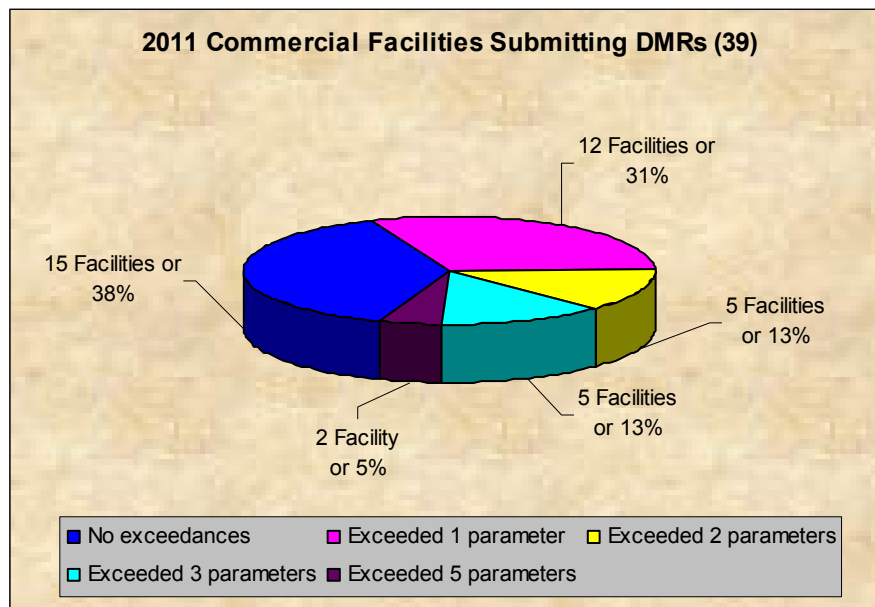
The following two charts indicate compliance status based on 2011 inspections



## STATUS OF OVERBOARD DISCHARGES

### **OBD Compliance Status – Commercial Facilities Discharge Monitoring Reports**

OBDs discharging 2,000 or more gallons per day are required to periodically submit Discharge Monitoring Reports (DMRs) to the DEP. The DMRs indicate the results of effluent monitoring used to determine compliance with effluent limits set in discharge permits. Effluent is sampled and analyzed for seven basic analytical parameters: bacteria, biochemical oxygen demand (BOD<sub>5</sub>) total suspended solids (TSS), discharge flow, settleable solids, total residual chlorine (TRC) and pH. The following two charts indicate the number and type of exceedences for calendar year 2011. When an exceedence is reported to the DEP, the facility is also required to report the cause of the exceedence and the corrective action taken to prevent future occurrences. The DEP follows up with any facility that has not self corrected the cause of an exceedence to ensure the problem is corrected.





**APPROVED OVERBOARD DISCHARGES, BY LOCATION**  
**AS OF DECEMBER 31, 2011**

<u>TOWN/CITY</u>	<u>NUMBER</u>	<u>TOWN/CITY</u>	<u>NUMBER</u>
ADDISON	2	CRANBERRY ISLES	10
ARROWSIC	1	CUTLER	2
ARUNDEL	5	DAMARISCOTTA	3
BANGOR	2	DEER ISLE	15
BAR HARBOR	6	DRESDEN	2
BATH	9	EDDINGTON	2
BETHEL	1	EDGECOMB	22
BIDDEFORD	23	ELIOT	2
BLUE HILL	8	ELLSWORTH	1
BOOTHBAY	126	EUSTIS	3
BOOTHBAY HARBOR	60	FAIRFIELD	1
BOWDOINHAM	4	FALMOUTH	1
BRADLEY	7	FARMINGTON	2
BREMEN	1	FRANKFORT	2
BRISTOL	145	FRENCHBORO	1
BROOKS	1	FRIENDSHIP	18
BROOKSVILLE	3	GEORGETOWN	61
BRUNSWICK	1	GOULDSBORO	17
BUCKFIELD	7	HARPSWELL	64
BURNHAM	1	HARRINGTON	6
BUXTON	1	INDUSTRY	1
CALAIS	4	ISLEBORO	2
CAMDEN	5	JONESPORT	8
CAPE ELIZABETH	2	KENNEBUNK	4
CASTINE	3	KENNEBUNKPORT	3
CHEBEAGUE ISLAND	1	KITTERY	8
CHERRYFIELD	35	LINCOLNVILLE	2
CHESTERVILLE	1	LONG ISLAND	4
COLUMBIA FALLS	8		

**APPROVED OVERBOARD DISCHARGES, BY LOCATION**  
**AS OF DECEMBER 31, 2011**

<u>TOWN/CITY</u>	<u>NUMBER</u>	<u>TOWN/CITY</u>	<u>NUMBER</u>
MACHIASPORT	4	SOUTH THOMASTON	6
MADISON	4	SOUTHPORT	153
MATINICUS ISLAND	1	SOUTHWEST HARBOR	4
MEDWAY	1	ST. GEORGE	32
MONHEGAN	17	STANDISH	1
MONTICELLO	1	STEUBEN	1
MOUNT DESERT	7	STONINGTON	7
NEWCASTLE	1	STRONG	3
NORTH HAVEN	4	SURRY	2
OAKLAND	1	SWANS ISLAND	1
ORRINGTON	3	THOMASTON	2
OWLS HEAD	17	TREMONT	25
PENOBSCOT	1	TRESCOTT	2
PHIPPSBURG	8	TURNER	3
PORTLAND	60	VASSALBORO	2
PRESQUE ISLE	1	VERONA	1
PROSPECT	1	VINALHAVEN	12
ROBBINSTON	1	WARREN	2
ROCKPORT	5	WEST BATH	3
SABATTUS	1	WEST PARIS	4
SCARBOROUGH	2	WESTPORT	12
SEARSPORT	1	WINDHAM	2
SIDNEY	1	WINSLOW	2
SOUTH BRISTOL	49	WINTER HARBOR	7
		WINTERPORT	1
		WOOLWICH	7
		YARMOUTH	12
		YORK	9
		<b>TOTAL</b>	<b>1,250</b>

**APPENDIX A**

**POTW WASTE DISCHARGE LICENSES AS OF DECEMBER 31, 2011  
SORTED BY LOCATION**

(SEE KEY TO COLUMN HEADINGS AT THE END OF THE APPENDIX)

Location	License #	Exp. Date	Flow MGD	Type	Major	CSO	Tox	301(H)	Pre	Surf	Sub	Spray	Compliance Status
ANSON (ANSON-MADISON SANITARY DISTRICT)	W-002710	12/21/12	5.000	5M	X		X			X			
ASHLAND	W-002697	03/10/15	0.300	6C			X			X			
AUBURN	W-000685	11/18/15	0.0	5T		X				X			
AUGUSTA (GREATER AUGUSTA UTILITY DIST.)	W-002695	09/18/13	8.000	5M	X	X	X		X	X			
BAILEYVILLE	W-002649	10/24/13	0.600	6C						X			
BANGOR	W-001041	05/26/16	18.000	5M	X	X	X		X	X			
BAR HARBOR-DEGREGOIRE PARK	W-002584	09/02/15	0.012	6B						X			
BAR HARBOR-HULLS COVE	W-002590	09/02/15	0.150	6C		X	X			X			
BAR HARBOR-MAIN PLANT	W-002591	09/02/15	2.000	6D	X	X	X			X			
BAR HARBOR-MOUNT DESERT HIGH SCHOOL	W-003319	09/08/14	0.009	6B								X	
BATH	W-002678	10/16/14	3.500	6D	X	X	X			X			
BELFAST	W-000569	02/18/16	1.490	6D	X	X	X			X			
BERWICK	W-000566	01/22/08	1.100	5M	X		X		X	X			
BETHEL	W-002595	09/08/15	0.340	6C						X			
BIDDEFORD	W-000683	05/27/14	6.500	5M	X	X	X		X	X			

**APPENDIX A**

**POTW WASTE DISCHARGE LICENSES AS OF DECEMBER 31, 2011  
SORTED BY LOCATION**

(SEE KEY TO COLUMN HEADINGS AT THE END OF THE APPENDIX)

Location	License #	Exp. Date	Flow MGD	Type	Major	CSO	Tox	301(H)	Pre	Surf	Sub	Spray	Compliance Status
BIDDEFORD-BIDDEFORD POOL	W-007581	07/14/15	0.030	6B						X			
BINGHAM	W-001286	04/21/16	0.200	6B						X			
BLUE HILL	W-002628	12/23/14	0.100	6B			X			X			
BOOTHBAY HARBOR (BAYVILLE VILLAGE CORPORATION)	W-002573	09/16/13	0.015	6C				X		X			
BOOTHBAY HARBOR-MAIN PLANT	W-002750	08/05/15	0.640	6C	X		X			X			
BREWER	W-002679	05/19/16	5.190	5M	X	X	X		X	X			
BRIDGTON	W-007879	04/25/12	0.032	6B							X		
BROWNVILLE	W-000829	10/15/12	0.082	6B						X	X		
BRUNSWICK	W-002600	07/09/14	3.850	6D	X		X			X			
BRUNSWICK-GRAHAM ROAD LANDFILL	W-004308	08/12/16	0.200	6C						X			EL (1,2,3,4) NH <sub>3</sub>
BRUNSWICK-MERE POINT	W-008015	08/04/13	0.011	6B							X		
BUCKSPORT	W-002596	06/17/07	0.460	6C		X			X	X			
CALAIS	W-002751	10/04/16	1.500	6D	X	X	X			X			
CAMDEN	W-002592	07/29/13	1.210	6D	X		X			X			
CANTON	W-006445	10/06/16	0.621	6C			X			X			
CAPE ELIZABETH – OTTAWA RD PUMP STN	W-009027	06/12/14	0.0	5T		X				X			

**APPENDIX A**

**POTW WASTE DISCHARGE LICENSES AS OF DECEMBER 31, 2011  
SORTED BY LOCATION**

(SEE KEY TO COLUMN HEADINGS AT THE END OF THE APPENDIX)

Location	License #	Exp. Date	Flow MGD	Type	Major	CSO	Tox	301(H)	Pre	Surf	Sub	Spray	Compliance Status
CAPE ELIZABETH (PORTLAND WATER DIST.)	W-006751	12/05/16	0.499	6C		X	X			X			
CARBOU-CITY FACILITY	W-001001	12/12/16	1.710	6D	X		X			X			SNC (3) Flow
CARIBOU-LIMESTONE WATER & SEWER DISTRICT	W-006654	03/11/14	1.25	6D	X		X			X			
CARRASSETT VALLEY	W-002781	12/22/11	0.245	6C							X		
CASTINE	W-002623	12/29/14	0.200	6C			X			X			
CLINTON	W-002589	04/29/13	0.350	6C			X			X			
CORINNA	W-008206	09/02/09	0.110	6C							X		
CORNISH	W-007878	04/24/12	0.007	6A							X		
DAMARISCOTTA-MAIN PLANT (GREAT SALT BAY SANITARY DISTRICT)	W-006048	04/21/16	0.268	6C						X			
DANFORTH	W-000819	12/22/14	0.049	6B						X			
DEXTER	W-000830	12/06/12	0.273	6C								X	
DOVER-FOXCROFT	W-002633	12/29/14	0.800	6C			X			X			
EAGLE LAKE	W-003374	12/17/12	0.146	6C								X	
EAST MACHIAS	W-006521	09/02/15	0.026	6A						X			
EASTPORT-MAIN PLANT	W-002598	11/12/13	0.82	6C				X		X			EL (1,2) F.C. Bacteria

**APPENDIX A**

**POTW WASTE DISCHARGE LICENSES AS OF DECEMBER 31, 2011  
SORTED BY LOCATION**

(SEE KEY TO COLUMN HEADINGS AT THE END OF THE APPENDIX)

Location	License #	Exp. Date	Flow MGD	Type	Major	CSO	Tox	301(H)	Pre	Surf	Sub	Spray	Compliance Status
EASTPORT-QUODDY VILLAGE	W-008131	11/12/13	0.050	6B				X		X			
ELLSWORTH	W-002529	10/29/14	0.850	6C	X		X			X			SNC (1) Settleable Solids
ELLSWORTH-SHORE ROAD	W-003801	09/24/14	0.002	6A						X			
FAIRFIELD	W-007701	12/03/13	0.0	5T		X				X			
FALMOUTH	W-002650	02/12/13	1.560	6D	X		X			X			
FARMINGTON	W-002670	12/20/16	0.900	6C	X		X			X			
FORT FAIRFIELD	W-000694	05/08/12	0.600	5M	X		X			X			
FORT KENT	W-000692	12/12/16	0.430	6C	X		X			X			
FREEMONT	W-000617	05/04/15	0.750	6C	X		X			X			
FRENCHVILLE	W-007676	08/05/15	0.060	6B						X			
GARDNER	W-002655	10/12/16	4.500	6D	X		X			X			
GRAND ISLE	W-007713	05/04/15	0.080	6B						X			
GREENVILLE (MOOSEHEAD SANITARY DISTRICT)	W-002119	06/03/14	0.170	6C								X	
GUILFORD (GUILFORD-SANGERVILLE SANITARY DISTRICT)	W-006792	06/11/15	0.930	6C	X		X			X			
HAMPDEN	W-007967	01/07/13	0.0	5T		X				X			

**APPENDIX A**

**POTW WASTE DISCHARGE LICENSES AS OF DECEMBER 31, 2011  
SORTED BY LOCATION**

(SEE KEY TO COLUMN HEADINGS AT THE END OF THE APPENDIX)

<b>Location</b>	<b>License #</b>	<b>Exp. Date</b>	<b>Flow MGD</b>	<b>Type</b>	<b>Major</b>	<b>CSO</b>	<b>Tox</b>	<b>301(H)</b>	<b>Pre</b>	<b>Surf</b>	<b>Sub</b>	<b>Spray</b>	<b>Compliance Status</b>
HARTLAND	W-000678	12/06/12	1.500	5M	X		X		X	X			SNC (1) Cr
HOULTON (HOULTON WATER COMPANY)	W-008219	12/02/15	0.075	6B								X	
HOULTON (HOULTON WATER COMPANY)	W-002648	04/04/16	1.500	6D	X		X			X			SNC (1) Flow EL (2) Flow
HOWLAND	W-002632	04/25/16	0.300	6C						X			
INDIAN TOWNSHIP-PETER DANA POINT (PASSAMAQUODDY TRIBE)	W-007055	01/21/02	0.015	6B							X		
INDIAN TOWNSHIP-PRINCETON STRIP (PASSAMAQUODDY TRIBE)	W-000872	12/23/14	0.095	6B								X	
ISLESBORO-DARK HARBOR	W-002726	01/20/16	0.064	6B						X			
JACKMAN	W-002696	11/21/14	0.675	6C			X			X			
JAY-NORTH JAY	W-002689	08/05/15	0.060	6B			X			X			
KENNEBUNK	W-002585	09/12/16	1.310	6D	X		X			X			
KENNEBUNKPORT	W-002626	05/04/15	0.700	6C	X		X			X			
KINGFIELD	W-006272	04/24/12	0.077	6B							X		
KITTERY	W-000389	03/24/11	2.500	6D	X		X			X			
LEWISTON	W-000684	11/18/15	0.0	5T						X			

**APPENDIX A**

**POTW WASTE DISCHARGE LICENSES AS OF DECEMBER 31, 2011  
SORTED BY LOCATION**

(SEE KEY TO COLUMN HEADINGS AT THE END OF THE APPENDIX)

Location	License #	Exp. Date	Flow MGD	Type	Major	CSO	Tox	301(H)	Pre	Surf	Sub	Spray	Compliance Status
LEWISTON (LEWISTON-AUBURN WATER POLLUTION CONTROL AUTHORITY)	W-000682	07/24/13	14.200	5M	X	X	X		X	X			
LEWISTON-NO NAME POND	W-008126	01/30/12	0.004	6A							X		
LIMERICK	W-000860	09/02/15	0.110	6C			X			X			
LINCOLN	W-001479	05/25/16	1.070	6D	X		X			X			
LISBON	W-002725	05/06/15	2.025	6D	X		X			X			
LIVERMORE FALLS	W-002654	10/20/16	2.000	6D			X			X			
LUBEC	W-006306	11/12/13	0.166	6C				X		X			
MACHIAS	W-002674	01/25/16	0.370	6C	X		X			X			
MADAWASKA	W-002602	12/10/13	0.674	6C	X					X			
MAPLETON	W-008147	07/03/13	0.150	6B								X	
MARS HILL	W-000842	10/22/12	1.000	6D			X			X			
MATTAWAMKEAG	W-007462	04/25/16	0.090	6B						X			
MECHANIC FALLS	W-002722	02/12/13	0.490	6C	X		X			X			
MEXICO (RUMFORD-MEXICO SEWERAGE DISTRICT)	W-002686	12/15/15	2.650	6D	X		X			X			
MILBRIDGE	W-000862	04/05/15	0.070	6B						X	X		



**APPENDIX A**

**POTW WASTE DISCHARGE LICENSES AS OF DECEMBER 31, 2011  
SORTED BY LOCATION**

(SEE KEY TO COLUMN HEADINGS AT THE END OF THE APPENDIX)

Location	License #	Exp. Date	Flow MGD	Type	Major	CSO	Tox	301(H)	Pre	Surf	Sub	Spray	Compliance Status
MILFORD	W-008223	12/22/15	0.0	5T		X				X			
MILLNOCKET	W-002680	05/25/16	2.330	6D	X		X			X			
MILO	W-002753	12/04/14	0.390	6C			X			X			
MONSON	W-007155	10/09/12	0.014	6B							X		
MT. DESERT- SOMESVILLE	W-002656	12/29/13	0.080	6B			X			X			
MT. DESERT- NORTHEAST HARBOR	W-002659	12/29/13	0.330	6C			X			X			
MT. DESERT- SEAL HARBOR	W-002657	09/29/14	0.250	6C			X			X			
NEWPORT	W-000865	09/18/14	0.524	6C			X			X			
NEWPORT-NOKOMIS REGIONAL HIGH SCHOOL	W-007162	08/04/13	0.010	6B								X	
NOBLEBORO- DAMARISCOTTA MILLS (GREAT SALT BAY SD)	W-007044	04/21/16	0.015	6B						X			
NORRIDGEWOCK	W-007742	10/30/13	0.193	6C						X			
NORTH BERWICK	W-006267	08/14/07	1.000	6C			X			X			
NORTH HAVEN	W-001671	11/21/08	0.040	6B				X		X			SNC (1) Flow
NORTHPORT (NORTHPORT VILLAGE CORPORATION)	W-002575	06/29/09	0.063	6B				X		X			
NORWAY	W-002647	06/02/13	0.975	6C	X		X			X			

**APPENDIX A**

**POTW WASTE DISCHARGE LICENSES AS OF DECEMBER 31, 2011  
SORTED BY LOCATION**

(SEE KEY TO COLUMN HEADINGS AT THE END OF THE APPENDIX)

Location	License #	Exp. Date	Flow MGD	Type	Major	CSO	Tox	301(H)	Pre	Surf	Sub	Spray	Compliance Status
OGUNQUIT	W-000449	03/12/13	1.280	6D	X		X			X			
OLD ORCHARD BEACH	W-002786	02/19/15	3.500	6D	X		X			X			
OLD TOWN	W-001635	05/20/16	3.500	6D	X	X	X			X			
OLD TOWN-INDIAN ISLAND (PENOBSCOT INDIAN NATION)	W-002672	03/29/05	0.070	6B						X			
ORONO	W-002673	11/30/12	1.840	6D	X	X	X			X			
PARIS-SOUTH PARIS (PARIS UTILITY DISTRICT)	W-000632	08/21/06	0.650	6C	X	X	X			X			EL (1) Cu
PATTEN	W-007775	12/03/13	0.030	6B								X	
PERRY (PLEASANT POINT) (PASSAMAQUODDY TRIBE)	W-002561	10/13/04	0.150	6B						X			
PITTSFIELD	W-001477	08/26/14	1.500	6D			X			X			
PORTLAND	W-008010	10/24/13	0.0	5T		X				X			
PORTLAND (PORTLAND WATER DISTRICT)	W-002671	08/17/16	19.800	5M	X	X	X		X	X			SNC (3) F.C. Bacteria
PORTLAND-PEAKS ISLAND (PORTLAND WATER DISTRICT)	W-007182	09/17/12	0.200	6C			X			X			
PRESQUE ISLE	W-002713	06/18/12	2.310	6D	X		X			X			SNC (2) Flow, E.C. Bacteria EL (3) Flow, E.C. Bacteria
PRESQUE ISLE-ECHO LAKE	W-008017	07/24/13	0.004	6A							X		
PRESQUE ISLE-LANDFILL	W-008088	10/04/16	0.014	6B								X	

**APPENDIX A**

**POTW WASTE DISCHARGE LICENSES AS OF DECEMBER 31, 2011  
SORTED BY LOCATION**

(SEE KEY TO COLUMN HEADINGS AT THE END OF THE APPENDIX)

Location	License #	Exp. Date	Flow MGD	Type	Major	CSO	Tox	301(H)	Pre	Surf	Sub	Spray	Compliance Status
RANDOLPH	W-008074	07/08/14	0.0	5T		X				X			
RANGELEY	W-008086	05/02/12	0.150	6C								X	
RICHMOND	W-002616	03/12/13	0.320	6C						X			
ROCKLAND	W-000681	12/21/12	3.300	5M	X	X	X		X	X			
RUMFORD-RUMFORD POINT (RUMFORD-MEXICO SEWERAGE DISTRICT)	W-002685	08/05/15	0.019	6B						X			
SABATTUS	W-002624	11/03/16	0.120	6C			X			X			
SACO	W-002599	08/08/16	4.200	6D	X	X	X			X			
SANFORD	W-000870	04/23/13	8.800	5M	X	X	X		X	X			
SCARBOROUGH	W-002668	10/16/14	2.500	6D	X		X			X			
SEARSPORT	W-006279	11/12/13	0.200	6C				X		X			
SINCLAIR (SINCLAIR SEWER DISTRICT)	W-007814	09/06/16	0.042	6B								X	
SKOWHEGAN	W-002645	06/02/13	1.65	6D	X	X	X			X			
SORRENTO	W-002280	09/06/16	0.003	6A						X			
SOUTH BERWICK	W-002721	06/17/07	0.567	6C			X			X			
SOUTH PORTLAND	W-001370	07/15/14	9.300	5M	X	X	X		X	X			
SOUTHWEST HARBOR	W-002676	10/26/14	0.375	6C	X		X			X			

**APPENDIX A**

**POTW WASTE DISCHARGE LICENSES AS OF DECEMBER 31, 2011  
SORTED BY LOCATION**

(SEE KEY TO COLUMN HEADINGS AT THE END OF THE APPENDIX)

Location	License #	Exp. Date	Flow MGD	Type	Major	CSO	Tox	301(H)	Pre	Surf	Sub	Spray	Compliance Status
ST. AGATHA	W-002755	06/17/15	0.060	6B						X			
STONINGTON	W-001475	03/14/08	0.175	6C				X		X			
THOMASTON	W-002643	06/21/13	0.900	6C	X		X			X		X	
UNITY	W-000478	07/27/12	0.500	6C			X			X			
VAN BUREN	W-002675	09/14/14	0.560	6C	X					X			
VASSALBORO-CEMETERY STREET FACILITY	W-008102	03/11/15	0.029	6B						X			
VASSALBORO-MAIN STREET FACILITY	W-002597	03/11/15	0.025	6B						X			
VASSALBORO-NORTH MAIN STREET FACILITY	W-008101	03/11/15	0.025	6B						X			
VEAZIE	W-002754	11/30/12	0.350	6C						X			
VINALHAVEN	W-008146	11/15/12	0.129	6C			X			X			
WALDOBORO	W-008114	03/11/13	0.150	6C								X	
WALLGRASS PLT. (EAGLE LAKE WATER & SEWER DIST)	W-007955	11/30/12	0.006	6A							X		
WARREN	W-007023	02/10/15	0.244	6C						X			
WASHBURN	W-007610	12/05/16	0.283	6C			X			X			
WATERVILLE (KENNEBEC SANITARY TREATMENT DISTRICT)	W-000687	10/16/14	12.700	5M	X	X	X		X	X			

**APPENDIX A**

**POTW WASTE DISCHARGE LICENSES AS OF DECEMBER 31, 2011  
SORTED BY LOCATION**

(SEE KEY TO COLUMN HEADINGS AT THE END OF THE APPENDIX)

Location	License #	Exp. Date	Flow MGD	Type	Major	CSO	Tox	301(H)	Pre	Surf	Sub	Spray	Compliance Status
WELLS	W-000653	11/10/14	2.000	6D	X		X			X			
WESTBROOK (PORTLAND WATER DISTRICT)	W-001510	12/22/11	4.54	6D	X	X	X		X	X			
WHITNEYVILLE-CANAL ROAD FACILITY	W-006551	04/21/15	0.002	6A						X			
WHITNEYVILLE-SCHOOL STREET FACILITY	W-008099	04/21/15	0.006	6A						X			
WILTON	W-002365	06/21/16	0.450	6C	X		X			X			
WINSLOW	W-008204	12/21/15	0.0	5T		X				X			
WINTER HARBOR	W-000562	09/02/15	0.125	6C			X			X			
WINTERPORT	W-001480	02/02/09	0.110	6C				X		X			
WISCASSET	W-000370	10/26/14	0.620	6C			X			X			
YARMOUTH	W-002644	10/12/16	1.310	6D	X		X			X			
YARMOUTH-SEA MEADOWS SUBDIVISION	W-002234	10/12/16	0.028	6B						X			
YORK	W-002687	04/21/16	3.000	6D	X		X			X			

LICENSES	MEDPES	FLOW MGD	TYPE	MAJOR	CSO	TOX	301(H)	PRE	SURF	SUB	SPRAY	COMPLIANCE STATUS
<b>TOTALS</b>	<b>163</b>	<b>213.8</b>	<b>---</b>	<b>59</b>	<b>35</b>	<b>85</b>	<b>10</b>	<b>13</b>	<b>139</b>	<b>11</b>	<b>16</b>	<b>EL = 5 SNC = 7</b>

**APPENDIX A**  
**POTW WASTE DISCHARGE LICENSES AS OF DECEMBER 31, 2011**  
**KEY TO COLUMN HEADINGS**

<b>LOCATION</b>	Municipality in which discharge is located.
<b>LICENSE #</b>	DEP wastewater discharge license number.
<b>EXP. DATE</b>	Expiration date of last DEP license issued for the facility.
<b>FLOW</b>	Monthly average discharge flow limit, in millions of gallons per day, as approved in last DEP license issued for the facility.
<b>TYPE</b>	Type code and base fee category for the facility.
	6A POTWs, less than 10,000 GPD, with no significant industrial waste
	6B POTWs, 10,000 GPD to 100,000 GPD, with no significant industrial waste
	6C POTW, 100,000 GPD to 1 million GPD, with no significant industrial waste
	6D POTW, 1 million GPD to 5 million GPD, with no significant industrial waste
	5M POTW, over 5 million GPD or with significant industrial waste
	5T Municipal combined sewer overflow (CSO)
<b>MAJOR</b>	Major discharge facility.
<b>CSO</b>	Facility includes combined sewer overflow (CSO) discharge.
<b>TOX</b>	Facility is subject to toxics testing.
<b>301(h)</b>	301(h) waiver facility, primary treatment only.
<b>PRE</b>	Facility influent is subject to pre-treatment requirements.
<b>SURF</b>	Facility discharges to surface water.
<b>SUB</b>	Facility discharges through subsurface system.
<b>SPRAY</b>	Facility discharges through spray irrigation (i.e., land application) system.
<b>COMPLIANCE STATUS</b>	Indicates if the facility was in Significant Non Compliance (SNC) or Exceptions List (EL) during the year, includes quarter and parameters. A blank space in this column indicates Substantial Compliance. For those facilities that were in SNC or EL a summary of the non compliance can be found in Appendices H and I. Totals at bottom of column only include highest level of non compliance per facility.

**NOTES**

1. Two licenses are for the discharge of treated landfill leachate. One facility (Brunswick) discharges to surface water, while the other facility (Presque Isle) discharges through a land application system.
2. Two licenses (Milbridge and Brownville) are for both surface water and subsurface discharges.
3. Five licenses (Jackman, Mars Hill, North Berwick, Norway, and Thomaston) are limited to a seasonal surface water discharge. Thomaston is also licensed for a seasonal land application discharge.
4. All land application discharges are seasonal, except for Carrabasset, Greenville, Mapleton and Rangeley, which are licensed to discharge “snowfluent” during the winter.
5. One license (Houlton) is for the discharge of sludge lagoon supernatant through a land application system.
6. All type 5T licenses are for “stand alone” CSO facilities (that is, facilities that are not licensed as part of a municipal primary or secondary treatment facility).



**APPENDIX B**  
**NON-POTW WASTE DISCHARGE LICENSES AS OF DECEMBER 31, 2011**  
**SORTED BY LOCATION**  
(SEE KEY TO COLUMN HEADINGS AT THE END OF THE APPENDIX)

Location	Licensee	License #	Exp. Date	Type	Major	Tox	Surf	Sub	Spray	Comments	Compliance Status
ANSON	MADISON PAPER INDUSTRIES	W-008062	04/15/14	5R			X			ANSON HYDRO PROJECT; 108,000 GPD NON-CONTACT COOLING WATER	
AUBURN	PIONEER PLASTICS	W-007876	12/05/16	5S		X	X			PLASTICS MANUFACTURER; 1.2 MGD NON-CONTACT COOLING WATER	
AUGUSTA	DEPT. OF INLAND FISHERIES & WILDLIFE	W-002034	07/05/11	6F			X			GOVERNOR HILL FISH HATCHERY; 1.2 MGD PROCESS WATER DISCHARGE	SNC (3) Phosphorus
BAILEYVILLE	WOODLAND PULP LLC	W-008072	05/01/14	5R			X			WOODLAND HYDRO PROJECT; 194,000 GPD NON-CONTACT COOLING WATER	
BAILEYVILLE	DOMTAR MAINE LLC	W-008073	05/01/14	5R			X			GRAND FALLS HYDRO PROJECT; 100,000 GPD NON-CONTACT COOLING WATER	
BAILEYVILLE (WOODLAND)	WOODLAND PULP, LLC	W-002766	05/31/10	5N		X	X			KRAFT PULP AND PAPER MILL; 40 MGD PROCESS WATER, SANITARY WASTE WATER, LANDFILL LEACHATE & STORM WATER DISCHARGES; 5.6 MGD COOLING & MISC STORM WATER DISCHARGE	
BAILEYVILLE (WOODLAND)	WOODLAND PULP LLC	W-000508	09/03/13	5R			X			STUD MILL AND ORIENTED STRAND BOARD MILL; 15 MGD NON-CONTACT COOLING WATER; 160,000 GPD BOILER BLOWDOWN, SOFTENER BACKWASH & COOLING WATERS	
BALDWIN	FPL ENERGY MAINE HYDRO	W-000582	09/22/13	5R			X			HIRAM HYDRO PROJECT; 203,000 GPD NON-CONTACT COOLING WATER	



**APPENDIX B**  
**NON-POTW WASTE DISCHARGE LICENSES AS OF DECEMBER 31, 2011**  
**SORTED BY LOCATION**  
(SEE KEY TO COLUMN HEADINGS AT THE END OF THE APPENDIX)

Location	Licensee	License #	Exp. Date	Type	Major	Tox	Surf	Sub	Spray	Comments	Compliance Status
BANGOR	WEBBER OIL COMPANY	W-000767	05/19/15	5S			X			FUEL OIL TERMINAL/TRANSFER FACILITY; STORM WATER DISCHARGE	
BAR HARBOR	TOWN OF BAR HARBOR	W-001719	03/19/12	5V			X			SNOW DUMP; DISCHARGE TO TIDEWATER	
BATH	BATH IRON WORKS	W-000671	09/19/16	5R			X			SHIP BUILDING FACILITY; 0.84 MGD NON-CONTACT COOLING WATER; MISC. DRY DOCK & SHIP DISCHARGES; AND SNOW DUMP DISCHARGE TO TIDEWATER	
BATH	CITY OF BATH	W-007696	03/04/16	5V			X			SNOW DUMP; DISCHARGE TO TIDEWATER	
BEALS	CARVER SHELLFISH INC.	W-007803	11/21/14	5P			X			CLAM PROCESSING FACILITY; 2,000 GPD PROCESS WATER DISCHARGE	
BEALS	COOKE AQUACULTURE USA INC	W-008194	06/16/14	6G			X			SALMON AQUACULTURE FACILITY (SPECTACLE ISLAND SITE)	
BEALS	COOKE AQUACULTURE USA, INC	W-008187	06/30/14	6G			X			SALMON AQUACULTURE FACILITY (SAND COVE SITE)	
BELFAST	PENOBSCOT MCCRUM LLC	W-004897	10/17/12	5O			X			POTATO PROCESSING FACILITY; 100,000 GPD PROCESS WATER DISCHARGE; 75,000 GPD NON-CONTACT COOLING WATER DISCHARGE	
BELGRADE	PAT JACKSON INC.	W-008019	10/29/14	5J					X	DISCHARGE OF TREATED SEPTAGE EFFLUENT	
BIDDEFORD	MAINE ENERGY RECOVERY COMPANY	W-006163	11/06/13	5R			X			WASTE-TO-ENERGY INCINERATOR; 93.6 MGD NON-CONTACT COOLING WATER	

**APPENDIX B  
NON-POTW WASTE DISCHARGE LICENSES AS OF DECEMBER 31, 2011  
SORTED BY LOCATION**

(SEE KEY TO COLUMN HEADINGS AT THE END OF THE APPENDIX)

Location	Licensee	License #	Exp. Date	Type	Major	Tox	Surf	Sub	Spray	Comments	Compliance Status
BIDDEFORD	THE MILLS AT PEPPERELL LLC	W-002790	12/06/16	5R			X			TEXTILE MILL; 110,000 GPD NON-CONTACT COOLING WATER	
BIDDEFORD	BIDDEFORD AND SACO WATER COMPANY	W-002545	08/05/15	5S			X			DRINKING WATER TREATMENT FACILITY; 150,000 GPD FILTER BACKWASH WATER DISCHARGE	
BIDDEFORD	UNIVERSITY OF NEW ENGLAND	W-008109	06/11/15	6F			X			MARINE SCIENCE AND RESEARCH CENTER; 0.72 MGD TREATED MARINE LAB AND MARINE MAMMAL REHABILITATION CENTER WASTE WATER	
BIG MOOSE TWP.	MOOSEHEAD MOUNTAIN RESORT INC.	W-008148	12/17/12	5J					X	COMMERCIAL SKI AREA; 7,000 GPD SANITARY WASTE WATER DISCHARGE	
BINGHAM	COOKE AQUACULTURE USA, INC	W-007577	07/01/15	6F			X			COMMERCIAL SALMON; 11.25 MGD PROCESS WASTE WATER DISCHARGE	
BOOTHBAY HARBOR	TOWN OF BOOTHBAY HARBOR	W-007938	01/16/12	5V			X			SNOW DUMP; DISCHARGE TO TIDEWATER	
BREWER	TOWN & COUNTRY MOBILE HOME PARK	W-003601	10/13/15	5J					X	COMMERCIAL TRAILER PARK; 8,500 GPD SANITARY WASTE WATER DISCHARGE	
BRIDGTON	WINONA CAMPS INC.	W-006784	06/13/12	5J					X	COMMERCIAL CAMP GROUND; 10,000 GPD SANITARY WASTE WATER DISCHARGE	
BRIDGTON	THE WILDWOOD CORP. (D/B/A CAMP WILDWOOD)	W-007708	06/09/13	5J					X	COMMERCIAL CAMP GROUND; 40,725 GPD SANITARY WASTE WATER DISCHARGE	
BRIGHTON	LAKESIDE PINES CAMPGROUND INC	W-008256	10/13/15	5S					X	5,000 GPD COMMERCIAL CAMPGROUND, SANITARY WASTEWATER DISCHARGE	
BRUNSWICK	FPL ENERGY MAINE HYDRO LLC	W-000571	09/22/13	5R			X			BRUNSWICK HYDRO PROJECT; 586,000 GPD NON-CONTACT COOLING WATER	

**APPENDIX B  
NON-POTW WASTE DISCHARGE LICENSES AS OF DECEMBER 31, 2011  
SORTED BY LOCATION**

(SEE KEY TO COLUMN HEADINGS AT THE END OF THE APPENDIX)

Location	Licensee	License #	Exp. Date	Type	Major	Tox	Surf	Sub	Spray	Comments	Compliance Status
BRUNSWICK	BRUNSWICK- TOPSHAM WATER DISTRICT	W-002631	11/13/13	5S			X			DRINKING WATER TREATMENT FACILITY; 40,000 GPD FILTER BACKWASH DISCHARGE	
BUCKSPORT	VERSO ANDROSCOGGIN LLC	W-000598	01/07/15	5N	X	X	X			PULP AND PAPER MILL (FORMERLY CHAMPION); 18 MGD PROCESS WATER DISCHARGE; 72.0 MGD COOLING WATER DISCHARGE	
BUCKSPORT	WEBBER TANKS, INC.	W-002566	10/15/15	5S			X			FUEL OIL TERMINAL/TRANSFER FACILITY; STORM WATER DISCHARGE	
BUXTON	FPL ENERGY MAINE HYDRO LLC	W-000578	09/22/13	5R			X			SKELTON HYDRO PROJECT; 859,000 GPD NON-CONTACT COOLING WATER	
CAMDEN	TOWN OF CAMDEN	W-007822	08/05/15	5V			X			SNOW DUMP; DISCHARGE TO TIDWATER	
CARIBOU	WPS NEW ENGLAND GENERATION, INC.	W-000638	09/28/14	5R			X			CARIBOU GENERATING STATION; 31 MGD NON-CONTACT COOLING WATER & MISC. DISCHARGES	
CARIBOU	LORING DEVELOPMENT AUTHORITY	W-007926	04/15/14	5S			X			DRINKING WATER TREATMENT FACILITY; 8,000 GPD FILTER BACKWASH DISCHARGE	
CASCO	DEPT. OF INLAND FISHERIES & WILDLIFE	W-002038	05/08/11	6F			X			CASCO FISH HATCHERY; 2.9 MGD PROCESS WASTE WATER DISCHARGE	
CHERRYFIELD	CHERRYFIELD FOODS, INC.	W-006234	12/28/14	5P			X		X	BLUEBERRY PROCESSING FACILITY; 0.1 MGD PROCESS WATER DISCHARGE; 0.27 MGD NON-CONTACT COOLING WATER DISCHARGE	

**APPENDIX B  
NON-POTW WASTE DISCHARGE LICENSES AS OF DECEMBER 31, 2011  
SORTED BY LOCATION**

(SEE KEY TO COLUMN HEADINGS AT THE END OF THE APPENDIX)

Location	Licensee	License #	Exp. Date	Type	Major	Tox	Surf	Sub	Spray	Comments	Compliance Status
CHERRYFIELD	JASPER WYMAN & SONS	W-000645	12/28/14	5P			X		X	BLUEBERRY PROCESSING FACILITY; 0.1 MGD PROCESS WATER DISCHARGE; 0.27 MGD NON-CONTACT COOLING WATER DISCHARGE	EL (1) BOD
CLINTON	FLOOD BROTHERS INC.	W-009024	10/30/13	5S			X			CONCENTRATED ANIMAL FEEDING OPERATIONS (CAFO); STORMWATER AND PROCESS WASTE WATER	
CLINTON	CAVERLY FAMS LLC	W-009033	05/08/14	5S			X			CAFO	
CLINTON	ROGERS FARM	W-009036	05/08/14	5S			X			CAFO	
CLINTON	THE WRIGHT PLACE	W-009035	05/08/14	5S			X			CAFO	
CUTLER	US NAVY-NAVAL COMMUNICATION UNIT	W-003318	09/02/15	5R			X			ELECTRICAL GENERATING PLANT; 1.584 MGD NON-CONTACT COOLING WATER; MISC. STORMWATER, BOILER BLOWDOWN AND CONTACT COOLING WATER DISCHARGES	
CUTLER	COOKE AQUACULTURE USA, INC	W-009005	04/10/12	6G			X			SALMON AQUACULTURE FACILITY (CROSS ISLAND SITE)	
CUTLER	COOKE AQUACULTURE USA, INC	W-008168	06/16/14	6G			X			SALMON AQUACULTURE FACILITY (CROSS ISLAND – NORTH SITE)	
DAMARISCOTTA	LAKE PEMAQUID INC.	W-003271	09/15/13	5J					X	COMMERCIAL CAMP GROUND; 67,900 GPD SANITARY WASTE WATER DISCHARGE	
DAMARISCOTTA	TOWN OF DAMARISCOTTA	W-009007	05/08/12	5V			X			SNOW DUMP; DISCHARGE TO TIDEWATER	

**APPENDIX B  
NON-POTW WASTE DISCHARGE LICENSES AS OF DECEMBER 31, 2011  
SORTED BY LOCATION**

(SEE KEY TO COLUMN HEADINGS AT THE END OF THE APPENDIX)

Location	Licensee	License #	Exp. Date	Type	Major	Tox	Surf	Sub	Spray	Comments	Compliance Status
DEBLOIS	JASPER WYMAN & SONS	W-007847	03/19/12	5P			X		X	BLUEBERRY PROCESSING FACILITY; 148,000 GPD PROCESS WATER AND STORM WATER DISCHARGES	
DENMARK	WYONEGONIC CAMPS	W-007602	06/14/12	5J					X	COMMERCIAL CAMP GROUND; 7000 GPD SANITARY WASTE WATER DISCHARGE	
DIXFIELD	TOWN OF DIXFIELD	W-009032	01/30/14	5V				X		SNOW DUMP DISCHARGE TO MAPPED SAND AND GRAVEL AQUIFER	
DIXMONT	WREN FARM	W-008243	01/13/14	5S			X			CONCENTRATED ANIMAL FEEDING OPERATION (CAFO); STORMWATER & PROCESS WASTE WATER	
DOVER-FOXCROFT	DOVER-FOXCROFT WATER DISTRICT	W-007330	05/21/13	5S			X			DRINKING WATER TREATMENT FACILITY; 15,000 GPD FILTER BACKWASH DISCHARGE	
EAST MACHIAS	COOKE AQUACULTURE USA, INC	W-007149	03/04/15	6F			X			COMMERCIAL SALMONID HATCHERY (GARDINER LAKE); 10.08 MGD PROCESS WATER DISCHARGE	
EAST MILLINOCKET	GREAT NORTHERN PAPER Co., LLC	W-002228	05/26/16	5N	X	X	X			PULP AND PAPER MILL; 33 MGD PROCESS WATER & MUNICIPAL WASTE WATER DISCHARGE; 26 MGD NON-CONTACT COOLING WATER DISCHARGE; MISC. FILTER BACKWASH AND FLOOR DRAIN DISCHARGES	
EAST MILLINOCKET	GREAT LAKES HYDRO AMERICA, LLC	W-008076	03/13/14	5R			X			EAST MILLINOCKET HYDRO PROJECT; 30,240 GPD NON-CONTACT COOLING WATER	
EAST MILLINOCKET	GREAT LAKES HYDRO AMERICA, LLC	W-008077	03/16/14	5R			X			DOLBY HYDRO PROJECT; 364,320 GPD NON-CONTACT COOLING WATER	

**APPENDIX B**  
**NON-POTW WASTE DISCHARGE LICENSES AS OF DECEMBER 31, 2011**  
**SORTED BY LOCATION**

(SEE KEY TO COLUMN HEADINGS AT THE END OF THE APPENDIX)

Location	Licensee	License #	Exp. Date	Type	Major	Tox	Surf	Sub	Spray	Comments	Compliance Status
EASTPORT	COOKE AQUACULTURE USA, INC	W-008190	07/19/14	6G			X			SALMON AQUACULTURE FACILITY (BROAD COVE SITE)	
ELIOT	AUTOWASH INC.	W-008225	06/21/16	5S				X		COMMERCIAL CAR WASH	
ELLSWORTH	PATTEN POND KOA	W-003294	12/28/11	5J					X	COMMERCIAL CAMP GROUND; 15,000 GPD SANITARY WASTE WATER DISCHARGE	
ELLSWORTH	BLACK BEAR HYDRO PARTNERS LLC	W-008065	04/15/14	5R			X			ELLSWORTH HYDRO PROJECT; 200,160 GPD NON-CONTACT COOLING WATER	
ELLSWORTH	GREEN LAKE NATIONAL FISH HATCHERY	W-000721	09/09/14	6F			X			FEDERAL SALMONID HATCHERY; 19.4 MGD PROCESS WATER DISCHARGE	
EMBDEN	FPL ENERGY MAINE HYDRO LLC	W-000574	09/22/13	5R			X			WILLIAMS HYDRO PROJECT; 504,000 GPD NON-CONTACT COOLING WATER	
EMBDEN	DEPT. OF INLAND FISHERIES & WILDLIFE	W-002029	07/06/16	6F			X			ELA FISH REARING STATION; 4.75 MGD PROCESS WATER DISCHARGE	SNC (3) Phosphorus
ENFIELD	BANGOR-PACIFIC HYDRO ASSOCIATES	W-007529	04/15/14	5R			X			WEST ENFIELD HYDRO PROJECT; 403,200 GPD NON-CONTACT COOLING WATER	
ENFIELD	COVANTA MAINE LLC	W-006116	10/14/15	5S			X			WOOD FIRED GENERATING FACILITY; 150,000 GPD COOLING TOWER BLOWDOWN WATER; 36,000 GPD FILTER BACKWASH WATER; 1,000 GPD BUILDING DRAIN WATER, SUMP WATER & STORMWATER DISCHARGES	
ENFIELD	DEPT. OF INLAND FISHERIES & WILDLIFE	W-002032	12/05/16	6F			X			COBB STATE FISH HATCHERY; 4.75 MGD PROCESS WATER DISCHARGE	

**APPENDIX B  
NON-POTW WASTE DISCHARGE LICENSES AS OF DECEMBER 31, 2011  
SORTED BY LOCATION**

(SEE KEY TO COLUMN HEADINGS AT THE END OF THE APPENDIX)

Location	Licensee	License #	Exp. Date	Type	Major	Tox	Surf	Sub	Spray	Comments	Compliance Status
EUSTIS	KEI (MAINE) POWER MGMT LLC	W-008080	04/15/14	5R			X			EUSTIS HYDRO PROJECT; 7,200 GPD NON-CONTACT COOLING WATER	
EXETER	STONYVALE INC	W-009034	05/08/14	5S			X			CAFO	
FAIRFIELD	S. D. WARREN-SOMERSET PLANT	W-000385	01/23/14	5N	X	X	X			KRAFT PULP AND PAPER MILL; 46.5 MGD DISCHARGE OF PROCESS WATER, SANITARY WASTE WATER, NON-CONTACT COOLING WATER, TREATED LANDFILL LEACHATE WATER, AND TREATED RESIDUALS STORAGE PAD LEACHATE WATER	
FORT FAIRFIELD	TRI-COMMUNITY RECYCLING & SANITARY LANDFILL	W-008246	05/17/12	5J					X	750,000 GPY DISCHARGE FROM SEPTAGE DEWATERING OPERATION	
FORT FAIRFIELD	BORALEX FORT FAIRFIELD, INC.	W-007365	05/24/16	5S			X			WOOD FIRED GENERATING FACILITY; 68,160 GPD NON-CONTACT COOLING WATER, BOILER BLOWDOWN WATER, WATER TREATMENT & ION EXCHANGE BACKWASH WATER	
FORT FAIRFIELD	PINELAND FARMS NATURAL MEATS INC	W-009002	05/21/12	5S			X			CONCENTRATED ANIMAL FEEDING OPERATION (CAFO); STORMWATER & PROCESS WASTE WATER	
FRANKLIN	AGVEST INC.	W-007755	12/18/14	5P					X	BLUEBERRY PROCESSING FACILITY; PROCESS WATER DISCHARGE	
FRANKLIN	UNIVERSITY OF MAINE—CCAR	W-007642	10/04/15	6F			X			AQUACULTURE RESEARCH FACILITY; 1.27 MGD PROCESS WATER DISCHARGE	
FRENCHBORO	COOKE AQUACULTURE USA, INC	W-008199	09/09/14	6G			X			SALMON AQUACULTURE FACILITY (BLACK ISLAND SITE)	

**APPENDIX B  
NON-POTW WASTE DISCHARGE LICENSES AS OF DECEMBER 31, 2011  
SORTED BY LOCATION**

(SEE KEY TO COLUMN HEADINGS AT THE END OF THE APPENDIX)

Location	Licensee	License #	Exp. Date	Type	Major	Tox	Surf	Sub	Spray	Comments	Compliance Status
FRENCHVILLE	MTN. SPRINGS TROUT FARM	W-008125	05/17/15	6F			X			FISH HATCHERY; 0.65 MGD PROCESS WATER DISCHARGE	
FRYEBURG	MAINE PURE	W-008254	08/19/15	5S				X		1,500 GPD TREATED BOTTLE WASH WATER	
GARDINER	KEI (MAINE) POWER MGMT LLC	W-008081	04/15/14	5R			X			AMERICAN TISSUE HYDRO PROJECT; 7,200 GPD NON-CONTACT COOLING WATER	
GARDINER	GARDINER WATER DISTRICT	W-000953	05/21/13	5S			X			DRINKING WATER TREATMENT FACILITY; 20,000 GPD FILTER BACKWASH DISCHARGE	
GOULDSBORO	LOBSTER WEB Co., LLC	W-000791	06/06/16	5P			X			SARDINE PACKING FACILITY; 272,000 GPD PROCESS WATER DISCHARGE	SNC (3) Total Suspended Solids, Oil & Grease EL (4) Total Suspended Solids, Oil & Grease
GRAND LAKE STREAM PLT.	DEPT. OF INLAND FISHERIES & WILDLIFE	W-002037	08/01/11	6F			X			GRAND LAKE STREAM FISH HATCHERY; 2.9 MGD PROCESS WATER DISCHARGE	
GRAY	DEPT. OF INLAND FISHERIES & WILDLIFE	W-002031	06/06/11	6F			X			DRY MILLS FISH HATCHERY; 1.92 MGD PROCESS WATER DISCHARGE	SNC (3) Phosphorus
HAMPDEN	COLD BROOK ENERGY	W-000563	12/20/16	5S			X			FUEL OIL TERMINAL/TRANSFER FACILITY; STORM WATER DISCHARGE	
HANCOCK	EASTERN MAINE MUSSEL CORP	W-009031	04/08/14	5P				X		MUSSEL PROCESSING FACILITY; 24,500 GPD PROCESS WASTE WATER	
HANCOCK	HANCOCK FOODS	W-003145	12/08/14	5P			X		X	BLUEBERRY PROCESSING FACILITY; 0.025 MGD PROCESS WATER DISCHARGE	



**APPENDIX B**  
**NON-POTW WASTE DISCHARGE LICENSES AS OF DECEMBER 31, 2011**  
**SORTED BY LOCATION**  
(SEE KEY TO COLUMN HEADINGS AT THE END OF THE APPENDIX)

Location	Licensee	License #	Exp. Date	Type	Major	Tox	Surf	Sub	Spray	Comments	Compliance Status
HANCOCK	MERRILL BLUEBERRY FARMS	W-007792	12/08/14	5P					X	BLUEBERRY PROCESSING FACILITY; 72,000 GPD PROCESS WATER DISCHARGE	
HARRISON	RODERICK DYER	W-008124	02/28/12	5J				X		1800 GPD TREATED SEPTAGE LEACHATE DISCHARGE	
HARTLAND	TASMAN LEATHER GROUP LLC	W-001915	06/11/14	5R			X			LEATHER TANNING FACILITY; 500,000 GPD NON-CONTACT COOLING WATER	
HERMON	HERMAN PARK LLC	W-007690	12/20/12	5J					X	COMMERCIAL TRAILER PARK; 4,500 GPD SANITARY WASTE WATER DISCHARGE	
HERMON	HERMON CAR WASH	W-008234	06/22/16	5S				X		COMMERCIAL CAR WASH; 1,000 GPD WASH WATER DISCHARGE	
HOLLIS	FPL ENERGY MAINE HYDRO LLC	W-000581	09/22/13	5R			X			BAR MILLS HYDRO PROJECT; 67,000 GPD NON-CONTACT COOLING WATER	
HOLLIS	NESTLE WATER NORTH AMERICA INC	W-008248	07/21/13	5S					X	WATER BOTTLING FACILITY; 981,000 GPW PROCESS WATER, BOILER BLOWDOWN WATER & CHILLER/COOLER WATER	
HOLLIS	PIERCE ASSOCIATES INC.	W-008127	03/29/12	6F			X			COMMERCIAL FISH HATCHERY; 1.5 MGD PROCESS WASTE WATER	
HOULTON	TATE & LYLE INGREDIENTS AMERICANS INC.	W-000940	06/17/13	5N		X	X		X	STARCH PROCESSING FACILITY; 0.04 MGD PROCESS WATER DISCHARGE; 0.05 MGD NON-CONTACT COOLING WATER DISCHARGE	
HOWLAND	PPL MAINE LLC	W-008064	04/15/14	5R			X			HOWLAND HYDRO PROJECT; 1,440 GPD NON-CONTACT COOLING WATER	
INDIAN STREAM TWP.	FPL ENERGY MAINE HYDRO LLC	W-000572	09/22/13	5R			X			INDIAN POND HYDRO PROJECT; 3.89 MGD NON-CONTACT COOLING WATER	

**APPENDIX B**  
**NON-POTW WASTE DISCHARGE LICENSES AS OF DECEMBER 31, 2011**  
**SORTED BY LOCATION**  
(SEE KEY TO COLUMN HEADINGS AT THE END OF THE APPENDIX)

Location	Licensee	License #	Exp. Date	Type	Major	Tox	Surf	Sub	Spray	Comments	Compliance Status
JAY	VERSO ANDROSCOGGIN LLC	W-000623	09/21/10	5N	X	X	X			KRAFT PULP AND PAPER MILL; 51 MGD DISCHARGE OF PROCESS WATER, SANITARY WASTE WATER, CONTACT AND NON-CONTACT COOLING WATERS, LANDFILL LEACHATE, AND STORMWATER	
JONESBORO	MAINE WILD BLUEBERRY CO.	W-008236	09/15/16	5P					X	BLUEBERRY PROCESSING FACILITY; PROCESS WATER DISCHARGE	
JONESPORT	MOOSABEC MUSSELS, INC.	W-008152	07/03/13	5P			X			SHELLFISH PROCESSING FACILITY; 32,000 GPD PROCESS WATER DISCHARGE	
KENDUSKEAG	PAUL PRAY D/B/A COUNTRY MOBILE HOME PARK	W-003618	01/15/13	5J					X	COMMERCIAL MOBILE HOME PARK; 8700 GPD SANITARY WASTE WATER DISCHARGE	
KINGFIELD	TOWN OF KINGFIELD	W-009017	07/29/13	5S				X		DRINKING WATER BOTTLING FACILITY; 50,000 GPD PROCESS WASTE WATER, PLUS BOILER BLOWDOWN AND NON-CONTACT COOLING WATERS	
KITTERY	PORTSMOUTH NAVAL SHIPYARD	W-003445	06/13/16	5R			X			SUBMARINE REPAIR & OVERHAUL FACILITY; 33 MGD NON-CONTACT CONDENSER & COMPRESSOR COOLING WATER; MISC. DRY DOCK DEWATERING WATER & STORMWATER DISCHARGES	
LEWISTON	FPL ENERGY MAINE HYDRO LLC	W-007658	09/22/13	5R			X			LEWISTON FALLS HYDRO PROJECT; 700,000 GPD NON-CONTACT COOLING WATER	

**APPENDIX B  
NON-POTW WASTE DISCHARGE LICENSES AS OF DECEMBER 31, 2011  
SORTED BY LOCATION**

(SEE KEY TO COLUMN HEADINGS AT THE END OF THE APPENDIX)

Location	Licensee	License #	Exp. Date	Type	Major	Tox	Surf	Sub	Spray	Comments	Compliance Status
LIMERICK	LEDGEMERE HYDRO, LLC	W-008059	03/13/14	5R			X			LEDGEMERE HYDRO PROJECT; 22,320 GPD NON-CONTACT COOLING WATER	
LINCOLN	LINCOLN PAPER AND TISSUE	W-000381	05/26/16	5N	X	X	X			KRAFT PULP AND PAPER MILL; 16.3 MGD PROCESS WATER; 3.0 MGD NON-CONTACT COOLING WATER	
LINCOLN PLT.	AZISCOHOS RESERVOIR COMPANY	W-007582	05/01/14	5R			X			AZISCOHOS HYDRO PROJECT; 270,000 GPD NON-CONTACT COOLING WATER	
LISBON	MILLER HYDRO GROUP	W-007590	04/10/14	5R			X			WORUMBO HYDRO PROJECT; 1.015 MGD NON-CONTACT COOLING WATER	
LISBON	BLUE RIDGE FIBERBOARD INC	W-002520	02/12/15	5S			X			FIBER BOARD MANUFACTURING FACILITY; 3.0 MGD NON-CONTACT COOLING WATER	
LISBON	MAINE ELECTRONICS INC.	W-007759	05/13/15	5S		X	X			DECOMMISSIONED CIRCUIT BOARD MANUFACTURING FACILITY; 79,000 GPD DISCHARGE FROM DEP-APPROVED GW REMEDIATION PROJECT	
LIVERMORE FALLS	BORALEX LIVERMORE FALLS LP	W-007705	09/12/16	5S			X			WOOD FIRED GENERATION FACILITY; 175,000 GPD COOLING TOWER BLOWDOWN WATER AND MISC. PROCESS WATER & STORMWATER DISCHARGES	
LIVERMORE FALLS	VERSO ANDROSCOGGIN LLC	W-008067	03/13/14	5R			X			OTIS HYDRO PROJECT; 14,400 GPD NON-CONTACT COOLING WATER	
LUBEC	ISF TRADING COMPANY	W-008161	12/01/13	5P			X			SEA CUCUMBER PROCESSING FACILITY; 8,000 GPD PROCESS WATER DISCHARGE	

**APPENDIX B**  
**NON-POTW WASTE DISCHARGE LICENSES AS OF DECEMBER 31, 2011**  
**SORTED BY LOCATION**  
(SEE KEY TO COLUMN HEADINGS AT THE END OF THE APPENDIX)

Location	Licensee	License #	Exp. Date	Type	Major	Tox	Surf	Sub	Spray	Comments	Compliance Status
LYMAN	WINTERWOOD FARM LLC	W-008250	09/08/13	5O					X	COMMERCIAL COMPOSTING FACILITY; DISCHARGE OF LEACHATE	
MACHIAS	MAINE WILD BLUEBERRY CO	W-008253	07/01/15	5P					X	SPRAY IRRIGATION, BLUEBERRY PROCESSING FACILITY	
MACHIAS	MAINE WILD BLUEBERRY CO.	W-006137	04/21/16	5R			X			BLUEBERRY PROCESSING FACILITY; 70,000 GPD NON-CONTACT COOLING WATER	
MACHIASPORT	TRUE NORTH MAINE INC.	W-007951	11/29/12	5P			X			SALMON PROCESSING FACILITY; 0.021 MGD PROCESS WATER DISCHARGE	
MADAWASKA	TWIN RIVERS LLC	W-002727	10/16/14	5N	X	X	X			PULP AND PAPER MILL; 15 MGD DISCHARGE OF PROCESS WATER, LANDFILL LEACHATE WATER, NON-CONTACT COOLING WATER, FILTER BACKWASH WATER, AND STORMWATER	
MADISON	MADISON PAPER INDUSTRIES	W-008063	04/15/14	5R			X			ABENAKI HYDRO PROJECT; 155,000 GPD NON-CONTACT COOLING WATER	
MADISON	MADISON PAPER INDUSTRIES	W-002006	07/05/16	5S			X			PULP & PAPER MILL; 10.8 MGD VACUUM SEAL AND NON-CONTACT COOLING WATER; 2.0 FILTER BACKWASH DISCHARGE	
MARS HILL	NATURALLY POTATOES INC.	W-007949	12/22/14	5P					X	POTATO PROCESSING FACILITY; PROCESS WASTE WATER DISCHARGE	
MARS HILL	J&D McCRUM FARM	W-008230	08/08/16	5P					X	POTATO PROCESSING FACILITY; PROCESS WASTE WATER DISCHARGE	
MASARDIS	WPS NEW ENG GENERATION	W-008069	10/16/14	5R			X			SQUA PAN HYDRO PROJECT; 4,800 GPD NON-CONTACT COOLING WATER	

**APPENDIX B**  
**NON-POTW WASTE DISCHARGE LICENSES AS OF DECEMBER 31, 2011**  
**SORTED BY LOCATION**  
(SEE KEY TO COLUMN HEADINGS AT THE END OF THE APPENDIX)

Location	Licensee	License #	Exp. Date	Type	Major	Tox	Surf	Sub	Spray	Comments	Compliance Status
MATTAWAMIKEA G	GREAT LAKES HYDRO AMERICA, LLC	W-008075	03/16/14	5R			X			MATTACEUNK HYDRO PROJECT; 144,000 GPD NON-CONTACT COOLING WATER	
MEXICO	TOWN OF MEXICO	W-009092	12/29/13	5V				X		SNOW DUMP; DISCHARGE TO MAPPED SAND AND GRAVEL ACQUIFER	
MILBRIDGE	LAWRENCE RAY FISHING INDUSTRIES	W-007894	07/12/12	5P			X			SEA CUCUMBER PROCESSING FACILITY; 15,000 GPD PROCESS WATER	
MILFORD	BLACK BEAR HYDRO PARTNERS LLC	W-002570	04/15/14	5R			X			MILFORD HYDRO PROJECT; 18,000 GPD NON-CONTACT COOLING WATER	
MILLINOCKET	GREAT NORTHERN PAPER Co., LLC	W-002227	05/26/16	5N	X	X	X			PULP AND PAPER MILL; 43 MGD PROCESS WATER DISCHARGE; 85 MGD NON-CONTACT CONDENSER COOLING WATER DISCHARGE; 15 MGD BEARING AND PUMP COOLING WATER DISCHARGE; MISC. STORMWATER DISCHARGE	
MONMOUTH	TEX-TECH INDUSTRIES	W-000631	08/13/14	5R			X			TEXTILE MILL; 85,000 GPD NON- CONTACT COOLING WATER	
MOOSEHEAD JCT. TWP.	AQUA MAINE INC.	W-008087	11/03/14	5S				X		DRINKING WATER TREATMENT FACILITY; 2,500 GPD FILTER BACKWASH DISCHARGE	
MOSCOW	FPL ENERGY MAINE HYDRO LLC	W-000573	09/22/13	5R			X			WYMAN HYDRO PROJECT; 573,000 GPD NON-CONTACT COOLING WATER	
MOUNT VERNON	COASTAL CAMPS INC (D/B/A CAMP LAUREL)	W-003269	12/20/12	5J					X	COMMERCIAL CAMP GROUND; 15,000 GPD SANITARY WASTE WATER DISCHARGE	

**APPENDIX B**  
**NON-POTW WASTE DISCHARGE LICENSES AS OF DECEMBER 31, 2011**  
**SORTED BY LOCATION**  
(SEE KEY TO COLUMN HEADINGS AT THE END OF THE APPENDIX)

Location	Licensee	License #	Exp. Date	Type	Major	Tox	Surf	Sub	Spray	Comments	Compliance Status
NEW GLOUCESTER	DEPT. OF INLAND FISHERIES & WILDLIFE	W-002030	07/05/11	6F			X			NEW GLOUCESTER FISH REARING PONDS; 3.0 MGD PROCESS WATER DISCHARGE	SNC (3) Phosphorus
NEW SHARON	AAA INTERSTATE SEPTIC SERVICES INC	W-009012	12/06/12	5J					X	DISCHARGE OF TREATED SEPTAGE EFFLUENT	
NEW SHARON	NEW SHARON WATER DISTRICT	W-007693	04/15/14	5S			X			DRINKING WATER TREATMENT FACILITY; 6,000 GPD FILTER BACKWASH DISCHARGE	
NORTH BERWICK	UNITED TECHNOLOGIES/P RATT & WHITNEY	W-002749	12/21/12	5N		X	X			JET ENGINE PARTS MANUFACTURER; 50,000 GPD PROCESS WATER DISCHARGE	
NORTH HAVEN	TOWN OF NORTH HAVEN	W-008142	06/15/12	5S			X			DRINKING WATER TREATMENT FACILITY; 2000 GPD FILTER BACKWASH DISCHARGE	
OAKLAND	MESSALONSKEE STREAM HYDRO LLC	W-000577	02/13/14	5R			X			RICE RIPS (M3) HYDRO PROJECT; 26,900 GPD NON-CONTACT COOLING WATER	
OAKLAND	MESSALONSKEE STREAM HYDRO LLC	W-000585	03/13/14	5R			X			OAKLAND (M2) HYDRO PROJECT; 48,000 GPD NON-CONTACT COOLING WATER	
OLD TOWN	RED SHIELD ACQUISITION, LLC	W-002226	05/19/16	5N	X	X	X			KRAFT PULP AND PAPER MILL; 24.4 MGD DISCHARGE OF PROCESS WATER AND TREATED LANDFILL LEACHATE WATER; NON-CONTACT COOLING WATER, MISC. FILTER BACKWASH AND HYDRO STATION COOLING WATER DISCHARGES	
OLD TOWN	PPL GREAT WORKS, LLC	W-008068	04/15/14	5R			X			GREAT WORKS HYDRO PROJECT; 88,560 GPD NON-CONTACT COOLING WATER	

**APPENDIX B**  
**NON-POTW WASTE DISCHARGE LICENSES AS OF DECEMBER 31, 2011**  
**SORTED BY LOCATION**

(SEE KEY TO COLUMN HEADINGS AT THE END OF THE APPENDIX)

Location	Licensee	License #	Exp. Date	Type	Major	Tox	Surf	Sub	Spray	Comments	Compliance Status
OLD TOWN	OLD TOWN WATER DISTRICT	W-007706	06/11/14	5S			X			DRINKING WATER TREATMENT FACILITY; 95,000 GPD FILTER BACKWASH DISCHARGE	
ORLAND	G.M. ALLEN & SONS, INC	W-007791	12/22/14	5P					X	BLUEBERRY PROCESSING FACILITY; 67,880 GPA PROCESS WATER DISCHARGE	
ORLAND	CRAIG BROOK NAT'L HATCHERY	W-001285	02/02/15	6F			X			FEDERAL SALMONID HATCHERY; 3.5 MGD PROCESS WATER DISCHARGE	EL (1) Formalin EL (2,3,4) Phosphorus
ORONO	UNIVERSITY OF MAINE	W-008153	06/02/13	5S			X			30,000 GPD FILTER BACKWASH DISCHARGE FROM UNIVERSITY SWIMMING POOL	
ORONO	ORONO-VEAZIE WATER DISTRICT	W-007954	11/21/14	5S			X			DRINKING WATER TREATMENT FACILITY; 92,000 GPD FILTER BACKWASH DISCHARGE	
ORRINGTON	MALLINCKROOT	W-001048	12/31/03	5N			X			CHLORINE MANUFACTURING FACILITY; 0.15 MGD PROCESS WATER DISCHARGE	
ORRINGTON	PENOBSCOT ENERGY RECOVERY Co.	W-006893	08/26/14	5O			X			REFUSE FIRED GENERATING FACILITY; 22,500 GPD NON-CONTACT COOLING WATER; BOILER BLOWDOWN WATER, MISC. PROCESS WATERS	
OXFORD	MGA CAST STONE INC	W-008258	09/06/16	5S				X		TREATED CONCRETE BLOCK WASH WATER	
PALERMO	DEPT. OF INLAND FISHERIES & WILDLIFE	W-002035	12/20/16	6F			X			PALERMO FISH REARING STATION; 4.75 MGD PROCESS WATER DISCHARGE	SNC (3,4) Phosphorus
PARSONSFIELD (KEZAR FALLS)	KEZAR FALLS HYDRO LLC	W-008060	03/17/14	5R			X			KEZAR FALLS HYDRO PROJECT; 22,320 GPD NON-CONTACT COOLING WATER	

**APPENDIX B  
NON-POTW WASTE DISCHARGE LICENSES AS OF DECEMBER 31, 2011  
SORTED BY LOCATION**

(SEE KEY TO COLUMN HEADINGS AT THE END OF THE APPENDIX)

Location	Licensee	License #	Exp. Date	Type	Major	Tox	Surf	Sub	Spray	Comments	Compliance Status
PERRY	PASSAMA- QUODDY WATER DISTRICT	W-007568	12/28/14	5S			X			DRINKING WATER TREATMENT FACILITY; 45,000 GPD FILTER BACKWASH DISCHARGE	
PHILLIPS	DEPT. OF INLAND FISHERIES & WILDLIFE	W-002036	08/01/11	6F			X			PHILLIPS FISH REARING STATION; 0.36 MGD PROCESS WATER DISCHARGE	
PIERCE POND TOWNSHIP	DEAD RIVER FISH HATCHERY	W-000905	03/23/16	6F			X			COMMERCIAL FISH HATCHERY AND REARING STATION; 1.5 MGD PROCESS WATER DISCHARGE	
PLYMOUTH	SOIL PREPARATION, INC.	W-007882	09/18/13	5J					X	SEPTAGE DEWATERING AND COMPOSTING FACILITY; 20,000 GPD DISCHARGE	
PORTLAND	FRESH ATLANTIC USA	W-009008	07/31/12	5P			X			SEA URCHIN PROCESSING FACILITY; 12,100 GPD PROCESS WATER DISCHARGE	
PORTLAND	I.S.F. TRADING COMPANY	W-007808	11/21/14	5P			X			SEA URCHIN AND SHRIMP PROCESSING FACILITY; 23,000 GPD PROCESS WATER DISCHARGE	SNC (2) Settleable Solids
PORTLAND	HERITAGE ACQUISITION CORP.	W-000980	08/03/14	5R			X			BAKED BEAN PROCESSING FACILITY; 460,000 GPD NON- CONTACT COOLING WATER	
PRESQUE ISLE	EUGENE & HEIDI KNIGHT (D/B/A GOLDEN GATE PARK)	W-008159	06/13/13	5J					X	COMMERCIAL MOBILE HOME PARK; 44,000 GPD SANITARY WASTE WATER DISCHARGE	
PRESQUE ISLE	MCCAIN FOODS USA, INC.	W-008085	05/17/12	5N		X	X			POTATO PROCESSING FACILITY; 4.0 MGD PROCESS WATER AND SANITARY WASTE WATER	
PRESQUE ISLE	PRESQUE ISLE WATER DISTRICT	W-002618	10/16/14	5S			X			DRINKING WATER TREATMENT FACILITY; 180,000 GPD FILTER BACKWASH DISCHARGE	



**APPENDIX B**  
**NON-POTW WASTE DISCHARGE LICENSES AS OF DECEMBER 31, 2011**  
**SORTED BY LOCATION**  
(SEE KEY TO COLUMN HEADINGS AT THE END OF THE APPENDIX)

Location	Licensee	License #	Exp. Date	Type	Major	Tox	Surf	Sub	Spray	Comments	Compliance Status
RANGELEY	ATLANTIC SALMON MAINE LLC	W-004701	10/15/15	6F			X			COMMERCIAL SALMON HATCHERY; 12 MGD PROCESS WATER DISCHARGE	
ROCKLAND	FMC BIOPOLYMER	W-001999	10/09/12	5R			X			CARAGEENAN MANUFACTURING FACILITY; 12.1 MGD CONTACT AND NON-CONTACT COOLING WATER DISCHARGE	
ROCKLAND	DRAGON PRODUCTS Co. LLC	W-009025	11/25/13	5R			X			CEMENT TRANSFER TERMINAL; 113,000 GPD NON-CONTACT COOLING WATER AND TREATED CONDENSATE WATER DISCHARGE	
ROCKLAND	TOWN OF ROCKLAND	W-007939	12/28/11	5V			X			SNOW DUMP; DISCHARGE TO TIDEWATER	
ROCKPORT	TOWN OF ROCKPORT	W-008134	10/03/11	5V			X			SNOW DUMP; DISCHARGE TO TIDEWATER	
RUMFORD	RUMFORD PAPER COMPANY	W-000955	09/21/10	5N	X	X	X			KRAFT PULP AND PAPER MILL (FORMERLY BOISE CASCADE); 34 MGD PROCESS WATER & LANDFILL LEACHATE WATER DISCHARGE; 47 MGD NON-CONTACT COOLING WATER DISCHARGE	
RUMFORD	RUMFORD FALLS HYDRO LLC	W-008083	04/10/14	5R			X			RUMFORD FALLS HYDRO PROJECT; 145,000 GPD NON-CONTACT COOLING WATER	
RUMFORD	RE ENERGY RUMFORD, LLC	W-009067	06/21/16	5R			X			NON CONTACT COOLING WATER, 30 MGD AND FILTER BACKWASH FROM STRAINERS	
SACO	FPL ENERGY MAINE HYDRO LLC	W-000584	09/22/13	5R			X			CATARACT HYDRO PROJECT; 196,000 GPD NON-CONTACT COOLING WATER	

**APPENDIX B  
NON-POTW WASTE DISCHARGE LICENSES AS OF DECEMBER 31, 2011  
SORTED BY LOCATION**

(SEE KEY TO COLUMN HEADINGS AT THE END OF THE APPENDIX)

Location	Licensee	License #	Exp. Date	Type	Major	Tox	Surf	Sub	Spray	Comments	Compliance Status
SANFORD	EVONIK LLC	W-001914	11/01/15	5R			X			PLASTICS MANUFACTURING FACILITY; 300,000 GPD NON-CONTACT COOLING WATER	
SANFORD	PINE TREE TROUT FISH HATCHERY	W-008245	12/22/11	6E			X			COMMERCIAL TROUT HATCHERY AND REARING FACILITY; 72,000 GPD PROCESS WATER DISCHARGE	
SCARBOROUGH	BAYLEY'S QUALITY SEAFOOD	W-000990	12/06/12	5P			X			SHELLFISH PROCESSING FACILITY; 63,525 GPD SEAFOOD PROCESSING WASTE WATER DISCHARGE	
SEARSPORT	GAC CHEMICAL CORPORATION	W-002530	03/03/16	5S			X			INDUSTRIAL CHEMICAL MANUFACTURER (FORMERLY GENERAL ALUM); 124,000 GPD NON-CONTACT COOLING WATER, PROCESS WATER, AND STORM WATER DISCHARGES	
SEARSPORT	C.H. SPRAGUE & SON, INC.	W-002564	09/14/14	5S			X			FUEL OIL TERMINAL/TRANSFER FACILITY; STORM WATER DISCHARGE	
SEARSPORT	IRVING OIL TERMINALS, INC.	W-000942	04/09/15	5S			X			FUEL OIL TERMINAL/TRANSFER FACILITY; STORM WATER DISCHARGE	
SEARSPORT	IRVING OIL TERMINALS, INC.	W-001373	04/09/15	5S			X			FUEL OIL TERMINAL/TRANSFER FACILITY; STORM WATER DISCHARGE	
SKOWHEGAN	FPL ENERGY MAINE HYDRO LLC	W-000583	09/22/13	5R			X			WESTON HYDRO PROJECT; 576,000 GPD NON-CONTACT COOLING WATER	
SMITHFIELD	CAMP MATOAKA, INC.	W-006097	06/11/15	5J					X	COMMERCIAL SUMMER CAMP; 18,000 GPD SANITARY WASTE WATER DISCHARGE	

**APPENDIX B**  
**NON-POTW WASTE DISCHARGE LICENSES AS OF DECEMBER 31, 2011**  
**SORTED BY LOCATION**  
(SEE KEY TO COLUMN HEADINGS AT THE END OF THE APPENDIX)

Location	Licensee	License #	Exp. Date	Type	Major	Tox	Surf	Sub	Spray	Comments	Compliance Status
SORRENTO	GREAT BAY AQUACULTURE LLC	W-009015	10/15/12	6G			X			COD AQUACULTURE FACILITY (PREBLE ISLAND SITE)	
SOUTH BRISTOL	SOUTH BRISTOL WHARF LLC	W-007095	10/24/12	5P			X			SHELLFISH PROCESSING FACILITY; 20,000 GPD WASHING AND COOKING WATER DISCHARGE	
SOUTH PORTLAND	SPRAGUE ENERGY CORP.	W-000886	11/06/11	5S			X			FUEL OIL TERMINAL/TRANSFER FACILITY; STORM WATER DISCHARGE	EL (1,2,3,4) Total Settleable Solids
SOUTH PORTLAND	CLEAN HARBORS ENVIRONMENTAL SERVICES, CO.	W-000647	04/15/14	5S			X			FUEL OIL TERMINAL/TRANSFER FACILITY; STORM WATER DISCHARGE	
SOUTH PORTLAND	SOUTH PORTLAND TERMINAL LLC	W-002653	04/29/14	5S			X			FUEL OIL TERMINAL/TRANSFER FACILITY; STORM WATER DISCHARGE AND TREATED TANK BOTTOM DISCHARGE WATER	
SOUTH PORTLAND	CITGO PETROLEUM CORP.	W-000637	09/29/14	5S			X			FUEL OIL TERMINAL/TRANSFER FACILITY; STORM WATER DISCHARGE	
SOUTH PORTLAND	GULF OIL LIMITED PARTNERSHIP	W-000737	10/16/14	5S			X			FUEL OIL TERMINAL/TRANSFER FACILITY; STORM WATER DISCHARGE	
SOUTH PORTLAND	PORTLAND PIPELINE CORPORATION	W-002651	11/10/14	5S			X			FUEL OIL TERMINAL/TRANSFER FACILITY; STORM WATER DISCHARGE	
SOUTH PORTLAND	GLOBAL COMPANIES, LLC	W-002565	06/13/16	5S			X			FUEL OIL TERMINAL/TRANSFER FACILITY; STORM WATER DISCHARGE	
ST. GEORGE	GREAT EASTERN MUSSEL FARMS INC.	W-003993	08/11/12	5P			X			SHELLFISH WASHING AND PACKING FACILITY; 0.72 MGD PROCESS WATER DISCHARGE	
ST. GEORGE	MIDCOAST FISHERMANS COOP	W-009064	06/28/16	5P			X			500 GPD SEAFOOD PROCESSING	

**APPENDIX B**  
**NON-POTW WASTE DISCHARGE LICENSES AS OF DECEMBER 31, 2011**  
**SORTED BY LOCATION**  
(SEE KEY TO COLUMN HEADINGS AT THE END OF THE APPENDIX)

Location	Licensee	License #	Exp. Date	Type	Major	Tox	Surf	Sub	Spray	Comments	Compliance Status
T3 INDIAN PURCHASE	GREAT LAKES HYDRO AMERICA, LLC	W-008078	02/17/14	5R			X			NORTH TWIN HYDRO PROJECT; 36,000 GPD NON-CONTACT COOLING WATER	
T3 R11	GREAT LAKES HYDRO AMERICA, LLC	W-008079	03/16/14	5R			X			RIPOGENUS HYDRO PROJECT; 691,200 GPD NON-CONTACT COOLING WATER	
TAUNTON & RAYNHAM TWP.	BRASSUA HYDRO LMTD PRTRNSHP	W-008054	11/06/13	5R			X			BRASSUA HYDRO PROJECT; 14,400 GPD NON-CONTACT COOLING WATER	
TOPSHAM	TOPSHAM HYDRO PARTNERS	W-008058	04/15/14	5R			X			PEJESCOT HYDRO PROJECT; 349,920 GPD NON-CONTACT COOLING WATER	
TURNER	MOARK	W-008094	10/04/16	5O					X	COMMERCIAL EGG PRODUCTION FACILITY; 19,500 GPD EGG WASH WATER AND SANITARY WASTE WATER DISCHARGE	
TWP. 30,31,37	PROJECT SHARE	W-009049	11/30/14	5Z			X			EXPERIMENTAL LICENSE FOR CALCIUM DISCHARGE TO IMPROVE WATER QUALITY	
VEAZIE	CASCO BAY ENERGY Co., L.C.C.	W-008016	04/11/16	5O			X			COMBINED CYCLE NATURAL GAS-FIRED GENERATING FACILITY; 1.96 MGD FILTER BACKWASH WATER; DEMINERALIZATION WATER; COOLING TOWER WATER; COOLING TOWER BLOWDOWN WATER, AND BOILER BLOWDOWN WATER	
VEAZIE	PPL MAINE LLC	W-002568	04/15/14	5R			X			VEAZIE HYDRO PROJECT; 60,550 GPD NON-CONTACT COOLING WATER	
WALDOBORO	OSRAM SYLVANIA INC	W-000714	12/12/16	5S			X			LIGHT BULB FILAMENT MANUFACTURING FACILITY; 10,000 GPD TREATED GROUNDWATER DISCHARGE	

**APPENDIX B  
NON-POTW WASTE DISCHARGE LICENSES AS OF DECEMBER 31, 2011  
SORTED BY LOCATION**

(SEE KEY TO COLUMN HEADINGS AT THE END OF THE APPENDIX)

Location	Licensee	License #	Exp. Date	Type	Major	Tox	Surf	Sub	Spray	Comments	Compliance Status
WARREN	AQUA MAINE INC.	W-008214	11/22/15	5S				X		DRINKING WATER TREATMENT FACILITY; 6,000 GPD FILTER BACKWASH DISCHARGE	
WATERBORO	WATERWAYS, INC.	W-008129	12/31/14	5S				X		COMMERCIAL CAR WASH FACILITY; 2,500 GPD WASH WATER DISCHARGE	
WATERVILLE	MAINE CENTRAL RAILROAD	W-006634	06/10/16	5O			X			RAILROAD LOCOMOTIVE AND RAILCAR REPAIR FACILITY; 144,000 GPD PROCESS WASTE WATER & STORM WATER DISCHARGES	
WESTBROOK	S.D. WARREN	W-002224	12/21/12	5N	X	X	X			PAPER MILL; 10 MGD PROCESS WATER DISCHARGE; 2.5 MGD FILTER BACKWASH WATER DISCHARGE; 12 MGD NON-CONTACT COOLING WATER DISCHARGE	
WESTBROOK	CITY OF WESTBROOK SCHOOL DEPT.	W-008247	03/31/13	5S				X	X	SCHOOL; 16,000 GPD GEOTHERMAL "BLEED WATER" DISCHARGE	
WINSLOW	HYDRO KENNEBEC LLC	W-007579	05/01/14	5R			X			HYDRO KENNEBEC PROJECT; 250,000 GPD NON-CONTACT COOLING WATER	
WINTHROP	MOARK	W-008103	11/22/15	5P					X	COMMERCIAL EGG PRODUCTION FACILITY; 3,000 GPD EGG WASH AND SANITARY WASTE WATER DISCHARGE	
WISCASSET	TOWN OF WISCASSET	W-007711	10/28/14	5V			X			SNOW DUMP; DISCHARGE TO TIDEWATER	
WOOLWICH	BATH WATER DISTRICT	W-008140	05/01/12	5S			X			DRINKING WATER TREATMENT FACILITY; 283,000 GPD FILTER BACKWASH DISCHARGE	

**APPENDIX B  
NON-POTW WASTE DISCHARGE LICENSES AS OF DECEMBER 31, 2011  
SORTED BY LOCATION**

(SEE KEY TO COLUMN HEADINGS AT THE END OF THE APPENDIX)

Location	Licensee	License #	Exp. Date	Type	Major	Tox	Surf	Sub	Spray	Comments	Compliance Status
YARMOUTH	FPL ENERGY WYMAN LLC	W-000634	06/17/13	5R	X	X	X			W.F. WYMAN STATION GENERATING FACILITY; 530 MGD NON-CONTACT COOLING WATER; 5.0 MGD INTAKE BACKWASH WATER; 8.4 MGD BOILER BLOWDOWN, ASH TRANSPORT, AND ASH HOPPER SEAL WATERS, REGENERATION WATER, AND MISC. FLOOR DRAIN AND STORMWATER DISCHARGES	
YORK	THE GOLDENROD	W-002862	06/17/15	5R			X			RESTAURANT & CANDY FACTORY; 20,000 GPD NON- CONTACT COOLING WATER DISCHARGE	

	LICENSES	MEPDES	TYPE	MAJ	TOX	SURF	SUB	SPRAY	COMPLIANCE STATUS
<b>TOTALS</b>	<b>210</b>	<b>169</b>	<b>---</b>	<b>16</b>	<b>17</b>	<b>169</b>	<b>13</b>	<b>34</b>	<b>EL = 4    SNC = 7</b>

**Does not include the following:**  
 Atlantic Salmon Aquaculture facilities licensed under General Permit #MEG130000 – see Appendix C  
 Antifouling Paint Contaminated Vessel Wash Water facilities licensed under General Permit #MEG170000 – see Appendix D  
 Aquatic Pesticide discharges licensed under General Permit #MEG140000 – see Appendix E  
 Application of Piscicides discharges licensed under General Permit #MEG180000 – see Appendix F  
 Aquatic Herbicide discharges licensed under General Permit #MEG150000 – see Appendix G

**APPENDIX B**  
**NON-POTW WASTE DISCHARGE LICENSES AS OF DECEMBER 31, 2011**

**KEY TO COLUMN HEADINGS**

<b>LOCATION</b>	Municipality in which discharge is located.
<b>LICENSEE</b>	Name of license holder.
<b>LICENSE #</b>	DEP waste water facility/license number.
<b>EXP. DATE</b>	Expiration date of last DEP license issued for the facility.
<b>TYPE</b>	Type code and base fee category for the facility:
	5J Sanitary wastewater, commercial source
	5N Major industrial facility--process wastewater discharge
	5O Minor industrial facility--process wastewater discharge
	5P Food handling or packaging wastewater
	6E Fish rearing facility, less than 100,000 GPD
	6F Fish rearing facility, greater than 100,000 GPD
	6G Marine aquaculture facility (individual permit)
	6H Marine aquaculture facility (general permit)
	5R Non-contact cooling water
	5S Industrial/Commercial source--miscellaneous or incidental non-process wastewater
	5U Aquatic pesticide application
	5V Snow dump
	5X Log storage permit
	5Y General Permit coverage: Anti-fouling Paint, Aquatic Herbicides, Aquatic Pesticides and Piscicides for control of Invasive Fishes.
	5Z Experimental discharge license
<b>MAJOR</b>	Major discharge facility.
<b>TOX</b>	Facility is subject to toxicity testing.
<b>SURF</b>	Facility discharges to surface water.
<b>SUB</b>	Facility discharges through subsurface system.
<b>SPRAY</b>	Facility discharges through spray irrigation (i.e., land application) system.
<b>COMPLIANCE STATUS</b>	Indicates if the facility was in Significant Non Compliance (SNC) or Exception List (EL) during the year, includes quarters and parameters. A blank space in this column indicates Substantial Compliance. For those facilities that were in SNC or EL a summary of the non compliance can be found in Appendices H and I. Totals at bottom of column only include highest level of non-compliance per facility.

**APPENDIX B**  
**NON-POTW WASTE DISCHARGE LICENSES AS OF DECEMBER 31, 2011**

**NOTES**

1. The seventeen type 5J licenses break down as follows: seven are for seasonal land application discharges from commercial campgrounds/summer camps; four are for land application discharges from trailer parks; one is for a seasonal land application discharge from a ski area; four are for seasonal land application discharges of treated septage effluent; and one is for the year-round subsurface discharge of treated septage leachate.
2. The following five licenses are for both surface water and seasonal land application discharges: Houlton—Tate & Lyle Ingredients Americas; Cherryfield—Jasper Wyman; Cherryfield—Cherryfield Foods; Deblois—Jasper Wyman & Sons; and Hancock—Hancock Foods.
3. The following five licenses include approvals for thermal mixing zones: Baileyville—Domtar; Biddeford—MERC; Millinocket—Katahdin Paper; Rumford—Mead Paper; and Westbrook—SD Warren.
4. The following seven licensed facilities are currently shut down and are not discharging: Baileyville (stud mill)—Woodland Pulp, LLC; Caribou—WPS New England Generation; Millinocket—Katahdin Paper; Orrington – Mallinckrodt, LLC; Phillips—DIFW; South Bristol—South Bristol Wharf LLC and St. George—Great Eastern Mussel.
5. The following licensed facility is currently in operation but is not discharging: Lisbon—Maine Electronics.
6. The following licensed facility has never been in operation: Belgrade—Pat Jackson.
7. The following two facilities are licensed for the discharge of treated groundwater from a groundwater remediation project: Waldoboro—Osram Sylvania; and Lisbon—Maine Electronics.
8. All land application discharges are seasonal, except for Mars Hill—Freshway, which is licensed to discharge “snowfluent” during the winter.
9. In 2001, all seven fuel oil terminals/transfer facilities in South Portland were changed from major to minor status.
10. The Bath—Bath Iron Works license includes a snow dump discharge to tidewater.
11. The following seven facilities are licensed as concentrated animal feeding operations (CAFOs): Clinton—Flood Brothers Inc., Rogers Farm, The Wright Place, Caverly Farms; Dixmont—Wren Farm; and Fort Fairfield—Pineland Farms Natural Meat Inc.; Exeter – Stonyvale Inc.
12. Westbrook – City of Westbrook School Department is licensed for subsurface and land application discharges of geo thermal “bleed water



APPENDIX C

ATLANTIC SALMON AQUACULTURE FACILITIES APPROVED UNDER GENERAL PERMIT MEG130000  
AS OF DECEMBER 31, 2011  
SORTED BY LOCATION

LICENSEE	LOCATION	LICENSE #	MEPDES #	DATE APPROVED	INSPECTOR	TYPE	NOTES
COOKE AQUACULTURE USA, INC.	MACHIASPORT	W-008165	MEG130001	12/02/08	MRY	6H	STARBOARD ISLAND SITE
COOKE AQUACULTURE USA, INC.	MACHIASPORT	W-008166	MEG130002	12/02/08	SRB	6H	STONE ISLAND SITE
COOKE AQUACULTURE USA, INC.	LUBEC	W-009048	MEG130022	08/28/09	MRY	6H	COBSCOOK BAY –LUBEC SITE
COOKE AQUACULTURE USA, INC.	PERRY	W-009041	MEG130019	04/28/09	MRY	6H	BIRCH POINT SITE
COOKE AQUACULTURE USA, INC.	EASTPORT	W-009040	MEG130018	04/28/09	MRY	6H	DEEP COVE SITE
COOKE AQUACULTURE USA, INC.	EASTPORT	W-009043	MEG130021	04/28/09	MRY	6H	JOHNSON’S COVE SITE
COOKE AQUACULTURE USA, INC.	LUBEC	W-009042	MEG130020	04/28/09	MRY	6H	SOUTH BAY SITE
COOKE AQUACULTURE USA, INC.	CUTLER	W-008228	MEG130017	12/02/08	SRB	6H	CUTLER WEST SITE
COOKE AQUACULTURE USA, INC.	FRENCHBORO	W-009065	MEG130023	03/22/11	MRY	6H	BLACK ISLAND SOUTH
COOKE AQUACULTURE USA, INC.	SWANS ISLAND	W-009066	MEG130024	03/22/11	MRY	6H	SCRAG ISLAND

NUMBER OF FACILITIES = 10

NOTE: GENERAL PERMIT MEG130000 EXPIRES SEPTEMBER 22, 2013.

APPENDIX D

ANTI FOULING PAINT CONTAMINATED VESSEL WASH WATER GENERAL PERMIT MEG170000  
AS OF DECEMBER 31, 2011  
SORTED BY LOCATION

LICENSEE	LOCATION	LICENSE #	MEPDES #	DATE APPROVED	TYPE	NOTES
SEAL COVE BOATYARD INC.	BROOKSVILLE	W-009046	MEG170006	9/28/2010	5Y	
HANDY BOAT	FALMOUTH	W-009046	MEG170009	12/28/2010	5Y	
MORRIS YACHTS INC.	MOUNT DESERT	W-009046	MEG170003	8/11/2010	5Y	
GAMAGE SHIPYARD LLC	SOUTH BRISTOL	W-009046	MEG170004	8/12/2010	5Y	
SOUTHPORT MARINE, LLC	SOUTH PORTLAND	W-009046	MEG170001	8/11/2010	5Y	
PORT HARBOR MARINE	SOUTH PORTLAND	W-009046	MEG170008	10/28/2010	5Y	
BOOTHBAY REGION BOATYARD INC.	SOUTHPORT	W-009046	MEG170010	12/28/2010	5Y	
MORRIS YACHTS INC.	TREMONT	W-009046	MEG170002	8/11/2010	5Y	
PEP J MARINE LLC	YORK	W-009046	MEG170007	9/28/2010	5Y	

NUMBER OF FACILITIES = 9

NOTE: GENERAL PERMIT MEG170000 EXPIRES OCTOBER 14, 2014.

APPENDIX E

AQUATIC PESTICIDE DISCHARGES APPROVED UNDER GENERAL PERMIT MEG140000  
AS OF DECEMBER 31, 2011  
SORTED BY LOCATION

LICENSEE	LOCATION	LICENSE #	MEPDES #	DATE APPROVED	INSPECTOR	TYPE	NOTES
TOWN OF YORK	YORK	W-009014	MEG140001	09/27/2010	SMR	5Y	PERMIT FOR TREATMENT OF 12 FRESHWATER WETLANDS QUALIFYING AS MOSQUITO BREEDING HABITAT
TOWN OF KITTERY	KITTERY	W-009021	MEG140002	09/27/2010	SMR	5Y	PERMIT FOR TREATMENT OF 18 FRESHWATER AND 1 SALTWATER WETLANDS QUALIFYING AS MOSQUITO BREEDING HABITAT

NUMBER OF FACILITIES = 2

NOTE: GENERAL PERMIT MEG140000 EXPIRES SEPTEMBER 28, 2015.

APPENDIX F

GENERAL PERMIT APPLICATION OF PISCICIDES FOR THE CONTROL OF INVASIVE FISHES MEG180000  
 AS OF DECEMBER 31, 2011  
 SORTED BY LOCATION

LICENSEE	LOCATION	LICENSE #	MEPDES #	DATE APPROVED	INSPECTOR	TYPE	NOTES
MAINE DEPT IF&W BIG REED POND	T8 R10 WELS	W-009057	MEG180001	03/03/2010		5Y	PERMIT FOR APPLICATION OF PISCICIDES TO BIG REED POND.
MAINE DEPT IF&W LITTLE CONCORD POND	WOODSTOCK	W-009068	MEG180002	07/06/11		5Y	PERMIT FOR APPLICATION OF PISCICIDES TO LITTLE CONCORD POND

NUMBER OF FACILITIES = 2

NOTE: GENERAL PERMIT MEG180000 EXPIRES SEPTEMBER 9, 2014.

APPENDIX G

AQUATIC HERBICIDE DISCHARGES APPROVED UNDER GENERAL PERMIT MEG150000  
AS DECEMBER 31, 2011  
SORTED BY LOCATION

LICENSEE	LOCATION	LICENSE #	MEPDES #	DATE APPROVED	INSPECTOR	TYPE	NOTES
MAINE DEP—INVASIVE AQUATIC SPECIES PROGRAM	BELGRADE	W-009047	MEG150003	07/30/09	JRC	5Y	PERMIT FOR AQUATIC HERBICIDE TREATMENT OF SALMON LAKE TO CONTROL EURASIAN WATER MILFOIL
MAINE DEP – INVASIVE AQUATIC SPECIES PROGRAM	JEFFERSON	W-009058	MEG150004	05/11/2010	JRC	5Y	PERMIT FOR AQUATIC HERBICIDE TREATMENT OF DAMARISCOTTA LAKE TO CONTROL INVASIVE HYDRILLA VERTICILLATA.
MAINE DEP—INVASIVE AQUATIC SPECIES PROGRAM	LIMERICK	W-009022	MEG150001	06/17/2008	SMR	5Y	PERMIT FOR AQUATIC HERBICIDE TREATMENT OF PICKEREL POND TO CONTROL INVASIVE HYDRILLA VERTICILLATA.
MAINE DEP—INVASIVE AQUATIC SPECIES PROGRAM	SCARBOROUGH	W-008221	MEG150002	3/5/09	SMR	5Y	PERMIT FOR AQUATIC HERBICIDE TREATMENT OF PLEASANT HILL POND TO CONTROL EURASIAN WATER MILFOIL

NUMBER OF FACILITIES = 4

NOTE: GENERAL PERMIT MEG150000 EXPIRES OCT 4, 2016.

**APPENDIX H**

**POINT SOURCE DISCHARGERS ON THE EXCEPTIONS LIST (EL)  
Calendar Year 2011**

FACILITY	PARAMETER(S)	STATUS (EL)*
<b>BRUNSWICK GRAHAM ROAD LANDFILL</b>	Ammonia	1 <sup>st</sup> , 2 <sup>nd</sup> , 3 <sup>rd</sup> , & 4 <sup>th</sup> Quarter
	<b>ACTIONS:</b> As currently configured, design of lagoons is not able to remove enough ammonia to meet the nation effluent guidelines. DEP is currently working with the Town and their engineers to work out what additional treatment will be necessary to properly treat ammonia discharged from the facility.	
<b>CHERRYFIELD JASPER WYMAN &amp; SONS</b>	Biochemical Oxygen Demand	1 <sup>st</sup> Quarter
	<b>ACTIONS:</b> Facility had experienced concentration and pounds violations of their existing permit. In comparing their permit to the national effluent guidelines, DEP was able to modify their permit to remove concentration limits and increase mass limitations on the discharge. Since the license was modified, they have not had any additional violations for their license limits.	
<b>EASTPORT MAIN PLANT</b>	Fecal Coliform	1 <sup>st</sup> & 2 <sup>nd</sup> Quarters
	<b>ACTIONS:</b> Facility has been experiencing operational problems including fecal coliform violations. DEP had been monitoring Eastport's progress in dealing with existing problems. Decision was made to refer to Enforcement and Notice of Violation was sent to Eastport in November.	
<b>GOULDSBORO LOBSTER WEB CO., LLC</b>	Total Settleable Solids Oil & Grease	4 <sup>th</sup> Quarter 4 <sup>th</sup> Quarter
	<b>ACTIONS:</b> Facility has experienced significant total suspended solids and oil and grease violations. This facility is processing cooked lobster. DEP is currently working with the facility to collect effluent data from their process to utilize for establishing a treatment standard for this type of business since the Environmental Protection Agency has not established a national effluent guideline for the processing of cooked lobster.	

**APPENDIX H**

**POINT SOURCE DISCHARGERS ON THE EXCEPTIONS LIST (EL)  
Calendar Year 2011**

FACILITY	PARAMETER(S)	STATUS (EL)*
<p><b>HOULTON</b>  <b>HOULTON WATER COMPANY</b></p>	<p>Flow</p> <p><b>ACTIONS:</b> Facility experienced flow violations in the month of March. No other effluent violations noted during the same monitoring period. This past year has been the wettest year on record for Aroostook County. Facility continues to conduct inflow and infiltration investigation to find sources of clean water being discharged into wastewater collection system. Facility continues to provide yearly updates and project outline for the upcoming year.</p>	2 <sup>nd</sup> Quarter
<p><b>ORLAND</b>  <b>CRAIG BROOK NATIONAL FISH HATCHERY</b></p>	<p>Formalin Phosphorus</p> <p><b>ACTIONS:</b> The facility reported formalin violations in the 1<sup>st</sup> quarter and reported that they were the result of the number of egg stacks being treated at that time. In addition, the facility reported phosphorus violations for the 2<sup>nd</sup>, 3<sup>rd</sup> and 4<sup>th</sup> quarters due to increased feeding of fish. They were issued an NOV for formalin and phosphorus violations in December 2010, and the DEP has been monitoring their progress responding to the required items outlined in the NOV. The facility has been responding in a timely manner to the action items of the NOV to date.</p>	1 <sup>st</sup> Quarter 2 <sup>nd</sup> , 3 <sup>rd</sup> & 4 <sup>th</sup> Quarters
<p><b>PARIS – SOUTH PARIS</b>  <b>PARIS UTILITY DISTRICT</b></p>	<p>Copper</p> <p><b>ACTIONS:</b> The facility is currently under a consent agreement. The progress that Paris is making with the corrective actions in the consent agreement continue to be tracked by DEP. Paris submitted a report for a site specific criteria for copper in February. DEP met with Paris and discussions continue concerning the contents and recommendations of the report.</p>	1 <sup>st</sup> Quarter

**APPENDIX H**

**POINT SOURCE DISCHARGERS ON THE EXCEPTIONS LIST (EL)  
Calendar Year 2011**

FACILITY	PARAMETER(S)	STATUS (EL)*
<p><b>PRESQUE ISLE</b></p> <p><b>PRESQUE ISLE SEWER DISTRICT</b></p>	<p>Flow E.coli Bacteria</p> <p><b>ACTIONS:</b> Facility has experienced flow violations and as a result, is actively pursuing an inflow and infiltration construction projects which will remove sources of clean water entering the sewer. DEP is monitoring these construction projects undertaken by the District. This past year has been the wettest year on record for Aroostook County. Facility has experienced bacteria violations on the bypass flows that are treated in a swirl separator system. Fast moving intense rainstorms make adjusting disinfection system difficult. DEP has been to the facility and provided technical assistance on this matter. DEP is currently monitoring the situation.</p>	<p>3<sup>rd</sup> Quarter 3<sup>rd</sup> Quarter</p>
<p><b>SOUTH PORTLAND</b></p> <p><b>SPRAGUE ENERGY CORP.</b></p>	<p>Total Settleable Solids</p> <p><b>ACTIONS:</b> Facility has been experiencing problems with total settleable solids since construction, which took place last fall. DEP has sent some recommended best management practices to new manager for consideration. DEP is currently monitoring the situation at the facility to determine if implementation of BMP's can assist in resolving the solids violations.</p>	<p>1<sup>st</sup>, 2<sup>nd</sup>, 3<sup>rd</sup> &amp; 4<sup>th</sup> Quarters</p>



**APPENDIX I**

**POINT SOURCE DISCHARGERS SIGNIFICANT NON-COMPLIANCE (SNC)  
Calendar Year 2011**

FACILITY	PARAMETER(S)	STATUS (SNC)
<p><b>AUGUSTA</b></p> <p><b>IF&amp;W - GOVERNOR HILL HATCHERY</b></p>	<p>Phosphorus</p> <p><b>ACTIONS:</b> Hatchery continues to work to reduce the amount of phosphorus that is discharged from the facility in order to achieve compliance with their license limits.</p>	<p>3<sup>rd</sup> Quarter</p>
<p><b>CARIBOU</b></p> <p><b>CITY FACILITY</b></p>	<p>Flow</p> <p><b>ACTIONS:</b> Caribou has experienced some flow violations at the facility. This past year has been the wettest year on record for Aroostook County. Maine DEP encourages all facilities to take as much flow from rain events through the facility to provide treatment. District has embarked on an inflow and infiltration study to identify sources of groundwater and inflow that could be removed from the collection system increasing capacity for wastewater.</p>	<p>3<sup>rd</sup> Quarter</p>
<p><b>ELLSWORTH</b></p> <p><b>MAIN TREATMENT PLANT</b></p>	<p>Settleable Solids</p> <p><b>ACTIONS:</b> Facility continues to experience some settleable solids violations as a result of the limitations of the existing plant. Facility has been under a consent agreement since December 2007. Consent agreement required the construction of a new treatment plant. New plant construction started in January 2011 and is scheduled for completion near the end of calendar year 2012.</p>	<p>1<sup>st</sup> Quarter</p>
<p><b>EMBDEN</b></p> <p><b>IF&amp;W FISH HATCHERY</b></p>	<p>Phosphorus</p> <p><b>ACTIONS:</b> Facility has experienced phosphorus violations at the hatchery. As a result, the facility was sent a letter of warning in October. Facility staff have been working with Maine DEP staff to make adjustments in solids handling practices to improve removal of solids with the concept that this will aid in phosphorus control also.</p>	<p>3<sup>rd</sup> Quarter</p>

**APPENDIX I**

**POINT SOURCE DISCHARGERS SIGNIFICANT NON-COMPLIANCE (SNC)  
Calendar Year 2011**

FACILITY	PARAMETER(S)	STATUS (SNC)
<b>GOULDSBORO LOBSTER WEB Co., LLC</b>	Total Settleable Solids Oil & Grease	3 <sup>rd</sup> Quarter 3 <sup>rd</sup> Quarter
	<b>ACTIONS:</b> Facility has experienced significant total suspended solids and oil and grease violations at the facility. This facility is processing cooked lobster. DEP is currently working with the facility to collect effluent data from their process to utilize for establishing a treatment standard for this type of business since the Environmental Protection Agency has not established a national effluent guideline for the processing of cooked lobster.	
<b>GRAY IF&amp;W FISH HATCHERY</b>	Phosphorous	3 <sup>rd</sup> Quarter
	<b>ACTIONS:</b> Facility experienced violations of their phosphorus limitations at the hatchery. These violations were attributed to later than normal stocking of fish. Held onto 375,000 fry longer than usual resulting in increased feeding and solids loading at the facility.	
<b>HARTLAND WASTE WATER TREATMENT FACILITY</b>	Chromium	1 <sup>st</sup> Quarter
	<b>ACTIONS:</b> The facility experienced chromium violations due to discharges from the tannery. A consent agreement for violations was signed in July 2011. DEP staff worked closely with the Town of Hartland and Tasman leathers representatives to reach an agreement, which enabled the Town to meet their discharge license and also allowed for the tannery to be operated in the interim while a new piece of control equipment was installed to reduce discharge of pollutants to the Town's treatment plant. The equipment was installed in June of 2011 and is currently operating.	

**APPENDIX I**

**POINT SOURCE DISCHARGERS SIGNIFICANT NON-COMPLIANCE (SNC)  
Calendar Year 2011**

FACILITY	PARAMETER(S)	STATUS (SNC)
<b>HOULTON</b>  <b>HOULTON WATER COMPANY</b>	Flow  <b>ACTIONS:</b> Facility experienced flow violations in the month of March. No other effluent violations noted during the same monitoring period. This past year has been the wettest year on record for Aroostook County. Facility continues to conduct inflow and infiltration investigation to find sources of clean water being discharged into wastewater collection system. Facility continues to provide yearly updates and project outline for the upcoming year.	1 <sup>st</sup> Quarter
<b>NEW GLOUCESTER</b>  <b>IF&amp;W FISH HATCHERY</b>	Phosphorous  <b>ACTIONS:</b> Facility experienced violations of the total monthly average pounds limit and the monthly average concentration limits for their wastewater discharge from the facility. There were no changes in hatchery operations during this period. These violations could be attributed to the higher than normal flows experienced. Facility continues to evaluate more practical or economically feasible ways to remove solids from their settling basins.	3 <sup>rd</sup> Quarter
<b>NORTH HAVEN</b>  <b>TOWN OF NORTH HAVEN</b>	Flow  <b>ACTIONS:</b> Facility has experienced flow violations due to inflow and infiltration of clean water into collection system. Town continues to identify and work to eliminate sources of inflow and infiltration. Some sources have already been identified and remedial actions and further investigation with dye tablets are ongoing.	1 <sup>st</sup> Quarter
<b>PALERMO</b>  <b>IF&amp;W FISH HATCHERY</b>	Phosphorus  <b>ACTIONS:</b> Facility has experienced some phosphorus exceedences and has been working to make operations and maintenance changes to reflect changes made at the facility. Will be sending the updated manual to DEP for review. The new clarifier rake arm seems to be working smoothly, and only a couple of pieces of floating sludge seen on surface of clarifier. Had just recently cleaned out the piping used to transfer sludge and as a result, may not have been removing as much sludge as usual.	3 <sup>rd</sup> & 4 <sup>th</sup> Quarters

**APPENDIX I**

**POINT SOURCE DISCHARGERS SIGNIFICANT NON-COMPLIANCE (SNC)  
Calendar Year 2011**

FACILITY	PARAMETER(S)	STATUS (SNC)
<p><b>PORTLAND</b></p> <p><b>PORTLAND WATER DISTRICT EAST END TREATMENT FACILITY</b></p>	Fecal Coliform Bacteria	3 <sup>rd</sup> Quarter
<p><b>PORTLAND</b></p> <p><b>ISF TRADING COMPANY</b></p>	Settleable Solids	2 <sup>nd</sup> Quarter
<p><b>PRESQUE ISLE</b></p> <p><b>PRESQUE ISLE SEWER DISTRICT</b></p>	Flow E. Coli Bacteria	2 <sup>nd</sup> Quarter 2 <sup>nd</sup> Quarter

**APPENDIX J**

PROJECTS FUNDED BY THE CLEAN WATER STATE REVOLVING LOAN FUND (CWSRF)  
DURING THE STATE FISCAL YEAR 2011:

<b>PROJECT</b>	<b>PROJECT AMOUNT</b>
<b>CITY OF BIDDEFORD:</b> SEWER SEPARATION – CSO ABATEMENT PROJECTS	\$1,300,000.00
<b>CITY OF BREWER:</b> STREET SWEEPER EQUIPMENT PURCHASE	\$203,752.00
<b>TOWN OF BUCKSPORT:</b> REFINANCE RURAL DEVELOPMENT SEWER LOAN	\$2,151,880.42
<b>CITY OF CALAIS:</b> SEWER SEPARATION – CSO ABATEMENT PROJECTS	\$2,263,000.00
<b>CITY OF CALAIS:</b> REFINANCE OF RURAL DEVELOPMENT SEWER LOAN	\$1,231,000.00
<b>TOWN OF CAMDEN:</b> PUMP STATION UPGRADE	\$660,000.00
<b>TOWN OF DIXFIELD:</b> SEWER FORCE MAIN BRIDGE CROSSING	\$103,000.00
<b>CITY OF ELLSWORTH:</b> NEW WASTEWATER TREATMENT FACILITY	\$3,500,000.00
<b>CITY OF ELLSWORTH:</b> NEW WASTEWATER TREATMENT FACILITY	\$800,000.00
<b>FREEPORT SEWER DISTRICT:</b> WWTF AERATION AND ENERGY UPGRADES	\$667,000.00
<b>FREEPORT SEWER DISTRICT:</b> EFFLUENT THERMAL RECOVERY SYSTEM	\$225,000.00
<b>GREATER AUGUSTA UTILITY DISTRICT:</b> LOAN REDUCTION	-\$156,000.00
<b>GREATER AUGUSTA UTILITY DISTRICT:</b> INTERCEPTOR REPLACEMENT	\$1,750,000.00
<b>KENNEBUNK SEWER DISTRICT:</b> LOAN REDUCTION	-\$1,540,181.00
<b>LEWISTON – AUBURN WATER POLLUTION CONTROL AUTHORITY:</b> WASTE ACTIVATED SLUDGE THICKENER AND WWTP UPGRADE	\$3,000,000.00
<b>MAINE FOREST SERVICE:</b> FUNDS FOR DIRECT LINK PROGRAM TO ADDRESS NON-POINT SOURCE POLLUTION FROM TIMBER HARVESTING	\$4,793,835.00
<b>LIMESTONE WATER &amp; SEWER DISTRICT:</b> PUMP STATION UPGRADE & TREATMENT PLANT IMPROVEMENTS	\$1,020,000.00
<b>TOWN OF MACHIAS:</b> CSO ABATEMENT – PEAK FLOW UPGRADE	\$520,000.00
<b>TOWN OF MILBRIDGE:</b> WASTEWATER TREATMENT FACILITY AND PUMP STATION UPGRADES	\$125,000.00
<b>TOWN OF PITTSFIELD:</b> REFINANCE OF RURAL DEVELOPMENT SEWER LOAN	\$169,331.00
<b>CITY OF PORTLAND:</b> LOAN REDUCTION	-\$3,322,500.00
<b>CITY OF PORTLAND:</b> SEWER SEPARATION 2010 - CSO ABATEMENT	\$7,769,500.00
<b>PORTLAND WATER DISTRICT:</b> PUMP STATION PIPING UPGRADE	\$970,000.00
<b>PORTLAND WATER DISTRICT:</b> PUMP STATION UPGRADE & WET WEATHER CAPACITY INCREASE	\$3,000,000.00
<b>TOTAL</b>	<b>\$31,203,617.42</b>

**APPENDIX K**  
**POTW PROJECTED UPGRADE NEEDS**

**POTW PROJECTED UPGRADE NEEDS**

Maine's CWSRF was established to maintain and improve the state's inventory of POTWs in perpetuity. However, the state's wastewater infrastructure needs are greater than the fund's ability to provide affordable financing. Many communities, especially smaller, less affluent communities and districts, do not have the financial capability to borrow the sums of money needed to stop continued deterioration of sewers, pump stations and treatment facilities. The table below lists wastewater needs as of January of 2011 (most recent update). These needs are determined from engineering studies and capital improvement plans for municipalities and districts.

**MAINE WASTEWATER FACILITIES NEEDS**

Prepared by Maine DEP

MUNICIPALITY OR DISTRICT	PROPOSED PROJECT	COSTS NEXT FIVE YEARS	TOTAL COSTS
ANSON MADISON SANITARY DISTRICT	ROUTE 201 SEWER EXTENSION	\$0	\$2,430,606
ANSON MADISON SANITARY DISTRICT	I/I SEWER REHABILITATION	\$959,400	\$959,400
ASHLAND WATER & SEWER DISTRICT	WATT ST/RTE 11 SEWER EXTENSION	\$576,982	\$576,982
AUBURN SEWERAGE DISTRICT	CSO SEWERS	\$1,548,152	\$1,548,152
BAILEYVILLE WWTF	SEWER LINE REHAB/REPLACEMENT	\$0	\$4,057,829
BAILEYVILLE WWTF	TREATMENT PLANT IMPROVEMENTS	\$0	\$2,810,596
BANGOR	CSO SEWER WORK	\$9,546,940	\$9,546,940
BANGOR POLLUTION ABATEMENT FACILITY	TREATMENT PLANT IMPROVEMENTS	\$5,194,939	\$5,194,939
BAR HARBOR	CSO SEWER WORK	\$1,815,310	\$13,241,864
BATH	CSO SEWER WORK	\$1,279,806	\$2,714,427
BATH WTP	TREATMENT PLANT IMPROVEMENTS	\$476,500	\$476,500
BATH WTP	SEWER REHAB & PS IMPROVEMENTS	\$564,000	\$564,000
BELFAST	CSO SEWER WORK	\$1,068,225	\$4,696,062
BENTON COLLECTION SYSTEM	PUMP STATION REPLACEMENT	\$43,916	\$43,916
BERWICK SEWER DISTRICT	TREATMENT PLANT IMPROVEMENTS	\$1,971,431	\$1,971,431
BERWICK SEWER DISTRICT	PUMP STATION UPGRADE	\$623,436	\$623,436
BERWICK SEWER DISTRICT	NEW SEWER LINES AND P.S.	\$0	\$28,687,261
BETHEL	TMDL STUDY TO BE DONE	\$0	\$0
BETHEL WWTF	ROUTE 2 MAYVILLE AREA SEWER EXT. SEWER REHAB AND MILL HILL P.S.	\$1,807,487	\$1,807,487
BETHEL WWTF	UPGRADE	\$751,742	\$751,742
BIDDEFORD	CSO SEWER WORK	\$9,288,915	\$36,876,991
BIDDEFORD	SEWER REPLACEMENT - BERNARD/MARION	\$150,000	\$150,000
BIDDEFORD	AIRPORT PS	\$250,000	\$250,000
BIDDEFORD	SLUDGE DEWATERING PRESS	\$1,500,000	\$1,500,000

**APPENDIX K**  
**POTW PROJECTED UPGRADE NEEDS**

BIDDEFORD	PUMP REPLACEMENT	\$75,000	\$75,000
BIDDEFORD POOL	TREATMENT PROCESS UPGRADE	\$239,764	\$239,764
BINGHAM SEWAGE TREATMENT	NEW SEWER LINES AND P.S.	\$503,628	\$503,628
BOOTHBAY HARBOR SEWER DISTRICT	TREATMENT PLANT PROCESS UPGRADES	\$500,619	\$500,619
BOOTHBAY HARBOR SEWER DISTRICT	SEWER REHAB AND REPLACEMENT	\$449,296	\$449,296
BOOTHBAY HARBOR SEWER DISTRICT	SEWER EXTENSIONS	\$648,983	\$648,983
BOOTHBAY SEWERS	NEW SEWER EXT. & PUMP STATIONS	\$2,845,687	\$2,845,687
BREWER	CSO SEWER WORK DECENTRALIZED SYSTEM	\$1,750,651	\$1,750,651
BRIDGTON STP	IMPROVEMENT	\$2,121,518	\$2,121,518
BRUNSWICK SEWER DISTRICT	TREATMENT PLANT IMPROVEMENTS	\$1,274,003	\$12,603,407
BRUNSWICK SEWER DISTRICT	SEWER LINE REHAB/REPLACEMENT	\$1,782,504	\$3,873,217
BUCKSPORT WWTF	CSO SEWER WORK	\$516,051	\$516,051
BUCKSPORT WWTF	UPGRADE TO SECONDARY TREATMENT	\$227,285	\$5,682,136
CALAIS WWTF	TREATMENT PLANT UPGRADES	\$3,808,000	\$3,808,000
CALAIS WWTF	SEWER EXT. TO H.S. & COMM. COLL.	\$3,275,120	\$3,275,120
CALAIS WWTF	CSO SEWER WORK	\$3,915,000	\$3,915,000
CAMDEN WPCF	SEWER REHAB/REPLACEMENT	\$4,210,737	\$4,210,737
CARIBOU UTILITY DISTRICT	SEWER REHAB/REPLACEMENT	\$2,839,160	\$2,839,160
CARMEL	WWTF & SEWERS	\$1,340,030	\$1,340,030
CASTINE	I/I REHAB	\$2,541,088	\$2,541,088
CHERRYFIELD	PROPOSED TREATMENT PLANT	\$0	\$1,687,186
CHERRYFIELD	PROPOSED COLLECTION LINES	\$0	\$4,307,608
DEXTER UTILITY DISTRICT	REPLACE LAGOON AERATION& CLEAN	\$829,918	\$829,918
DEXTER UTILITY DISTRICT	PUMP STATION UPGRADES/REPLACE	\$766,078	\$766,078
DOVER-FOXCROFT	TMDL STUDY TO BE DONE	\$0	\$0
EAGLE LAKE	ADDITION OF OFFICES, STORAGE & ROOF	\$150,000	\$150,000
EDGECOMB, TOWN OF	SEWER EXT. TO NEWCASTLE TOWNLINE	\$7,359,966	\$7,359,966
ELLSWORTH TREATMENT PLANT	SEWER LINE REHAB/REPLACEMENT	\$338,660	\$338,660
FAIRFIELD	CSO SEWER WORK	\$596,555	\$596,555
FALMOUTH WWTF	P.S. UPGRADES	\$3,973,084	\$4,582,636
FARMINGTON	SEWER REPLACEMENT	\$425,356	\$555,172
FARMINGTON	TMDL STUDY TO BE DONE	\$0	\$0
FARMINGTON WATER POLLUTION	TREATMENT PLANT UPGRADES	\$736,454	\$736,454
FARMINGTON WATER POLLUTION	PHOSPHORUS REMOVAL UPGRADE	\$568,328	\$568,328
FARMINGTON WATER POLLUTION	ASBESTOS-CONCRETE SEWER REPLACE	\$1,626,130	\$1,626,130
GARDINER WPCF	TREATMENT PLANT UPGRADES	\$325,619	\$2,217,217
GARDINER WPCF	CSO SEWER WORK	\$1,548,152	\$1,548,152
GARDINER WPCF	SEWER LINE REHAB & PS UPGRADE	\$60,114	\$95,181
GREAT SALT BAY SANITARY DISTRICT	NEW LAGOON INSTALLATION	\$0	\$1,708,986

**APPENDIX K**  
**POTW PROJECTED UPGRADE NEEDS**

GREATER AUGUSTA UTILITY DISTRICT	SEWER LINE REHAB/REPLACEMENT	\$0	\$19,367,885
GREATER AUGUSTA UTILITY DISTRICT	NEW SEWER LINE EXTENSIONS	\$0	\$7,136,347
GREATER AUGUSTA UTILITY DISTRICT	CSO SEWERS	\$16,513,626	\$19,609,931
HAMPDEN	SEWER SEPARATION	\$5,519,500	\$5,519,500
HARRISON SEPTICS	NEW COLLECTION AND TREATMENT	\$0	\$6,119,968
HARTLAND	WWTP UPGRADE	\$500,000	\$500,000
HOULTON	WWTP UPGRADE	\$0	\$7,955,496
HOULTON WPCF	SEWER LINE REHAB/REPLACEMENT	\$820,281	\$820,281
HOWLAND TREATMENT PLANT	FORCE MAIN RIVER CROSSING	\$277,769	\$277,769
INDIAN ISLAND WWTP	SEWER LINE REHAB/REPLACEMENT	\$1,032,025	\$1,032,025
INDIAN ISLAND WWTP	SEWER IMPROVEMENTS	\$1,000,000	\$0
INDIAN TOWNSHIP WWTF	PUMP STATION UPGRADES	\$500,000	\$0
INDIAN TOWNSHIP WWTF	FACILITY IMPROVEMENTS-SNOWMAKING	\$0	\$2,142,547
ISLESBORO TREATMENT FACILITY	TREATMENT FACILITY IMPROVEMENTS	\$384,264	\$384,264
JONESPORT STP	NEW WASTEWATER TREATMENT PLANT	\$0	\$2,015,652
JONESPORT STP	NEW COLLECTOR/INTERCEPTOR		
JONESPORT STP	SEWERS	\$0	\$8,581,720
KENNEBEC WWTF	TREATMENT PLANT IMPROVEMENTS	\$0	\$4,087,837
KENNEBUNK	TMDL STUDY TO BE DONE	\$0	\$0
KENNEBUNK STP	SEWER WORK	\$19,092,574	\$19,092,574
KENNEBUNKPORT WWTF	TREATMENT PLANT IMPROVEMENTS	\$0	\$6,372,432
KENNEBUNKPORT WWTF	SEWER LINE REHAB/REPLACEMENT	\$0	\$1,433,780
KINGFIELD WWTF	DISPOSAL SYSTEM EXPANSION	\$228,528	\$228,528
KITTERY WPCF	TP UPGRADES - FILTRATION,UV,GEN.	\$5,561,891	\$5,561,891
KITTERY WPCF	SEWER LINE REHAB/REPLACEMENT	\$2,288,050	\$2,288,050
KITTERY WPCF	SEWER EXTENSION ALONG RTE 236	\$0	\$4,779,679
LAWPCA	WWTF UPGRADE	\$17,967,359	\$27,844,332
LEWISTON SEWER SYSTEM	SEWER LINE REHAB/REPLACEMENT	\$2,900,000	\$2,900,000
LEWISTON SEWER SYSTEM	CSO SEWER WORK	\$7,224,711	\$7,224,711
LEWISTON SEWER SYSTEM	PUMP STATION REHAB & SEWER		
LINCOLN S.D.	ENFIELD/BROADWAY	\$2,203,649	\$2,203,649
LINCOLN WWTF	TREATMENT PLANT UPGRADES	\$2,918,777	\$2,918,777
LINCOLNVILLE BEACH AND CENTER	NEW SEWER COLLECTION LINES	\$0	\$6,258,179
LINCOLNVILLE BEACH AND CENTER	NEW TREATMENT PLANTS	\$0	\$3,082,387
LISBON WPCP	SEWER WORK	\$0	\$12,847,419
LIVERMORE FALLS	TMDL STUDY TO BE DONE	\$0	\$0
LIVERMORE FALLS WWTF	TREATMENT PLANT - P REMOVAL	\$3,340,348	\$3,340,348
MACHIAS WWTF	SEWER EXTENSION	\$396,819	\$396,819
MADAWASKA	CSO SEWER WORK	\$5,799,874	\$13,570,278
MAPLETON STP	SEWER LINE REHAB/REPLACEMENT	\$1,130,836	\$1,130,836
MARS HILL WWTP	SEWER LINE REHAB/REPLACEMENT	\$1,530,211	\$1,530,211
MECHANIC FALLS S.D.	CSO SEWER WORK	\$2,461,562	\$2,461,562
MEXICO SEWER SYSTEM	SEWER LINE REHAB/REPLACEMENT	\$231,838	\$231,838



**APPENDIX K**  
**POTW PROJECTED UPGRADE NEEDS**

MILBRIDGE WWTP	SEWER LINE REHAB/REPLACEMENT	\$0	\$1,047,425
MILBRIDGE WWTP	DECENTRALIZED DISPOSAL	\$0	\$759,564
MILFORD COLLECTION SYSTEM	CSO SEWER WORK	\$22,706	\$22,706
MILLINOCKET WWTF	SEWER REHAB/REPLACEMENT	\$210,000	\$8,710,000
MOOSEHEAD SANITARY DISTRICT	SEWER EXTENSION	\$150,000	\$150,000
MOOSEHEAD SANITARY DISTRICT	SLUDGE DEWATERING	\$650,000	\$650,000
MT. DESERT	NE HARBOR TF & PS UPGRADES	\$7,413,520	\$9,740,591
NEWPORT	TMDL STUDY TO BE DONE	\$0	\$0
NORTH ANSON C.S.	SEWER LINE REHAB/REPLACEMENT	\$295,130	\$295,130
NORTH JAY	TMDL STUDY TO BE DONE	\$0	\$0
NORTH WINDHAM UNSEWERED AREA	NEW COLLECTION SYSTEM	\$0	\$64,445,676
NORTH WINDHAM UNSEWERED AREA	NEW TREATMENT PLANT	\$0	\$40,376,260
NORTHPORT VILLAGE CORP.	SEWER LINE REHAB/REPLACEMENT	\$0	\$1,736,278
NORTHPORT VILLAGE CORP.	TREATMENT PLANT IMPROVEMENTS	\$0	\$2,109,867
NORTHPORT VILLAGE CORP.	NEW LAGOON	\$0	\$7,398,611
NORWAY STP	LAGOON IMPROVEMENTS	\$116,458	\$116,458
NORWAY STP	SEWER LINE REHAB/REPLACEMENT	\$490,437	\$490,437
OGUNQUIT WWTF	TREATMENT UPGRADE, N REMOVAL	\$5,489,498	\$5,489,498
OGUNQUIT WWTF	PUMP STATION UPGRADES	\$1,406,000	\$4,906,000
OGUNQUIT WWTF	SEWER LINE REHAB/REPLACEMENT	\$2,099,159	\$2,099,159
OLD ORCHARD	SEVEN P.S. UPGRADES	\$4,200,627	\$4,200,627
OLD ORCHARD	SEWER REHAB/REPLACEMENT	\$940,732	\$1,776,938
OLD ORCHARD	SCADA SYSTEM UPGRADE	\$470,366	\$470,366
OLD ORCHARD BEACH WPCF	TREATMENT PLANT IMPROVEMENTS	\$32,625,963	\$32,625,963
OLD TOWN WWTF	TREATMENT PLANT IMPROVEMENTS	\$3,739,516	\$3,739,516
OLD TOWN WWTF	SEWER LINE REHAB/REPLACEMENT	\$8,879,954	\$8,879,954
OLD TOWN WWTF	CSO SEWER WORK	\$4,128,406	\$4,128,406
ORONO WWTP	SEWER LINE REHAB/REPLACEMENT	\$2,569,026	\$17,646,169
ORONO WWTP	TREATMENT PLANT UPGRADE	\$159,754	\$159,754
ORONO WWTP	CSO SEWER WORK	\$0	\$1,530,496
PARIS UTILITY DIST WPC	CSO SEWER WORK	\$226,488	\$226,488
PARIS UTILITY DIST WPC	TREATMENT UPGRADE, CU REMOVAL	\$4,666,452	\$4,666,452
PARIS UTILITY DIST WPC	SEWER REHAB/REPLACEMENT	\$499,802	\$499,802
PARSONSFIELD TREATMENT SYSTEM	DECENTRALIZED TREATMENT SYSTEM	\$0	\$11,401,686
PEAKS ISLAND STP	SEWER LINE REHAB/REPLACEMENT	\$83,326	\$83,326
PITTSFIELD WWTF	SEWER LINE REHAB/REPLACEMENT	\$5,000,000	\$5,000,000
PITTSFIELD WWTF	SOLAR DRYING TREATMENT	\$1,578,399	\$1,578,399
PLEASANT Pt WWTF	SEWER LINE & PS REHAB/UPGRADE	\$6,392,377	\$6,392,377
PORTLAND EAST END WWTF	SEWER LINE REHAB/REPLACEMENT	\$1,622,747	\$1,622,747
PORTLAND W.D.	WWTF UPGRADE-PORTLAND	\$1,784,934	\$1,784,934
PORTLAND W.D.	EAST END WWTF UPGRADES	\$9,240,526	\$9,240,526
PORTLAND W.D.	PORTLAND PUMP STATION	\$1,458,334	\$14,583,775
PORTLAND W.D.	WESTBROOK CSO	\$998,436	\$998,436
PORTLAND W.D.	CPE - WESTBROOK	\$2,521,983	\$2,521,983

**APPENDIX K**  
**POTW PROJECTED UPGRADE NEEDS**

PORTLAND, CITY OF	CSO SEWER WORK TIER 2	\$32,552,653	\$32,552,653
PORTLAND, CITY OF	CSO SEWER WORK TIER 3	\$16,975,310	\$169,753,100
PRESQUE ISLE WWTF	SEWER LINE REHAB/REPLACEMENT	\$5,900,000	\$5,900,000
RANDOLPH, TOWN OF	CSO SEWER WORK	\$129,013	\$129,013
RANGELEY WWTF	GEN., PUMP RR, SIPHON, SEWER	\$1,507,500	\$1,507,500
ROCKLAND WWTF	TREATMENT PLANT IMPROVEMENTS	\$5,669,358	\$15,977,281
RUMFORD	SEWER REPLACEMENT	\$1,285,000	\$1,285,000
RUMFORD	TMDL STUDY TO BE DONE	\$0	\$0
RUMFORD-MEXICO SF	TREATMENT UPGRADE - P REMOVAL	\$0	\$4,046,960
S CAPE ELIZABETH WWTF	PUMP STATION UPGRADES	\$1,472,693	\$1,472,693
S CAPE ELIZABETH WWTF	TREATMENT PLANT UPGRADES	\$1,148,202	\$1,148,202
SABATTUS	TMDL STUDY TO BE DONE	\$0	\$0
SACO	CSO SEWER WORK	\$258,025	\$258,025
SANFORD S.D.	CSO SEWER WORK	\$524,790	\$524,790
SANFORD WWTF	SEWER LINE REHAB/REPLACEMENT	\$3,777,208	\$4,883,241
SANFORD WWTF	NEW SEWER LINE EXTENSIONS	\$0	\$13,354,476
SKOWHEGAN WWTF	SEWER LINE REHAB/REPLACEMENT	\$2,848,187	\$7,416,397
SKOWHEGAN WWTF	NEW SEWER LINE EXTENSIONS	\$0	\$7,405,059
SKOWHEGAN WWTF	TREATMENT PLANT IMPROVEMENTS	\$1,073,739	\$1,814,132
SKOWHEGAN WWTF	TREATMENT PROCESS UPGRADE	\$0	\$2,834,581
SKOWHEGAN, TOWN OF	CSO SEWER WORK	\$516,051	\$516,051
SORRENTO WWTF	DECENTRALIZED INGROUND SYSTEMS	\$0	\$1,054,878
	TP UPGRADE, BELT FILTER PRESS FOR		
SOUTH BERWICK SEWAGE PLANT	SLUDGE	\$500,000	\$500,000
SOUTH BERWICK SEWAGE PLANT	SEWER LINE REHAB/REPLACEMENT	\$1,726,281	\$1,726,281
SOUTH BERWICK SEWAGE PLANT	NEW SEWER LINE EXTENSION	\$0	\$1,017,623
SOUTH PORTLAND	CSO SEWER WORK	\$6,520,966	\$8,979,691
SOUTH PORTLAND STP	SEWER LINE REHAB/REPLACEMENT	\$3,397,800	\$3,687,800
SOUTH PORTLAND STP	TREATMENT PLANT UPGRADE/IMP.	\$0	\$20,556,729
SOUTHWEST HARBOR	TREATMENT PLANT UPGRADE	\$5,000,000	\$5,000,000
SOUTHWEST HARBOR	SEWER SYSTEM REHAB	\$0	\$4,000,000
ST. AGATHA WWTP	SEWER LINE REHAB/REPLACEMENT	\$0	\$987,108
STOCKTON SPRINGS WWTF	NEW SEWER COLLECTION SYSTEM	\$0	\$14,095,896
STOCKTON SPRINGS WWTF	NEW TREATMENT PLANT	\$0	\$6,413,298
STONINGTON WPCF	SEWER LINE REHAB/REPLACEMENT	\$0	\$187,101
STONINGTON WPCF	NEW SEWER EXTENSIONS	\$0	\$1,467,652
TOPSHAM COLLECTION SYSTEM	SEWER LINE REHAB/REPLACEMENT	\$0	\$1,180,242
TOPSHAM COLLECTION SYSTEM	NEW SEWER LINE EXTENSION	\$0	\$2,206,778
UNITY WWTF	SEWER LINE REHAB/REPLACEMENT	\$0	\$77,930
UNITY WWTF	TREATMENT PLANT IMPROVEMENTS	\$0	\$670,194
VASSALBORO	TMDL STUDY TO BE DONE	\$0	\$0
WASHBURN	WWTF UPGRADE & SEWER EXT	\$687,327	\$687,327
WASHBURN STP	TREATMENT PLANT IMPROVEMENTS	\$161,847	\$161,847
WELLS WWTF	NEW SEWER LINE EXTENSION	\$0	\$1,558,591
WELLS WWTF	TREATMENT PLANT UPGRADES	\$0	\$232,230
WESTBROOK	CSO SEWER WORK	\$242,544	\$15,724,068
WESTBROOK WWTF	SEWER LINE REHAB/REPLACEMENT	\$0	\$722,151
WESTBROOK WWTF	TREATMENT PLANT IMPROVEMENTS	\$0	\$7,992,465
WILTON	PHASE 1 - PS UPGRADES	\$4,824,465	\$4,824,465

**APPENDIX K**  
**POTW PROJECTED UPGRADE NEEDS**

WILTON	PHASE 2 - TP UPGRADES	\$0	\$5,049,456
WINSLOW	CSO SEWER WORK	\$713,182	\$713,182
WINTER HARBOR WWTF	PS UPGRADE	\$0	\$791,326
WINTER HARBOR WWTF	TREATMENT PLANT IMPROVEMENTS	\$0	\$338,021
WINTERPORT S.D.	WWTF UPGRADE TO SEC	\$8,284,108	\$8,284,108
WINTHROP SEWER SYSTEM	SEWER LINE REHAB/REPLACEMENT	\$413,029	\$800,484
WISCASSET SEWAGE TREATMENT	SEWER LINE REHAB/REPLACEMENT	\$815,652	\$815,652
WISCASSET SEWAGE TREATMENT	TREATMENT PLANT IMPROVEMENTS	\$0	\$774,318
YARMOUTH	TMDL STUDY TO BE DONE	\$0	\$0
YARMOUTH WWTP	NEW SEWER LINE EXTENSION	\$0	\$15,953,842
YARMOUTH WWTP	TREATMENT PLANT IMPROVEMENTS	\$0	\$1,187,127
YORK WP ABATEMENT FACILITY	SEWER LINE REHAB/REPLACEMENT	\$0	\$2,220,000
YORK WP ABATEMENT FACILITY	NEW SEWER LINE EXTENSIONS	\$0	\$7,000,000
YORK WP ABATEMENT FACILITY	TREATMENT PLANT IMPROVEMENTS	\$1,650,000	\$1,650,000
<b>TOTAL</b>		<b>\$418,116,197</b>	<b>\$1,128,515,173</b>

PS =	PUMP STATION
WWTP =	WASTEWATER TREATMENT PLANT
TMDL =	TOTAL MAXIMUM DAILY LOAD
I/I =	INFLOW AND INFILTRATION

## APPENDIX L

### DEP Certificates of Achievement

Every year the Department presents a DEP Certificate of Achievement to professionals in the wastewater field that have done an outstanding job and made significant contributions to protecting and improving the waters of the state. The awards are presented at the Maine Wastewater Control Association fall convention. Recipients for the last 5 years are shown below.

#### 2011

Joan Kiszely – Maine Municipal Association  
Nancy Sargent – Maine Wastewater Control Association  
Robert Gundersen – Bethel Wastewater Treatment Facility

#### 2010

Kent Mitchell – Livermore Falls Wastewater Treatment Plant  
Paul Morin, Mark Duquette & Tom Hollowell – Sabattus Sanitary District  
Sanford Sewerage District  
Steven Tapley – Kittery Wastewater Treatment Plant

#### 2009

Mike Broadbent – Richmond Utilities District  
John Fancy & Richard Robinson – Thomaston Pollution Control Facility  
Russ Mathers – Wilton Wastewater Treatment Facility  
Newport Sanitary District  
Brad Roland – City of Portland  
Bath Wastewater Treatment Plant

#### 2008

City of Bangor Wastewater Treatment Facility  
Tammy Bonner – Former Town Manager – Danforth  
Saco Wastewater Treatment Facility

#### 2007

Mark Soucy, Greg Bernier, Rick Berube and Jared Royal - Fort Kent Wastewater Department  
Jon Carman - J.M.C. Wastewater Services  
Shawn Brown - Norway Wastewater Treatment Facility