

MAINE STATE LEGISLATURE

The following document is provided by the
LAW AND LEGISLATIVE DIGITAL LIBRARY
at the Maine State Law and Legislative Reference Library
<http://legislature.maine.gov/lawlib>



Reproduced from electronic originals
(may include minor formatting differences from printed original)

Report to the Joint Standing Committee on Environment
and Natural Resources
127th Legislature, First Session

Annual Report of the Fund Insurance Review Board

February 2015

Contact: Melanie Loyzim, Director
Bureau of Remediation and Waste Management
Phone: (207) 287-7890



MAINE DEPARTMENT OF ENVIRONMENTAL PROTECTION
17 State House Station | Augusta, Maine 04333-0017
www.maine.gov/dep

Executive Summary

The Ground Water Oil Clean-up Fund (Fund) provides for the prompt and effective cleanup of petroleum releases and compensation of third party damages. The Fund is approved by the U.S. Environmental Protection Agency (EPA) as an acceptable mechanism for Maine's tank owners to meet the federal financial responsibility requirements. The Fund is an important source of funding for the clean-up of oil-contaminated sites necessary to protect public health and the environment, and to support the continuing economic value of properties. The Department has implemented a variety of strategies to reduce expenditures, prioritize spending and control costs such as targeting removal of contaminated soils using health-based clean-up guidelines, and considerations for the re-use of properties.

The Fund Insurance Review Board (FIRB) meets regularly and provides oversight to the Department regarding these measures, and has placed a heightened focus on the cost effectiveness of remedial measures.

This report satisfies the 2014 reporting requirement of 38 MRSA § 568-B(2-D). The law requires that:

On or before February 15th of each year, the Fund Insurance Review Board, with the cooperation of the commissioner, shall report to the joint standing committee of the Legislature having jurisdiction over natural resource matters on the department's and the review board's experience administering the Ground Water Oil Clean-up Fund, clean-up activities and 3rd-party damage claims. The report must include an assessment of the adequacy of the fund to cover anticipated expenses and any recommendations for statutory change. The report also must include an assessment of the adequacy of the Underground Oil Storage Replacement Fund and the Waste Oil Clean-up Fund to cover anticipated expenses and any recommendations for statutory change.

This report represents the Board's experience administering the Fund for the period beginning January 1, 2014 and ending December 31, 2014, and the Department's experience administering the Fund during state Fiscal Year 2014 (July 1, 2013 – June 30, 2014). The report is divided into two sections. Part I covers the Board's activities and Part II addresses the Department's administration of the Fund including an assessment of the adequacy of the Fund.

PART I

FUND INSURANCE REVIEW BOARD

A. Mission of the Fund Insurance Review Board

The duties of the Fund Insurance Review Board (“FIRB” or “Board”) are established at 38 MRS § 568-B(1) to: (1) hear and decide appeals from insurance claims-related decisions of the Department of Environmental Protection and the State Fire Marshal’s Office pertaining to assistance from the Ground Water Oil Clean-up Fund, (2) monitor income and disbursements from the Ground Water Oil Clean-up Fund, and (3) review Department priorities for disbursements from the Ground Waste Oil Clean-up Fund and make recommendations to the Commissioner on how the fund should be allocated.

B. FIRB Governing Law and Composition

The Fund Insurance Review Board consists of ten members, to include: the Commissioner of the Department or their designee; the State Fire Marshal or their designee; two persons representing the petroleum industry; two persons with expertise in oil storage facility design and installation, oil spill remediation or environmental engineering; and four members of the public, two of whom have expertise in biological science, earth science, engineering, insurance or law. The Appeals Panel consists of four public members. Ten members participated in the Board through 2014. As of January 2015, the members listed below currently serve on the Board.

The Fund Insurance Review Board fulfilled its duties in 2014 through participation of the following members:

Michael Bonzagni*, Chair	Patrick Coughlin
Richard Knowlton*	Leslie Anderson
Brenda Beaulieu*	Melanie Loyzim, DEP
Dirk Brunner *	Richard McCarthy, SFMO
Jamie Py	Steve Pinette

*Appeals panel member

38 MRS § 568-B requires the Board to meet six times per year unless the Board votes not to hold a meeting. The Board met a total of six times in 2014.

Pursuant to P.L. 2013, ch. 22, (eff. Oct. 9, 2013), the Board completed the transition from the Finance Authority of Maine to the Department for administrative support in 2014.

C. Appeals Activities

During the calendar year ending December 31, 2014, the Fund Insurance Review Board received one appeal, which was heard by the Appeals Panel. The appeals panel voted to overturn the agency decision and remanded the matter back to the Office of State Fire Marshal for re-consideration of the eligibility determination. There are no pending appeals. In carrying out its responsibilities, the Appeals Panel holds appeal hearings after the conclusion of regularly scheduled meetings.

D. Regulatory Activity

In 2013, the Fund Insurance Review Board completed the amendment of each of the 4 chapters of its rules. No additional regulatory activity was undertaken in 2014.

PART II

Administration of the Ground Water Oil Clean-up Fund Maine Department of Environmental Protection

A. Introduction

State statute prohibits oil discharges and requires oil discharges to be cleaned up to the Commissioner's satisfaction, using remedies that are cost effective, technologically feasible and reliable, and that effectively mitigate or minimize damages and provide adequate protection of public health, welfare and the environment. Maine law provides an incentive for the prompt cleanup of petroleum releases by forgoing penalty actions against responsible parties that cooperate with the Department to promptly clean up releases to the satisfaction of the Commissioner and reimburse the state's expenditures that are not covered by the Fund insurance program. The Ground Water Oil Clean-up Fund provides for the prompt and effective cleanup of petroleum releases and compensation of third party damages. The Fund is approved by the U.S. Environmental Protection Agency as an acceptable mechanism for Maine's tank owners to meet the federal financial responsibility requirements.

B. Summary of Revenues and Expenditures

The main sources of revenue into the Fund are fees on each barrel of oil transferred into Maine by ship, road or rail.¹ The base fees are 38¢ per barrel of gasoline, 19¢ per barrel of most other refined petroleum products and 4¢ per barrel of #6 fuel oil. Additionally, Chapter 4 (90-564 CMR 4) of the rules of the Fund Insurance Review Board imposes a surcharge of 18¢ per barrel of gasoline and 6¢ per barrel of other refined petroleum products when the balance in the Fund falls below \$5 million dollars. The surcharge was "turned off" in accordance with the rule, effective December 1, 2012 (FY13) when the fund balance averaged \$7 million or more for 3 consecutive months. The surcharge was reinstated effective February 1, 2014 when the fund balance dropped below \$5 million. The cash balance is currently still below that threshold.

Table 1 illustrates financial activity in the Ground Water Oil Clean-up Fund for fiscal year (FY) 2014 (July 1, 2013 – June 30, 2014). A balance of \$8,157,306 was carried forward from FY 2013. The net balance for FY 2014 was \$17,319,713, including the carry forward balance. Expenditures totaled \$12,792,019, and the net fund availability at the end of the fiscal year was \$4,059,955.

In FY 2014, there was a decrease of \$2,775,893 in income due to the surcharge suspension and a decline in oil imports, and an overall increase of \$1,037,328 in expenditures compared to FY 2013. The Department expended \$1,448,750 more in FY 2014 for site clean-ups, due to the Department's continued work to close sites on the priority list and several costly underground oil storage tank removals. However, the overall increase in expenditures from FY 2013 to FY 2014 was mitigated by the Department's stringent budgeting practices and ongoing efforts to increase efficiency.

¹ See 38 MRSA § 569-A(5)

The Department continues to implement cost control measures in consultation with the Fund Insurance Review Board. These efforts are discussed in greater detail later in this report and include prioritized spending and heightened focus on the cost effectiveness of remedial measures.

Table 1 provides a summary of the income, expenditures and fund balance for FY 2014.

TABLE 1	
STATEMENT OF CASH POSITION	
GROUNDWATER OIL CLEAN-UP FUND	
AT JUNE 30, 2014	
BALANCE FORWARD (July 1, 2013)	\$ 8,157,306
INCOME	\$10,889,391
Minus Fee Refunds	- \$ 1,726,985
NET INCOME	\$ 9,162,406
NET BALANCE	\$17,319,713
EXPENDITURES	
Personal Services	\$ 4,391,844
All Other	\$ 6,536,448
Capital	\$ 27,290
Indirect Cost Transfers	\$ 1,596,930
Other Transfers	\$ 239,507
NET EXPENDITURES	\$12,792,019
CASH BALANCE (June 30, 2014)	\$ 4,527,695
INDIRECT COST OBLIGATION (June 30, 2014) (untaken)	\$ 85,911
ENCUMBRANCES AND OBLIGATIONS (untaken)	\$ 381,828
NET FUND AVAILABILITY (June 30, 2014)	\$ 4,059,955 *
<p>*Does not consider outstanding liabilities required to characterize sites that have not been investigated, complete ongoing remedial work, or pay user fee obligations.</p>	
<p>NOTES:</p> <ul style="list-style-type: none"> • "INCOME" INCLUDES FEES, INTEREST, REIMBURSEMENTS, FINES AND MISCELLANEOUS INCOME. • "OTHER TRANSFERS" INCLUDES TRANSFERS TO OTHER STATE AGENCIES, AND INTERNAL TRANSFERS TO OTHER ACCOUNTS. • "EXPENDITURES" INCLUDE ADJUSTMENTS TO BALANCE FORWARD INCOME (CREDIT TO EXPENSES). • THE COLLECTION OF FEES IS SUSPENDED WHEN THE FUND BALANCE REACHES \$12,500,000. • NET FUND AVAILABILITY INCLUDES ENBUMBRANCES AND INDIRECT COST OBLIGATIONS (UNTAKEN). 	

Table 2 provides the net income for each of the past 5 years.

TABLE 2
Net Income – Ground Water Oil Clean-up Fund

FY 2014	\$ 9,162,406
FY 2013	\$11,938,299
FY 2012	\$13,878,862
FY 2011	\$14,357,938
FY 2010	\$13,685,980

The net fund income includes all revenue received during FY 2014 minus fee refunds in the amount of \$1,726,985. The fee is assessed on the first transfer of gasoline and other refined petroleum products and their by-products including #2 fuel oil, kerosene, jet fuel and diesel fuel and #6 fuel oil. The fee is assessed on the first transfer of those products by oil terminal licensees and on a person who first imports oil into the State by road or rail. The fee is not assessed on petroleum products that are exported from this State. An entity that paid fees on oil offloaded at a marine oil terminal is entitled to a refund if the oil subsequently was exported directly from the terminal to an out-of-state location and is not distributed in Maine.² Refunds during FY 2014 decreased by \$179,362 compared to FY 2013. The amount refunded in past years is listed in Table 3 below:

TABLE 3
Fee Refunds For Petroleum Exported Directly Out of State From Maine's Licensed Oil Terminals

FY 2014	\$1,726,985
FY 2013	\$1,906,347
FY 2012	\$2,512,921
FY 2011	\$2,240,969
FY 2010	\$2,445,860

² See 38 M.R.S.A. § 569-A(7) and chapter 685 of Department rules, 06-096 CMR 685.

C. Fund Adequacy

The net fund availability (cash balance minus encumbrances) in the Fund was \$4,059,955 at the end of FY 2014 (June 30, 2014). This represents a decrease of \$4,097,351 since the beginning of the fiscal year. All approved claims for reimbursement, payments to contractors and third party claims have been paid. Funding for cleanup activities is prioritized to insure that sites posing the greatest risk are cleaned up.

A number of oversight and control measures have been implemented to help maintain solvency of the Fund, including:

- Close technical oversight, including internal “peer review” of clean-up remedies and budgets for all state led clean-up projects;
- Use of an analytical procedure to identify the toxicity of petroleum hydrocarbons, allowing for more accurate characterization and targeted removal of the contaminated soil posing the highest risk;
- Use of a revised budgeting system to prioritize Fund expenditures;
- Close evaluation of clean-up criteria to insure sites are cleaned commensurate with plans for re-use to reduce the likelihood of repeat clean-ups at sites where property uses are likely to change; and
- Use of revised health based clean-up standards.

The Department’s implementation of new, more focused, health based clean-up guidelines has dramatically improved the cost effectiveness for the clean-up of oil discharges from underground and aboveground oil storage (UST and AST) facilities. Most of these cost savings have been realized at sites requiring soil remediation.

D. Status of Applications for Coverage of Clean-up Costs

Table 4 provides statistics for eligibility determinations of applications for coverage of eligible clean-up costs and third party damages under the Fund Insurance Program. Under this program, owners and operators of oil storage tanks that have suffered a discharge may apply to the fund for coverage of clean-up costs up to \$1 million per occurrence.³ Applications related to underground oil storage facilities (UST) are filed with the Department of Environmental Protection. Applications for eligibility determinations for aboveground oil storage facilities (AST) are filed with the Office of State Fire Marshal.

Eligible applicants are required to pay a standard deductible based on the number of underground oil storage facilities they own or, in the case of aboveground tanks, total tank capacity. Conditional deductibles may also be assessed for non-compliance with the applicable facility installation, operation, removal and spill reporting requirements. The assessment of deductibles may be appealed

³ See 38 MRSA § 568-A

to the Fund Insurance Review Board (see Part I of this report). The deductible amounts are established in statute⁴.

From July 1, 2013 through June 30, 2014, the Department received 4 applications for the coverage of clean-up costs at UST facilities. By comparison, in FY 2013, the Department received 3 applications.

During FY 2014, 232 orders finding applicants eligible for coverage of clean-up costs at AST facilities were forwarded to the Department from the Office of State Fire Marshal. Two applicants were determined not to be eligible and a third applicant withdrew their application. This represents an increase of 76 eligible applicants compared to FY 2013.

Table 4 summarizes application activity from aboveground and underground oil storage facilities in FY 2014.

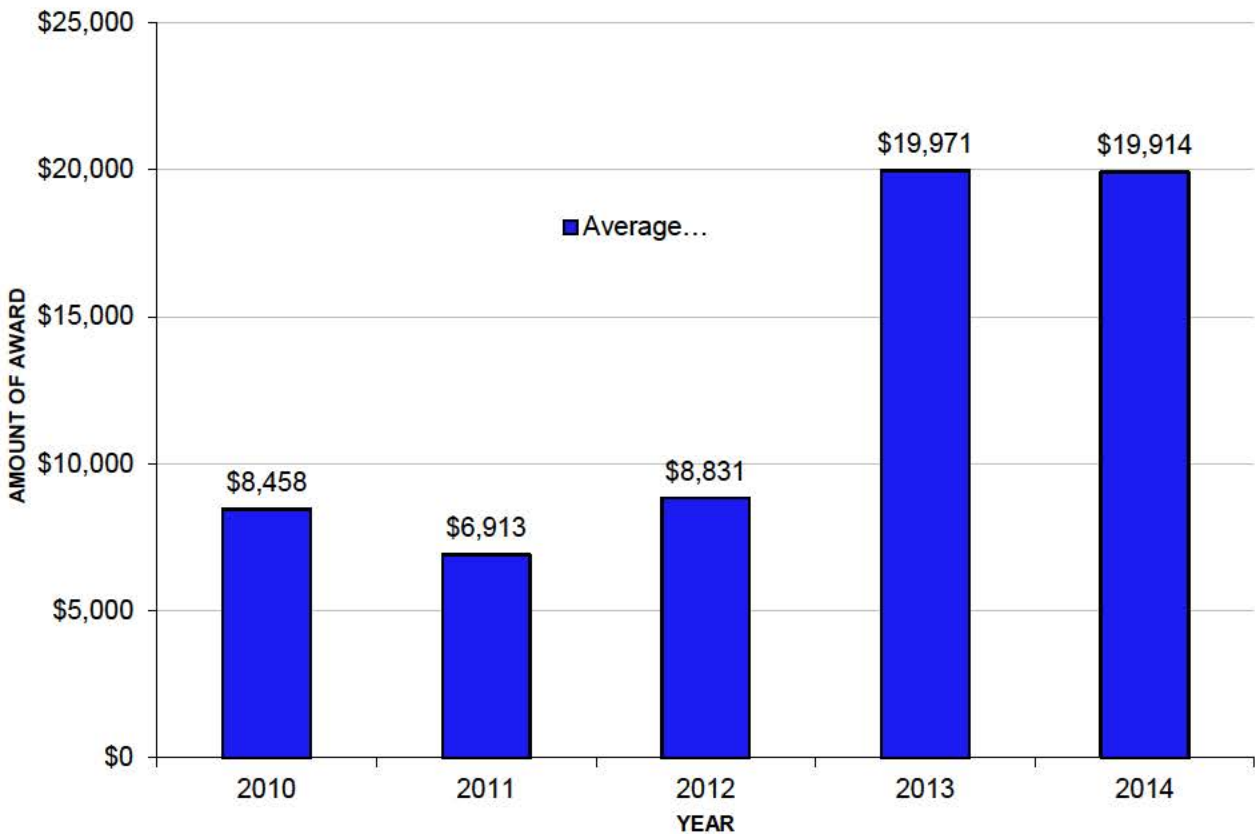
Total Received FY 13	239
Eligible	236
Ineligible	2
Withdrawn	1

E. Administration of Third Party Claims

The Department is currently processing 15 claims against the Ground Water Oil Clean-up Fund for coverage of damages to third parties. During FY 2014, the Department completed processing one (1) third party claim and awarded a total of \$19,914 to third party claimants for the claim that was fully resolved. The average cash award to third party claimants for claims that were fully resolved in FY 2014 was \$19,914. The average cash award to third party claimants in FY 2013 was \$19,971. Figure 1 illustrates the average cash award to third party claimants from 2010 through 2014. The average award is easily influenced by the number of claims processed that include a cash award. Settlement of a small number of claims that include property devaluation for a property or properties located where property values are high can result in a high average award. Processing multiple claims in an area that includes individual point of entry treatment units for drinking water supplies may involve awards for property devaluation and operational subsidies for maintaining and monitoring the effectiveness of the drinking water treatment system. This scenario would also likely result in a high average award for that year. Many third parties do not file a claim because the damages are mitigated during site clean-up through the connection to public water systems, installation of treatment units and individual well replacements.

⁴ See 38 MRSA § 568-A(2)

FIGURE 1
AVERAGE THIRD PARTY DAMAGE CLAIM AWARD



F. Compliance with Tank Abandonment Schedule

As of December 2014, there were 3,814 conforming underground oil storage tanks registered and in operation in Maine. 35,843 non-conforming underground tanks have been properly removed or abandoned in place since removal deadlines were enacted over twenty years ago. This includes 31 non-conforming tanks that were removed in 2014. The Department continues to use a combination of technical and financial assistance and enforcement actions to get these tanks properly removed, with priority given to locations storing motor fuels in sensitive geologic areas.

In addition to the non-conforming tanks, approximately 4,159 conforming (corrosion resistant) underground oil storage tanks also have been removed or permitted to be abandoned in place. Conforming underground tanks must be removed upon confirmation of a leak or upon the expiration date of the tank manufacturer's warranty. Approximately 43 owners of removed tanks have failed to submit the required site assessment. The site assessment is needed to determine if clean-up actions are necessary. Non-compliant tank owners are the subject of enforcement action by the Department.

G. Voluntary Response Action Program (VRAP)

The Ground Water Oil Clean-up Fund can be used to clean up oil contaminated commercial property that is being sold or has been sold for redevelopment. As businesses close and properties are sold for other uses, site assessments are typically required as a condition of the property transfer by the lending institution involved in the transaction. When oil discharges from storage systems are identified, the buyer is often eligible for coverage by the Fund for costs of cleaning up oil contamination. Thus, the Fund is used to help new owners clean up the site for redevelopment.

In FY 2014, there were fewer applications to the Voluntary Response Action Program that also applied for the coverage of eligible clean-up costs and less demand on the Ground Water Oil Clean-up Fund from redevelopment activities. However, as Maine's economic climate improves we are optimistic that more properties will undergo redevelopment.

H. Remediation Sites

The Fund was established to “provide for the investigation, mitigation and removal of discharges or threats of discharge of oil from aboveground and underground storage facilities.”⁵ Sites where oil discharges pose a significant and imminent risk to public health and safety continue to be the highest funding priority. Work on lower priority sites is carried out as resources allow while maintaining a Fund balance that is sufficient to clean up future releases that threaten public health and sensitive geologic areas. When the Department becomes aware of a contaminated site, the site is assessed to determine the risk to human health from contamination of soils, surface water, groundwater, indoor air and drinking water supplies. The list of sites is prioritized based on the risk to human health.

Table 5 lists the number of sites requiring long term remedial work in each of the past five years. This list includes all sites requiring long term clean up where the remedial effort is not complete. Table 5 also provides the number of sites requiring long term remedial actions that have been completed in each of the past 5 years.

	Completed	Remaining
2014	144	500
2013	141	480
2012	158	469
2011	105	519
2010	127	497

⁵ See 38 MRSA § 561

Figure 2 illustrates the number of long-term petroleum remediation sites that have been cleaned to the Department's satisfaction using the Ground Water Oil Clean-up Fund from 2010 through 2014. The figure includes only sites that were referred to the Department's Division of Technical Services; it does not include sites that were successfully remediated with oversight from spill response staff in the Division of Response Services. Typically, only sites with substantial contamination are referred to Technical Services for ground water investigation and longer term remedial efforts. Petroleum spills that can be cleaned up immediately or only require short term oversights are not included in this Figure. Prompt response continues to be the key to minimization of damages and the associated costs.

Figure 2 also illustrates the number of new remediation sites added each year from 2010 through 2014. As this number fluctuates, managing expenditures through the prioritization of sites and cleaning sites to levels commensurate with the degree of risk posed will remain an important function for the Department. Revenue and expenditures will be carefully monitored to ensure they remain in alignment.

FIGURE 2
LONG-TERM PETROLEUM REMEDIATION PROJECTS
(Sites Completed and New Additions)

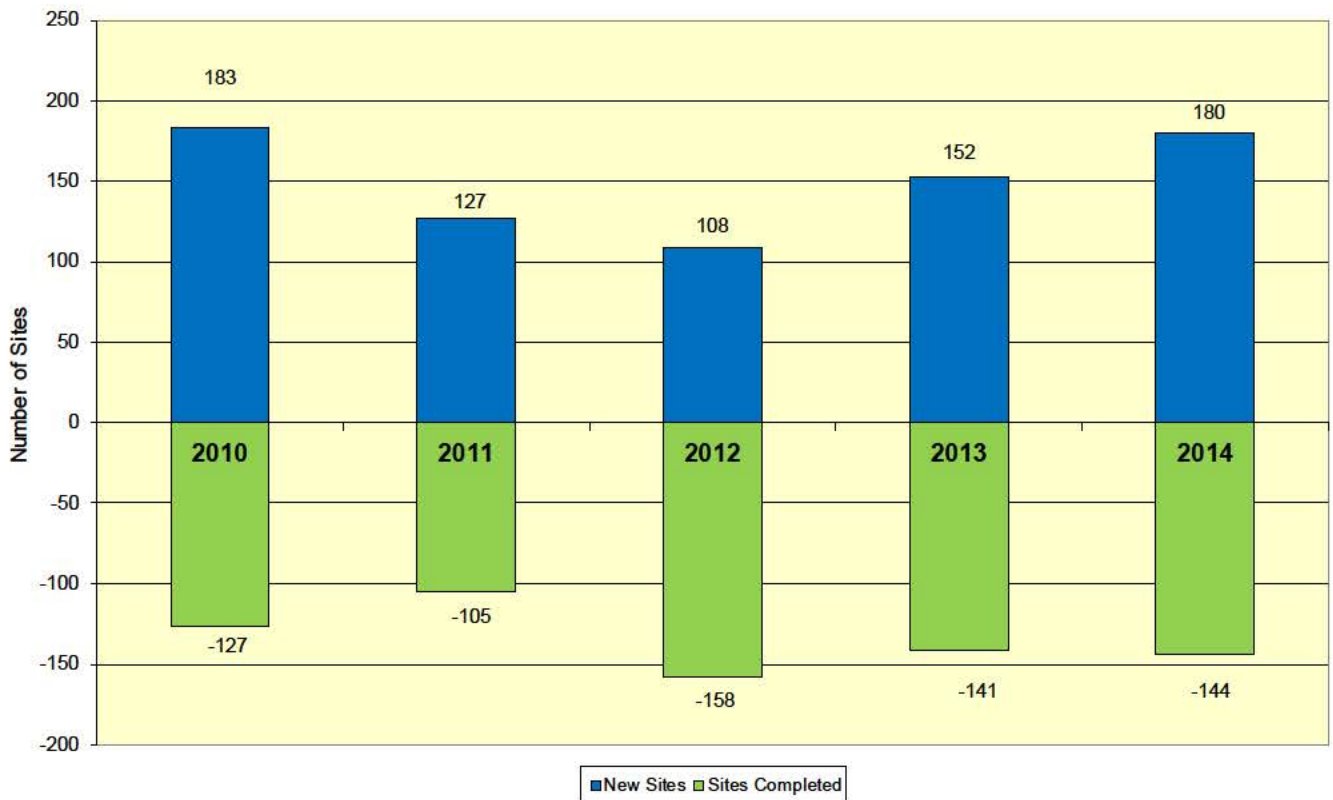


Figure 3 illustrates the makeup of sites referred annually for long-term clean-up activities based on the predominant petroleum product released. Data from 2010 through calendar year 2014 is provided. Sites contaminated by fuel oil and kerosene accounted for 129 of the 180 sites (72 %) in 2014.

FIGURE 3
Petroleum Sites Referred for Long-Term Remediation

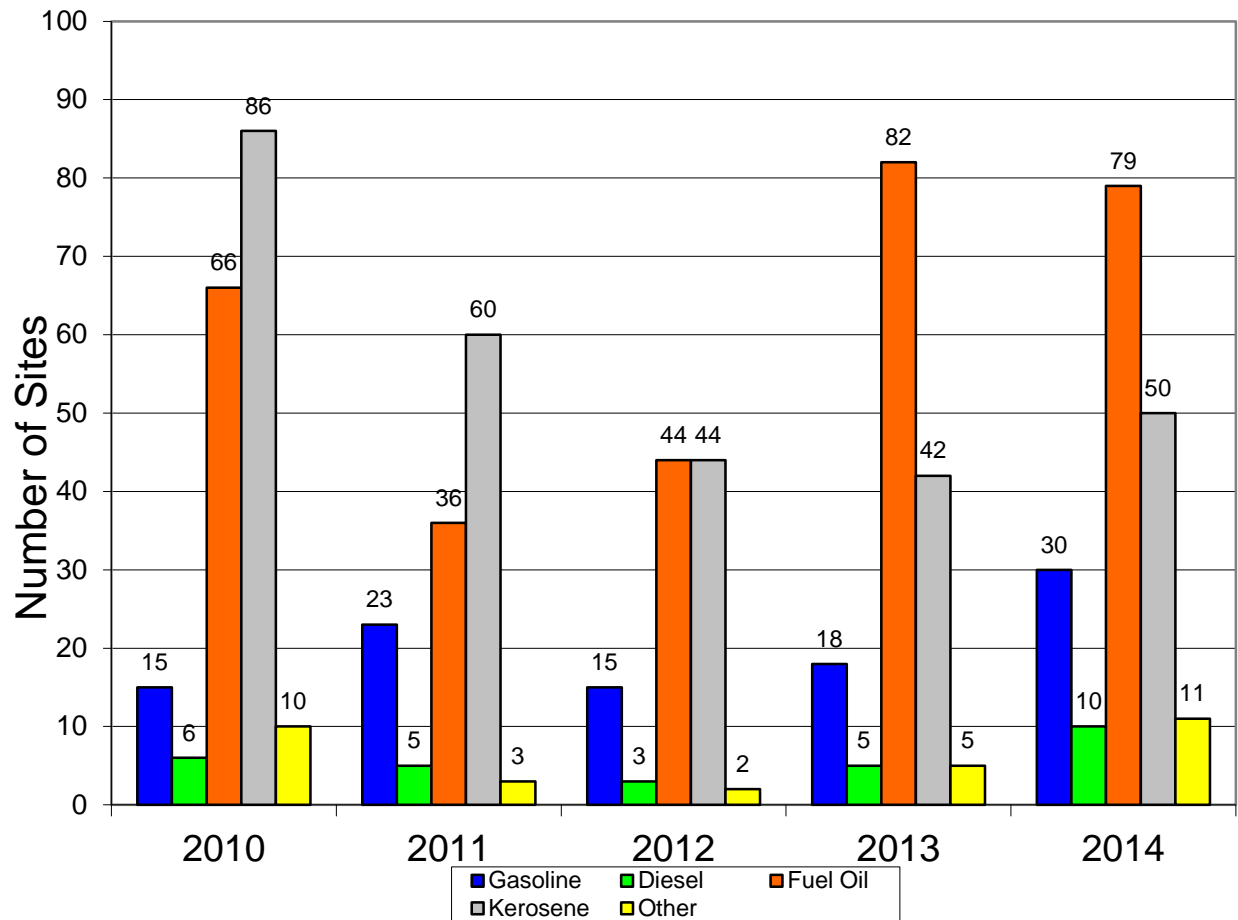
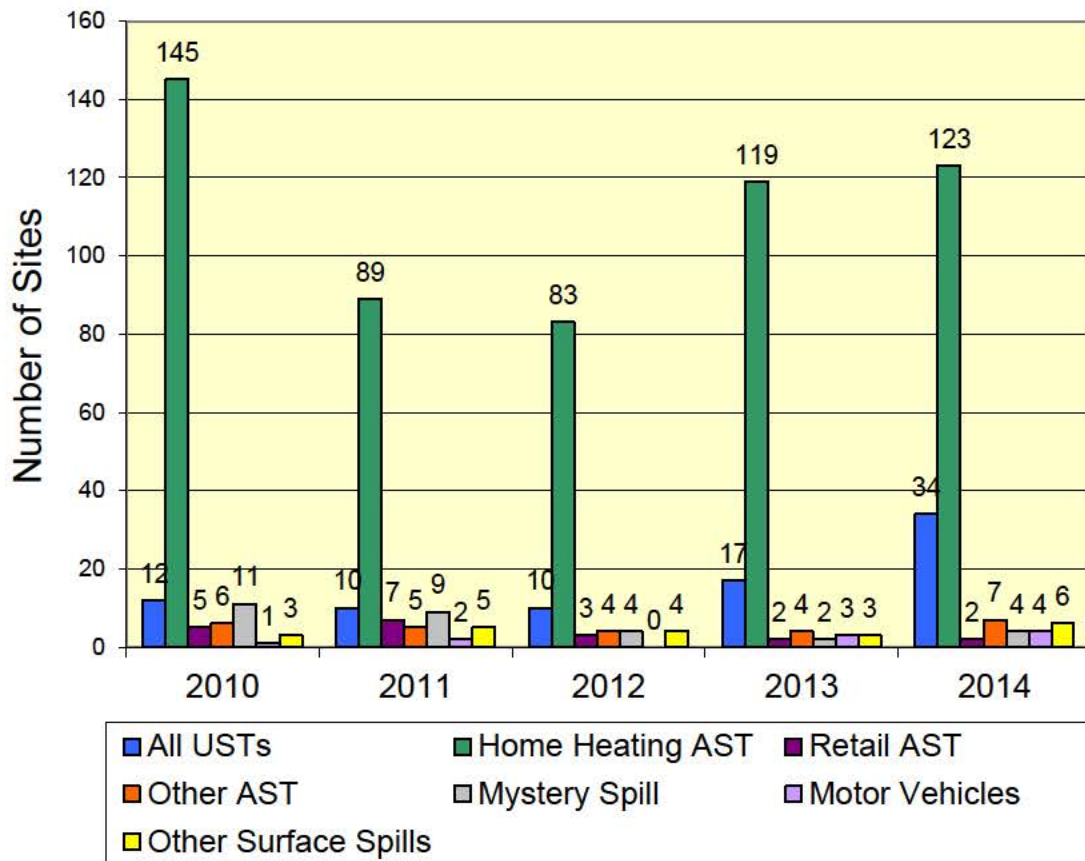


Figure 4 illustrates the make-up of sites subject to long-term clean-up activities based on the source or type of storage tank facility for the past five years. This analysis demonstrates that aboveground oil storage facilities account for 132 sites out of a total of 180 sites (73%) in calendar year 2014. The majority of new petroleum releases consist of kerosene and heating oil that occur at above ground storage tank sites.

FIGURE 4
Petroleum Sites Referred for Long-Term Remediation



I. Ongoing Activities

The Department is implementing the following initiatives to help prevent releases and reduce expenditures:

1. Third party inspections

Since July 1, 2003, passing annual inspection forms must be filed with the Department for all underground oil storage tanks. In November 2014, Notices of Violation (NOVs) were issued to 207 non-compliant tank owners. By December 2014, approximately 93% of all registered

tank owners had gained compliance with the inspection requirement. Department staff continues to use a combination of inspections, technical assistance and enforcement actions to encourage facility owners to achieve compliance.

2. Certified Installers and Inspectors

Installation and testing of underground tanks, piping, and associated equipment and completion of an annual inspection report must be performed by an installer or inspector certified by the Board of Underground Storage Tank Installers. As of December 2014, 78 installers and 54 inspectors were certified. Installers and inspectors must participate in continuing educational training to stay abreast of changing technologies and maintain their certification.

3. Maintain field presence

Department staff continues to maintain a field presence through the performance of compliance/technical assistance inspections across the state. In FY 2014 (July 1, 2013 - June 30, 2014) Department staff completed 316 inspections. Inspection efforts targeted motor fuel facilities for which no passing annual compliance inspection was submitted in the previous 12 months, or that had not been inspected by Department staff in 3 years, or where tank ownership had changed.

4. Aboveground Storage Tanks (AST)

As of December 2014, there were 162 registered motor fuel AST facilities with underground piping. The State Fire Marshal's Office (SFMO) forwards permit applications for the installation of AST's to the Department to determine compliance with the Department's Chapter 692: Siting of Oil Storage Facilities. During FY 14 staff reviewed 38 applications to the State Fire Marshal for compliance with the AST siting requirements.

5. Operator Training

The Federal Energy Policy Act of 2005 (Act) requires each state to provide training opportunities for operators of underground oil storage facilities storing motor fuels. Pursuant to the Act, each facility subject to federal underground storage tank regulation must have a trained operator by August 8, 2012. The Department's internet based training program, "TankSmart", was developed in consultation with the regulated community and meets the requirements of the Act. The program has been available since February 2010 and is free of charge. The program is designed to be cost effective and user friendly. Operators may enter a facility specific registration number and are directed to a series of facility specific training modules or may choose to view all the training modules and become certified as a General Operator and operate any underground storage tank system in the state. Upon successful completion of a computer generated test, operators may print a certificate to document the training has been completed. A written training program is also available for those that do not have a computer or prefer a written training and testing program.

As of December 2014, 1,744 individuals had current certifications through this program. Of those, 688 are General Operators who may operate multiple facilities, and 691 facilities have facility-specific trained operators. Many facilities have more than one certified operator.

6. Home Heating Oil Tank Replacement Program

In 2014, \$550,000 was distributed to Maine's Community Action Programs (CAPs) to replace home heating oil tanks and containers (typically 275 gallon tanks) determined to be at high risk of failure. The replacement of high risk tanks and containers with new tanks prevents the need for costly clean-ups. The amounts of the contracts awarded to the CAPs ranged from approximately \$22,000 to \$116,000. The awards were based on the proportional number of Low Income Heating Energy Assistance Program (LIHEAP) clients in each CAP. The CAPs received an administrative fee ranging from \$250 to \$325 per tank depending on the geographical area served.

The Department also expended \$174,000 in 2014 to replace tanks determined to be at high risk of leaking in source water protection areas. This included 11 propane furnace installations and 59 heating oil tank replacements in the well head protection zone of the South Berwick Water District, Wardtown Mobile Home Park in Freeport, Dixfield Water District, Clinton Water District, Caribou Water District and the Birchwood Mobile Home Park in Belmont. The Department expended an additional \$120,000 replacing home heating oil tanks determined to be at risk at individual locations state wide. Homeowner eligibility for this funding is established considering the risk to public health and use of a means test to evaluate tank owner income relative to the mean county income.

J. Conclusion

The Ground Water Oil Clean-up Fund provides an important source of funding to clean-up oil contaminated sites to protect public health and the environment, and to support the continuing economic value of properties. The Department has implemented a variety of strategies to control costs, reduce expenditures, and prioritize spending from the Fund. The Fund Insurance Review Board provides effective guidance and oversight to the Department regarding these measures, and has placed a heightened focus on the cost effectiveness of remedial measures, including targeted removal of contaminated soil and consideration for re-use of properties. The Department's implementation of health based clean-up guidelines has dramatically improved the cost effectiveness for the clean-up of oil discharges from UST and AST facilities.