

MAINE STATE LEGISLATURE

The following document is provided by the
LAW AND LEGISLATIVE DIGITAL LIBRARY
at the Maine State Law and Legislative Reference Library
<http://legislature.maine.gov/lawlib>




Reproduced from electronic originals
(may include minor formatting differences from printed original)



Maine Department of Agriculture, Conservation & Forestry
Division of Quality Assurance & Regulations

**FERTILIZER
PROGRAM
SUMMARY
REPORT**



This report outlines the major accomplishments and results of Maine's 2017 Fertilizer Quality Control Program produced in accordance with M.R.S. Title 7. Our mission statement for this program is to serve, promote and protect the Agricultural Producers, and Retail Consumers of the State of Maine by continuously working to improve the quality of fertilizer products sold in Maine.

FERTILIZER PROGRAM SUMMARY REPORT

This report outlines the major accomplishments and results of Maine's 2017 Fertilizer Quality Control Program produced in accordance with M.R.S. Title 7. An annual report is required to be submitted to the joint standing committee of the Legislature having jurisdiction over agricultural matters, which is authorized to report out a bill.

Warnings and penalties for non-compliances and deficiencies were implemented this past year for failure to meet the tolerances for the guaranteed analysis. Initial letters were sent to all growers and companies indicating the lab results and citing the below statute.

In accordance with M.R.S. Title 7, §745 of the Maine Commercial Fertilizer Law, the companies may submit a written request to the Department within 30-days from the date of the initial letter for a portion of the official sample to be tested by an approved lab of their choice. The company was responsible for arrangements with that lab for sample testing, for the transportation of the sample to that lab, and for all fees associated with the analysis.

If the results of the analysis disagreed with the State's official results and findings of nutrient deficiencies, a portion of the official sample was sent to the State's designated referee lab, for a third and final analysis. The state was responsible for the fee associated with the analysis of the referee sample.

If no request was made for independent testing within 30 days of the date of the initial letter, the results were final. In the event a referee sample was necessary, all results from the referee lab were the final and official results.

There were 102 samples taken in 2017. Based on the initial lab results, 27 samples were deficient. If the initial sample results were disputed by the company, they were returned a portion of the initial deficient sample to have analyzed by an approved lab of their choice. If the company's lab results did not agree with the initial state lab results, a portion of the initial sample was sent to the referee lab for a final decision. Based on the referee lab's analysis 2 of the initial samples that were deficient passed.

Restitution letters were sent to both the companies and the growers with the penalty assessed in accordance with the statute. All deficiencies were satisfied between the companies and growers. No restitution was issued if there was not a specific grower named on the initial deficient sample. These were samples obtained from retail locations.

New product labels are reviewed prior to approval for registration to ensure both Agricultural Producers, and Retail Consumers are properly informed of the safe use of fertilizers and are purchasing product as stated on the label which has been verified through sampling and laboratory analysis.

FERTILIZER PROGRAM SUMMARY REPORT

SAMPLING DATA

2017 Sampling Results

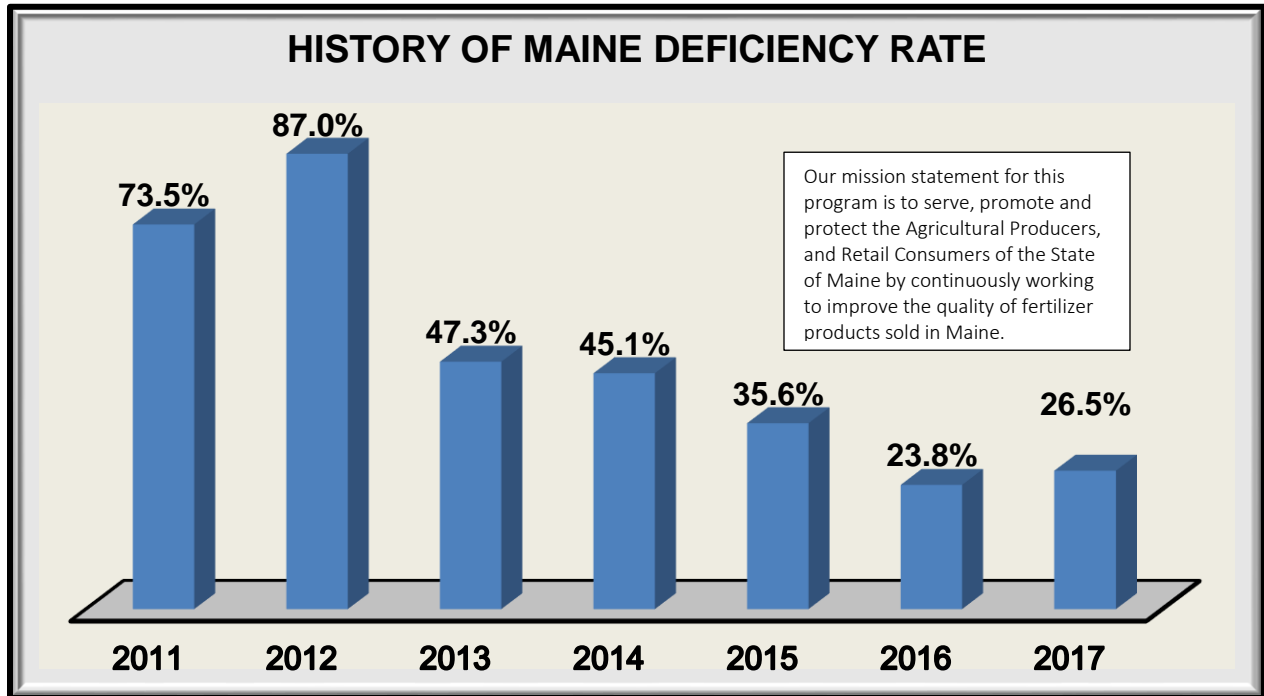
Company	Location		Guarantee	Lab	Pass/Fail
Cavendish Agri Services	Presque Isle, ME	Bag	17-44-0	17.4-43.4-0	Pass
Cavendish Agri Services	Presque Isle, ME	Liquid	6-24-6	6.28-23.7-6.22	Pass
Cavendish Agri Services	Presque Isle, ME	Liquid	6-24-6	6.26-23.7-6.30	Pass
Cavendish Agri Services	Presque Isle, ME	Liquid	25-0-0	25.3-0-0	Pass
Cavendish Agri Services	Presque Isle, ME	Bulk	15-9-16	14.79-9.10-16.49	Pass
Cavendish Agri Services	Presque Isle, ME	Bulk	14-12-14	13.44-11.72-14.23	Pass
Cavendish Agri Services	Presque Isle, ME	Bulk	14-11-17	13.64-10.53-17.29	Pass
Cavendish Agri Services	Presque Isle, ME	Bulk	11-11-19	10.43-12.43-20.99	Pass
Cavendish Agri Services	Presque Isle, ME	Bulk	14-12-17	13.50-14.85-19.52	Pass
Cavendish Agri Services	Presque Isle, ME	Liquid	28-0-0	28.0-0-0	Pass
Cavendish Agri Services	Presque Isle, ME	Bulk	0-0-60	0-0-61.8	Pass
Cavendish Agri Services	Presque Isle, ME	Bulk	18-46-0	17.9-46.4-0	Pass
Cavendish Agri Services	Presque Isle, ME	Bulk	11-52-0	10.9-51.7-0	Pass
Cavendish Agri Services	Presque Isle, ME	Bulk	14-8-16	13.63-7.56-16.02	Pass
Cavendish Agri Services	Presque Isle, ME	Bulk	14-12-17	13.42-11.52-18.09	Pass
Cavendish Agri Services	Presque Isle, ME	Bulk	15-10-17	14.67-9.61-18.74	Pass
Cavendish Agri Services	Presque Isle, ME	Bulk	14-12-16	14.22-11.84-15.38	Pass
Cavendish Agri Services	Presque Isle, ME	Bulk	14-12-16	13.43-11.42-17.07	Pass
Cavendish Agri Services	Presque Isle, ME	Bulk	15-12-17	14.8-11.86-18.53	Pass
Cavendish Agri Services	Presque Isle, ME	Bag	18-46-0	17.64-45.43-0	Pass
Cavendish Agri Services	Presque Isle, ME	Bulk	14-14-16	13.26-13.25-17.49	Fail
Cavendish Agri Services	Presque Isle, ME	Bag	14-14-14	19.4-12.4-12.4	Fail
Cavendish Agri Services	Presque Isle, ME	Bulk	14-11-17	12.34-9.66-17.39	Fail
Cavendish Agri Services	Presque Isle, ME	Bulk	14-12-17	14.83-11.22-16.58	Fail
Cavendish Agri Services	Presque Isle, ME	Bulk	19-19-19	21.7-19.6-15.2	Fail
Cavendish Agri Services	Presque Isle, ME	Bulk	14-12-17	13.36-11.48-24.04	Fail
Cavendish Agri Services	Presque Isle, ME	Bulk	18-46-0	17.8-44.4-0	Fail
Cavendish Agri Services	Presque Isle, ME	Bulk	15-8-16	18.7-6.69-18.2	Fail
CE Vail Bernardston	Bernardston, MA	Bulk	7-4-24	6.76-4.82-25.5	Pass
CE Vail Bernardston	Bernardston, MA	Liquid	18-14-0	18.3-13.3-0	Pass
CE Vail Bernardston	Bernardston, MA	Bag	21-9-3	17.6-8.44-3.71	Fail
CE Vail Bernardston	Bernardston, MA	Bulk	12-0-39	11.2-0-39.9	Fail
Grand Falls Agromart LTD	Grand Falls, NB	Bulk	14-10-13	14.02-10.70-13.69	Pass
Grand Falls Agromart LTD	Grand Falls, NB	Bulk	0-0-60	0-0-62.1	Pass
Grand Falls Agromart LTD	Grand Falls, NB	Bulk	11-52-0	11.2-51.4-0	Pass
Grand Falls Agromart LTD	Grand Falls, NB	Bulk	18-46-0	17.8-46.3-0	Pass
Grand Falls Agromart LTD	Grand Falls, NB	Bulk	46-0-0	46.9-0-0	Pass
Grand Falls Agromart LTD	Grand Falls, NB	Bulk	34-0-0	33.7-0-0	Pass
Grand Falls Agromart LTD	Grand Falls, NB	Bulk	12-40-0	11.9-39.6-0	Pass
Grand Falls Agromart LTD	Grand Falls, NB	Bulk	15-9-11	15.90-9.34-10.70	Pass

FERTILIZER PROGRAM SUMMARY REPORT

Grand Falls Agromart LTD	Grand Falls, NB	Bulk	14-8-12	15.19-9.02-11.48	Pass
Grand Falls Agromart LTD	Grand Falls, NB	Bulk	14-11-14	13.92-11.75-14.81	Pass
Grand Falls Agromart LTD	Grand Falls, NB	Bulk	13-10-15	13.52-11.01-15.67	Pass
Grand Falls Agromart LTD	Grand Falls, NB	Bulk	13-10-13	13.34-10.85-15.50	Pass
Grand Falls Agromart LTD	Grand Falls, NB	Bulk	10-13-16	10.72-13.11-16.18	Pass
Grand Falls Agromart LTD	Grand Falls, NB	Bulk	14-7-14	13.67-7.36-14.73	Pass
Hartland Agromart LTD	Hartland, NB	Bulk	15-13-17	15.17-12.99-16.85	Pass
Hartland Agromart LTD	Hartland, NB	Bulk	14-5-15	14.80-5.74-14.93	Pass
Hartland Agromart LTD	Hartland, NB	Bulk	14-14-18	13.44-14.06-20.21	Pass
Hartland Agromart LTD	Hartland, NB	Bulk	16-12.2-17.8	15.89-11.63-17.84	Pass
Hartland Agromart LTD	Hartland, NB	Bulk	0-0-60	0-0-62.6	Pass
Hartland Agromart LTD	Hartland, NB	Bulk	18-46-0	17.6-45.2-0	Pass
Hartland Agromart LTD	Hartland, NB	Bulk	0-0-21	0-0-21.7	Pass
Hartland Agromart LTD	Hartland, NB	Bulk	21-0-21	21.6-0-20.8	Pass
Hartland Agromart LTD	Hartland, NB	Bulk	46-0-0	47.0-0-0	Pass
Hartland Agromart LTD	Hartland, NB	Bulk	21-0-0	21.5-0-0	Pass
Hartland Agromart LTD	Hartland, NB	Bag	10-15-15	12.6-19.9-14.2	Pass
Hartland Agromart LTD	Hartland, NB	Bulk	14-10-11	15.7-10.6-10.6	Pass
Hartland Agromart LTD	Hartland, NB	Bulk	13-11-17	13.5-10.4-17.6	Pass
Hartland Agromart LTD	Hartland, NB	Bulk	12-12-16	11.8-11.1-16.0	Fail
Maine Potato Growers Inc	Presque Isle, ME	Bag	5-10-10	7.75-15.0-12.7	Pass
Maine Potato Growers Inc	Presque Isle, ME	Bag	15-15-15	19.0-13.3-16.1	Fail
Maine Potato Growers Inc	Presque Isle, ME	Bag	28-0-8	25.8-0-8.42	Fail
McCain Fertilizer	Florenceville, NB	Bulk	15-12-17	14.81-11.76-16.82	Pass
McCain Fertilizer	Florenceville, NB	Bulk	13-16-17	13.44-16.52-17.21	Pass
McCain Fertilizer	Florenceville, NB	Bulk	14-12-17	13.81-11.82-16.91	Pass
McCain Fertilizer	Florenceville, NB	Bulk	11-13-21	10.92-12.45-20.18	Pass
McCain Fertilizer	Florenceville, NB	Bulk	14-14-17	14.23-15.32-18.41	Pass
McCain Fertilizer	Florenceville, NB	Bulk	16-11-15	16.20-10.78-15.18	Pass
McCain Fertilizer	Florenceville, NB	Bulk	15-14-15	14.74-13.77-15.55	Pass
McCain Fertilizer	Florenceville, NB	Bulk	14-10-15	14.77-9.71-15.14	Pass
McCain Fertilizer	Florenceville, NB	Bulk	14-12-17	13.96-11.47-18.42	Pass
McCain Fertilizer	Florenceville, NB	Bulk	16-11-15	15.42-11.98-15.43	Pass
McCain Fertilizer	Florenceville, NB	Bag	20-10-20	21.5-10.7-19.2	Pass
McCain Fertilizer	Florenceville, NB	Bag	24-6-12	28.7-5.60-12.3	Pass
McCain Fertilizer	Florenceville, NB	Bulk	17-17-44	16.35-42.20-0.32	Fail
McCain Fertilizer	Florenceville, NB	Bulk	14-14-17	13.27-13.29-18.70	Fail
McCain Fertilizer	Florenceville, NB	Bulk	11-22-22	10.19-20.52-20.64	Fail
Nachurs Alpine Solutions	Marion, OH	Liquid	10-10-10	10.2-10.2-10.5	Pass
Northeast Agricultural Sales	Detroit, ME	Bulk	14-8-14	15.82-9.06-14.09	Pass
Northeast Agricultural Sales	Detroit, ME	Bulk	17-10-14	17.23-10.76-16.25	Pass
Northeast Agricultural Sales	Detroit, ME	Bulk	13-33-15	13.22-32.97-14.95	Pass
Northeast Agricultural Sales	Detroit, ME	Bulk	46-0-0	46.9-0-0	Pass
Northeast Agricultural Sales	Detroit, ME	Bulk	0-0-60	0-0-59.4	Pass
Northeast Agricultural Sales	Detroit, ME	Bulk	26-0-26	25.79-0-26.91	Pass

FERTILIZER PROGRAM SUMMARY REPORT

Northeast Agricultural Sales	Detroit, ME	Bulk	15-10-15	14.74-9.81-15.79	Pass
Northeast Agricultural Sales	Detroit, ME	Bulk	33-0-0	33.30-0-0	Pass
Northeast Agricultural Sales	Detroit, ME	Bulk	26-0-26	25.28-0-26.63	Pass
Northeast Agricultural Sales	Detroit, ME	Bulk	0-0-60	0-0-61.5	Pass
Northeast Agricultural Sales	Detroit, ME	Bulk	45-0-0	46.7-0-0	Pass
Northeast Agricultural Sales	Detroit, ME	Bulk	23-12-18	23.7-14.0-16.4	Fail
Northeast Agricultural Sales	Detroit, ME	Bulk	11-52-0	10.9-48.8-0	Fail
Northeast Agricultural Sales	Detroit, ME	Bulk	14.9-13.2-13.3	14.21-13.36-13.85	Fail
Northeast Agricultural Sales	Detroit, ME	Bag	10-20-10	8.91-15.3-10.7	Fail
Northeast Agricultural Sales	Detroit, ME	Bag	15-8-12	18.8-9.93-10.9	Fail
Northeast Agricultural Sales	Detroit, ME	Bag	15-6-15	12.7-5.53-12.3	Fail
Northeast Agricultural Sales	Detroit, ME	Bulk	18-7-28	15.4-8.05-27.8	Fail
Northeast Agricultural Sales	Detroit, ME	Bag	8-1-1	6.86-2.91-2.93	Fail
Northeast Agricultural Sales	Detroit, ME	Bag	23-12-18	24.8-12.2-15.1	Fail
The Agromart Group	Grand Falls, NB	Bag	6-12-24	6.37-12.2-26.7	Pass
The Agromart Group	Grand Falls, NB	Bag	6-16-6	7.64-18.8-11.7	Pass
Yara North America Inc	Tampa, FL	Bag	15.5-0-0	15.7-0-0	Pass



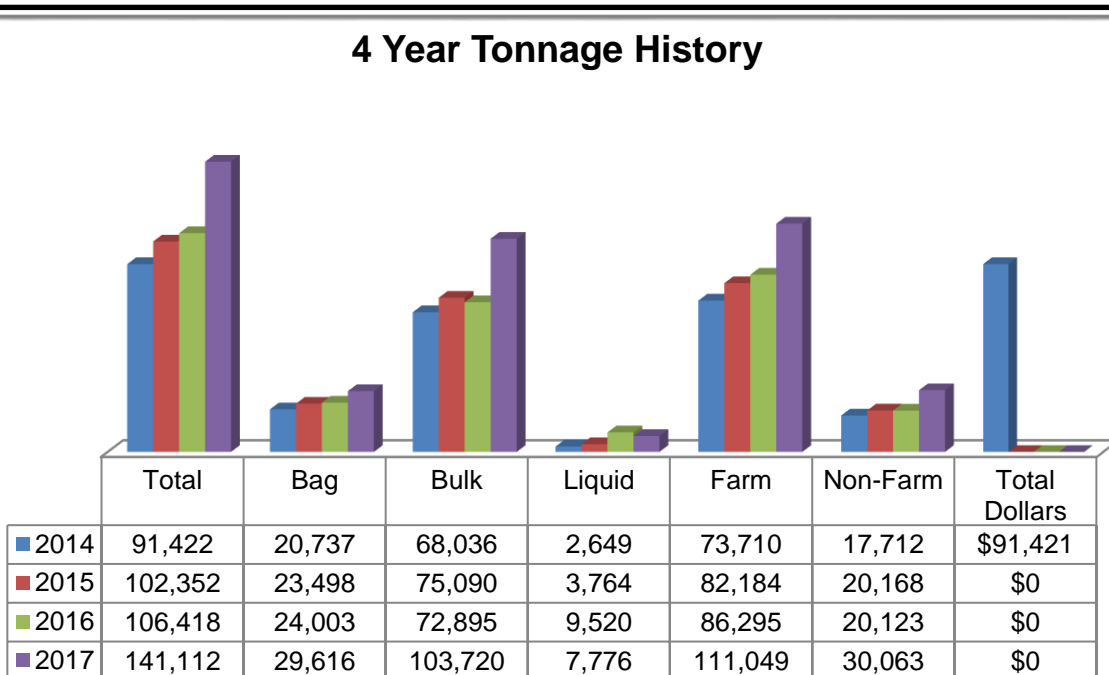
FERTILIZER PROGRAM SUMMARY REPORT

TONNAGE DATA

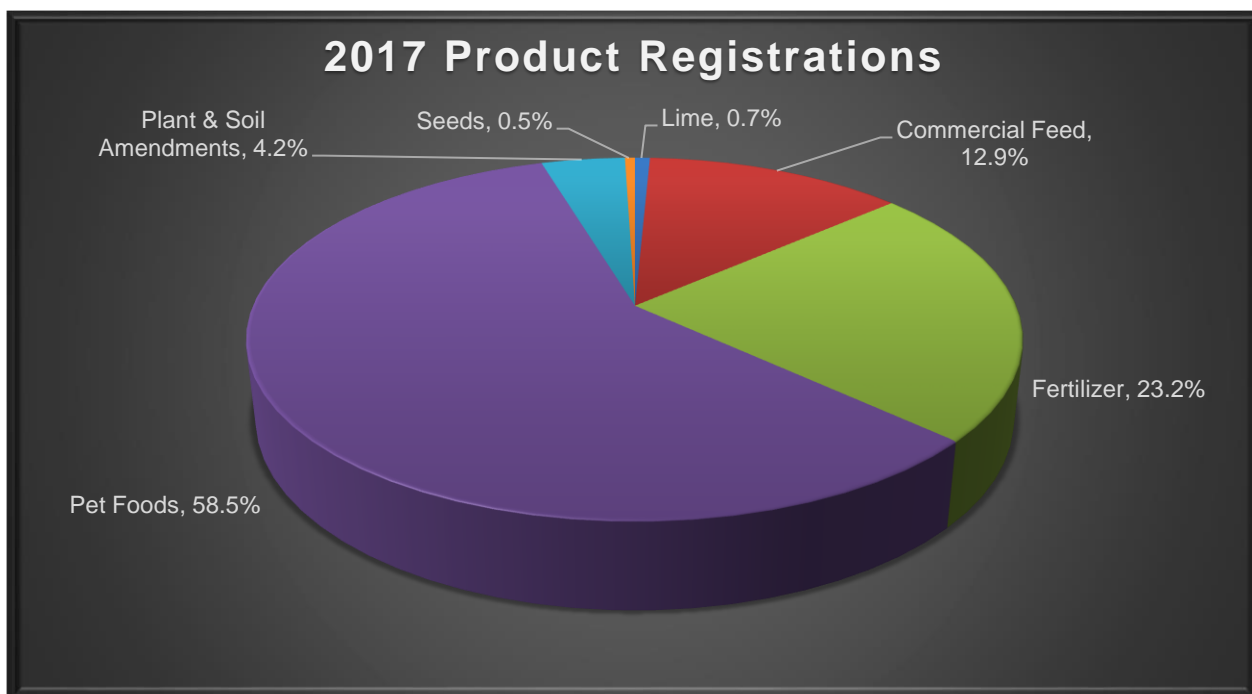
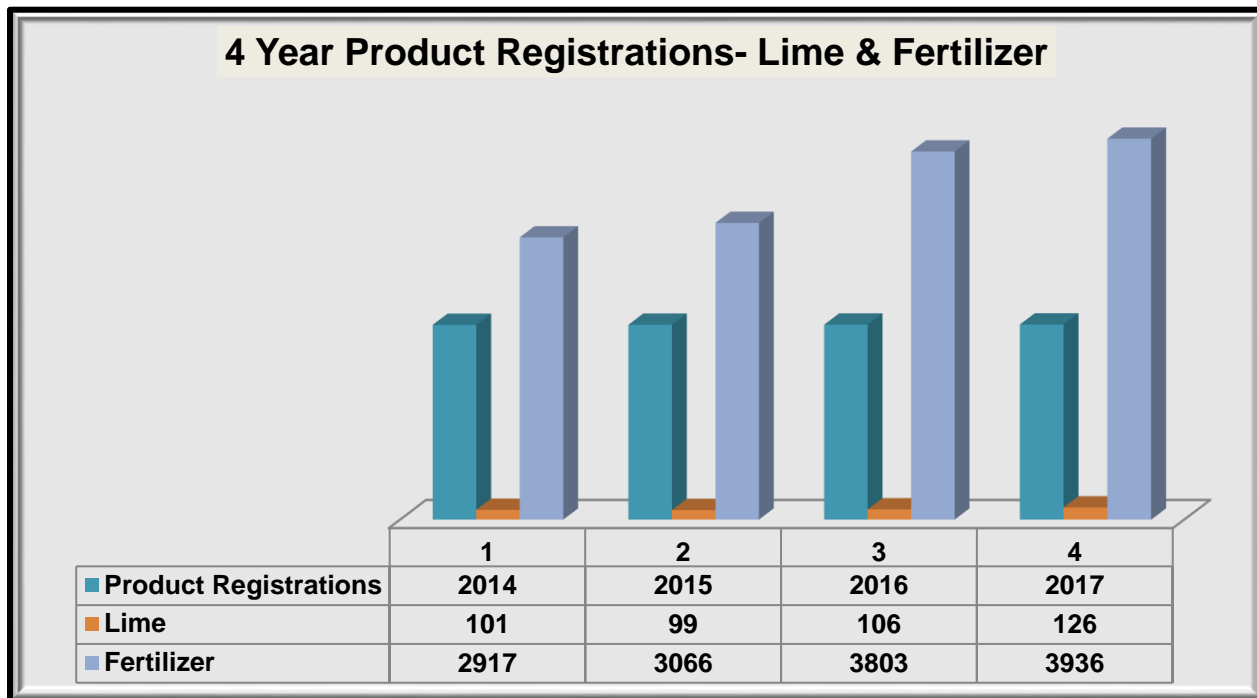
TOTAL FERTILIZER SUMMARY
 DIVISION OF QUALITY ASSURANCE & REGULATIONS - MAINE
From: July, 2016 To June, 2017

	CONTAINER			USE		
	TOTAL	BAG	BULK	LIQUID	FARM	NON FARM
MULTI-NUTRIENT	53,364.00	14,217.00	37,166.00	1,981.00	36,196.00	17,168.00
NITROGEN	14,623.00	1,107.00	12,785.00	731.00	14,168.00	455.00
PHOSPHATE	65.00	51.00	1.00	13.00	45.00	20.00
POTASH	14,658.00	189.00	14,429.00	40.00	14,490.00	168.00
ORGANICS	4,509.00	4,375.00	125.00	9.00	117.00	4,392.00
SEC/MICRO	5,593.00	4,931.00	568.00	94.00	750.00	4,843.00
LIME	34,177.00	2,686.00	31,490.00	1.00	32,597.00	1,580.00
MISCELLANEOUS	14,123.00	2,060.00	7,156.00	4,907.00	12,686.00	1,437.00
TOTAL	141,112.00	29,616.00	103,720.00	7,776.00	111,049.00	30,063.00

4 Year Tonnage History



PRODUCT REGISTRATION



FERTILIZER PROGRAM SUMMARY REPORT

Product Registrations by Year				
	2014	2015	2016	2017
Lime	101	99	106	126
Commercial Feed	1872	1964	2164	2179
Fertilizer	2917	3066	3803	3936
Pet Foods	7844	8329	9961	9916
Plant & Soil Amendments	477	614	684	705
Seeds	87	86	87	84
Totals	13298	14158	16805	16946

