

MAINE STATE LEGISLATURE

The following document is provided by the
LAW AND LEGISLATIVE DIGITAL LIBRARY
at the Maine State Law and Legislative Reference Library
<http://legislature.maine.gov/lawlib>



Reproduced from electronic originals
(may include minor formatting differences from printed original)



2020 REPORTABLE INFECTIOUS DISEASES IN MAINE



**Reportable Infectious Diseases
in Maine 2020 Summary**

Editors: Sara Robinson, MPH
Megan Porter, DVM
Contributors: Division of Disease
Surveillance

2021 Maine Center for
Disease Control and Prevention
286 Water Street
State House Station 11
Augusta, ME 04333-0011
www.maine.gov/idepi
800-821-5821

Table of Contents

Introduction	2
2020 Infectious Disease Surveillance Highlights	4
Data Tables	
Counts of Selected Reportable Diseases by Year	6
Rates of Selected Reportable Diseases by Year	8
Demographic Tables	
Cases of Reported Diseases by Age and Gender	10
Cases of Reported Diseases by Race and Ethnicity	12
2020 Outbreaks	14
County Specific Information	15
Androscoggin County	16
Aroostook County	18
Cumberland County	20
Franklin County	22
Hancock County	24
Kennebec County	26
Knox County	28
Lincoln County	30
Oxford County	32
Penobscot County	34
Piscataquis County	36
Sagadahoc County	38
Somerset County	40
Waldo County	42
Washington County	44
York County	46
Highlights for 2020	
COVID-19 Timeline	48
Workgroup Summaries	52
Maine’s Ryan White Part B and AIDS Drug Assistance Program	54
Hepatitis A in Maine, 2020	56
COVID-19 Millinocket-Area Wedding Reception Outbreak	58
Notifiable Diseases and Conditions	59

Thank you

Maine Center for Disease Control and Prevention (Maine CDC) annually publishes a report on infectious diseases in Maine. This report is prepared by the Division of Disease Surveillance and is intended to provide an overview of notifiable infectious diseases of public health importance in Maine.

We could not produce this report without the continued support of our healthcare and public health partners throughout the state. We greatly appreciate all the laboratories, healthcare providers, childcare centers, school nurses, veterinarians, and others who provide disease surveillance information. Partners spend considerable time assisting Maine CDC with infectious disease investigations and disease control measures that affect Maine residents. Public health partners' active and critical role in the infectious disease surveillance cycle informs statewide policies and programs that protect our residents from infectious diseases through health promotion, disease prevention, early detection, containment, and treatment.

The COVID-19 pandemic response during 2020 shone a spotlight on the importance of this work in protecting the people of Maine from infectious diseases. We appreciate and encourage your vigilance in this effort through timely, complete, and accurate notifiable infectious disease reporting. It is through these collaborative efforts that we can respond to emerging infectious disease threats and prevent outbreaks.

We hope you find this report useful as we all work to protect and promote the health of Maine's residents. As always, we welcome your feedback on how we can provide more useful disease information to you, our partners.

Maine CDC updated the Notifiable Diseases and Conditions List to match the new Control of Notifiable Diseases and Conditions Rule, which went into effect on February 17, 2021. For more information on what, when, and how to report infectious diseases, please see the updated version of the Notifiable Diseases and Conditions List on Page 59 of this report, visit our website at www.maine.gov/idepi, or call 1-800-821-5821.



Ann Farmer, MS

Associate Director, Division of Disease Surveillance

Maine Center for Disease Control and Prevention



2020 Infectious Disease Surveillance Highlights

25,680

Disease reports investigated by Maine CDC staff including STD cases.



23,725

Met a probable or confirmed case definition.

795

Potential outbreaks investigated by Maine CDC staff.



648

Classified as outbreaks.

14,050

Disease reports handled without a full investigation by staff.*



12,587

Met a probable or confirmed case definition.

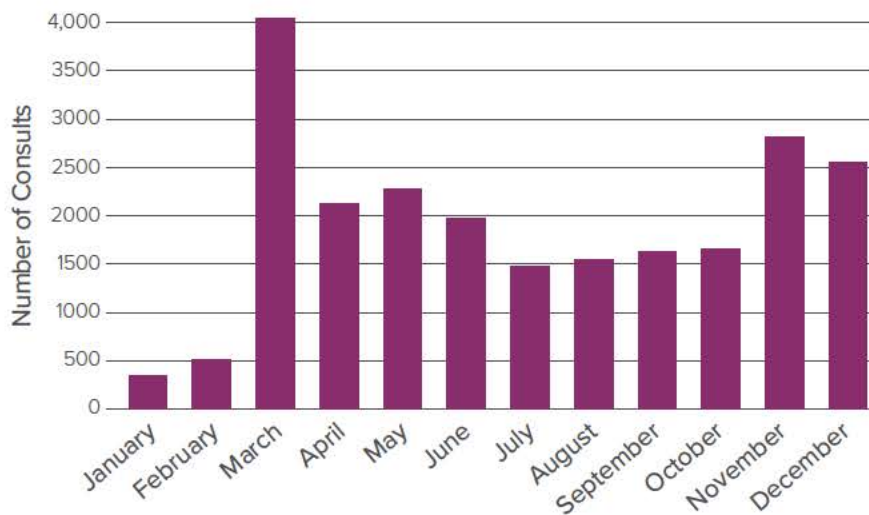
*Handled either through passive surveillance or laboratory reports. The main diseases include chlamydia, hepatitis C, Lyme disease, rabies post-exposure prophylaxis, and some varicella and invasive MRSA cases.



147

NUMBER OF MAINE CDC INVESTIGATORS WHO INVESTIGATED AT LEAST ONE CASE

2020 MAINE CDC INFECTIOUS DISEASE PROGRAM CONSULTS: **22,718**



Most Common Topic:
Coronavirus Disease 2019 (COVID-19)

89%

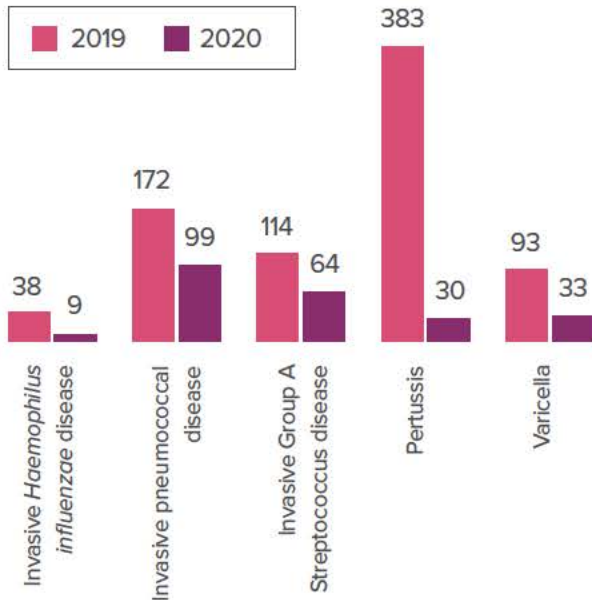
TOP 5 non-COVID

Rabies (4.1%), Hepatitis A, Influenza, Tuberculosis, and Lyme disease

DRAMATIC DECREASE

IN THE NUMBER OF NON-COVID-19 ACUTE RESPIRATORY DISEASE CASES IN 2020

Demonstrates the added benefit of the standard precautions taken against COVID-19, such as social distancing, staying home when sick, and wearing a face covering.



Influenza for 2019-2020 season vs. 2020-2021 season

	(2019-20)	(2020-21)
Positive flu reports:	10,100+	176
Influenza-related hospitalizations:	500+	4
Influenza-related outbreaks:	80+	0
Influenza-related deaths:	42	0

Dramatic increase in Hepatitis A cases from

47 ↗ **145**



2019



2020



Five health alerts issued about cases in food workers in 2020



All tickborne disease cases **DECREASED IN 2020**

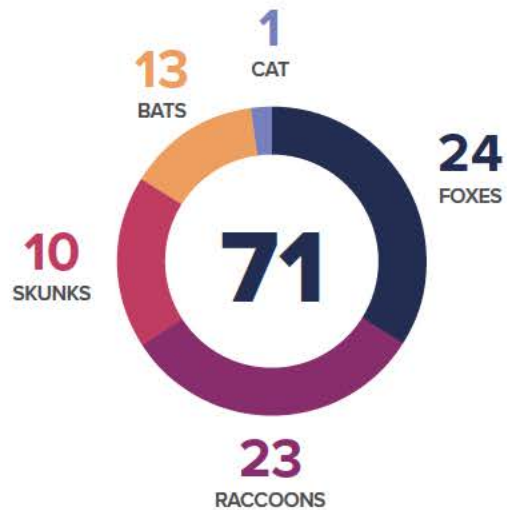
This is likely due to multiple factors, including changes in healthcare-seeking behavior and drought conditions in the summer of 2020.



ONE

case of Powassan Encephalitis investigated and confirmed.

Animals tested positive for rabies at Maine Health and Environmental Testing Laboratory (HETL)



Dramatic increase in acute Hepatitis C cases from

59 ↗ **206**



2019



2020

Counts of Selected* Reportable Diseases by Year

MAINE, 2011-2020**

CONDITION	2011	2012	2013	2014	2015	2016	2017	2018	2019	2020
Coronavirus Disease 2019 (COVID-19)	0	0	0	0	0	0	0	0	0	27211
<i>Anaplasma phagocytophilum</i>	26	52	94	191	185	372	663	476	685	443
Babesiosis	9	10	36	42	55	82	118	101	138	67
Brucellosis	0	0	0	0	0	0	1	0	0	0
Campylobacteriosis	195	189	229	225	221	255	234	247	191	177
Carbapenem-resistant <i>Enterobacteriaceae</i> (CRE)***	NR	NR	NR	NR	12	51	58	92	155	151
Chikungunya	0	0	1	6	2	0	1	2	0	0
<i>Chlamydia trachomatis</i> infection	3101	3413	3440	3491	3851	4152	4555	4345	3989	3466
Creutzfeldt-Jakob Disease (CJD)	0	0	1	1	1	0	0	0	0	0
Cryptosporidiosis	51	58	35	51	34	55	45	60	71	72
Cyclosporiasis	0	0	0	7	1	3	0	0	0	0
Dengue	0	0	1	1	5	2	0	3	1	0
Eastern Equine Encephalitis	0	0	0	1	1	0	0	0	0	0
Ehrlichiosis	1	3	4	8	5	7	10	19	13	2
Giardiasis	171	169	218	154	116	137	129	163	142	139
Gonorrhea	273	456	246	236	422	444	577	686	545	520
Group A <i>Streptococcus</i> , invasive	43	37	37	53	56	60	56	85	114	64
<i>Haemophilus influenzae</i> , invasive	26	23	25	21	39	29	34	24	38	9
Hantavirus	1	0	0	0	0	0	0	0	0	0
Hemolytic uremic syndrome	2	2	2	1	7	2	2	0	1	0
Hepatitis A, acute	6	9	10	8	8	8	7	9	47	145
Hepatitis B, acute	8	9	11	12	9	53	77	52	58	40
Hepatitis B, chronic	105	105	106	108	107	158	179	201	165	124
Hepatitis B, perinatal infection	0	0	0	0	0	0	0	0	1	0
Hepatitis C, acute	12	12	9	31	29	37	33	39	59	206
Hepatitis C, chronic	1085	1149	1237	1411	1446	1647	1870	1867	1911	1415
Hepatitis C, perinatal infection	0	0	0	0	0	0	0	0	4	7
Hepatitis D, acute	1	0	0	0	0	0	0	0	0	1
Hepatitis E, acute	1	0	0	0	0	1	0	0	2	0
HIV Infection	51	46	33	61	48	53	29	30	29	16
Influenza Associated Pediatric Mortality	0	0	0	1	0	1	0	0	1	1

NR = not reportable; NA = not available

CONDITION	2011	2012	2013	2014	2015	2016	2017	2018	2019	2020
Invasive Pneumococcal Disease	136	102	121	137	135	133	141	132	172	99
Jamestown Canyon	0	0	0	0	0	0	2	1	0	0
Legionellosis	18	18	23	19	16	16	16	34	30	11
Listeriosis	4	5	4	8	7	11	5	7	5	6
Lyme disease	1013	1113	1384	1412	1216	1498	1859	1411	2175	1127
Malaria	6	5	10	7	7	10	18	9	15	2
Measles (Rubeola)	0	0	0	0	0	0	1	0	2	0
Mumps	2	0	1	0	0	34	1	4	5	2
<i>Neisseria meningitidis</i> , invasive (Mening. disease)	5	3	4	2	4	1	1	1	5	2
Novel Influenza A Virus Infections	3	0	0	0	0	0	0	0	0	0
Pertussis	205	737	332	557	281	259	411	446	383	30
Powassan	0	0	1	0	1	1	3	0	2	1
Psittacosis (Ornithosis)	0	0	0	0	0	0	0	0	0	1
Q fever	2	0	0	0	0	0	0	1	0	1
Rabies PEP	145	190	128	107	112	131	108	152	147	129
Rabies, animal	66	91	50	44	28	66	61	76	89	71
<i>S. aureus</i> , methicillin resistant (MRSA), invasive	121	116	130	143	191	178	180	244	241	274
<i>S. aureus</i> , vancomycin intermediate resistance (VISA)	0	0	0	1	2	1	0	0	0	1
Salmonellosis	134	161	131	127	123	123	102	119	142	111
Shiga toxin-producing <i>Escherichia coli</i> (STEC)	28	20	27	33	29	37	34	37	27	11
Shigellosis	32	7	5	29	4	2	13	7	12	4
Spotted Fever Rickettsiosis	1	3	2	3	1	4	3	10	5	0
Syphilis	19	20	17	15	49	48	83	104	108	66
Tetanus	0	0	1	0	0	1	1	0	0	0
Trichinosis (Trichinellosis)	1	0	0	0	0	0	0	0	0	0
Tuberculosis	9	17	15	14	18	23	14	14	18	17
Tularemia	0	0	0	0	0	0	0	0	1	0
Varicella (Chickenpox)	0	258	140	207	233	228	198	250	93	33
Vibriosis	4	10	9	9	6	7	7	14	9	12
West Nile	0	1	0	0	1	0	0	2	0	1

* Maine did not have any cases of the following reportable conditions in the last ten years:

- Anthrax
- Botulism
- Chancroid
- Diphtheria
- Hepatitis D, chronic
- Leptospirosis
- Plague
- Polio
- Rabies, human
- Ricin
- Rubella
- Smallpox
- Saint Louis Encephalitis
- Shellfish Poisoning
- Viral Hemorrhagic Fever
- Western Equine Encephalitis
- Yellow Fever

** Counts are updated annually. Data as of 8/15/2021.

*** CRE became reportable as of September 8, 2015 so the 2015 numbers do not represent a full year.

Rates of Selected* Reportable Diseases by Year

MAINE, 2011-2020*

(PER 100,000 PERSONS)

CONDITION	2011	2012	2013	2014	2015	2016	2017	2018	2019	2020
Coronavirus Disease 2019 (COVID-19)	0.0	0.0	0.0	0.0	0.0	0.0	0.0	0.0	0.0	2024.3
<i>Anaplasma phagocytophilum</i>	2.0	3.9	7.1	14.4	13.9	27.9	49.6	35.6	51.0	33.0
Babesiosis	0.7	0.8	2.7	3.2	4.1	6.2	8.8	7.5	10.3	5.0
Brucellosis	0.0	0.0	0.0	0.0	0.0	0.0	0.1	0.0	0.0	0.0
Campylobacteriosis	14.7	14.2	17.2	16.9	16.6	19.2	17.5	18.5	14.2	13.2
Carbapenem-resistant <i>Enterobacteriaceae</i> (CRE)***	NR	NR	NR	NR	0.9	3.8	4.3	6.9	11.5	11.2
Chikungunya	0.0	0.0	0.1	0.5	0.2	0.0	0.1	0.1	0.0	0.0
<i>Chlamydia trachomatis</i> infection	233.5	256.8	258.8	262.3	289.7	311.8	341.0	324.6	296.8	257.8
Creutzfeldt-Jakob Disease (CJD)	0.0	0.0	0.1	0.1	0.1	0.0	0.0	0.0	0.0	0.0
Cryptosporidiosis	3.8	4.4	2.6	3.8	2.6	4.1	3.4	4.5	5.3	5.4
Cyclosporiasis	0.0	0.0	0.0	0.5	0.1	0.2	0.0	0.0	0.0	0.0
Dengue	0.0	0.0	0.1	0.1	0.4	0.2	0.0	0.2	0.1	0.0
Eastern Equine Encephalitis	0.0	0.0	0.0	0.1	0.1	0.0	0.0	0.0	0.0	0.0
Ehrlichiosis	0.1	0.2	0.3	0.6	0.4	0.5	0.7	1.4	1.0	0.1
Giardiasis	12.9	12.7	16.4	11.6	8.7	10.3	9.7	12.2	10.6	10.3
Gonorrhea	20.6	34.3	18.5	17.7	31.7	33.3	43.2	51.3	40.5	38.7
Group A <i>Streptococcus</i> , invasive	3.2	2.8	2.8	4.0	4.2	4.5	4.2	6.4	8.5	4.8
<i>Haemophilus influenzae</i> , invasive	2.0	1.7	1.9	1.6	2.9	2.2	2.5	1.8	2.8	0.7
Hantavirus	0.1	0.0	0.0	0.0	0.0	0.0	0.0	0.0	0.0	0.0
Hemolytic uremic syndrome	0.2	0.2	0.2	0.1	0.5	0.2	0.1	0.0	0.1	0.0
Hepatitis A, acute	0.5	0.7	0.8	0.6	0.6	0.6	0.5	0.7	3.5	10.8
Hepatitis B, acute	0.6	0.7	0.8	0.9	0.7	4.0	5.8	3.9	4.3	3.0
Hepatitis B, chronic	7.9	7.9	8.0	8.1	8.0	11.9	13.4	15.0	12.3	9.2
Hepatitis B, perinatal infection	0.0	0.0	0.0	0.0	0.0	0.0	0.0	0.0	0.1	0.0
Hepatitis C, acute	0.9	0.9	0.7	2.3	2.2	2.8	2.5	2.9	4.4	15.3
Hepatitis C, chronic	81.7	86.5	93.1	106.0	108.8	123.7	140.0	139.5	142.2	105.3
Hepatitis C, perinatal infection	0.0	0.0	0.0	0.0	0.0	0.0	0.0	0.0	0.3	0.5
Hepatitis D, acute	0.1	0.0	0.0	0.0	0.0	0.0	0.0	0.0	0.0	0.1
Hepatitis E, acute	0.1	0.0	0.0	0.0	0.0	0.1	0.0	0.0	0.1	0.0
HIV Infection	3.8	3.5	2.5	4.6	3.6	4.0	2.2	2.2	2.2	1.2
Influenza Associated Pediatric Mortality	0.0	0.0	0.0	0.1	0.0	0.1	0.0	0.0	0.1	0.1

NR = not reportable; NA = not available

CONDITION	2011	2012	2013	2014	2015	2016	2017	2018	2019	2020
Invasive Pneumococcal Disease	10.2	7.7	9.1	10.3	10.2	10.0	10.6	9.9	12.8	7.4
Jamestown Canyon	0.0	0.0	0.0	0.0	0.0	0.0	0.1	0.1	0.0	0.0
Legionellosis	1.4	1.4	1.7	1.4	1.2	1.2	1.2	2.5	2.2	0.8
Listeriosis	0.3	0.4	0.3	0.6	0.5	0.8	0.4	0.5	0.4	0.4
Lyme disease	76.3	83.8	104.1	106.1	91.5	112.5	139.2	105.4	161.8	83.8
Malaria	0.5	0.4	0.8	0.5	0.5	0.8	1.3	0.7	1.1	0.1
Measles (Rubeola)	0.0	0.0	0.0	0.0	0.0	0.0	0.1	0.0	0.1	0.0
Mumps	0.2	0.0	0.1	0.0	0.0	2.6	0.1	0.3	0.4	0.1
<i>Neisseria meningitidis</i> , invasive (Mening. disease)	0.4	0.2	0.3	0.2	0.3	0.1	0.1	0.1	0.4	0.1
Novel Influenza A Virus Infections	0.2	0.0	0.0	0.0	0.0	0.0	0.0	0.0	0.0	0.0
Pertussis	15.4	55.5	25.0	41.9	21.1	19.5	30.8	33.3	28.5	2.2
Powassan	0.0	0.0	0.1	0.0	0.1	0.1	0.2	0.0	0.1	0.1
Psittacosis (Ornithosis)	0.0	0.0	0.0	0.0	0.0	0.0	0.0	0.0	0.0	0.1
Q fever	0.2	0.0	0.0	0.0	0.0	0.0	0.0	0.1	0.0	0.1
Rabies PEP	10.9	14.3	9.6	8.0	8.4	9.8	8.1	11.4	10.9	9.6
Rabies, animal	NA	NA	NA	NA	NA	NA	NA	NA	NA	NA
<i>S. aureus</i> , methicillin resistant (MRSA), invasive	9.1	8.7	9.8	10.7	14.4	13.4	13.5	18.2	17.9	20.4
<i>S. aureus</i> , vancomycin intermediate resistance (VISA)	0.0	0.0	0.0	0.1	0.2	0.1	0.0	0.0	0.0	0.1
Salmonellosis	10.1	12.1	9.9	9.5	9.3	9.2	7.6	8.9	10.6	8.3
Shiga toxin-producing <i>Escherichia coli</i> (STEC)	2.1	1.5	2.0	2.5	2.2	2.8	2.5	2.8	2.0	0.8
Shigellosis	2.4	0.5	0.4	2.2	0.3	0.2	1.0	0.5	0.9	0.3
Spotted Fever Rickettsiosis	0.1	0.2	0.2	0.2	0.1	0.3	0.2	0.7	0.4	0.0
Syphilis	1.4	1.5	1.3	1.1	3.7	3.6	6.2	7.8	8.0	4.9
Tetanus	0.0	0.0	0.1	0.0	0.0	0.1	0.1	0.0	0.0	0.0
Trichinosis (Trichinellosis)	0.1	0.0	0.0	0.0	0.0	0.0	0.0	0.0	0.0	0.0
Tuberculosis	0.7	1.3	1.1	1.1	1.4	1.7	1.0	1.0	1.3	1.3
Tularemia	0.0	0.0	0.0	0.0	0.0	0.0	0.0	0.0	0.1	0.0
Varicella (Chickenpox)	0.0	19.4	10.5	15.6	17.5	17.1	14.8	18.7	6.9	2.5
Vibriosis	0.3	0.8	0.7	0.7	0.5	0.5	0.5	1.0	0.7	0.9
West Nile	0.0	0.1	0.0	0.0	0.1	0.0	0.0	0.1	0.0	0.1

* Maine did not have any cases of the following reportable conditions in the last ten years:

- Anthrax
- Botulism
- Chancroid
- Diphtheria
- Hepatitis D, chronic
- Leptospirosis
- Plague
- Polio
- Rabies, human
- Ricin
- Rubella
- Smallpox
- Saint Louis Encephalitis
- Shellfish Poisoning
- Viral Hemorrhagic Fever
- Western Equine Encephalitis
- Yellow Fever

** Counts are updated annually. Data as of 8/15/2021.

*** CRE became reportable as of September 8, 2015 so the 2015 numbers do not represent a full year.

Cases of Reported Diseases by Age and Gender

MAINE, 2020

CONDITION	GENDER		AGE GROUP							
	F	M	0-4 years	5-14 years	15-24 years	25-34 years	35-44 years	45-54 years	55-64 years	65+ years
Coronavirus Disease 2019 (COVID-19)	14359	12849	519	1509	4295	4389	3574	3924	4096	4905
<i>Anaplasma phagocytophilum</i>	168	275	1	8	6	12	23	41	91	261
Babesiosis	31	36	0	2	0	0	1	5	14	45
<i>Borrelia miyamotoi</i>	5	7	1	0	0	0	1	1	0	9
Campylobacteriosis	88	89	13	4	24	24	15	25	28	44
Carbapenem-resistant <i>Enterobacteriaceae</i> (CRE)	90	61	2	1	1	5	9	13	19	101
<i>Chlamydia trachomatis</i> infection	2279	1186	1	28	2150	925	263	65	29	5
Cryptosporidiosis	42	30	8	12	9	16	8	6	3	10
Ehrlichiosis	1	1	0	0	0	0	0	0	1	1
Ehrlichiosis/Anaplasmosis, undetermined	0	2	0	1	0	0	0	0	0	1
Emerging Infection	2	2	1	1	0	0	0	0	2	0
Giardiasis	68	71	5	9	6	19	15	26	26	33
Gonorrhea	213	307	0	2	187	191	92	37	10	1
Group A <i>Streptococcus</i> , invasive	31	33	1	2	6	12	8	8	7	20
<i>Haemophilus influenzae</i> , invasive	2	7	1	0	0	2	1	0	1	4
Hemolytic uremic syndrome	0	1	0	0	0	0	0	0	1	0
Hepatitis A, acute	66	79	0	0	6	55	45	20	12	7
Hepatitis B, acute	16	24	0	0	0	9	19	7	5	0
Hepatitis B, chronic	44	80	1	1	6	19	43	27	13	14
Hepatitis C, acute	66	140	0	0	20	94	60	22	6	4
Hepatitis C, chronic	586	829	3	4	69	420	337	176	219	187
Hepatitis C, perinatal infection	5	2	7	0	0	0	0	0	0	0
Hepatitis D, acute	0	1	0	0	0	0	0	1	0	0
HIV	4	12	1	0	1	4	4	1	3	2
Influenza Associated Pediatric Mortality	1	0	1	0	0	0	0	0	0	0
Invasive Pneumococcal Disease	37	62	0	1	1	8	9	11	31	38
Legionellosis	2	9	0	0	0	0	1	3	2	5

CONDITION	GENDER		AGE GROUP							
	F	M	0-4 years	5-14 years	15-24 years	25-34 years	35-44 years	45-54 years	55-64 years	65+ years
Listeriosis	3	3	1	0	0	1	0	1	0	3
Lyme disease	503	624	39	148	68	76	110	127	194	365
Malaria	1	1	0	0	0	0	1	1	0	0
Multisystem Inflammatory Syndrome (MIS)	1	0	0	0	0	1	0	0	0	0
Mumps	1	1	0	0	0	0	0	1	0	1
<i>Neisseria meningitidis</i> , invasive (Mening. disease)	1	1	1	0	0	0	0	1	0	0
Pertussis	19	11	9	10	8	1	0	0	1	1
Powassan	0	1	0	0	0	0	0	0	0	1
Psittacosis (Ornithosis)	0	1	0	0	0	0	1	0	0	0
Q fever	1	0	0	0	0	0	1	0	0	0
Rabies PEP	68	61	7	11	12	23	23	14	12	27
Rabies, animal	NA	NA	NA	NA	NA	NA	NA	NA	NA	NA
<i>S. aureus</i> , methicillin resistant (MRSA), invasive	108	166	6	1	8	42	34	36	41	106
<i>S. aureus</i> , vancomycin intermediate susc (VISA)	0	1	0	0	0	0	0	0	0	1
Salmonellosis	61	50	9	8	6	10	11	21	20	26
Shiga toxin-producing <i>Escherichia coli</i> (STEC)	5	6	1	0	0	2	0	1	2	5
Shigellosis	1	3	0	0	0	0	1	1	0	2
Streptococcal toxic-shock syndrome	3	6	0	0	0	2	1	2	2	2
Syphilis	2	64	0	0	8	19	13	19	4	3
Tuberculosis	8	9	0	0	1	5	2	3	3	3
Varicella (Chickenpox)	19	14	15	10	4	0	1	3	0	0
Vibriosis	2	10	1	0	0	2	2	1	2	4
West Nile	0	1	0	0	0	0	0	0	0	1

* Maine did not have any cases of the following reportable conditions in the last ten years:

- Anthrax
- Botulism
- Chancroid
- Diphtheria
- Hepatitis D, chronic
- Leptospirosis
- Plague
- Polio
- Rabies, human
- Ricin
- Rubella
- Smallpox
- Saint Louis Encephalitis
- Shellfish Poisoning
- Viral Hemorrhagic Fever
- Western Equine Encephalitis
- Yellow Fever

** Counts are updated annually. Data as of 8/15/2021.

*** CRE became reportable as of September 8, 2015 so the 2015 numbers do not represent a full year.

Cases of Reported Diseases by Race and Ethnicity

MAINE, 2020

CONDITION	RACE							ETHNICITY		
	American Indian or Alaska Native	Asian or Pacific Islander	Black or African American	White	Two or more	Other	Unknown	Hispanic	Non-Hispanic	Unknown
Coronavirus Disease 2019 (COVID-19)	82	340	1716	21156	95	602	3220	512	19643	7056
<i>Anaplasma phagocytophilum</i>	0	0	1	415	6	4	17	3	361	79
Babesiosis	0	0	0	65	0	0	2	1	61	5
<i>Borrelia miyamotoi</i>	0	0	0	12	0	0	0	0	9	3
Campylobacteriosis	0	2	0	162	2	3	8	3	158	16
Carbapenem-resistant <i>Enterobacteriaceae</i> (CRE)	0	2	1	112	9	2	25	0	70	81
<i>Chlamydia trachomatis</i> infection	18	24	183	1884	14	123	1220	49	1774	1643
Cryptosporidiosis	0	0	1	69	0	0	2	0	68	4
Ehrlichiosis	0	0	0	2	0	0	0	0	2	0
Ehrlichiosis/Anaplasmosis, undetermined	0	0	0	1	0	0	1	0	1	1
Emerging Infection	0	0	2	2	0	0	0	0	3	1
Giardiasis	0	1	4	125	2	2	5	2	119	18
Gonorrhea	1	6	86	374	16	16	21	15	483	22
Group A <i>Streptococcus</i> , invasive	1	0	1	60	0	0	2	0	55	9
<i>Haemophilus influenzae</i> , invasive	0	0	0	9	0	0	0	0	8	1
Hemolytic uremic syndrome	*	*	*	*	*	*	*	*	*	*
Hepatitis A, acute	4	2	1	131	5	2	0	0	139	6
Hepatitis B, acute	1	0	0	38	1	0	0	0	30	10
Hepatitis B, chronic	1	6	32	70	4	0	11	0	88	36
Hepatitis C, acute	3	0	4	183	5	6	5	6	165	35
Hepatitis C, chronic	9	3	21	930	34	41	377	18	598	799
Hepatitis C, perinatal infection	0	0	0	6	0	0	1	0	6	1
Hepatitis D, acute	0	0	0	1	0	0	0	0	1	0
HIV	0	0	3	13	0	0	0	0	16	0
Influenza Associated Pediatric Mortality	0	0	0	1	0	0	0	0	1	0
Invasive Pneumococcal Disease	1	1	1	91	0	0	5	0	83	16

CONDITION	RACE							ETHNICITY		
	American Indian or Alaska Native	Asian or Pacific Islander	Black or African American	White	Two or more	Other	Unknown	Hispanic	Non-Hispanic	Unknown
Legionellosis	0	0	0	10	1	0	0	0	10	1
Listeriosis	0	0	0	6	0	0	0	0	6	0
Lyme disease	0	1	4	798	0	25	299	3	487	637
Malaria	0	0	2	0	0	0	0	0	1	1
Multisystem Inflammatory Syndrome (MIS)	*	*	*	*	*	*	*	*	*	*
Mumps	0	0	0	2	0	0	0	0	2	0
<i>Neisseria meningitidis</i> , invasive (Mening. disease)	0	0	0	2	0	0	0	0	2	0
Pertussis	0	0	0	24	0	0	6	1	19	10
Powassan	0	0	0	1	0	0	0	0	1	0
Psittacosis (Ornithosis)	0	0	0	1	0	0	0	0	0	1
Q fever	0	0	0	1	0	0	0	0	0	1
Rabies PEP	0	1	0	110	0	0	18	0	98	31
Rabies, animal	NA	NA	NA	NA	NA	NA	NA	NA	NA	NA
<i>S. aureus</i> , methicillin resistant (MRSA), invasive	3	1	2	258	0	0	10	2	191	81
<i>S. aureus</i> , vancomycin intermediate susc (VISA)	0	0	0	1	0	0	0	0	1	0
Salmonellosis	1	0	0	105	0	0	5	0	99	12
Shiga toxin-producing <i>Escherichia coli</i> (STEC)	0	0	0	11	0	0	0	0	10	1
Shigellosis	0	1	0	3	0	0	0	0	4	0
Streptococcal toxic-shock syndrome	0	0	1	8	0	0	0	0	7	2
Syphilis	0	4	4	48	3	5	2	5	60	1
Tuberculosis	0	6	5	6	0	0	0	1	16	0
Varicella (Chickenpox)	0	1	0	30	0	0	2	1	28	4
Vibriosis	0	1	0	8	0	0	3	0	9	3
West Nile	0	0	0	1	0	0	0	0	1	0

* Data suppressed to protect individual confidentiality.

2020 Maine Outbreaks

Outbreaks are a reportable condition in Maine and are classified into types of outbreak by the potential etiology. All reported outbreaks are assigned out for follow-up with a field epidemiologist. This table only represents those that met an outbreak definition of confirmed, probable, or suspect. Outbreak definitions vary based on the category, setting, and suspected etiology.

OUTBREAK CATEGORIES AND DEFINITIONS

Absenteeism: Absenteeism reports are submitted by schools when they have ≥15% absenteeism due to illness. If there is a single etiology, an absenteeism report may also be counted as a disease-specific outbreak.

Airborne and Direct Contact (ADC): Airborne and Direct Contact outbreaks are infections transmitted through airborne bacteria or viruses or through direct contact. Examples of Airborne and Direct Contact outbreaks include pneumonia, conjunctivitis, hand foot and mouth disease, MRSA, and Coronavirus Disease 2019.

Gastrointestinal Illness (GI): GI illness outbreaks are characterized through gastrointestinal symptoms. The most commonly reported GI outbreak is caused by norovirus. Out-of-state GI outbreaks are when a Maine resident matches a national cluster through whole genome sequencing (WGS) testing such as Salmonella or Shiga toxin producing *E. coli* (STEC).

Hepatitis: Hepatitis outbreaks are caused by one of the hepatitis viruses (A,B,C,D,E). An outbreak is defined as three or more confirmed cases in a single setting.

Influenza-like Illness (ILI): Influenza-like illness outbreaks are characterized as a respiratory illness with fever with cough and/or sore throat without another known cause. The majority of ILI outbreaks are confirmed as influenza through laboratory testing.

Other: Outbreaks in this category are not captured in any other group. Examples include *C. difficile*, multi-drug resistant organisms, or outbreaks caused by contaminated devices.

Vaccine-Preventable Disease (VPD): Vaccine-preventable disease outbreaks are caused by one of the illnesses for which there is a routine vaccine.

Vector: Vector outbreaks are caused by an organism that spreads infection from one host to another. The most common vectors in Maine are ticks and mosquitoes, but the most common vector outbreak is caused by scabies.

	Absenteeism	ADC Outbreak	GI Illness Outbreak	Hepatitis Outbreak	ILI Related Outbreak	Other Outbreak	VPD Outbreak	Vector Outbreak	Total
Androscoggin	1	58	1	0	4	0	0	0	64
Aroostook	3	12	1	0	3	0	0	0	19
Cumberland	5	169	9	0	18	0	0	0	201
Franklin	4	12	0	0	4	0	0	0	20
Hancock	4	8	1	0	2	0	0	0	15
Kennebec	3	36	4	0	6	0	0	0	49
Knox	0	15	1	0	2	0	0	0	18
Lincoln	4	5	0	0	4	0	0	0	13
Out of State	0	0	5	0	0	0	0	0	5
Oxford	3	23	1	0	5	0	0	0	32
Penobscot	3	37	1	0	5	0	0	0	46
Piscataquis	0	1	0	0	0	0	0	0	1
Sagadahoc	1	3	0	0	2	0	0	0	6
Somerset	3	14	3	0	3	0	0	0	23
Waldo	1	4	0	0	2	0	0	0	7
Washington	2	10	0	0	1	0	0	0	13
York	5	91	6	0	14	0	0	0	116
Total	42	498	33	0	75	0	0	0	648

* ILI outbreaks included here are for the calendar year 2020, so includes outbreaks from the 2019-2020 and 2020-2021 influenza seasons. Any outbreak can be healthcare associated.

About the Data

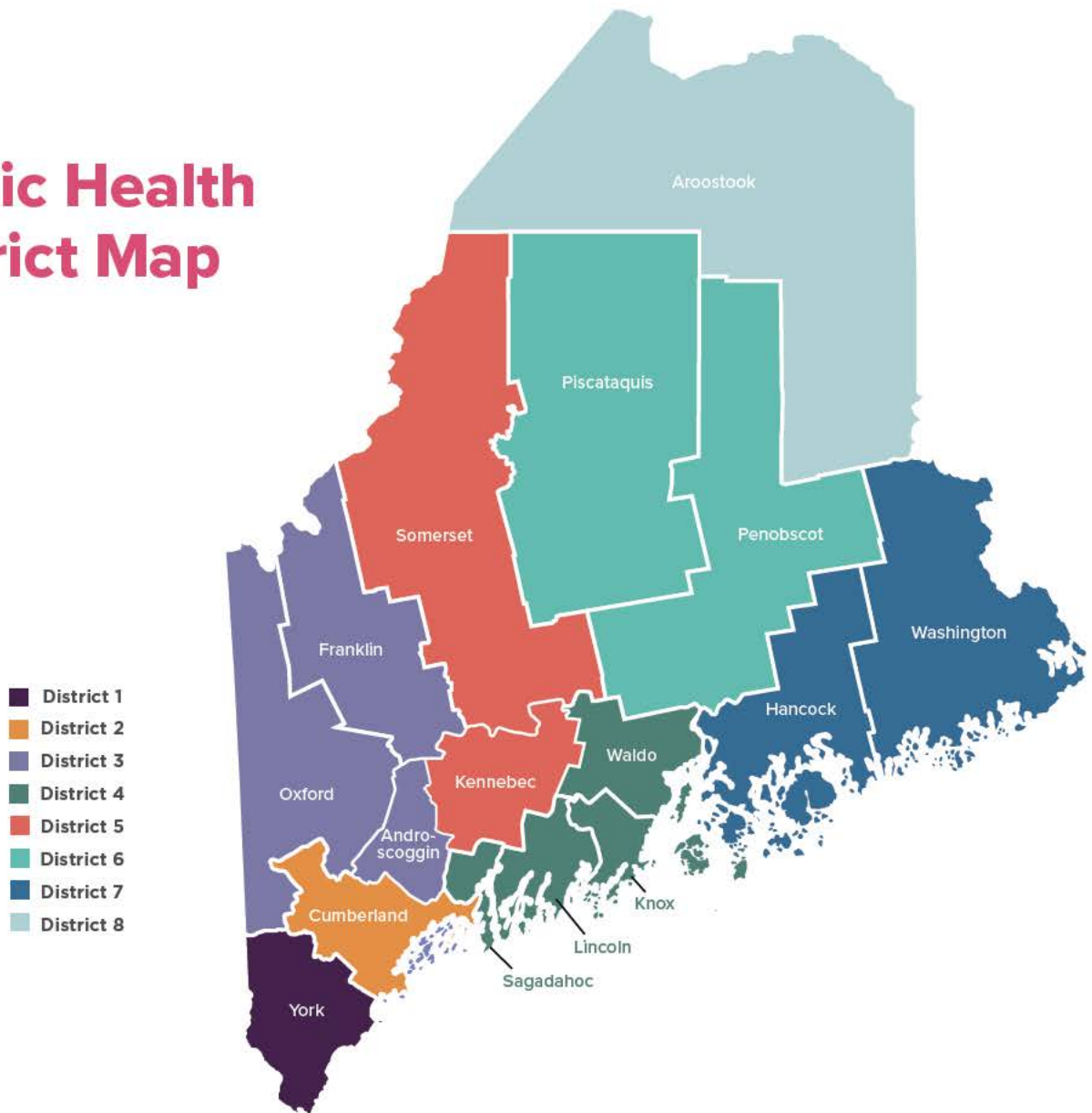
Since 2003, the Infectious Disease Programs of Maine CDC publish an annual summary of infectious disease data. Publishing reports on surveillance activities and data provides the health care community, government agencies, individuals, and groups with important statistical information on Maine's reportable diseases and conditions.

This annual report also includes information on conditions that are investigated that are not explicitly reportable but have public health significance. Examples of these conditions include *Borrelia miyamotoi*, and Zika virus. Maine also follows up on unusual conditions that may not have specific case definitions but potentially have public health significance. These conditions are indicated by "Emerging Infections." In 2020, three of the four emerging infections were reports of leishmaniasis and the fourth was a report of Chagas disease. The goal of this annual report is to provide Maine CDC's partners with a helpful resource.


Maine CDC counts cases by their residence, not where they acquired the condition.

(Population data are from 2020 census estimates.)

Public Health District Map



ANDROSCOGGIN COUNTY



108,277

Population



8.1%

of Maine's
Total Population

Condition	County		District		State	
	Count	Rate	Count	Rate	Count	Rate
Coronavirus Disease 2019 (COVID-19)	2906	2683.9	4611	2347.2	27211	2024.3
<i>Anaplasma phagocytophilum</i>	40	36.9	68	34.6	443	33.0
Babesiosis	3	2.8	4	2.0	67	5.0
<i>Borrelia miyamotoi</i>	1	0.9	2	1.0	12	0.9
Campylobacteriosis	12	11.1	30	15.3	177	13.2
Carbapenem-resistant <i>Enterobacteriaceae</i> (CRE)	15	13.9	27	13.7	151	11.2
<i>Chlamydia trachomatis</i> infection	433	399.9	600	305.4	3466	257.8
Cryptosporidiosis	1	0.9	3	1.5	72	5.4
Ehrlichiosis	0	0.0	0	0.0	2	0.1
Ehrlichiosis/Anaplasmosis, undetermined	0	0.0	0	0.0	2	0.1
Emerging Infection	0	0.0	0	0.0	4	0.3
Giardiasis	7	6.5	12	6.1	139	10.3
Gonorrhea	92	85.0	111	56.5	520	38.7
Group A <i>Streptococcus</i> , invasive	4	3.7	7	3.6	64	4.8
<i>Haemophilus influenzae</i> , invasive	1	0.9	1	0.5	9	0.7
Hemolytic uremic syndrome	0	0.0	0	0.0	1	0.1
Hepatitis A, acute	1	0.9	6	3.1	145	10.8
Hepatitis B, acute	6	5.5	10	5.1	40	3.0
Hepatitis B, chronic	13	12.0	20	10.2	124	9.2
Hepatitis C, acute	16	14.8	31	15.8	206	15.3

Condition	County		District		State	
	Count	Rate	Count	Rate	Count	Rate
Hepatitis C, chronic	108	99.7	223	113.5	1415	105.3
Hepatitis C, perinatal infection	0	0.0	0	0.0	7	0.5
Hepatitis D, acute	0	0.0	0	0.0	1	0.1
HIV	2	1.8	3	1.5	16	1.2
Influenza Associated Pediatric Mortality	0	0.0	0	0.0	1	0.1
Invasive Pneumococcal Disease	14	12.9	22	11.2	99	7.4
Legionellosis	1	0.9	2	1.0	11	0.8
Listeriosis	0	0.0	0	0.0	6	0.4
Lyme disease	40	36.9	101	51.4	1127	83.8
Malaria	0	0.0	0	0.0	2	0.1
Multisystem Inflammatory Syndrome (MIS)	0	0.0	0	0.0	1	0.1
Mumps	1	0.9	1	0.5	2	0.1
<i>Neisseria meningitidis</i> , invasive (Mening. disease)	0	0.0	0	0.0	2	0.1
Pertussis	1	0.9	1	0.5	30	2.2
Powassan	0	0.0	0	0.0	1	0.1
Psittacosis (Ornithosis)	0	0.0	0	0.0	1	0.1
Q fever	0	0.0	0	0.0	1	0.1
Rabies PEP	4	3.7	10	5.1	129	9.6
Rabies, animal	7	NA	16	NA	71	NA
<i>S. aureus</i> , methicillin resistant (MRSA), invasive	18	16.6	43	21.9	274	20.4
<i>S. aureus</i> , vancomycin intermediate susc (VISA)	0	0.0	0	0.0	1	0.1
Salmonellosis	4	3.7	16	8.1	111	8.3
Shiga toxin-producing <i>Escherichia coli</i> (STEC)	0	0.0	0	0.0	11	0.8
Shigellosis	0	0.0	0	0.0	4	0.3
Streptococcal toxic-shock syndrome	1	0.9	1	0.5	9	0.7
Syphilis	6	5.5	7	3.6	66	4.9
Tuberculosis	0	0.0	0	0.0	17	1.3
Varicella (Chickenpox)	1	0.9	3	1.5	33	2.5
Vibriosis	0	0.0	1	0.5	12	0.9
West Nile	0	0.0	0	0.0	1	0.1

Counts of confirmed and probable cases. Rates of confirmed and probable cases per 100,000 people.

AROOSTOOK COUNTY




Condition	County		District		State	
	Count	Rate	Count	Rate	Count	Rate
Coronavirus Disease 2019 (COVID-19)	764	1139.4	764	1139.4	27211	2024.3
<i>Anaplasma phagocytophilum</i>	0	0.0	0	0.0	443	33.0
Babesiosis	0	0.0	0	0.0	67	5.0
<i>Borrelia miyamotoi</i>	0	0.0	0	0.0	12	0.9
Campylobacteriosis	11	16.4	11	16.4	177	13.2
Carbapenem-resistant <i>Enterobacteriaceae</i> (CRE)	2	3.0	2	3.0	151	11.2
<i>Chlamydia trachomatis</i> infection	156	232.6	156	232.6	3466	257.8
Cryptosporidiosis	5	7.5	5	7.5	72	5.4
Ehrlichiosis	0	0.0	0	0.0	2	0.1
Ehrlichiosis/Anaplasmosis, undetermined	0	NA	0	NA	2	NA
Emerging Infection	0	0.0	0	0.0	4	0.3
Giardiasis	8	11.9	8	11.9	139	10.3
Gonorrhea	9	13.4	9	13.4	520	38.7
Group A <i>Streptococcus</i> , invasive	2	3.0	2	3.0	64	4.8
<i>Haemophilus influenzae</i> , invasive	1	1.5	1	1.5	9	0.7
Hemolytic uremic syndrome	0	0.0	0	0.0	1	0.1
Hepatitis A, acute	10	14.9	10	14.9	145	10.8
Hepatitis B, acute	1	1.5	1	1.5	40	3.0
Hepatitis B, chronic	3	4.5	3	4.5	124	9.2
Hepatitis C, acute	14	20.9	14	20.9	206	15.3

Condition	County		District		State	
	Count	Rate	Count	Rate	Count	Rate
Hepatitis C, chronic	51	76.1	51	76.1	1415	105.3
Hepatitis C, perinatal infection	0	0.0	0	0.0	7	0.5
Hepatitis D, acute	0	0.0	0	0.0	1	0.1
HIV	0	0.0	0	0.0	16	1.2
Influenza Associated Pediatric Mortality	0	0.0	0	0.0	1	0.1
Invasive Pneumococcal Disease	9	13.4	9	13.4	99	7.4
Legionellosis	0	0.0	0	0.0	11	0.8
Listeriosis	0	0.0	0	0.0	6	0.4
Lyme disease	4	6.0	4	6.0	1127	83.8
Malaria	0	0.0	0	0.0	2	0.1
Multisystem Inflammatory Syndrome (MIS)	0	0.0	0	0.0	1	0.1
Mumps	0	0.0	0	0.0	2	0.1
<i>Neisseria meningitidis</i> , invasive (Mening. disease)	0	0.0	0	0.0	2	0.1
Pertussis	0	0.0	0	0.0	30	2.2
Powassan	0	0.0	0	0.0	1	0.1
Psittacosis (Ornithosis)	0	0.0	0	0.0	1	0.1
Q fever	0	0.0	0	0.0	1	0.1
Rabies PEP	1	1.5	1	1.5	129	9.6
Rabies, animal	1	NA	1	NA	71	NA
<i>S. aureus</i> , methicillin resistant (MRSA), invasive	20	29.8	20	29.8	274	20.4
<i>S. aureus</i> , vancomycin intermediate susc (VISA)	0	0.0	0	0.0	1	0.1
Salmonellosis	7	10.4	7	10.4	111	8.3
Shiga toxin-producing <i>Escherichia coli</i> (STEC)	1	1.5	1	1.5	11	0.8
Shigellosis	0	0.0	0	0.0	4	0.3
Streptococcal toxic-shock syndrome	0	0.0	0	0.0	9	0.7
Syphilis	2	3.0	2	3.0	66	4.9
Tuberculosis	0	0.0	0	0.0	17	1.3
Varicella (Chickenpox)	0	0.0	0	0.0	33	2.5
Vibriosis	0	0.0	0	0.0	12	0.9
West Nile	0	0.0	0	0.0	1	0.1

Counts of confirmed and probable cases. Rates of confirmed and probable cases per 100,000 people.

CUMBERLAND COUNTY



295,003

Population



of Maine's
Total Population

Condition	County		District		State	
	Count	Rate	Count	Rate	Count	Rate
Coronavirus Disease 2019 (COVID-19)	8110	2749.1	8110	2749.1	27211	2024.3
<i>Anaplasma phagocytophilum</i>	55	18.6	55	18.6	443	33.0
Babesiosis	5	1.7	5	1.7	67	5.0
<i>Borrelia miyamotoi</i>	1	0.3	1	0.3	12	0.9
Campylobacteriosis	25	8.5	25	8.5	177	13.2
Carbapenem-resistant <i>Enterobacteriaceae</i> (CRE)	40	13.6	40	13.6	151	11.2
<i>Chlamydia trachomatis</i> infection	913	309.5	913	309.5	3466	257.8
Cryptosporidiosis	5	1.7	5	1.7	72	5.4
Ehrlichiosis	0	0.0	0	0.0	2	0.1
Ehrlichiosis/Anaplasmosis, undetermined	0	0.0	0	0.0	2	0.1
Emerging Infection	3	1.0	3	1.0	4	0.3
Giardiasis	26	8.8	26	8.8	139	10.3
Gonorrhea	204	69.2	204	69.2	520	38.7
Group A <i>Streptococcus</i> , invasive	17	5.8	17	5.8	64	4.8
<i>Haemophilus influenzae</i> , invasive	3	1.0	3	1.0	9	0.7
Hemolytic uremic syndrome	0	0.0	0	0.0	1	0.1
Hepatitis A, acute	3	1.0	3	1.0	145	10.8
Hepatitis B, acute	15	5.1	15	5.1	40	3.0
Hepatitis B, chronic	51	17.3	51	17.3	124	9.2
Hepatitis C, acute	46	15.6	46	15.6	206	15.3

Condition	County		District		State	
	Count	Rate	Count	Rate	Count	Rate
Hepatitis C, chronic	332	112.5	332	112.5	1415	105.3
Hepatitis C, perinatal infection	2	0.7	2	0.7	7	0.5
Hepatitis D, acute	1	0.3	1	0.3	1	0.1
HIV	5	1.7	5	1.7	16	1.2
Influenza Associated Pediatric Mortality	0	0.0	0	0.0	1	0.1
Invasive Pneumococcal Disease	12	4.1	12	4.1	99	7.4
Legionellosis	1	0.3	1	0.3	11	0.8
Listeriosis	3	1.0	3	1.0	6	0.4
Lyme disease	178	60.3	178	60.3	1127	83.8
Malaria	2	0.7	2	0.7	2	0.1
Multisystem Inflammatory Syndrome (MIS)	1	0.3	1	0.3	1	0.1
Mumps	0	0.0	0	0.0	2	0.1
<i>Neisseria meningitidis</i> , invasive (Mening. disease)	1	0.3	1	0.3	2	0.1
Pertussis	10	3.4	10	3.4	30	2.2
Powassan	0	0.0	0	0.0	1	0.1
Psittacosis (Ornithosis)	0	0.0	0	0.0	1	0.1
Q fever	0	0.0	0	0.0	1	0.1
Rabies PEP	30	10.2	30	10.2	129	9.6
Rabies, animal	11	NA	11	NA	71	NA
<i>S. aureus</i> , methicillin resistant (MRSA), invasive	44	14.9	44	14.9	274	20.4
<i>S. aureus</i> , vancomycin intermediate susc (VISA)	0	0.0	0	0.0	1	0.1
Salmonellosis	20	6.8	20	6.8	111	8.3
Shiga toxin-producing <i>Escherichia coli</i> (STEC)	1	0.3	1	0.3	11	0.8
Shigellosis	2	0.7	2	0.7	4	0.3
Streptococcal toxic-shock syndrome	3	1.0	3	1.0	9	0.7
Syphilis	32	10.8	32	10.8	66	4.9
Tuberculosis	10	3.4	10	3.4	17	1.3
Varicella (Chickenpox)	8	2.7	8	2.7	33	2.5
Vibriosis	4	1.4	4	1.4	12	0.9
West Nile	1	0.3	1	0.3	1	0.1

Counts of confirmed and probable cases. Rates of confirmed and probable cases per 100,000 people.

FRANKLIN COUNTY



Condition	County		District		State	
	Count	Rate	Count	Rate	Count	Rate
Coronavirus Disease 2019 (COVID-19)	480	1589.5	4611	2347.2	27211	2024.3
<i>Anaplasma phagocytophilum</i>	4	13.2	68	34.6	443	33.0
Babesiosis	0	0.0	4	2.0	67	5.0
<i>Borrelia miyamotoi</i>	0	0.0	2	1.0	12	0.9
Campylobacteriosis	3	9.9	30	15.3	177	13.2
Carbapenem-resistant <i>Enterobacteriaceae</i> (CRE)	9	29.8	27	13.7	151	11.2
<i>Chlamydia trachomatis</i> infection	76	251.7	600	305.4	3466	257.8
Cryptosporidiosis	1	3.3	3	1.5	72	5.4
Ehrlichiosis	0	0.0	0	0.0	2	0.1
Ehrlichiosis/Anaplasmosis, undetermined	0	0.0	0	0.0	2	0.1
Emerging Infection	0	0.0	0	0.0	4	0.3
Giardiasis	4	13.2	12	6.1	139	10.3
Gonorrhea	4	13.2	111	56.5	520	38.7
Group A <i>Streptococcus</i> , invasive	0	0.0	7	3.6	64	4.8
<i>Haemophilus influenzae</i> , invasive	0	0.0	1	0.5	9	0.7
Hemolytic uremic syndrome	0	0.0	0	0.0	1	0.1
Hepatitis A, acute	2	6.6	6	3.1	145	10.8
Hepatitis B, acute	0	0.0	10	5.1	40	3.0
Hepatitis B, chronic	1	3.3	20	10.2	124	9.2
Hepatitis C, acute	7	23.2	31	15.8	206	15.3

Condition	County		District		State	
	Count	Rate	Count	Rate	Count	Rate
Hepatitis C, chronic	41	135.8	223	113.5	1415	105.3
Hepatitis C, perinatal infection	0	0.0	0	0.0	7	0.5
Hepatitis D, acute	0	0.0	0	0.0	1	0.1
HIV	0	0.0	3	1.5	16	1.2
Influenza Associated Pediatric Mortality	0	0.0	0	0.0	1	0.1
Invasive Pneumococcal Disease	0	0.0	22	11.2	99	7.4
Legionellosis	1	3.3	2	1.0	11	0.8
Listeriosis	0	0.0	0	0.0	6	0.4
Lyme disease	18	59.6	101	51.4	1127	83.8
Malaria	0	0.0	0	0.0	2	0.1
Multisystem Inflammatory Syndrome (MIS)	0	0.0	0	0.0	1	0.1
Mumps	0	0.0	1	0.5	2	0.1
<i>Neisseria meningitidis</i> , invasive (Mening. disease)	0	0.0	0	0.0	2	0.1
Pertussis	0	0.0	1	0.5	30	2.2
Powassan	0	0.0	0	0.0	1	0.1
Psittacosis (Ornithosis)	0	0.0	0	0.0	1	0.1
Q fever	0	0.0	0	0.0	1	0.1
Rabies PEP	1	3.3	10	5.1	129	9.6
Rabies, animal	2	NA	16	NA	71	NA
<i>S. aureus</i> , methicillin resistant (MRSA), invasive	8	26.5	43	21.9	274	20.4
<i>S. aureus</i> , vancomycin intermediate susc (VISA)	0	0.0	0	0.0	1	0.1
Salmonellosis	3	9.9	16	8.1	111	8.3
Shiga toxin-producing <i>Escherichia coli</i> (STEC)	0	0.0	0	0.0	11	0.8
Shigellosis	0	0.0	0	0.0	4	0.3
Streptococcal toxic-shock syndrome	0	0.0	1	0.5	9	0.7
Syphilis	1	3.3	7	3.6	66	4.9
Tuberculosis	0	0.0	0	0.0	17	1.3
Varicella (Chickenpox)	1	3.3	3	1.5	33	2.5
Vibriosis	0	0.0	1	0.5	12	0.9
West Nile	0	0.0	0	0.0	1	0.1

Counts of confirmed and probable cases. Rates of confirmed and probable cases per 100,000 people.

HANCOCK COUNTY



54,987

Population



4.1%

Of Maine's
Total Population

Condition	County		District		State	
	Count	Rate	Count	Rate	Count	Rate
Coronavirus Disease 2019 (COVID-19)	586	1065.7	988	1144.0	27211	2024.3
<i>Anaplasma phagocytophilum</i>	35	63.7	35	40.5	443	33.0
Babesiosis	4	7.3	4	4.6	67	5.0
<i>Borrelia miyamotoi</i>	0	0.0	0	0.0	12	0.9
Campylobacteriosis	6	10.9	9	10.4	177	13.2
Carbapenem-resistant <i>Enterobacteriaceae</i> (CRE)	0	0.0	1	1.2	151	11.2
<i>Chlamydia trachomatis</i> infection	109	198.2	179	207.3	3466	257.8
Cryptosporidiosis	5	9.1	6	6.9	72	5.4
Ehrlichiosis	0	0.0	0	0.0	2	0.1
Ehrlichiosis/Anaplasmosis, undetermined	0	0.0	0	0.0	2	0.1
Emerging Infection	0	0.0	0	0.0	4	0.3
Giardiasis	15	27.3	19	22.0	139	10.3
Gonorrhea	8	14.5	15	17.4	520	38.7
Group A <i>Streptococcus</i> , invasive	4	7.3	4	4.6	64	4.8
<i>Haemophilus influenzae</i> , invasive	1	1.8	1	1.2	9	0.7
Hemolytic uremic syndrome	0	0.0	0	0.0	1	0.1
Hepatitis A, acute	5	9.1	7	8.1	145	10.8
Hepatitis B, acute	0	0.0	1	1.2	40	3.0
Hepatitis B, chronic	3	5.5	5	5.8	124	9.2
Hepatitis C, acute	4	7.3	9	10.4	206	15.3

Condition	County		District		State	
	Count	Rate	Count	Rate	Count	Rate
Hepatitis C, chronic	52	94.6	91	105.4	1415	105.3
Hepatitis C, perinatal infection	0	0.0	1	1.2	7	0.5
Hepatitis D, acute	0	0.0	0	0.0	1	0.1
HIV	0	0.0	0	0.0	16	1.2
Influenza Associated Pediatric Mortality	0	0.0	0	0.0	1	0.1
Invasive Pneumococcal Disease	2	3.6	6	6.9	99	7.4
Legionellosis	1	1.8	2	2.3	11	0.8
Listeriosis	0	0.0	0	0.0	6	0.4
Lyme disease	117	212.8	150	173.7	1127	83.8
Malaria	0	0.0	0	0.0	2	0.1
Multisystem Inflammatory Syndrome (MIS)	0	0.0	0	0.0	1	0.1
Mumps	0	0.0	0	0.0	2	0.1
<i>Neisseria meningitidis</i> , invasive (Mening. disease)	0	0.0	0	0.0	2	0.1
Pertussis	2	3.6	2	2.3	30	2.2
Powassan	0	0.0	0	0.0	1	0.1
Psittacosis (Ornithosis)	0	0.0	0	0.0	1	0.1
Q fever	0	0.0	0	0.0	1	0.1
Rabies PEP	2	3.6	2	2.3	129	9.6
Rabies, animal	2	NA	3	NA	71	NA
<i>S. aureus</i> , methicillin resistant (MRSA), invasive	6	10.9	12	13.9	274	20.4
<i>S. aureus</i> , vancomycin intermediate susc (VISA)	0	0.0	0	0.0	1	0.1
Salmonellosis	3	5.5	6	6.9	111	8.3
Shiga toxin-producing <i>Escherichia coli</i> (STEC)	1	1.8	1	1.2	11	0.8
Shigellosis	0	0.0	0	0.0	4	0.3
Streptococcal toxic-shock syndrome	0	0.0	0	0.0	9	0.7
Syphilis	2	3.6	2	2.3	66	4.9
Tuberculosis	1	1.8	1	1.2	17	1.3
Varicella (Chickenpox)	5	9.1	5	5.8	33	2.5
Vibriosis	1	1.8	1	1.2	12	0.9
West Nile	0	0.0	0	0.0	1	0.1

Counts of confirmed and probable cases. Rates of confirmed and probable cases per 100,000 people.

KENNEBEC COUNTY



122,302

Population



9.1%
of Maine's
Total Population

Condition	County		District		State	
	Count	Rate	Count	Rate	Count	Rate
Coronavirus Disease 2019 (COVID-19)	1972	1612.4	2767	1601.4	27211	2024.3
<i>Anaplasma phagocytophilum</i>	33	27.0	43	24.9	443	33.0
Babesiosis	7	5.7	7	4.1	67	5.0
<i>Borrelia miyamotoi</i>	1	0.8	1	0.6	12	0.9
Campylobacteriosis	18	14.7	36	20.8	177	13.2
Carbapenem-resistant <i>Enterobacteriaceae</i> (CRE)	26	21.3	27	15.6	151	11.2
<i>Chlamydia trachomatis</i> infection	342	279.6	445	257.5	3466	257.8
Cryptosporidiosis	11	9.0	16	9.3	72	5.4
Ehrlichiosis	1	0.8	1	0.6	2	0.1
Ehrlichiosis/Anaplasmosis, undetermined	1	0.8	2	1.2	2	0.1
Emerging Infection	1	0.8	1	0.6	4	0.3
Giardiasis	11	9.0	20	11.6	139	10.3
Gonorrhea	36	29.4	44	25.5	520	38.7
Group A <i>Streptococcus</i> , invasive	3	2.5	3	1.7	64	4.8
<i>Haemophilus influenzae</i> , invasive	2	1.6	2	1.2	9	0.7
Hemolytic uremic syndrome	0	0.0	0	0.0	1	0.1
Hepatitis A, acute	4	3.3	18	10.4	145	10.8
Hepatitis B, acute	2	1.6	2	1.2	40	3.0
Hepatitis B, chronic	8	6.5	9	5.2	124	9.2
Hepatitis C, acute	20	16.4	35	20.3	206	15.3

Condition	County		District		State	
	Count	Rate	Count	Rate	Count	Rate
Hepatitis C, chronic	112	91.6	172	99.5	1415	105.3
Hepatitis C, perinatal infection	2	1.6	2	1.2	7	0.5
Hepatitis D, acute	0	0.0	0	0.0	1	0.1
HIV	1	0.8	4	2.3	16	1.2
Influenza Associated Pediatric Mortality	0	0.0	0	0.0	1	0.1
Invasive Pneumococcal Disease	6	4.9	9	5.2	99	7.4
Legionellosis	1	0.8	2	1.2	11	0.8
Listeriosis	2	1.6	2	1.2	6	0.4
Lyme disease	125	102.2	162	93.8	1127	83.8
Malaria	0	0.0	0	0.0	2	0.1
Multisystem Inflammatory Syndrome (MIS)	0	0.0	0	0.0	1	0.1
Mumps	0	0.0	0	0.0	2	0.1
<i>Neisseria meningitidis</i> , invasive (Mening. disease)	0	0.0	0	0.0	2	0.1
Pertussis	0	0.0	1	0.6	30	2.2
Powassan	0	0.0	0	0.0	1	0.1
Psittacosis (Ornithosis)	0	0.0	0	0.0	1	0.1
Q fever	0	0.0	0	0.0	1	0.1
Rabies PEP	11	9.0	17	9.8	129	9.6
Rabies, animal	8	NA	9	NA	71	NA
<i>S. aureus</i> , methicillin resistant (MRSA), invasive	34	27.8	44	25.5	274	20.4
<i>S. aureus</i> , vancomycin intermediate susc (VISA)	1	0.8	1	0.6	1	0.1
Salmonellosis	10	8.2	18	10.4	111	8.3
Shiga toxin-producing <i>Escherichia coli</i> (STEC)	1	0.8	2	1.2	11	0.8
Shigellosis	0	0.0	1	0.6	4	0.3
Streptococcal toxic-shock syndrome	0	0.0	0	0.0	9	0.7
Syphilis	4	3.3	7	4.1	66	4.9
Tuberculosis	0	0.0	0	0.0	17	1.3
Varicella (Chickenpox)	1	0.8	2	1.2	33	2.5
Vibriosis	1	0.8	1	0.6	12	0.9
West Nile	0	0.0	0	0.0	1	0.1

Counts of confirmed and probable cases. Rates of confirmed and probable cases per 100,000 people.

KNOX COUNTY



39,772

Population



3.0%


of Maine's
Total Population

Condition	County		District		State	
	Count	Rate	Count	Rate	Count	Rate
Coronavirus Disease 2019 (COVID-19)	388	975.6	1548	1032.2	27211	2024.3
<i>Anaplasma phagocytophilum</i>	57	143.3	180	120.0	443	33.0
Babesiosis	19	47.8	39	26.0	67	5.0
<i>Borrelia miyamotoi</i>	2	5.0	7	4.7	12	0.9
Campylobacteriosis	6	15.1	19	12.7	177	13.2
Carbapenem-resistant <i>Enterobacteriaceae</i> (CRE)	3	7.5	20	13.3	151	11.2
<i>Chlamydia trachomatis</i> infection	71	178.5	284	189.4	3466	257.8
Cryptosporidiosis	0	0.0	7	4.7	72	5.4
Ehrlichiosis	0	0.0	0	0.0	2	0.1
Ehrlichiosis/Anaplasmosis, undetermined	0	0.0	0	0.0	2	0.1
Emerging Infection	0	0.0	0	0.0	4	0.3
Giardiasis	7	17.6	25	16.7	139	10.3
Gonorrhea	4	10.1	23	15.3	520	38.7
Group A <i>Streptococcus</i> , invasive	0	0.0	3	2.0	64	4.8
<i>Haemophilus influenzae</i> , invasive	0	0.0	0	0.0	9	0.7
Hemolytic uremic syndrome	0	0.0	0	0.0	1	0.1
Hepatitis A, acute	2	5.0	11	7.3	145	10.8
Hepatitis B, acute	2	5.0	3	2.0	40	3.0
Hepatitis B, chronic	4	10.1	11	7.3	124	9.2
Hepatitis C, acute	4	10.1	14	9.3	206	15.3

Condition	County		District		State	
	Count	Rate	Count	Rate	Count	Rate
Hepatitis C, chronic	68	171.0	155	103.3	1415	105.3
Hepatitis C, perinatal infection	0	0.0	0	0.0	7	0.5
Hepatitis D, acute	0	0.0	0	0.0	1	0.1
HIV	0	0.0	1	0.7	16	1.2
Influenza Associated Pediatric Mortality	0	0.0	0	0.0	1	0.1
Invasive Pneumococcal Disease	6	15.1	14	9.3	99	7.4
Legionellosis	0	0.0	1	0.7	11	0.8
Listeriosis	0	0.0	0	0.0	6	0.4
Lyme disease	121	304.2	304	202.7	1127	83.8
Malaria	0	0.0	0	0.0	2	0.1
Multisystem Inflammatory Syndrome (MIS)	0	0.0	0	0.0	1	0.1
Mumps	0	0.0	0	0.0	2	0.1
<i>Neisseria meningitidis</i> , invasive (Mening. disease)	0	0.0	0	0.0	2	0.1
Pertussis	1	2.5	5	3.3	30	2.2
Powassan	0	0.0	0	0.0	1	0.1
Psittacosis (Ornithosis)	0	0.0	0	0.0	1	0.1
Q fever	0	0.0	0	0.0	1	0.1
Rabies PEP	5	12.6	34	22.7	129	9.6
Rabies, animal	3	NA	20	NA	71	NA
<i>S. aureus</i> , methicillin resistant (MRSA), invasive	10	25.1	30	20.0	274	20.4
<i>S. aureus</i> , vancomycin intermediate susc (VISA)	0	0.0	0	0.0	1	0.1
Salmonellosis	5	12.6	11	7.3	111	8.3
Shiga toxin-producing <i>Escherichia coli</i> (STEC)	0	0.0	0	0.0	11	0.8
Shigellosis	0	0.0	0	0.0	4	0.3
Streptococcal toxic-shock syndrome	0	0.0	0	0.0	9	0.7
Syphilis	1	2.5	1	0.7	66	4.9
Tuberculosis	0	0.0	0	0.0	17	1.3
Varicella (Chickenpox)	3	7.5	9	6.0	33	2.5
Vibriosis	0	0.0	2	1.3	12	0.9
West Nile	0	0.0	0	0.0	1	0.1

Counts of confirmed and probable cases. Rates of confirmed and probable cases per 100,000 people.

LINCOLN COUNTY



34,634

Population



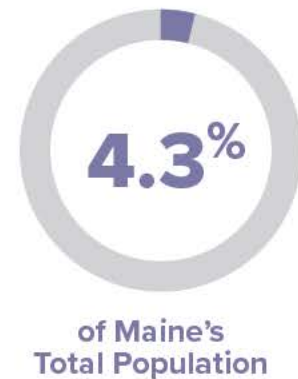
2.6%
of Maine's
Total Population

Condition	County		District		State	
	Count	Rate	Count	Rate	Count	Rate
Coronavirus Disease 2019 (COVID-19)	329	949.9	1548	1032.2	27211	2024.3
<i>Anaplasma phagocytophilum</i>	43	124.2	180	120.0	443	33.0
Babesiosis	10	28.9	39	26.0	67	5.0
<i>Borrelia miyamotoi</i>	4	11.5	7	4.7	12	0.9
Campylobacteriosis	8	23.1	19	12.7	177	13.2
Carbapenem-resistant <i>Enterobacteriaceae</i> (CRE)	9	26.0	20	13.3	151	11.2
<i>Chlamydia trachomatis</i> infection	66	190.6	284	189.4	3466	257.8
Cryptosporidiosis	2	5.8	7	4.7	72	5.4
Ehrlichiosis	0	0.0	0	0.0	2	0.1
Ehrlichiosis/Anaplasmosis, undetermined	0	0.0	0	0.0	2	0.1
Emerging Infection	0	0.0	0	0.0	4	0.3
Giardiasis	2	5.8	25	16.7	139	10.3
Gonorrhea	1	2.9	23	15.3	520	38.7
Group A <i>Streptococcus</i> , invasive	0	0.0	3	2.0	64	4.8
<i>Haemophilus influenzae</i> , invasive	0	0.0	0	0.0	9	0.7
Hemolytic uremic syndrome	0	0.0	0	0.0	1	0.1
Hepatitis A, acute	0	0.0	11	7.3	145	10.8
Hepatitis B, acute	0	0.0	3	2.0	40	3.0
Hepatitis B, chronic	0	0.0	11	7.3	124	9.2
Hepatitis C, acute	3	8.7	14	9.3	206	15.3

Condition	County		District		State	
	Count	Rate	Count	Rate	Count	Rate
Hepatitis C, chronic	32	92.4	155	103.3	1415	105.3
Hepatitis C, perinatal infection	0	0.0	0	0.0	7	0.5
Hepatitis D, acute	0	0.0	0	0.0	1	0.1
HIV	1	2.9	1	0.7	16	1.2
Influenza Associated Pediatric Mortality	0	0.0	0	0.0	1	0.1
Invasive Pneumococcal Disease	5	14.4	14	9.3	99	7.4
Legionellosis	1	2.9	1	0.7	11	0.8
Listeriosis	0	0.0	0	0.0	6	0.4
Lyme disease	65	187.7	304	202.7	1127	83.8
Malaria	0	0.0	0	0.0	2	0.1
Multisystem Inflammatory Syndrome (MIS)	0	0.0	0	0.0	1	0.1
Mumps	0	0.0	0	0.0	2	0.1
<i>Neisseria meningitidis</i> , invasive (Mening. disease)	0	0.0	0	0.0	2	0.1
Pertussis	0	0.0	5	3.3	30	2.2
Powassan	0	0.0	0	0.0	1	0.1
Psittacosis (Ornithosis)	0	0.0	0	0.0	1	0.1
Q fever	0	0.0	0	0.0	1	0.1
Rabies PEP	9	26.0	34	22.7	129	9.6
Rabies, animal	2	NA	20	NA	71	NA
<i>S. aureus</i> , methicillin resistant (MRSA), invasive	7	20.2	30	20.0	274	20.4
<i>S. aureus</i> , vancomycin intermediate susc (VISA)	0	0.0	0	0.0	1	0.1
Salmonellosis	1	2.9	11	7.3	111	8.3
Shiga toxin-producing <i>Escherichia coli</i> (STEC)	0	0.0	0	0.0	11	0.8
Shigellosis	0	0.0	0	0.0	4	0.3
Streptococcal toxic-shock syndrome	0	0.0	0	0.0	9	0.7
Syphilis	0	0.0	1	0.7	66	4.9
Tuberculosis	0	0.0	0	0.0	17	1.3
Varicella (Chickenpox)	1	2.9	9	6.0	33	2.5
Vibriosis	2	5.8	2	1.3	12	0.9
West Nile	0	0.0	0	0.0	1	0.1

Counts of confirmed and probable cases. Rates of confirmed and probable cases per 100,000 people.

OXFORD COUNTY

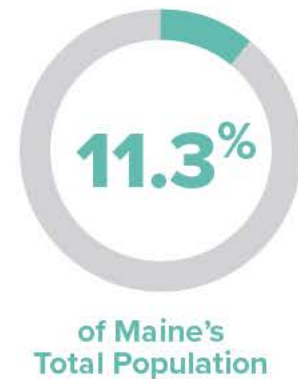



Condition	County		District		State	
	Count	Rate	Count	Rate	Count	Rate
Coronavirus Disease 2019 (COVID-19)	1225	2113.0	4611	2347.2	27211	2024.3
<i>Anaplasma phagocytophilum</i>	24	41.4	68	34.6	443	33.0
Babesiosis	1	1.7	4	2.0	67	5.0
<i>Borrelia miyamotoi</i>	1	1.7	2	1.0	12	0.9
Campylobacteriosis	15	25.9	30	15.3	177	13.2
Carbapenem-resistant <i>Enterobacteriaceae</i> (CRE)	3	5.2	27	13.7	151	11.2
<i>Chlamydia trachomatis</i> infection	91	157.0	600	305.4	3466	257.8
Cryptosporidiosis	1	1.7	3	1.5	72	5.4
Ehrlichiosis	0	0.0	0	0.0	2	0.1
Ehrlichiosis/Anaplasmosis, undetermined	0	0.0	0	0.0	2	0.1
Emerging Infection	0	0.0	0	0.0	4	0.3
Giardiasis	1	1.7	12	6.1	139	10.3
Gonorrhea	15	25.9	111	56.5	520	38.7
Group A <i>Streptococcus</i> , invasive	3	5.2	7	3.6	64	4.8
<i>Haemophilus influenzae</i> , invasive	0	0.0	1	0.5	9	0.7
Hemolytic uremic syndrome	0	0.0	0	0.0	1	0.1
Hepatitis A, acute	3	5.2	6	3.1	145	10.8
Hepatitis B, acute	4	6.9	10	5.1	40	3.0
Hepatitis B, chronic	6	10.3	20	10.2	124	9.2
Hepatitis C, acute	8	13.8	31	15.8	206	15.3

Condition	County		District		State	
	Count	Rate	Count	Rate	Count	Rate
Hepatitis C, chronic	74	127.6	223	113.5	1415	105.3
Hepatitis C, perinatal infection	0	0.0	0	0.0	7	0.5
Hepatitis D, acute	0	0.0	0	0.0	1	0.1
HIV	1	1.7	3	1.5	16	1.2
Influenza Associated Pediatric Mortality	0	0.0	0	0.0	1	0.1
Invasive Pneumococcal Disease	8	13.8	22	11.2	99	7.4
Legionellosis	0	0.0	2	1.0	11	0.8
Listeriosis	0	0.0	0	0.0	6	0.4
Lyme disease	43	74.2	101	51.4	1127	83.8
Malaria	0	0.0	0	0.0	2	0.1
Multisystem Inflammatory Syndrome (MIS)	0	0.0	0	0.0	1	0.1
Mumps	0	0.0	1	0.5	2	0.1
<i>Neisseria meningitidis</i> , invasive (Mening. disease)	0	0.0	0	0.0	2	0.1
Pertussis	0	0.0	1	0.5	30	2.2
Powassan	0	0.0	0	0.0	1	0.1
Psittacosis (Ornithosis)	0	0.0	0	0.0	1	0.1
Q fever	0	0.0	0	0.0	1	0.1
Rabies PEP	5	8.6	10	5.1	129	9.6
Rabies, animal	7	NA	16	NA	71	NA
<i>S. aureus</i> , methicillin resistant (MRSA), invasive	17	29.3	43	21.9	274	20.4
<i>S. aureus</i> , vancomycin intermediate susc (VISA)	0	0.0	0	0.0	1	0.1
Salmonellosis	9	15.5	16	8.1	111	8.3
Shiga toxin-producing <i>Escherichia coli</i> (STEC)	0	0.0	0	0.0	11	0.8
Shigellosis	0	0.0	0	0.0	4	0.3
Streptococcal toxic-shock syndrome	0	0.0	1	0.5	9	0.7
Syphilis	0	0.0	7	3.6	66	4.9
Tuberculosis	0	0.0	0	0.0	17	1.3
Varicella (Chickenpox)	1	1.7	3	1.5	33	2.5
Vibriosis	1	1.7	1	0.5	12	0.9
West Nile	0	0.0	0	0.0	1	0.1

Counts of confirmed and probable cases. Rates of confirmed and probable cases per 100,000 people.

PENOBSCOT COUNTY



Condition	County		District		State	
	Count	Rate	Count	Rate	Count	Rate
Coronavirus Disease 2019 (COVID-19)	2319	1524.2	2452	1451.5	27211	2024.3
<i>Anaplasma phagocytophilum</i>	13	8.5	13	7.7	443	33.0
Babesiosis	1	0.7	1	0.6	67	5.0
<i>Borrelia miyamotoi</i>	0	0.0	0	0.0	12	0.9
Campylobacteriosis	20	13.1	24	14.2	177	13.2
Carbapenem-resistant <i>Enterobacteriaceae</i> (CRE)	4	2.6	4	2.4	151	11.2
<i>Chlamydia trachomatis</i> infection	419	275.4	448	265.2	3466	257.8
Cryptosporidiosis	15	9.9	20	11.8	72	5.4
Ehrlichiosis	1	0.7	1	0.6	2	0.1
Ehrlichiosis/Anaplasmosis, undetermined	0	0.0	0	0.0	2	0.1
Emerging Infection	0	0.0	0	0.0	4	0.3
Giardiasis	15	9.9	19	11.2	139	10.3
Gonorrhea	46	30.2	47	27.8	520	38.7
Group A <i>Streptococcus</i> , invasive	14	9.2	14	8.3	64	4.8
<i>Haemophilus influenzae</i> , invasive	0	0.0	0	0.0	9	0.7
Hemolytic uremic syndrome	1	0.7	1	0.6	1	0.1
Hepatitis A, acute	52	34.2	73	43.2	145	10.8
Hepatitis B, acute	3	2.0	6	3.6	40	3.0
Hepatitis B, chronic	17	11.2	17	10.1	124	9.2
Hepatitis C, acute	36	23.7	40	23.7	206	15.3

Condition	County		District		State	
	Count	Rate	Count	Rate	Count	Rate
Hepatitis C, chronic	175	115.0	193	114.2	1415	105.3
Hepatitis C, perinatal infection	0	0.0	0	0.0	7	0.5
Hepatitis D, acute	0	0.0	0	0.0	1	0.1
HIV	1	0.7	1	0.6	16	1.2
Influenza Associated Pediatric Mortality	0	0.0	0	0.0	1	0.1
Invasive Pneumococcal Disease	15	9.9	19	11.2	99	7.4
Legionellosis	2	1.3	2	1.2	11	0.8
Listeriosis	0	0.0	0	0.0	6	0.4
Lyme disease	85	55.9	89	52.7	1127	83.8
Malaria	0	0.0	0	0.0	2	0.1
Multisystem Inflammatory Syndrome (MIS)	0	0.0	0	0.0	1	0.1
Mumps	1	0.7	1	0.6	2	0.1
<i>Neisseria meningitidis</i> , invasive (Mening. disease)	1	0.7	1	0.6	2	0.1
Pertussis	0	0.0	1	0.6	30	2.2
Powassan	0	0.0	0	0.0	1	0.1
Psittacosis (Ornithosis)	0	0.0	0	0.0	1	0.1
Q fever	1	0.7	1	0.6	1	0.1
Rabies PEP	9	5.9	9	5.3	129	9.6
Rabies, animal	4	NA	4	NA	71	NA
<i>S. aureus</i> , methicillin resistant (MRSA), invasive	45	29.6	49	29.0	274	20.4
<i>S. aureus</i> , vancomycin intermediate susc (VISA)	0	0.0	0	0.0	1	0.1
Salmonellosis	6	3.9	7	4.1	111	8.3
Shiga toxin-producing <i>Escherichia coli</i> (STEC)	3	2.0	3	1.8	11	0.8
Shigellosis	0	0.0	0	0.0	4	0.3
Streptococcal toxic-shock syndrome	1	0.7	1	0.6	9	0.7
Syphilis	3	2.0	3	1.8	66	4.9
Tuberculosis	1	0.7	1	0.6	17	1.3
Varicella (Chickenpox)	4	2.6	4	2.4	33	2.5
Vibriosis	0	0.0	0	0.0	12	0.9
West Nile	0	0.0	0	0.0	1	0.1

Counts of confirmed and probable cases. Rates of confirmed and probable cases per 100,000 people.

PISCATAQUIS COUNTY



Condition	County		District		State	
	Count	Rate	Count	Rate	Count	Rate
Coronavirus Disease 2019 (COVID-19)	133	792.4	2452	1451.5	27211	2024.3
<i>Anaplasma phagocytophilum</i>	0	0.0	13	7.7	443	33.0
Babesiosis	0	0.0	1	0.6	67	5.0
<i>Borrelia miyamotoi</i>	0	0.0	0	0.0	12	0.9
Campylobacteriosis	4	23.8	24	14.2	177	13.2
Carbapenem-resistant <i>Enterobacteriaceae</i> (CRE)	0	0.0	4	2.4	151	11.2
<i>Chlamydia trachomatis</i> infection	29	172.8	448	265.2	3466	257.8
Cryptosporidiosis	5	29.8	20	11.8	72	5.4
Ehrlichiosis	0	0.0	1	0.6	2	0.1
Ehrlichiosis/Anaplasmosis, undetermined	0	0.0	0	0.0	2	0.1
Emerging Infection	0	0.0	0	0.0	4	0.3
Giardiasis	4	23.8	19	11.2	139	10.3
Gonorrhea	1	6.0	47	27.8	520	38.7
Group A <i>Streptococcus</i> , invasive	0	0.0	14	8.3	64	4.8
<i>Haemophilus influenzae</i> , invasive	0	0.0	0	0.0	9	0.7
Hemolytic uremic syndrome	0	0.0	1	0.6	1	0.1
Hepatitis A, acute	21	125.1	73	43.2	145	10.8
Hepatitis B, acute	3	17.9	6	3.6	40	3.0
Hepatitis B, chronic	0	0.0	17	10.1	124	9.2
Hepatitis C, acute	4	23.8	40	23.7	206	15.3

Condition	County		District		State	
	Count	Rate	Count	Rate	Count	Rate
Hepatitis C, chronic	18	107.2	193	114.2	1415	105.3
Hepatitis C, perinatal infection	0	0.0	0	0.0	7	0.5
Hepatitis D, acute	0	0.0	0	0.0	1	0.1
HIV	0	0.0	1	0.6	16	1.2
Influenza Associated Pediatric Mortality	0	0.0	0	0.0	1	0.1
Invasive Pneumococcal Disease	4	23.8	19	11.2	99	7.4
Legionellosis	0	0.0	2	1.2	11	0.8
Listeriosis	0	0.0	0	0.0	6	0.4
Lyme disease	4	23.8	89	52.7	1127	83.8
Malaria	0	0.0	0	0.0	2	0.1
Multisystem Inflammatory Syndrome (MIS)	0	0.0	0	0.0	1	0.1
Mumps	0	0.0	1	0.6	2	0.1
<i>Neisseria meningitidis</i> , invasive (Mening. disease)	0	0.0	1	0.6	2	0.1
Pertussis	1	6.0	1	0.6	30	2.2
Powassan	0	0.0	0	0.0	1	0.1
Psittacosis (Ornithosis)	0	0.0	0	0.0	1	0.1
Q fever	0	0.0	1	0.6	1	0.1
Rabies PEP	0	0.0	9	5.3	129	9.6
Rabies, animal	0	NA	4	NA	71	NA
<i>S. aureus</i> , methicillin resistant (MRSA), invasive	4	23.8	49	29.0	274	20.4
<i>S. aureus</i> , vancomycin intermediate susc (VISA)	0	0.0	0	0.0	1	0.1
Salmonellosis	1	6.0	7	4.1	111	8.3
Shiga toxin-producing <i>Escherichia coli</i> (STEC)	0	0.0	3	1.8	11	0.8
Shigellosis	0	0.0	0	0.0	4	0.3
Streptococcal toxic-shock syndrome	0	0.0	1	0.6	9	0.7
Syphilis	0	0.0	3	1.8	66	4.9
Tuberculosis	0	0.0	1	0.6	17	1.3
Varicella (Chickenpox)	0	0.0	4	2.4	33	2.5
Vibriosis	0	0.0	0	0.0	12	0.9
West Nile	0	0.0	0	0.0	1	0.1

Counts of confirmed and probable cases. Rates of confirmed and probable cases per 100,000 people.

SAGADAHOC COUNTY




Condition	County		District		State	
	Count	Rate	Count	Rate	Count	Rate
Coronavirus Disease 2019 (COVID-19)	436	1216.0	1548	1032.2	27211	2024.3
<i>Anaplasma phagocytophilum</i>	25	69.7	180	120.0	443	33.0
Babesiosis	7	19.5	39	26.0	67	5.0
<i>Borrelia miyamotoi</i>	1	2.8	7	4.7	12	0.9
Campylobacteriosis	1	2.8	19	12.7	177	13.2
Carbapenem-resistant <i>Enterobacteriaceae</i> (CRE)	6	16.7	20	13.3	151	11.2
<i>Chlamydia trachomatis</i> infection	65	181.3	284	189.4	3466	257.8
Cryptosporidiosis	3	8.4	7	4.7	72	5.4
Ehrlichiosis	0	0.0	0	0.0	2	0.1
Ehrlichiosis/Anaplasmosis, undetermined	0	0.0	0	0.0	2	0.1
Emerging Infection	0	0.0	0	0.0	4	0.3
Giardiasis	6	16.7	25	16.7	139	10.3
Gonorrhea	11	30.7	23	15.3	520	38.7
Group A <i>Streptococcus</i> , invasive	2	5.6	3	2.0	64	4.8
<i>Haemophilus influenzae</i> , invasive	0	0.0	0	0.0	9	0.7
Hemolytic uremic syndrome	0	0.0	0	0.0	1	0.1
Hepatitis A, acute	0	0.0	11	7.3	145	10.8
Hepatitis B, acute	0	0.0	3	2.0	40	3.0
Hepatitis B, chronic	1	2.8	11	7.3	124	9.2
Hepatitis C, acute	1	2.8	14	9.3	206	15.3

Condition	County		District		State	
	Count	Rate	Count	Rate	Count	Rate
Hepatitis C, chronic	19	53.0	155	103.3	1415	105.3
Hepatitis C, perinatal infection	0	0.0	0	0.0	7	0.5
Hepatitis D, acute	0	0.0	0	0.0	1	0.1
HIV	0	0.0	1	0.7	16	1.2
Influenza Associated Pediatric Mortality	0	0.0	0	0.0	1	0.1
Invasive Pneumococcal Disease	1	2.8	14	9.3	99	7.4
Legionellosis	0	0.0	1	0.7	11	0.8
Listeriosis	0	0.0	0	0.0	6	0.4
Lyme disease	27	75.3	304	202.7	1127	83.8
Malaria	0	0.0	0	0.0	2	0.1
Multisystem Inflammatory Syndrome (MIS)	0	0.0	0	0.0	1	0.1
Mumps	0	0.0	0	0.0	2	0.1
<i>Neisseria meningitidis</i> , invasive (Mening. disease)	0	0.0	0	0.0	2	0.1
Pertussis	0	0.0	5	3.3	30	2.2
Powassan	0	0.0	0	0.0	1	0.1
Psittacosis (Ornithosis)	0	0.0	0	0.0	1	0.1
Q fever	0	0.0	0	0.0	1	0.1
Rabies PEP	16	44.6	34	22.7	129	9.6
Rabies, animal	11	NA	20	NA	71	NA
<i>S. aureus</i> , methicillin resistant (MRSA), invasive	7	19.5	30	20.0	274	20.4
<i>S. aureus</i> , vancomycin intermediate susc (VISA)	0	0.0	0	0.0	1	0.1
Salmonellosis	1	2.8	11	7.3	111	8.3
Shiga toxin-producing <i>Escherichia coli</i> (STEC)	0	0.0	0	0.0	11	0.8
Shigellosis	0	0.0	0	0.0	4	0.3
Streptococcal toxic-shock syndrome	0	0.0	0	0.0	9	0.7
Syphilis	0	0.0	1	0.7	66	4.9
Tuberculosis	0	0.0	0	0.0	17	1.3
Varicella (Chickenpox)	1	2.8	9	6.0	33	2.5
Vibriosis	0	0.0	2	1.3	12	0.9
West Nile	0	0.0	0	0.0	1	0.1

Counts of confirmed and probable cases. Rates of confirmed and probable cases per 100,000 people.

SOMERSET COUNTY



50,484

Population



3.8%


of Maine's
Total Population

Condition	County		District		State	
	Count	Rate	Count	Rate	Count	Rate
Coronavirus Disease 2019 (COVID-19)	795	1574.8	2767	1601.4	27211	2024.3
<i>Anaplasma phagocytophilum</i>	10	19.8	43	24.9	443	33.0
Babesiosis	0	0.0	7	4.1	67	5.0
<i>Borrelia miyamotoi</i>	0	0.0	1	0.6	12	0.9
Campylobacteriosis	18	35.7	36	20.8	177	13.2
Carbapenem-resistant <i>Enterobacteriaceae</i> (CRE)	1	2.0	27	15.6	151	11.2
<i>Chlamydia trachomatis</i> infection	103	204.0	445	257.5	3466	257.8
Cryptosporidiosis	5	9.9	16	9.3	72	5.4
Ehrlichiosis	0	0.0	1	0.6	2	0.1
Ehrlichiosis/Anaplasmosis, undetermined	1	2.0	2	1.2	2	0.1
Emerging Infection	0	0.0	1	0.6	4	0.3
Giardiasis	9	17.8	20	11.6	139	10.3
Gonorrhea	8	15.8	44	25.5	520	38.7
Group A <i>Streptococcus</i> , invasive	0	0.0	3	1.7	64	4.8
<i>Haemophilus influenzae</i> , invasive	0	0.0	2	1.2	9	0.7
Hemolytic uremic syndrome	0	0.0	0	0.0	1	0.1
Hepatitis A, acute	14	27.7	18	10.4	145	10.8
Hepatitis B, acute	0	0.0	2	1.2	40	3.0
Hepatitis B, chronic	1	2.0	9	5.2	124	9.2
Hepatitis C, acute	15	29.7	35	20.3	206	15.3

Condition	County		District		State	
	Count	Rate	Count	Rate	Count	Rate
Hepatitis C, chronic	60	118.8	172	99.5	1415	105.3
Hepatitis C, perinatal infection	0	0.0	2	1.2	7	0.5
Hepatitis D, acute	0	0.0	0	0.0	1	0.1
HIV	3	5.9	4	2.3	16	1.2
Influenza Associated Pediatric Mortality	0	0.0	0	0.0	1	0.1
Invasive Pneumococcal Disease	3	5.9	9	5.2	99	7.4
Legionellosis	1	2.0	2	1.2	11	0.8
Listeriosis	0	0.0	2	1.2	6	0.4
Lyme disease	37	73.3	162	93.8	1127	83.8
Malaria	0	0.0	0	0.0	2	0.1
Multisystem Inflammatory Syndrome (MIS)	0	0.0	0	0.0	1	0.1
Mumps	0	0.0	0	0.0	2	0.1
<i>Neisseria meningitidis</i> , invasive (Mening. disease)	0	0.0	0	0.0	2	0.1
Pertussis	1	2.0	1	0.6	30	2.2
Powassan	0	0.0	0	0.0	1	0.1
Psittacosis (Ornithosis)	0	0.0	0	0.0	1	0.1
Q fever	0	0.0	0	0.0	1	0.1
Rabies PEP	6	11.9	17	9.8	129	9.6
Rabies, animal	1	NA	9	NA	71	NA
<i>S. aureus</i> , methicillin resistant (MRSA), invasive	10	19.8	44	25.5	274	20.4
<i>S. aureus</i> , vancomycin intermediate susc (VISA)	0	0.0	1	0.6	1	0.1
Salmonellosis	8	15.8	18	10.4	111	8.3
Shiga toxin-producing <i>Escherichia coli</i> (STEC)	1	2.0	2	1.2	11	0.8
Shigellosis	1	2.0	1	0.6	4	0.3
Streptococcal toxic-shock syndrome	0	0.0	0	0.0	9	0.7
Syphilis	3	5.9	7	4.1	66	4.9
Tuberculosis	0	0.0	0	0.0	17	1.3
Varicella (Chickenpox)	1	2.0	2	1.2	33	2.5
Vibriosis	0	0.0	1	0.6	12	0.9
West Nile	0	0.0	0	0.0	1	0.1

Counts of confirmed and probable cases. Rates of confirmed and probable cases per 100,000 people.

WALDO COUNTY



39,715

Population



3.0%


of Maine's
Total Population

Condition	County		District		State	
	Count	Rate	Count	Rate	Count	Rate
Coronavirus Disease 2019 (COVID-19)	395	994.6	1548	1032.2	27211	2024.3
<i>Anaplasma phagocytophilum</i>	55	138.5	180	120.0	443	33.0
Babesiosis	3	7.6	39	26.0	67	5.0
<i>Borrelia miyamotoi</i>	0	0.0	7	4.7	12	0.9
Campylobacteriosis	4	10.1	19	12.7	177	13.2
Carbapenem-resistant <i>Enterobacteriaceae</i> (CRE)	2	5.0	20	13.3	151	11.2
<i>Chlamydia trachomatis</i> infection	82	206.5	284	189.4	3466	257.8
Cryptosporidiosis	2	5.0	7	4.7	72	5.4
Ehrlichiosis	0	0.0	0	0.0	2	0.1
Ehrlichiosis/Anaplasmosis, undetermined	0	0.0	0	0.0	2	0.1
Emerging Infection	0	0.0	0	0.0	4	0.3
Giardiasis	10	25.2	25	16.7	139	10.3
Gonorrhea	7	17.6	23	15.3	520	38.7
Group A <i>Streptococcus</i> , invasive	1	2.5	3	2.0	64	4.8
<i>Haemophilus influenzae</i> , invasive	0	0.0	0	0.0	9	0.7
Hemolytic uremic syndrome	0	0.0	0	0.0	1	0.1
Hepatitis A, acute	9	22.7	11	7.3	145	10.8
Hepatitis B, acute	1	2.5	3	2.0	40	3.0
Hepatitis B, chronic	6	15.1	11	7.3	124	9.2
Hepatitis C, acute	6	15.1	14	9.3	206	15.3

Condition	County		District		State	
	Count	Rate	Count	Rate	Count	Rate
Hepatitis C, chronic	36	90.6	155	103.3	1415	105.3
Hepatitis C, perinatal infection	0	0.0	0	0.0	7	0.5
Hepatitis D, acute	0	0.0	0	0.0	1	0.1
HIV	0	0.0	1	0.7	16	1.2
Influenza Associated Pediatric Mortality	0	0.0	0	0.0	1	0.1
Invasive Pneumococcal Disease	2	5.0	14	9.3	99	7.4
Legionellosis	0	0.0	1	0.7	11	0.8
Listeriosis	0	0.0	0	0.0	6	0.4
Lyme disease	91	229.1	304	202.7	1127	83.8
Malaria	0	0.0	0	0.0	2	0.1
Multisystem Inflammatory Syndrome (MIS)	0	0.0	0	0.0	1	0.1
Mumps	0	0.0	0	0.0	2	0.1
<i>Neisseria meningitidis</i> , invasive (Mening. disease)	0	0.0	0	0.0	2	0.1
Pertussis	4	10.1	5	3.3	30	2.2
Powassan	0	0.0	0	0.0	1	0.1
Psittacosis (Ornithosis)	0	0.0	0	0.0	1	0.1
Q fever	0	0.0	0	0.0	1	0.1
Rabies PEP	4	10.1	34	22.7	129	9.6
Rabies, animal	4	NA	20	NA	71	NA
<i>S. aureus</i> , methicillin resistant (MRSA), invasive	6	15.1	30	20.0	274	20.4
<i>S. aureus</i> , vancomycin intermediate susc (VISA)	0	0.0	0	0.0	1	0.1
Salmonellosis	4	10.1	11	7.3	111	8.3
Shiga toxin-producing <i>Escherichia coli</i> (STEC)	0	0.0	0	0.0	11	0.8
Shigellosis	0	0.0	0	0.0	4	0.3
Streptococcal toxic-shock syndrome	0	0.0	0	0.0	9	0.7
Syphilis	0	0.0	1	0.7	66	4.9
Tuberculosis	0	0.0	0	0.0	17	1.3
Varicella (Chickenpox)	4	10.1	9	6.0	33	2.5
Vibriosis	0	0.0	2	1.3	12	0.9
West Nile	0	0.0	0	0.0	1	0.1

Counts of confirmed and probable cases. Rates of confirmed and probable cases per 100,000 people.

WASHINGTON COUNTY



31,379

Population




2.3%
of Maine's
Total Population

Condition	County		District		State	
	Count	Rate	Count	Rate	Count	Rate
Coronavirus Disease 2019 (COVID-19)	402	1281.1	988	1144.0	27211	2024.3
<i>Anaplasma phagocytophilum</i>	0	0.0	35	40.5	443	33.0
Babesiosis	0	0.0	4	4.6	67	5.0
<i>Borrelia miyamotoi</i>	0	0.0	0	0.0	12	0.9
Campylobacteriosis	3	9.6	9	10.4	177	13.2
Carbapenem-resistant <i>Enterobacteriaceae</i> (CRE)	1	3.2	1	1.2	151	11.2
<i>Chlamydia trachomatis</i> infection	70	223.1	179	207.3	3466	257.8
Cryptosporidiosis	1	3.2	6	6.9	72	5.4
Ehrlichiosis	0	0.0	0	0.0	2	0.1
Ehrlichiosis/Anaplasmosis, undetermined	0	0.0	0	0.0	2	0.1
Emerging Infection	0	0.0	0	0.0	4	0.3
Giardiasis	4	12.7	19	22.0	139	10.3
Gonorrhea	7	22.3	15	17.4	520	38.7
Group A <i>Streptococcus</i> , invasive	0	0.0	4	4.6	64	4.8
<i>Haemophilus influenzae</i> , invasive	0	0.0	1	1.2	9	0.7
Hemolytic uremic syndrome	0	0.0	0	0.0	1	0.1
Hepatitis A, acute	2	6.4	7	8.1	145	10.8
Hepatitis B, acute	1	3.2	1	1.2	40	3.0
Hepatitis B, chronic	2	6.4	5	5.8	124	9.2
Hepatitis C, acute	5	15.9	9	10.4	206	15.3

Condition	County		District		State	
	Count	Rate	Count	Rate	Count	Rate
Hepatitis C, chronic	39	124.3	91	105.4	1415	105.3
Hepatitis C, perinatal infection	1	3.2	1	1.2	7	0.5
Hepatitis D, acute	0	0.0	0	0.0	1	0.1
HIV	0	0.0	0	0.0	16	1.2
Influenza Associated Pediatric Mortality	0	0.0	0	0.0	1	0.1
Invasive Pneumococcal Disease	4	12.7	6	6.9	99	7.4
Legionellosis	1	3.2	2	2.3	11	0.8
Listeriosis	0	0.0	0	0.0	6	0.4
Lyme disease	33	105.2	150	173.7	1127	83.8
Malaria	0	0.0	0	0.0	2	0.1
Multisystem Inflammatory Syndrome (MIS)	0	0.0	0	0.0	1	0.1
Mumps	0	0.0	0	0.0	2	0.1
<i>Neisseria meningitidis</i> , invasive (Mening. disease)	0	0.0	0	0.0	2	0.1
Pertussis	0	0.0	2	2.3	30	2.2
Powassan	0	0.0	0	0.0	1	0.1
Psittacosis (Ornithosis)	0	0.0	0	0.0	1	0.1
Q fever	0	0.0	0	0.0	1	0.1
Rabies PEP	0	0.0	2	2.3	129	9.6
Rabies, animal	1	NA	3	NA	71	NA
<i>S. aureus</i> , methicillin resistant (MRSA), invasive	6	19.1	12	13.9	274	20.4
<i>S. aureus</i> , vancomycin intermediate susc (VISA)	0	0.0	0	0.0	1	0.1
Salmonellosis	3	9.6	6	6.9	111	8.3
Shiga toxin-producing <i>Escherichia coli</i> (STEC)	0	0.0	1	1.2	11	0.8
Shigellosis	0	0.0	0	0.0	4	0.3
Streptococcal toxic-shock syndrome	0	0.0	0	0.0	9	0.7
Syphilis	0	0.0	2	2.3	66	4.9
Tuberculosis	0	0.0	1	1.2	17	1.3
Varicella (Chickenpox)	0	0.0	5	5.8	33	2.5
Vibriosis	0	0.0	1	1.2	12	0.9
West Nile	0	0.0	0	0.0	1	0.1

Counts of confirmed and probable cases. Rates of confirmed and probable cases per 100,000 people.

YORK COUNTY



207,641

Population



of Maine's
Total Population

Condition	County		District		State	
	Count	Rate	Count	Rate	Count	Rate
Coronavirus Disease 2019 (COVID-19)	5971	2875.6	5971	2875.6	27211	2024.3
<i>Anaplasma phagocytophilum</i>	49	23.6	49	23.6	443	33.0
Babesiosis	7	3.4	7	3.4	67	5.0
<i>Borrelia miyamotoi</i>	1	0.5	1	0.5	12	0.9
Campylobacteriosis	23	11.1	23	11.1	177	13.2
Carbapenem-resistant <i>Enterobacteriaceae</i> (CRE)	30	14.4	30	14.4	151	11.2
<i>Chlamydia trachomatis</i> infection	441	212.4	441	212.4	3466	257.8
Cryptosporidiosis	10	4.8	10	4.8	72	5.4
Ehrlichiosis	0	0.0	0	0.0	2	0.1
Ehrlichiosis/Anaplasmosis, undetermined	0	0.0	0	0.0	2	0.1
Emerging Infection	0	0.0	0	0.0	4	0.3
Giardiasis	10	4.8	10	4.8	139	10.3
Gonorrhea	67	32.3	67	32.3	520	38.7
Group A <i>Streptococcus</i> , invasive	14	6.7	14	6.7	64	4.8
<i>Haemophilus influenzae</i> , invasive	1	0.5	1	0.5	9	0.7
Hemolytic uremic syndrome	0	0.0	0	0.0	1	0.1
Hepatitis A, acute	17	8.2	17	8.2	145	10.8
Hepatitis B, acute	2	1.0	2	1.0	40	3.0
Hepatitis B, chronic	8	3.9	8	3.9	124	9.2
Hepatitis C, acute	17	8.2	17	8.2	206	15.3

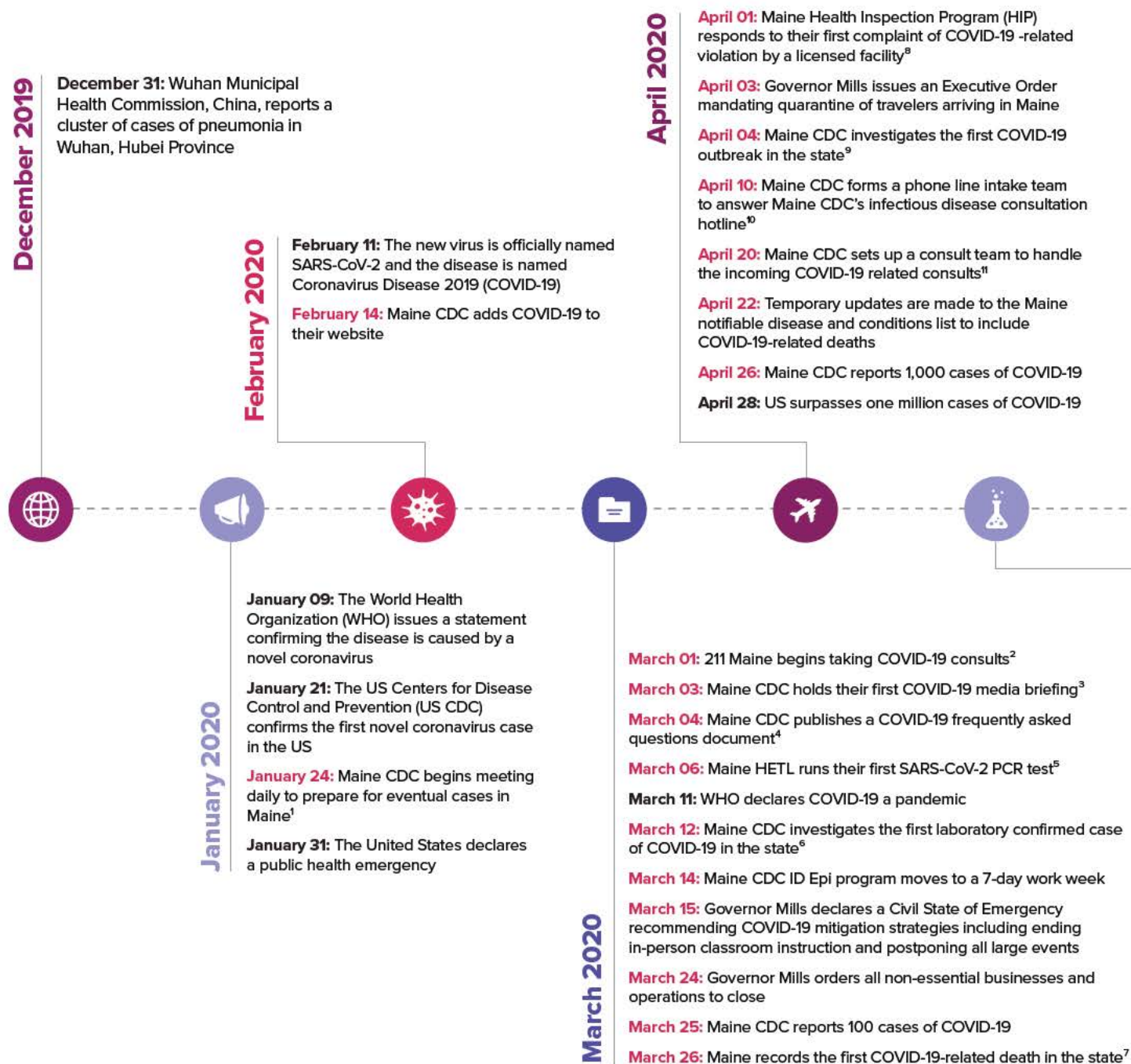
Condition	County		District		State	
	Count	Rate	Count	Rate	Count	Rate
Hepatitis C, chronic	198	95.4	198	95.4	1415	105.3
Hepatitis C, perinatal infection	2	1.0	2	1.0	7	0.5
Hepatitis D, acute	0	0.0	0	0.0	1	0.1
HIV	2	1.0	2	1.0	16	1.2
Influenza Associated Pediatric Mortality	1	0.5	1	0.5	1	0.1
Invasive Pneumococcal Disease	8	3.9	8	3.9	99	7.4
Legionellosis	1	0.5	1	0.5	11	0.8
Listeriosis	1	0.5	1	0.5	6	0.4
Lyme disease	139	66.9	139	66.9	1127	83.8
Malaria	0	0.0	0	0.0	2	0.1
Multisystem Inflammatory Syndrome (MIS)	0	0.0	0	0.0	1	0.1
Mumps	0	0.0	0	0.0	2	0.1
<i>Neisseria meningitidis</i> , invasive (Mening. disease)	0	0.0	0	0.0	2	0.1
Pertussis	10	4.8	10	4.8	30	2.2
Powassan	1	0.5	1	0.5	1	0.1
Psittacosis (Ornithosis)	1	0.5	1	0.5	1	0.1
Q fever	0	0.0	0	0.0	1	0.1
Rabies PEP	26	12.5	26	12.5	129	9.6
Rabies, animal	7	NA	7	NA	71	NA
<i>S. aureus</i> , methicillin resistant (MRSA), invasive	32	15.4	32	15.4	274	20.4
<i>S. aureus</i> , vancomycin intermediate susc (VISA)	0	0.0	0	0.0	1	0.1
Salmonellosis	26	12.5	26	12.5	111	8.3
Shiga toxin-producing <i>Escherichia coli</i> (STEC)	3	1.4	3	1.4	11	0.8
Shigellosis	1	0.5	1	0.5	4	0.3
Streptococcal toxic-shock syndrome	4	1.9	4	1.9	9	0.7
Syphilis	12	5.8	12	5.8	66	4.9
Tuberculosis	5	2.4	5	2.4	17	1.3
Varicella (Chickenpox)	2	1.0	2	1.0	33	2.5
Vibriosis	3	1.4	3	1.4	12	0.9
West Nile	0	0.0	0	0.0	1	0.1

Counts of confirmed and probable cases. Rates of confirmed and probable cases per 100,000 people.

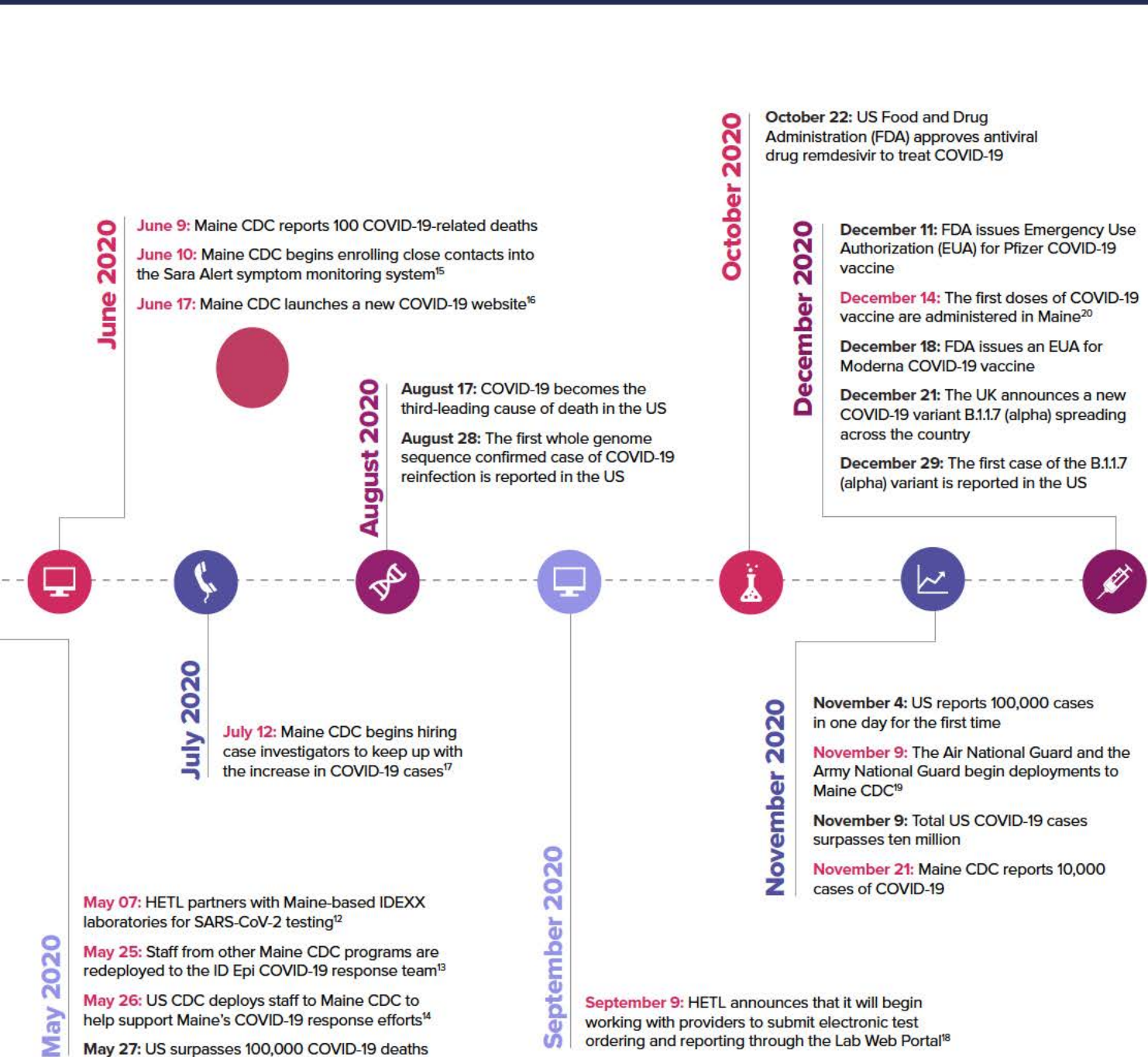
COVID-19 Timeline

DECEMBER 2019 – DECEMBER 2020

● Maine events ● National/international events



In response to the coronavirus pandemic starting in 2020, Maine CDC's Infectious Disease Epidemiology Program (ID Epi) led surveillance efforts in Maine to track and control the spread of the virus. During this time, the program transformed from a small team of epidemiologists, health educators, and informaticists to a dynamic network of teams all dedicated to protecting the health of Maine people during the pandemic. This timeline presents milestones of the response that took place during 2020 as the program adapted to the changing demands of the pandemic. More information about featured milestones, distinguished by superscripts, can be found on the following page.




COVID-19 TIMELINE CONTINUED

Featured COVID-19 Milestones

1. With the announcement of a cluster of viral pneumonia cases in China, Maine CDC began meeting internally, with regular daily meetings starting January 24. Daily meetings continued 7 days a week for the remainder of 2020 and were extended to other Maine governmental agencies and stakeholders.
2. Maine CDC contracted with 211 Maine to help answer frequently asked questions about COVID-19 including travel, quarantine, and isolation. In 2020, 211 Maine handled **51,901 total COVID-19-related consults**.
3. Maine CDC held media briefings regularly to provide COVID-19 reminders, guidance, and updates for the public. Maine CDC held **145 COVID-19-related media briefings** in 2020.
4. The Frequently Asked Questions (FAQs) document was regularly updated to reflect changes in recommendations, guidance, and understanding of COVID-19. The FAQs were **viewed 37,089** times during 2020.
5. Initially, all tests performed at public health laboratories were sent to the US CDC for confirmation. HETL conducted 222,284 total SARS-CoV-2 tests in 2020 with the help of **33 HETL staff and 12 IDEXX contractors**.
6. Maine CDC investigates many of the positive COVID-19 test results reported to the state. These investigations allow Maine CDC to provide direct guidance and answer questions, as well as collect data to further the understanding of the disease. In 2020, Maine CDC reported 25,979 cases of COVID-19 and investigated 20,138 cases.
7. In 2020, Maine recorded **427 COVID-19-related deaths** of residents.
8. HIP's COVID-19 response involved following up on all COVID-19 complaints, providing licensees with education on the Governor's Executive Orders and the Department of Economic and Community Development (DECD) prevention checklist, and pursuing enforcement for non-compliance. Over 800 complaints were followed up by 16 HIP employees (11 inspectors and 5 office staff) who were involved in the response during 2020. HIP issued **96 imminent health hazard findings** and **23 temporary suspensions** in 2020.
9. Through outbreak investigations, Maine CDC epidemiologists were able to provide guidance, coordinate universal testing, and collect necessary data to help curb COVID-19 transmission. Maine CDC **investigated 579 COVID-19 outbreaks** in 2020.
10. The public, healthcare providers, and other entities use the hotline to call in COVID-19 related questions and report cases and outbreaks. Twenty redeployed Maine CDC staff and 6 hired staff were tasked with phone call intake in 2020.
11. The consult team responded to a wide range of COVID-19-related questions, complaints, and reports called in by the public, healthcare providers, and others. In 2020, Maine CDC's consult team was composed of 32 redeployed staff and 11 hired staff. The team responded to **20,221 consults**.
12. To increase laboratory testing capacity, HETL partnered with IDEXX. The partnership more than tripled the State's COVID-19 testing capacity.

13. Staff from Maine CDC, and eventually other DHHS programs put aside their daily jobs to conduct interviews and provide guidance to people with COVID-19 through case investigation and contact tracing. In 2020, Maine CDC brought on **67 redeployed staff** to help the ID Epi program.
14. Six federal CDC employees spent over 8 weeks in Maine assisting the ID Epi program in areas including data management and building contact monitoring protocols.
15. Quarantine and monitoring are recommended for all close contacts to reduce the spread of COVID-19. Contacts are notified of their exposure and enrolled in an automated symptom monitoring system by Maine CDC's contact tracing team. Seventy total staff were hired in 2020 to conduct contact tracing, which includes communication with close contacts and Sara Alert enrollment. Sara Alert enrolled **57,127 close contacts** in 2020.
16. The COVID-19 website includes pages for COVID-19 related guidance and resources, as well as a data page with COVID-19 data updated daily. During 2020, the coronavirus homepage was **viewed 3,103,003 times** and the COVID-19 data page was **viewed 4,346,630 times**.
17. Maine CDC trained case investigators on COVID-19 recommendations and guidance, data collection, and data entry. During 2020, Maine CDC hired **43 case investigators** to conduct case interviews and provide guidance to those affected by COVID-19. Maine CDC held 11 classes of case investigation training to prepare case investigators in 2020.
18. HETL's transition to an electronic portal reporting greatly reduced data entry and result turn-around-times.
19. Airmen and Guardsmen deployed to help the ID Epi program with COVID-19 response related activities. **Twenty-five total Airmen and Guardsmen deployed to Maine CDC** in 2020.
20. Mainers received **16,300 COVID-19 vaccine doses** by the end of 2020.



Workgroup Summaries



FOOD SAFETY WORKGROUP

The Maine Interagency Food Safety Workgroup is led by Maine CDC's Foodborne Disease Epidemiologist comprising representatives from state agencies, federal agencies, and other organizations involved in improving food safety in Maine (including, but not limited to, Maine Department of Marine Resources (DMR); Maine Department of Agriculture, Conservation, and Forestry (DACF); Maine Department of Education (DOE); United States Department of Agriculture (USDA); the FDA; and the University of Maine Cooperative Extension). These organizations and agencies collaborate to reduce the incidence of foodborne and waterborne infectious diseases in the state, respond to foodborne and waterborne outbreaks, and work together to advance food safety initiatives. The Workgroup usually meets quarterly during the year to discuss the latest developments and cooperate to improve response and prevention. It occasionally holds trainings and exercises for its member agencies.

Members of the Workgroup and Maine CDC infectious disease epidemiologists collaborated on several outbreak investigations over the course of the year. Members of the Workgroup also assisted with the COVID-19 pandemic response.

INFLUENZA WORK GROUP

Maine's Influenza Workgroup coordinates surveillance and response to influenza and maintains the Pandemic Influenza Operations Plan. The Workgroup is chaired by the Influenza Surveillance Coordinator and includes representatives from ID Epi; Public Health Preparedness; the Maine Immunization Program; Public Health Nursing; HETL; DACF; and other relevant partners. Throughout 2020, Maine Influenza Workgroup members were actively involved in the COVID-19 response. The response demands meant the Workgroup only met during the third quarter. As in previous years, the Influenza Workgroup sponsored a start of influenza season conference call for health care providers and laboratories to update them on new guidance and reporting requirements prior to the start of the 2020-2021 influenza season.



RABIES WORKGROUP

The Maine Rabies Workgroup meets quarterly to address current topics in statewide rabies prevention and management. The Workgroup, co-chaired by the State Epidemiologist and the State Veterinarian, is comprised of animal and human health representatives from local, state, and federal agencies whose mission is to control the spread of rabies, a fatal zoonotic disease that is endemic in Maine. Agencies and organizations that participate in the Workgroup include, but are not limited to: Maine CDC, Maine DACF, HETL, Maine Department of Inland Fisheries and Wildlife (Maine IF&W), USDA, Maine Veterinary Medical Association, Maine Federation of Humane Societies, and the Maine Animal Control Association.

Members of the Workgroup provide training to town animal control officers and game wardens regarding rabies biology and prevention and control of the disease in Maine. The USDA's Animal and Plant Health Inspection Service distributes oral rabies vaccines in northern and eastern areas of the state with the goal to reduce the incidence of raccoon rabies.

This year, the Workgroup faced limitations in and restrictions on project collaborations due to the need for partners and stakeholders to reprioritize their efforts in response to the COVID-19 pandemic. However, the Workgroup maintained ongoing meetings to discuss rabies education, surveillance, and control activities in Maine.

VECTORBORNE WORKGROUP

Maine's Vectorborne Workgroup meets every other month to address current topics in vectorborne diseases including illnesses spread by ticks, mosquitoes, and vectors of other medical importance like browntail moths. The Workgroup is chaired by the ID Epi Director at Maine CDC and includes representatives from epidemiology, environmental health, HETL, Maine DACF, Maine DOE, Maine Department of Environmental Protection, Maine Medical Center Research Institute, University of Maine Cooperative Extension, Maine IF&W, the Biodiversity Research Institute, pest control companies, and other relevant individuals.

Subcommittees include the Wildlife Subcommittee which works on issues like deer density and the Messaging and Education Committee which works on creating and standardizing information for common questions and outreach. The Workgroup coordinates mosquito and tick surveillance within the state, and supports Lyme Disease Awareness Month in May.

This year, the Workgroup faced limitations in and restrictions on project collaborations due to the need for partners and stakeholders to reprioritize their efforts in response to the COVID-19 pandemic. However, the Workgroup maintained ongoing meetings to discuss vectorborne disease education and surveillance activities as well as emerging vectorborne issues in Maine.

Maine's Ryan White Part B and AIDS Drug Assistance Program

The Ryan White Part B Program helps low-income people living with HIV (PLWH) in Maine fill gaps in care and treatment by providing a variety of services. Financial help is available for food, dental care, and housing. Case management is available for those who do not qualify for other available case management. The AIDS Drug Assistance Program (ADAP) helps Ryan White Part B members obtain and maintain access to prescription drugs to treat HIV and its related conditions.

PEOPLE LIVING WITH HIV UTILIZING RYAN WHITE PART B SERVICES, 2015-2020

Service	2015	2016	2017	2018	2019	2020
Dental assistance	183	180	279	293	290	252
Food assistance	497	522	579	584	561	512
Full-cost drugs	110	120	106	118	116	90
Housing assistance	168	199	257	304	324	274
Insurance premiums	208	190	240	299	307	248
Lab tests	14	20	24	25	21	15
Case management	87	90	97	101	118	119
Prescription wrap-around	626	602	544	560	394	369
COVID-19 emergency assistance	N/A	N/A	N/A	N/A	N/A	234
Total utilizing members	882	923	939	987	987	973

PLWH who are virally suppressed* are less likely to develop HIV-related complications, so they lead longer, healthier lives and require less costly care. PLWH who are virally suppressed are much less likely to transmit the virus to others. The National HIV/AIDS Strategy calls for viral suppression among 80 percent of all PLWH in the U.S. by 2020. In 2020, 87 percent of Part B Program enrollees were virally suppressed as of the last result reported in 2020.



VIRAL SUPPRESSION* AMONG RYAN WHITE PART B ENROLLEES BY PUBLIC HEALTH DISTRICT, 2020

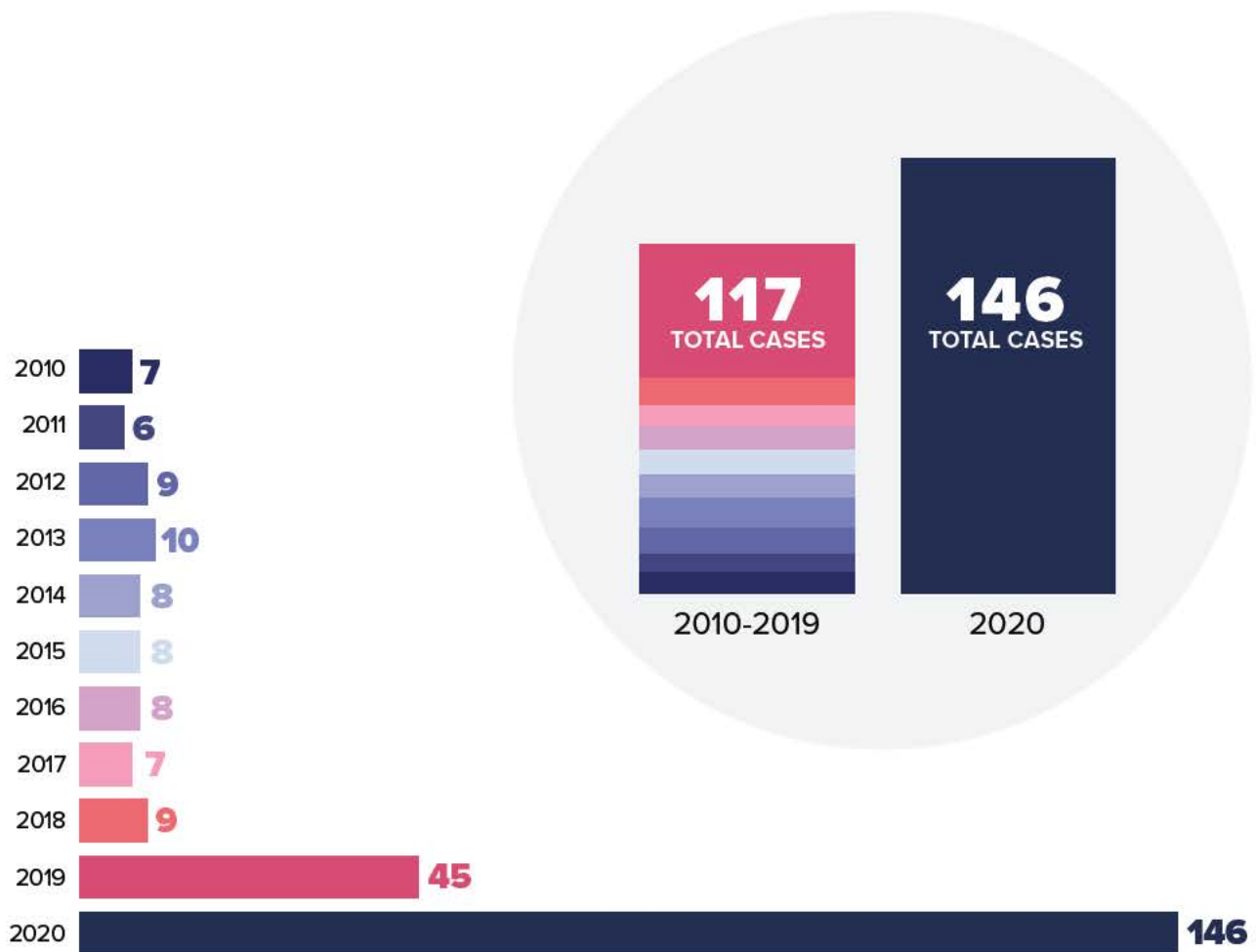
District	Number Virally Suppressed	Number Enrolled	% Virally Suppressed
Aroostook	20	25	80%
Central	110	120	92%
Cumberland	349	396	88%
Downeast	61	74	82%
Mid Coast	69	78	88%
Penquis	74	84	88%
Western	126	143	88%
York	125	151	83%
Overall	934	1,071	87%

* Defined as a very small amount of the virus in the blood (less than 200 copies/mL).

Hepatitis A in Maine, 2020

Hepatitis A is a vaccine-preventable liver infection caused by the hepatitis A virus. Hepatitis A can be very contagious and can be transmitted through close contact with an infected individual or eating or drinking contaminated food or water. Symptoms include fever, feeling tired, loss of appetite, nausea, vomiting, and abdominal pain. Dark urine, clay-colored bowel movements, joint pain, and jaundice are also commonly reported. Symptoms usually go away on their own but in people with poor health, hepatitis A can lead to serious health problems and even death.

Since 2019, Maine has been experiencing an ongoing statewide outbreak and surge in hepatitis A cases. More than half of the other states in the United States are also seeing increases and statewide outbreaks of the disease. In years prior, between 2010 and 2018, Maine had ten or fewer confirmed cases of hepatitis A in a given year. Thus, the increase in cases is quite significant with 47 in 2019 and 145 in 2020 (see graph). Cases of this disease appeared throughout the state in 2020 with the most cases coming from Penobscot County.



CONFIRMED HEPATITIS A CASES BY YEAR, MAINE 2010-2020

RISK FACTORS OF AND POPULATIONS AT INCREASED RISK OF HEPATITIS A INFECTION IDENTIFIED IN 2020

There are several risk factors for hepatitis A infection, including poor sanitation, sex with an infected individual, and drug use. In 2020, when interviewed by Maine CDC, more than half of hepatitis A cases (76) reported intravenous drug use. The vast majority of cases of the disease are acquired within the state.

Hepatitis A can be spread by close physical contact, sexual contact, and sharing of drugs between people. In 2020, Maine CDC identified an increase in hepatitis A infections among individuals associated with drug use and those experiencing homelessness. Transmission can easily occur among those in close contact with others and living in close quarters. At least twenty-six (26) cases of hepatitis A in 2020 were noted to have contact with other known hepatitis A cases.

PREVENTION AND CONTROL STRATEGIES UTILIZED IN 2020

In 2020, Maine CDC shared hepatitis A prevention, control, and awareness messages through a variety of ways. This included outreach with local hospitals, jails, and Federally Qualified Health Centers. Maine CDC released numerous health alerts and press releases with recommendations.

These messages highlight that the best way to protect against hepatitis A is to get the vaccine. The hepatitis A vaccine is extremely safe and effective. Maine CDC made efforts to remind providers to ensure their patients are up to date on hepatitis A and all other recommended vaccines. Many people may have missed vaccinations due to the COVID-19 pandemic.

The hepatitis A vaccine has another extremely important benefit of offering prophylactic protection, meaning it can prevent illness if given to someone who is unvaccinated shortly after a potential exposure. If given within two weeks of exposure, hepatitis A prophylaxis is not only extremely effective against infection but also provides lifelong protection if a subsequent booster is received. Hepatitis A, as well as other essential vaccines are available to uninsured and underinsured adults in Maine at a number of Federally Qualified Health Centers across the state.

Maine CDC works with individuals who tested positive to identify others they might have potentially exposed through close contact. This includes those who worked in food service who may have worked while infectious. In 2020, Maine CDC made prophylaxis recommendations for at least 217 known close contacts of cases in order to attempt to prevent additional cases. In addition, Maine CDC notified the public about potential exposures to hepatitis A through infected food workers who were infected and made recommendations about prophylaxis.



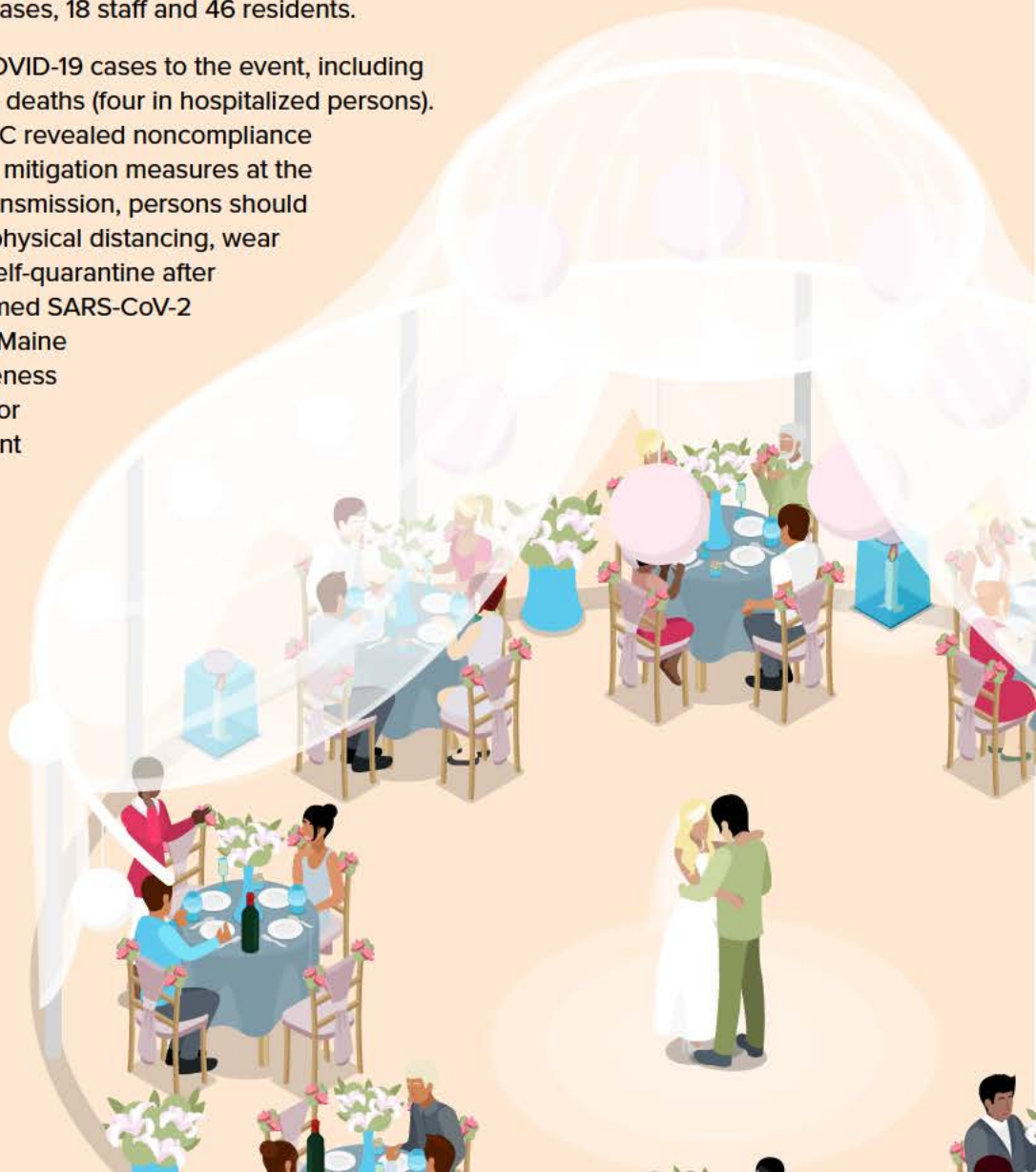
THE BEST WAY TO PROTECT AGAINST HEPATITIS A IS TO GET THE VACCINE.

COVID-19 Millinocket-Area Wedding Reception Outbreak

Large indoor gatherings pose a high risk for transmission of SARS-CoV-2, the virus that causes Coronavirus Disease 2019 (COVID-19), and have the potential to be super-spreading events. Such events are associated with explosive growth, followed by sustained transmission. During August 7– September 14, 2020, Maine CDC investigated a COVID-19 outbreak linked to a wedding reception attended by 55 persons in a rural Maine town. This began on August 12, 2020, when Maine CDC received positive COVID-19 results for two individuals who had participated in a wedding reception hosted in the Millinocket area of Maine on August 7, 2020. This event hosted 55 guests which exceeded Maine's limit for indoor gatherings (50 people or less) at the time. By August 20, Maine CDC had identified 27 positive COVID-19 cases who had attended the wedding.

One event participant attended an in-person school meeting the same day, resulting in a two-week delay in opening local schools. Secondary and tertiary transmission led to outbreaks at a long-term care facility (LTC) 100 miles away and at a correctional facility approximately 200 miles away. The LTC ended up identifying 38 additional positives throughout phases of universal testing. The correctional facility identified 64 additional positive cases, 18 staff and 46 residents.

Overall, Maine CDC linked 177 COVID-19 cases to the event, including seven hospitalizations and seven deaths (four in hospitalized persons). Investigations done by Maine CDC revealed noncompliance with Maine CDC's recommended mitigation measures at the wedding reception. To reduce transmission, persons should avoid large gatherings, practice physical distancing, wear masks, stay home when ill, and self-quarantine after exposure to a person with confirmed SARS-CoV-2 infection. Persons can work with Maine CDC to increase COVID-19 awareness and determine the best policies for organizing social events to prevent outbreaks in their communities.



NOTIFIABLE DISEASES AND CONDITIONS LIST

24 Hours A Day, 7 Days A Week Disease Reporting:

Telephone: 1-800-821-5821 Fax: 1-800-293-7534☎ Conditions are reportable **immediately** by telephone on recognition or strong suspicion of diseaseAll others are reportable by telephone, fax, electronic lab report, or mail within **48 hours** of recognition or strong suspicion of disease→ ☐ Directors of laboratories are to submit isolates or clinical specimens, as well as any isolates or clinical specimens as requested by Maine CDC, to the *Maine Health and Environmental Testing Laboratory* for confirmation, typing, and/or antibiotic sensitivity

Acid-Fast Bacillus → ☐	Legionellosis
Acquired Immunodeficiency Syndrome (AIDS)	Leptospirosis
Acute flaccid myelitis (AFM) ¹	Listeriosis → ☐ (<i>Listeria monocytogenes</i>)
Anaplasmosis	Lyme Disease
☎ Anthrax → ☐ (<i>Bacillus anthracis</i>)	Malaria
Babesiosis	☎ Measles → ☐ (Rubeola virus)
☎ Botulism → ☐ (<i>Clostridium botulinum</i>)	☎ Meningococcal Disease, invasive → ☐ (<i>Neisseria meningitidis</i>)
<i>Borrelia miyamotoi</i>	☎ Mumps → ☐
☎ Brucellosis → ☐ (<i>Brucella</i> species)	☎ Pertussis
California Serogroup Viruses	☎ Plague → ☐ (<i>Yersinia pestis</i>)
Campylobacteriosis	☎ Poliomyelitis → ☐ (Polio virus)
☎ <i>Candida auris</i> ² → ☐	Powassan Virus
☎ Carbapenemase-producing carbapenem-resistant organisms ³ → ☐	Psittacosis
Carbon Monoxide Poisoning ⁴	☎ Q Fever
Chancroid	☎ Rabies (human and animal) → ☐ (Rabies virus)
Chlamydia	Rabies Post-Exposure Prophylaxis
Chickenpox (Varicella)	☎ Ricin Poisoning → ☐
Chikungunya	☎ Rubella (including congenital) → ☐ (Rubella virus)
☎ Coronavirus, Novel, MERS, and SARS → ☐	Salmonellosis → ☐ (<i>Salmonella</i> species)
Creutzfeldt-Jakob disease, <55 years of age	☎ Shellfish Poisoning
Cryptosporidiosis	Shigellosis → ☐ (<i>Shigella</i> species)
Cyclosporiasis	☎ Smallpox → ☐ (Variola virus)
Dengue	Spotted Fever Rickettsiosis
☎ Diphtheria → ☐ (<i>Corynebacterium diphtheriae</i>)	St. Louis Encephalitis
<i>E. coli</i> , Shiga toxin-producing (STEC) → ☐	☎ <i>Staphylococcus aureus</i> non-susceptible to Vancomycin ⁶ → ☐
Eastern Equine Encephalitis	<i>Streptococcus</i> Group A, invasive
Ehrlichiosis	<i>Streptococcus pneumoniae</i> , invasive
Giardiasis	Syphilis
Gonorrhea	☎ Tetanus → ☐ (<i>Clostridium tetani</i>)
<i>Haemophilus influenzae</i> , invasive → ☐	Trichinosis
Hantavirus, pulmonary and non-pulmonary syndromes	☎ Tuberculosis (active and presumptive) → ☐ (<i>Mycobacterium tuberculosis</i>)
Hemolytic-uremic syndrome (post-diarrheal)	☎ Tularemia → ☐ (<i>Francisella tularensis</i>)
☎ Hepatitis A, B, C, D, E (acute)	Vibrio species, including Cholera → ☐ (<i>Vibrio</i> species)
Hepatitis B, C, D (chronic)	Vaping-associated pulmonary illness ⁷
Human Immunodeficiency Virus (HIV) ⁵	☎ Viral Hemorrhagic Fever
Influenza-associated pediatric death	West Nile Virus
☎ Influenza A, Novel → ☐	Western Equine Encephalitis
Influenza-associated hospitalization, laboratory-confirmed	Yellow Fever
	Zika virus disease
	☎ Any Case of Unusual Illness of Infectious Cause
	☎ Any Cluster/Outbreak of Illness with Potential Public Health Significance

See condition-specific footnotes on next page.*Who must report:** Health Care Providers, Medical Laboratories, Health Care Facilities, Child Care Facilities, Correctional Facilities, Educational Institutions, Administrators, Health Officers, Veterinarians, Veterinary Medical Laboratories**What to report:** Disease reports must include as much of the following as is known:

- Disease or condition diagnosed or suspected and symptom onset
- Name and phone number of person making the report and date
- Patient's name, date of birth, address, phone number, occupation, sex, race, and ethnicity
- Diagnostic laboratory findings and dates of test relevant to the notifiable condition
- Health care provider name, address, and phone number

Complete Rules for the Control of Notifiable Diseases and Conditions:www.maine.gov/dhhs/disease-reporting



Department of Health and Human Services, Maine Center for Disease Control and Prevention

State House Station #11, Augusta, ME 04333-0011

Janet T. Mills, JD
Governor

Jeanne Lambrew, Ph.D.
Commissioner

Nirav Shah, MD, JD
Director
Maine Center for Disease Control
and Prevention

Siiri Bennett, MD
State Epidemiologist
Maine Center for Disease Control
and Prevention

The Department of Health and Human Services (DHHS) does not discriminate on the basis of disability, race, color, creed, gender, age, sexual orientation, or national origin, in admission to, access to or operation of its programs, services, activities, or its hiring or employment practices. This notice is provided as required by Title II of the Americans with Disabilities Act of 1990 and in accordance with the Civil Rights Acts of 1964 as amended, Section 504 of the Rehabilitation Act of 1973 as amended, the Age Discrimination Act of 1975, Title IX of the Education Amendments of 1972 and the Maine Human Rights Act. Questions, concerns, complaints, or requests for additional information regarding civil rights may be forwarded to the DHHS' ADA Compliance/EEO Coordinator, State House Station #11, Augusta, Maine 04333, 207-287-4289 (V) or 207-287-3488 (V), TTY: Dial 711 (Maine Relay). Individuals who need auxiliary aids for effective communication in programs and services of DHHS are invited to make their needs and preferences known to the ADA Compliance/EEO Coordinator. This notice is available in alternate formats, upon request.