

MAINE STATE LEGISLATURE

The following document is provided by the
LAW AND LEGISLATIVE DIGITAL LIBRARY
at the Maine State Law and Legislative Reference Library
<http://legislature.maine.gov/lawlib>



Reproduced from electronic originals
(may include minor formatting differences from printed original)



Maine Center for Disease Control and Prevention

An Office of the
Department of Health and Human Services

Paul R. LePage, Governor

Mary C. Mayhew, Commissioner

Hypodermic Apparatus Exchange Programs Report for 2015

Reporting Period 11/1/2014 – 10/31/2015

Prepared by the DHHS, Maine CDC HIV, STD, and Viral Hepatitis Program 1/14/16

Maine law 22 MRSA c.252-A, § 1341, Hypodermic Apparatus Exchange Programs, requires the Maine Center for Disease Control to file an annual report to the Legislature's Judiciary and Health and Human Services Committees on the status of exchange programs certified under this section.



Paul R. LePage, Governor

Mary C. Mayhew, Commissioner

Department of Health and Human Services
11 State House Station
Augusta, Maine 04333-0011
Tel.: (207) 287-3707; Fax (207) 287-3005
TTY Users: Dial 711 (Maine Relay)

March 23, 2016

Senator Eric Brakey, Chair
Representative Andrew Gattine, Chair
Joint Standing Committee on Health
and Human Services
#100 State House Station
Augusta, Maine 04333-0100

Senator David C. Burns, Chair
Representative Barry J. Hobbins, Chair
Joint Standing Committee on the Judiciary
#100 State House Station
Augusta, Maine 04333-0100

Dear Senators Burns, Senator Brakey, Representative Gattine, Representative Hobbins, and Members of the Joint Standing Committees on Health and Human Services and Judiciary:

Enclosed please find the Hypodermic Apparatus Exchange report for 2015. Maine law 22 MRSA c.252-A, § 1341, Hypodermic Apparatus Exchange Programs, requires the Department of Health and Human Services to file an annual report to the Legislature's Judiciary and Health and Human Services Committees on the status of exchange programs certified under this section.

Please feel free to contact Kenneth Albert at 287-3270 if you have any questions or concerns.

Sincerely,

Mary C. Mayhew
Commissioner

MCM/klv

Enclosure

Executive Summary

The Maine DHHS Center for Disease Control and Prevention is authorized by Title 22: HEALTH AND WELFARE Subtitle 2: HEALTH Part 3: PUBLIC HEALTH HEADING: PL 1989, C. 487, §11 (RPR) Chapter 252-A: HYPODERMIC APPARATUS EXCHANGE PROGRAMS HEADING: PL 1997, C. 340, §3 to certify hypodermic apparatus exchange programs as a public health promotion strategy. This report is required as part of those rules and reflects the exchange activities conducted by the certified exchange sites in Maine for the period from November 1, 2014 October 31, 2015.

The certification of Hypodermic Apparatus Exchange Programs¹ by the Department is allowed only for those programs that meet the requirements established by rule under subsection 2. No State or Federal funds are used to support the exchange activities at the sites during this reporting period. The ban on using federal funds to support exchange activities was lifted on January 6, 2016², however, it remains unallowable to use federal funds for the purchase of needles for a needle exchange.

Four state-certified Hypodermic Apparatus Exchange Programs operated six sites in Maine in 2015.

- **The City of Portland**, located in Portland, was certified in September 1998.
- **Down East AIDS Network**, located in Ellsworth, was recertified in July 2014 under the new name Down East AIDS Network (DEAN)+ Health Equity Alliance (HEAL), assumed the operation of the former Eastern Maine AIDS Network site and added a new site in Machias.
- **Health Reach Harm Reduction**, located in Augusta, was certified in December 2004.
- **Frannie Peabody Center** assumed the operation and ownership of the former Maine Family Planning Association site in Lewiston (certified in March of 2015).

In 2015, 4264 individuals were enrolled at Hypodermic Apparatus Exchange Programs in order to exchange contaminated hypodermic apparatus for a clean apparatus. Maine State law requires a one-to-one exchange except in the initial enrollment exchange where ten clean hypodermic syringes can be distributed for future exchanges.

The sites collected a total of 545,475 contaminated needles from 4,264 individuals at 17,155 exchange events³. The collection of contaminated needles has increased steadily over the last five years. During the reporting period (11/1/2014 – 10/31/15) 532,611 clean needles were distributed. The exchange sites continue to collect more needles than they distribute.

¹ Hypodermic Apparatus Exchange Programs are also known as Needle Exchange Programs (NEP) and / or Syringe Exchange Programs (SEP) and may be used interchangeably here within.

² <http://harmreduction.org/wp-content/uploads/2012/01/Syringe-Exchange-June-4-NMAC.pdf>

³ An *exchange event* is considered to happen when an individual accesses an exchange site to exchange one or more dirty needles for clean ones and/or to receive other support services.

Maine Center for Disease Control, HIV, STD, and Viral Hepatitis Program

Hypodermic Apparatus Exchange Programs Report for 2015 Reporting Period 11/1/2014 – 10/31/2015

Maine law 22 MRSA c.252-A, §1341 Hypodermic Apparatus Exchange Programs, requires the Maine Center for Disease Control to file an annual report to the Legislature's Judiciary and Health and Human Services Committees on the status of exchange programs certified under this section. The required information is contained below.

Certified Hypodermic Apparatus Exchange Programs in Maine: There were four certified Hypodermic Apparatus Exchange Programs operating six sites in Maine in 2015.

- The City of Portland, located in Portland, was certified in September 1998.
- Down East AIDS Network, located in Ellsworth, was recertified in July 2014 under the new name Down East AIDS Network + Health Equity Alliance, and assumed the operation of the former Eastern Maine AIDS Network site and added a new site in Machias.
- Health Reach Harm Reduction, located in Augusta, was certified in December 2004.
- Frannie Peabody Center assumed the operation and ownership of the former Maine Family Planning Association site in Lewiston (certified in February 2014).

For agency-specific data please see Attachments A, B, C, D, E, and F.

Operational Hypodermic Apparatus Exchange Programs in Maine:

Operator: City of Portland

Health and Human Services Department
Public Health Division
389 Congress Street, Room 307
Portland, ME 04101

Location City of Portland Site:

India Street Public Health Center
103 India Street
Portland, ME 04101

Operator: Down East AIDS Network + Health Equity Alliance (DEAN +HEAL)

25 Pine St.
Suite A
Ellsworth, ME 04605

Location of DEAN + HEAL Sites:

25 Pine St.
Suite A
Ellsworth, ME 04605

51 Broadway
Bangor, ME 04401

7 VIP Drive
Machias, ME 04654

Operator: **Health Reach Harm Reduction**
Next Step Needle Exchange Program
9 Green St.
Augusta, ME 04333

Location of Health Reach Harm Reduction Site:
9 Green St.
Augusta, ME 04333

Operator: **Frannie Peabody Center**
30 Danforth Street, Suite 311
Portland, Maine 04101

Location of Frannie Peabody Site:
550 Lisbon St. (Grace St Recovery)
Lewiston ME 04240

From 2010 to 2015, Maine Needle Exchange Programs have shown increased usage and participation. The total number of enrolled, total number of newly enrolled, total needle exchanged and total number of referrals to other services have increased over the prior three years. There has also been an increase in the total number of syringes collected and syringes disposed through the Needle Exchange Program from 2009 to 2015.

Aggregate Data for Maine Hypodermic Apparatus Exchange Programs 2015

Indicator	Quantity
Total enrolled	4,264
New enrollees, total	1,045
Number of HIV Tests conducted with new enrollees	225
Total number of HIV Tests conducted with exchange consumers	363
Number of syringes collected, total	545,475
Number of syringes disposed, total	545,475
Syringes distributed, total	532,611
Number of initial exchange kits distributed*	739
Total exchanges	17,155
Number of off-site exchanges	1,731
Total referrals made	7,433

*Initial exchange kits contain 10 syringes per kit.

Referrals made for enrollees by type:

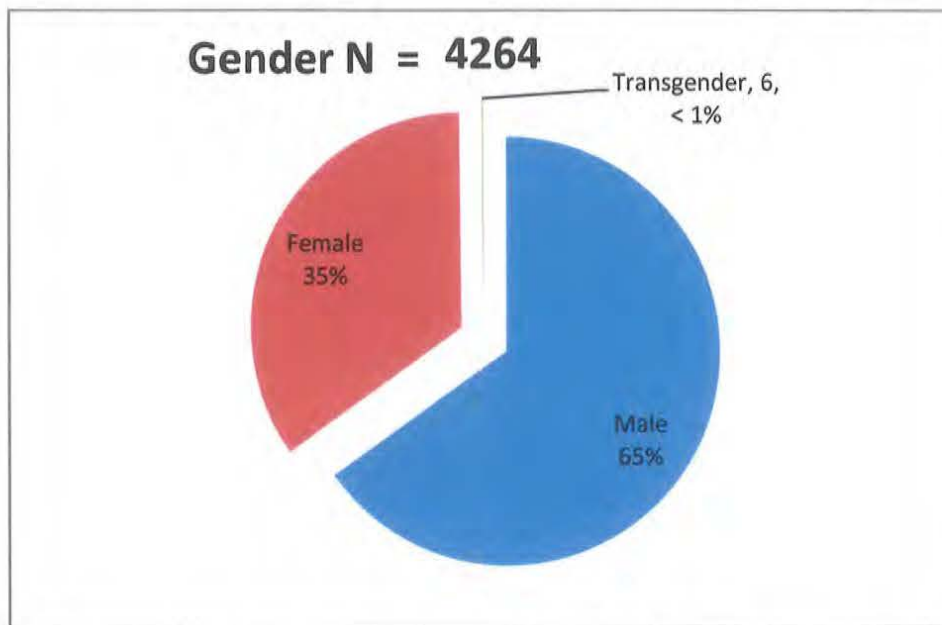
Primary Care – 679
 STD clinics – 401
 HIV testing – 1628
 Other – 201

Hepatitis Testing – 2412
 Substance Abuse Treatment – 1614
 Housing – 498

2014 Enrollee Demographics:

	Male 18-29	Male 30+	Female 18-29	Female 30+	Transgender M-F 18-29	Transgender M-F 30+	Transgender F-M 18-29	Transgender F-M 30+
Hisp ⁴ /Latino	18	8	4	5	0	1	0	0
Non- Hisp/Lat ⁵	1186	1567	666	804	0	0	3	2
TOTALS	1204	1575	670	809	0	1	3	2
AI/AN ⁶	16	11	12	15	0	0	0	0
Asian	4	1	1	2	0	0	0	0
Blk/Af. Am ⁷	20	27	13	17	0	0	0	0
H/P.I. ⁸	1	2	0	0	0	0	0	0
White	1137	1522	638	764	0	1	3	2
Other races	26	12	6	11	0	0	0	0
TOTALS	1204	1575	670	809	0	1	3	2

Graph 1.1 - Gender Distribution of 2015 Needle Exchange Programs Enrollees



From November 1, 2014 to October 31, 2015 enrollees of needle exchange programs were 65% males and 35% females.

⁴ Hispanic

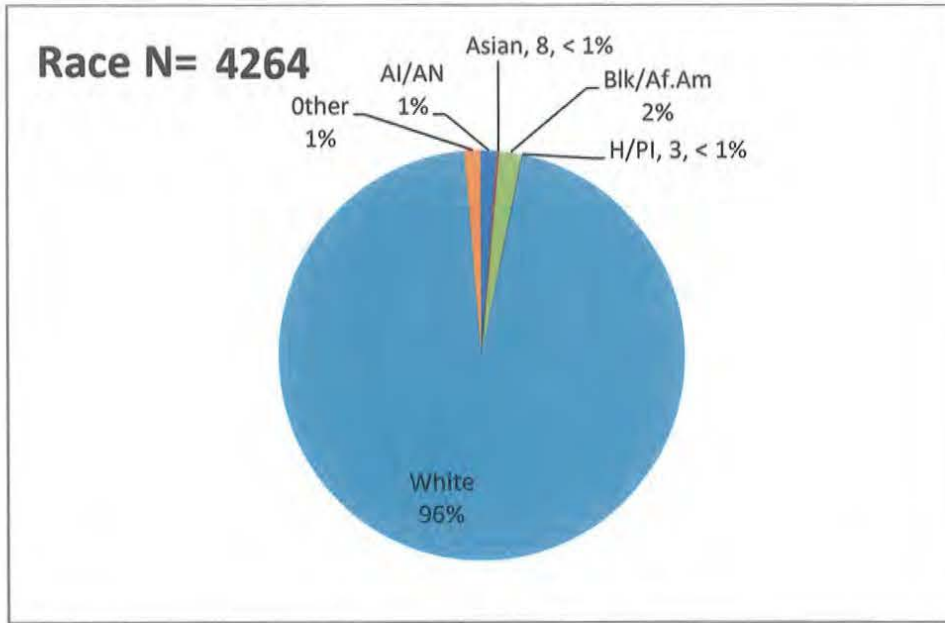
⁵ Non-Hispanic / Latino

⁶ American Indian / American Native

⁷ Black / African American

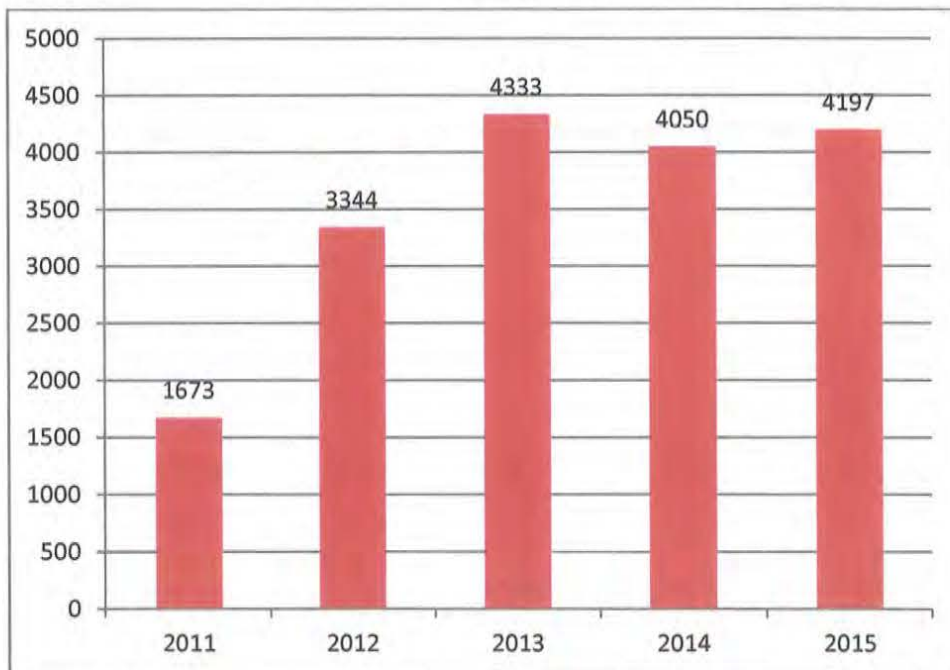
⁸ Hawaiian / Pacific Islander

Graph 1.2 - Race Distribution of 2015 Needle Exchange Program Enrollees



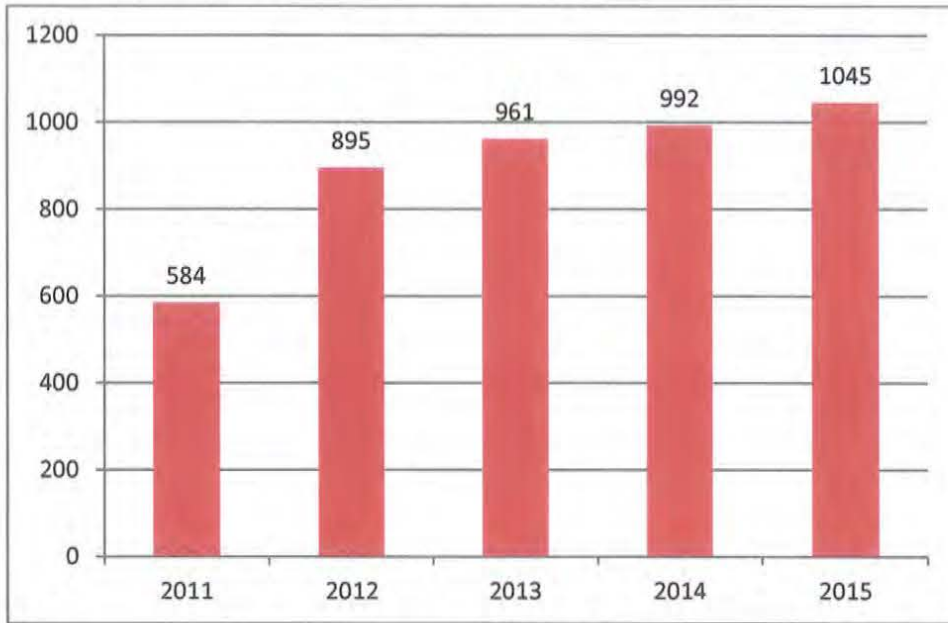
From November 1, 2014 to October 31, 2015, the race distribution for enrollees of needle exchange programs were 96% White, 1% American Indian/Alaskan Native, 2% Black/African American, and 1% Other, less than 1% of individuals identified as Asian, and less than 1% of individuals identified as Hawaiian or Pacific Islander.

Graph 2.1 - Total Number of Enrollees in Needle Exchange Programs, 2011-2015



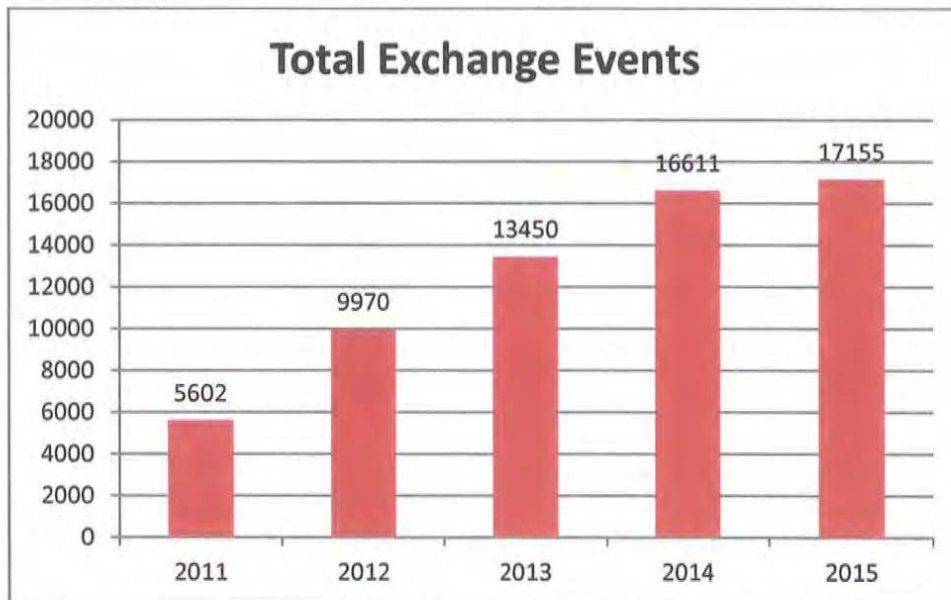
Graph 2.1 highlights the total number of enrollees in needle exchange programs over the past 5 years. Trends indicate a steady increase of participants in NEPs.

Graph 2.2 - New Enrollees in Needle Exchange Programs, 2011-2015



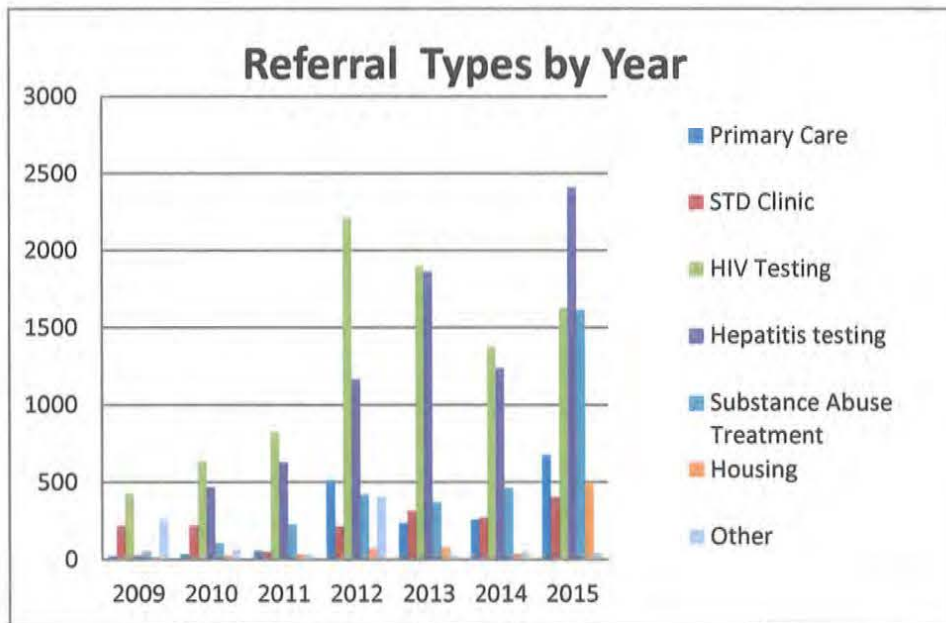
Graph 2.2 shows the total *new* enrollees in a needle exchange program in the past 5 years. There has been a steady increase in new enrollees at the needle exchange programs.

Graph 2.3 - Total Number of Exchanges at Needle Exchange Programs in 2011-2015

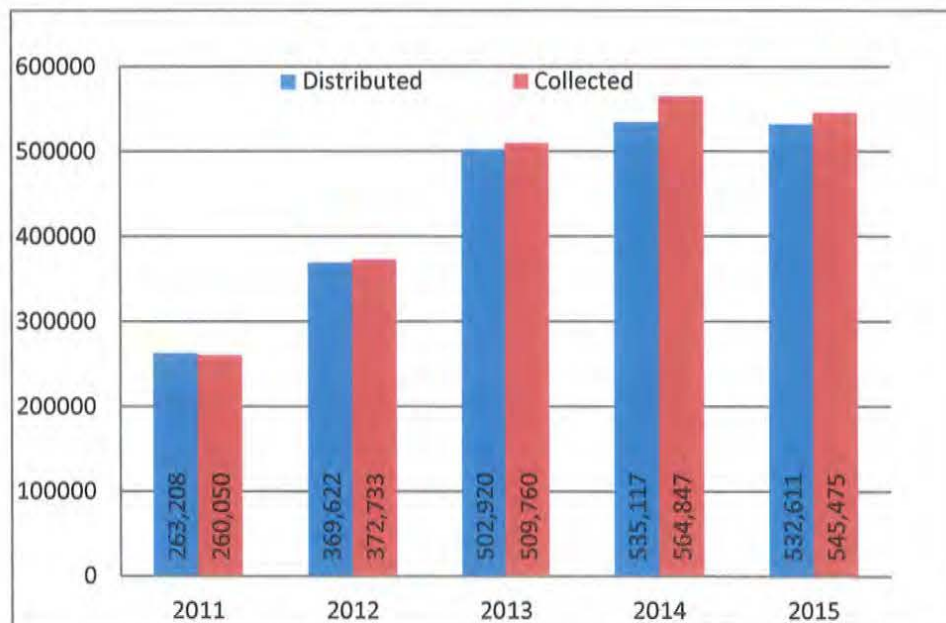


Graph 2.3 shows the number of exchanges (face to face interactions, not number of needles) completed at needle exchange programs over the past 5 years. Needle exchange events have continued to increase over time.

Graph 2.4 - Total Number of Referrals for Other Services at Needle Exchange Programs in 2011-2015



Graph 2.5 - Total Number of Syringes Distributed and Collected at Needle Exchange, 2011-2015



Graph 2.5 highlights the increase of the number of syringes that have been collected over a five year span at the needle exchange programs. It is important to note that the number of needles collected at needle exchange programs continues to be greater than the number of needles distributed.

Attachment A

**City of Portland, Public Health Division Maine
Annual Report 2015**

Operator: City of Portland, Maine Public Health Division

Location of Sites: 103 India St. Portland, ME; Preble Street Day Shelter;
Preble Street Teen

Indicator	Quantity
Total enrolled	2,428
New enrollees, total	367
Number of HIV Tests conducted with new enrollees	128
Total number of HIV Tests conducted with exchange consumers	206
Number of syringes collected, total	138,971
Number of syringes disposed, total	138,971
Syringes distributed, total	138,645
Number of initial exchange kits distributed*	367
Total exchanges	7,863
Number of off-site exchanges	1,731
Total referrals made	3,771

*Initial exchange kits contain 10 syringes per kit.

List number of referrals made to:

- Primary Care - 467
- STD clinic - 355
- HIV testing - 916
- Hepatitis Testing - 715
- Substance Abuse Treatment – 895
- Housing – 423
- Other- 0

Enrollee Demographics, City of Portland:

Clients served w/ CDC Funds	Male 18-29	Male 30+	Female 18-29	Female 30+	Transgender M-F 18-29	Transgender M-F 30+	Transgender F-M 18-29	Transgender F-M 30+
Hisp/Latino	14	4	2	4	0	1	0	0
Non-Hisp/Lat	709	864	356	469	0	0	3	2
TOTALS	723	868	358	473	0	1	0	2
AI/AN	2	1	0	0	0	0	0	0
Asian	2	0	0	2	0	0	0	0
Blk/Af. Am	14	25	12	15	0	0	0	0
H/P.I.	1	0	0	0	0	0	0	0
White	686	823	342	447	0	1	3	2
Other races	18	10	4	9	0	0	0	0
TOTALS	723	868	358	473	0	1	3	2

Attachment B

Down East AIDS Network + Health Equity Alliance Annual Report 2015

Operator: Down East AIDS Network + Health Equity Alliance (Established 2005 and recertified in 2014)

Location of Site: Ellsworth Office
25A Pine Street
Ellsworth, ME 04065

Indicator	Quantity
Total enrolled	355
New enrollees, total	137
Number of HIV Tests conducted with new enrollees	37
Total number of HIV Tests conducted with exchange consumers	37
Number of syringes collected, total	113,212
Number of syringes disposed, total	113,212
Syringes distributed, total	108,471
Number of initial exchange kits distributed*	60
Total exchanges	2,505
Number of off-site exchanges	0
Total referrals made	420

*Initial exchange kits contain 10 syringes per kit.

List number of referrals made to:

Primary Care - 32
STD clinic - 0
HIV testing - 168
Hepatitis Testing - 168
Substance Abuse Treatment - 49
Housing - 3
Other - 0

Enrollee Demographics, Down East AIDS Network + HEAL - Ellsworth:

Clients served w/ CDC Funds	Male 18-29	Male 30+	Female 18-29	Female 30+	Transgen. M-F 18-29	Transgen. M-F 30+	Transgen. F-M 18-29	Transgen. F-M 30+
Hisp/Latino	1	1	0	0	0	0	0	0
Non-Hisp/Lat	98	169	44	42	0	0	0	0
TOTALS	99	170	44	42	0	0	0	0
AI/AN	0	0	0	1	0	0	0	0
Asian	0	0	0	0	0	0	0	0
Blk/Af. Am	0	0	0	0	0	0	0	0
H/P.I.	0	0	0	0	0	0	0	0
White	99	170	44	40	0	0	0	0
Other races	0	0	0	1	0	0	0	0
TOTALS	99	170	44	42	0	0	0	0

Attachment C

Down East AIDS Network + Health Equity Alliance Annual Report 2015

Operator: Down East AIDS Network + Health Equity Alliance (Established 2005 and recertified in 2014)

Location of Site: Bangor Office
51 Broadway
Bangor ME 04401

Indicator	Quantity
Total enrolled	781
New enrollees, total	386
Number of HIV Tests conducted with new enrollees	26
Total number of HIV Tests conducted with exchange consumers	49
Number of syringes collected, total	174,783
Number of syringes disposed, total	174,783
Syringes distributed, total	171,947
Number of initial exchange kits distributed*	191
Total exchanges	5,163
Number of off-site exchanges	0
Total referrals made	2,895

*Initial exchange kits contain 10 syringes per kit.

List number of referrals made to:

- Primary Care - 165
- STD clinic - 0
- HIV testing - 415
- Hepatitis Testing – 1,400
- Substance Abuse Treatment - 587
- Housing - 10
- Other- 318

Enrollee Demographics, Down East AIDS Network + HEAL Bangor Site:

Clients served w/ CDC Funds	Male 18-29	Male 30+	Female 18-29	Female 30+	Transgen. M-F 18-29	Transgen. M-F 30+	Transgen. F-M 18-29	Transgen. F-M 30+
Hisp/Latino	1	1	1	1	0	0	0	0
Non-Hisp/Lat	227	256	161	133	0	0	0	0
TOTALS	228	257	162	134	0	0	0	0
AI/AN	8	5	12	8	0	0	0	0
Asian	2	1	0	0	0	0	0	0
Blk/Af. Am	5	2	1	2	0	0	0	0
H/P.I.	0	0	0	0	0	0	0	0
White	205	249	148	123	0	0	0	0
Other races	8	0	1	1	0	0	0	0
TOTALS	228	257	162	134	0	0	0	0

Attachment D

Down East AIDS Network + Health Equity Alliance Annual Report 2015

Operator: Down East AIDS Network + Health Equity Alliance (Established 2005 and recertified in 2014)

Location of Site: Machias Office
7 VIP Drive
Machias, ME 04654

Indicator	Quantity
Total enrolled	17
New enrollees, total	17
Number of HIV Tests conducted with new enrollees	0
Total number of HIV Tests conducted with exchange consumers	0
Number of syringes collected, total	2,966
Number of syringes disposed, total	2,966
Syringes distributed, total	3,086
Number of initial exchange kits distributed*	12
Total exchanges	51
Number of off-site exchanges	0
Total referrals made	56

*Initial exchange kits contain 10 syringes per kit.

List number of referrals made to:

Primary Care - 5
STD clinic - 0
HIV testing - 17
Hepatitis Testing - 17
Substance Abuse Treatment - 17
Housing - 0
Other- 0

Enrollee Demographics, Down East AIDS Network + HEAL Bangor Site:

Clients served w/ CDC Funds	Male 18-29	Male 30+	Female 18-29	Female 30+	Transgen. M-F 18-29	Transgen. M-F 30+	Transgen. F-M 18-29	Transgen. F-M 30+
Hisp/Latino	0	0	0	0	0	0	0	0
Non-Hisp/Lat	8	3	4	2	0	0	0	0
TOTALS	8	0	4	2	0	0	0	0
AI/AN	1	0	0	0	0	0	0	0
Asian	0	0	0	0	0	0	0	0
Blk/Af. Am	0	0	0	0	0	0	0	0
H/P.I.	0	0	0	0	0	0	0	0
White	7	3	4	2	0	0	0	0
Other races	0	0	0	0	0	0	0	0
TOTALS	8	3	4	2	0	0	0	0

Attachment E

Health Reach Harm Reduction Annual Report 2015

Operator: Health Reach Harm Reduction (Established 2004)

Location of Site: 9 Green Street
Augusta, ME 04330

Indicator	Quantity
Total enrolled	616
New enrollees, total	71
Number of HIV Tests conducted with new enrollees	8
Total number of HIV Tests conducted with exchange consumers	45
Number of syringes collected, total	94,725
Number of syringes disposed, total	94,725
Syringes distributed, total	91,072
Number of initial exchange kits distributed*	42
Total exchanges	117
Number of off-site exchanges	0
Total referrals made	206

*Initial exchange kits contain 10 syringes per kit.

List Number of referrals made to:

Primary Care- 10
STD clinic - 20
HIV testing - 45
Hepatitis Testing - 45
Substance Abuse Treatment - 16
Housing - 12
Other - 58

Enrollee Demographics, Health Reach Harm Reduction:

Clients served w/ CDC Funds	Male 18-29	Male 30+	Female 18-29	Female 30+	Transgen. M-F 18-29	Transgen. M-F 30+	Transgen. F-M 18-29	Transgen. F-M 30+
Hisp/Latino	0	2	1	0	0	0	0	0
Non-Hisp/Lat	120	253	87	153	0	0	0	0
TOTALS	120	255	88	153	0	0	0	0
AI/AN	4	5	0	6	0	0	0	0
Asian	0	0	1	0	0	0	0	0
Blk/Af. Am	1	0	0	0	0	0	0	0
H/P.I.	0	2	0	0	0	0	0	0
White	115	247	86	147	0	0	0	0
Other races	0	1	1	0	0	0	0	0
TOTALS	120	255	88	153	0	0	0	0

Attachment F

Frannie Peabody Center Annual Report 2015

Operator: Frannie Peabody Center
30 Danforth Street, Suite 311
Portland, Maine 04101

Location of Site: 550 Lisbon St. (Grace St Recovery)
Lewiston ME 04240

Indicator	Quantity
Total enrolled	67
New enrollees, total	67
Number of HIV Tests conducted with new enrollees	26
Total number of HIV Tests conducted with exchange consumers	26
Number of syringes collected, total	20,818
Number of syringes disposed, total	20,818
Syringes distributed, total	19,390
Number of initial exchange kits distributed*	67
Total exchanges	446
Number of off-site exchanges	0
Total referrals made	310

*Initial exchange kits contain 10 syringes per kit.

List Number of referrals made to:

Primary Care- 0
STD clinic - 26
HIV testing - 67
Hepatitis Testing - 67
Substance Abuse Treatment - 50
Housing - 50
Other - 50

Enrollee Demographics, Frannie Peabody Center

Clients served w/ CDC Funds	Male 18-29	Male 30+	Female 18-29	Female 30+	Transgen. M-F 18-29	Transgen. M-F 30+	Transgen. F-M 18-29	Transgen. F-M 30+
Hisp/Latino	2	0	0	0	0	0	0	0
Non-Hisp/Lat	24	22	14	5	0	0	0	0
TOTALS	26	22	14	5	0	0	0	0
AI/AN	1	0	0	0	0	0	0	0
Asian	0	0	0	0	0	0	0	0
Blk/Af. Am	0	0	0	0	0	0	0	0
H/P.I.	0	0	0	0	0	0	0	0
White	25	21	14	5	0	0	0	0
Other races	0	1	0	0	0	0	0	0
TOTALS	26	22	14	5	0	0	0	0

Sources:

Bluthenthal, R.N., Anderson, R., Flynn, N.M., & Kral, A.H. (2007). Higher syringe coverage is associated with lower odds of HIV risk and does not increase unsafe syringe disposal among syringe exchange program clients. *Drug and Alcohol Dependence*, 89, 214-222.

Des Jarlais, D.C., McKnight, C., Goldblatt, C., & Purchase, D. (2009). Doing harm reduction better: Syringe exchange in the United States. *Addiction*, 1-6.

Des Jarlais, D.C., Perlis, T., Arasteh, K., Torian, L.V., Hagan, H., & et al. (2005). Reductions in hepatitis C virus and HIV infections among injecting drug users in New York City, 1990-2001. *AIDS*, 19, S20-S25.

Gibson, D.R., Flynn, N.M., & Perales, D. (2001). Effectiveness of syringe exchange programs in reducing HIV risk behavior and HIV seroconversion among injecting drug users. *AIDS*, 15, 1329-1341.

Hagan, H., Thiede, H., & Des Jarlais, D. C. (2005). HIV/hepatitis C virus co-infection in drug users: risk behavior and prevention. *AIDS*, S199-S207.

Holtzman, D., Barry, V., Ouellet, L.J., Des Jarlais, D.C., Vlahov, D., & et al. (2009). The influence of needle exchange programs on injection risk behaviors and infection with hepatitis C virus among young injection drug users in select cities in the United States, 1994-2004. *Preventive Medicine*, 49, 68-73.

Huo, D., & Ouellet, L.J. (2007). Needle exchange and injection-related risk behaviors in Chicago. *J Acquir Immune Defic Syndr*, 45, 108-114.

Neaigus, A., Zhao, M., Gyarmathy, A., Cisek, L., Friedman, S.R., & Baxter, R.C. (2008). Greater drug injecting risk for HIV, HBV, and HCV infection in a city where syringe exchange and pharmacy syringe distribution are illegal. *Journal of Urban Health*, 85, 309-322.