

MAINE STATE LEGISLATURE

The following document is provided by the
LAW AND LEGISLATIVE DIGITAL LIBRARY
at the Maine State Law and Legislative Reference Library
<http://legislature.maine.gov/lawlib>



Reproduced from electronic originals
(may include minor formatting differences from printed original)



Maine Center for Disease Control and Prevention

An Office of the
Department of Health and Human Services

Paul R. LePage, Governor

Mary C. Mayhew, Commissioner

Hypodermic Apparatus Exchange Programs Report for 2012

Reporting Period 11/1/2011-10/31/2012

Prepared by the Maine HIV, STD and Viral Hepatitis Program on 12/17/12

Maine law, 22 MRSA c.252-A, sec. 1341 Hypodermic Apparatus Exchange Programs requires the Maine Center for Disease Control to file an annual report to the Legislature's Judiciary and Health and Human Services Committees on the status of exchange programs certified under this section.

Maine Center for Disease Control, HIV, STD, and Viral Hepatitis Program

Hypodermic Apparatus Exchange Programs Report for 2012 Reporting Period 11/1/2011-10/31/2012

Maine law, 22 MRSA c.252-A, sec. 1341 Hypodermic Apparatus Exchange Programs requires the Maine Center for Disease Control to file an annual report to the Legislature's Judiciary and Health and Human Services Committees on the status of exchange programs certified under this section. The required information is contained below.

Certified Hypodermic Apparatus Exchange Programs in Maine: There were five certified Hypodermic Apparatus Exchange Programs operating in Maine in 2012. The City of Portland, located in Portland, was certified in September 1998; Down East AIDS Network, located in Ellsworth, was certified in September 2000; Eastern Maine AIDS Network, located in Bangor, was certified in March 2002; HealthReach Harm Reduction (formerly known as Dayspring AIDS Support Services), located in Augusta, was certified in December 2004; and Western Maine Community Action (WMCA) Health Services, located in Lewiston, was certified in November 2011.

For agency specific data on the City of Portland, Down East AIDS Network, Eastern Maine AIDS Network, HealthReach Harm Reduction, and WMCA Health Services' Needle Exchange Programs please see Attachments A, B, C, D, and E respectively.

Operational Hypodermic Apparatus Exchange Programs in Maine:

Operator: City of Portland
Health and Human Services Department
Public Health Division
389 Congress Street, Room 307
Portland, ME 04101

Location of Sites for City of Portland:
India Street Public Health Center Mobile Exchange
103 India Street City of Portland
Portland, ME 04101 Maine

Operator: Down East AIDS Network
25 Pine St.
Suite A
Ellsworth, ME 04605

Location of sites for Down East AIDS Network:
25 Pine St.
Suite A
Ellsworth, ME 04605

Operator: Eastern Maine AIDS Network
370 Harlow Street
Bangor, ME 04401

Location of Sites for Eastern Maine AIDS Network:

Eastern Maine AIDS Network	Mobile Exchange
370 Harlow Street	Penobscot, Aroostook,
Bangor, ME 04401	Piscataquis counties

Operator: HealthReach Harm Reduction
Next Step Needle Exchange Program
9 Green St.
Augusta, ME 04333

Location of Sites for HealthReach Harm Reduction:

9 Green St.
Augusta, ME 04333

Operator: Western Maine Community Action (WMCA) Health Services
Safer Shot Syringe Exchange
179 Lisbon Street
Lewiston, ME 04240

Location of Sites for WMCA Health Services:

179 Lisbon Street
Lewiston, ME 04240

Aggregate Data for Maine Hypodermic Apparatus Exchange Programs 2012

Indicator	Quantity
Total enrolled	3,344
New enrollees, total	895
Number of HIV Tests conducted with new enrollees	142
Total number of HIV Tests conducted with exchange consumers	379
Number of syringes collected, total	370,902
Number of syringes disposed, total	372,733
Syringes distributed, total	369,622
Number of initial exchange kits distributed*	890
Total exchanges	9,970
Number of off-site exchanges	92
Total referrals made	5,295

*Initial exchange kits contain 10 syringes per kit.

Referrals by type:

Primary Care – 514
 STD clinics – 212
 HIV testing – 2210
 Other – 404

Hepatitis Testing – 1167
 Substance Abuse Treatment – 422
 Housing – 66

2012 Enrollee Demographics:

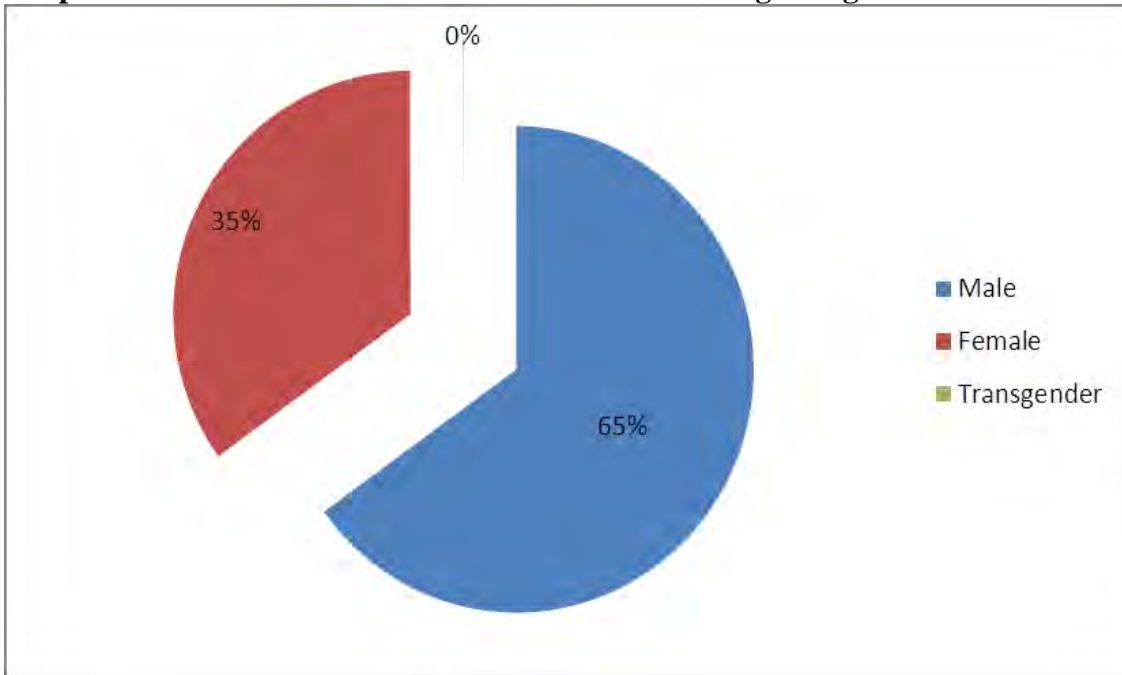
Clients served w/ CDC Funds	Male 18-29	Male 30+	Female 18-29	Female 30+	Transgen. M-F 18-29	Transgen. M-F 30+	Transgen. F-M 18-29	Transgen. F-M 30+
Hisp/Latino	15	11	5	3	0	0	0	0
Non-Hisp/Lat	616	604	408	251	0	0	1	0
TOTALS	631	615	413	254	0	0	1	0
AI/AN ¹	21	29	18	17	0	0	0	0
Asian	1	1	1	0	0	0	0	0
Blk/Af. Am ²	5	10	7	2	0	0	0	0
H/P.I. ³	0	0	0	0	0	0	0	0
White	588	565	384	234	0	0	1	0
Other races	16	10	3	1	0	0	0	0
TOTALS	631	615	413	254	0	0	1	0

¹ AI/AN = American Indian / Alaskan Native

² Blk/Af. Am = Black/African American

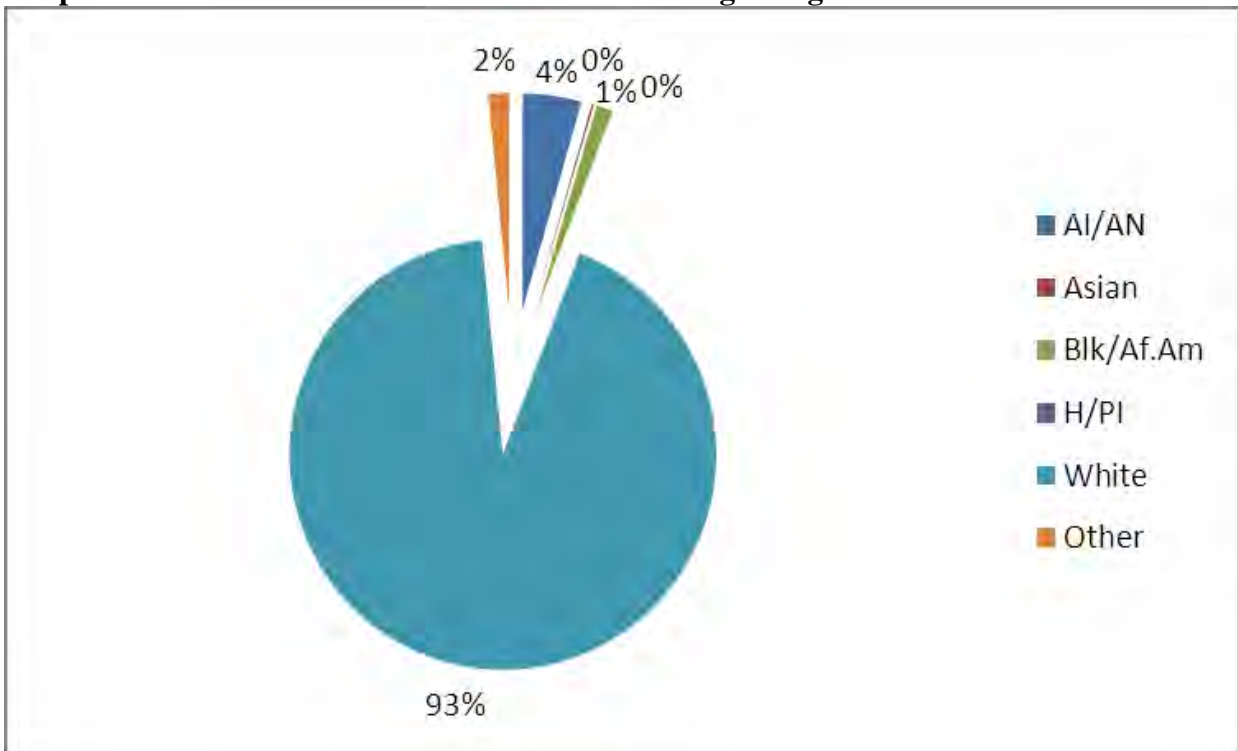
³ H/P.I. = Hawaiian/ Pacific Islander

Graph 1.1. Gender Distribution of 2012 Needle Exchange Programs Enrollees



From November 1, 2011 to October 31, 2012, enrollees of needle exchange programs were 65% males and 35% females.

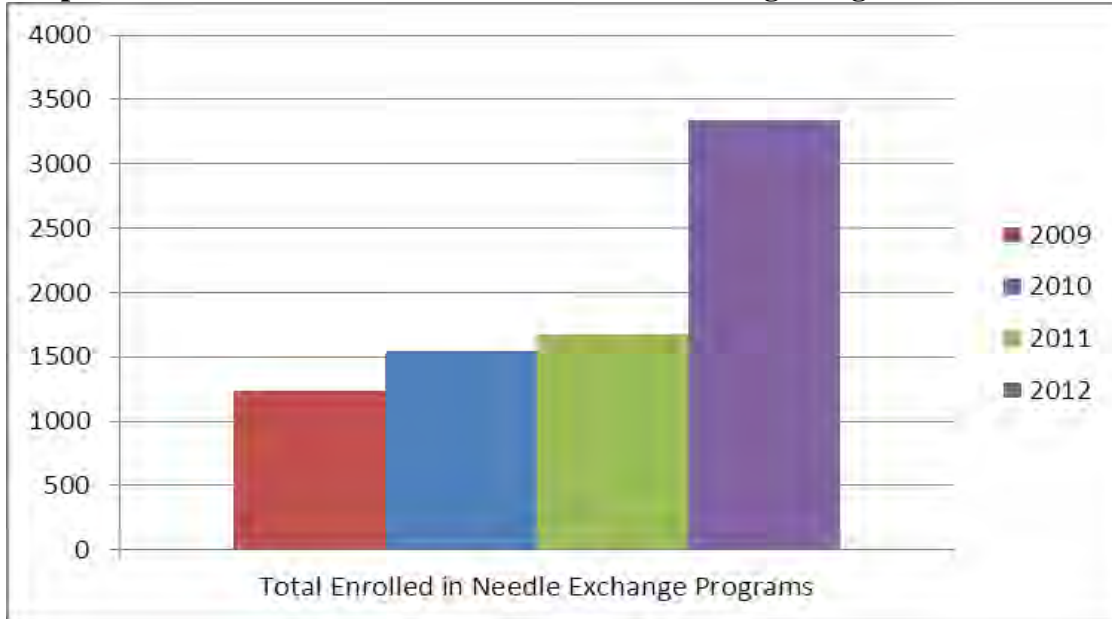
Graph 1.2. Race Distribution of 2012 Needle Exchange Program Enrollees



From November 1, 2011 to October 31, 2012, the race distribution for enrollees of needle exchange programs were 93% White, 4% American Indian/Alaskan Native, 1% Black/African American, and 2% Other. There were a few individuals identified as Asian; however, due to rounding, percentage may not reflect on the graph.

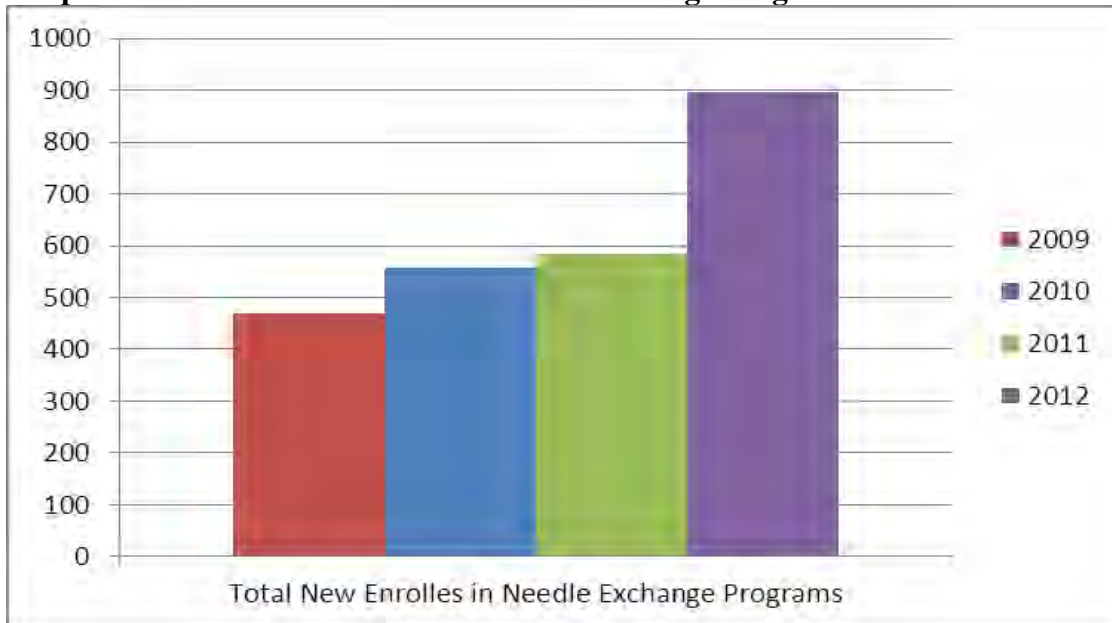
From 2009 to 2012, Needle Exchange Programs have shown increased usage and participation. The total number of enrolled, total number of newly enrolled, total needle exchanged and total number of referrals to other services have increased over the three years. There have also been an increased in the total number of syringe collected and syringe disposed through the Needle Exchange Program from 2009 to 2012.

Graph 2.1. Total Number of Enrolled in Needle Exchange Programs in 2009-2012



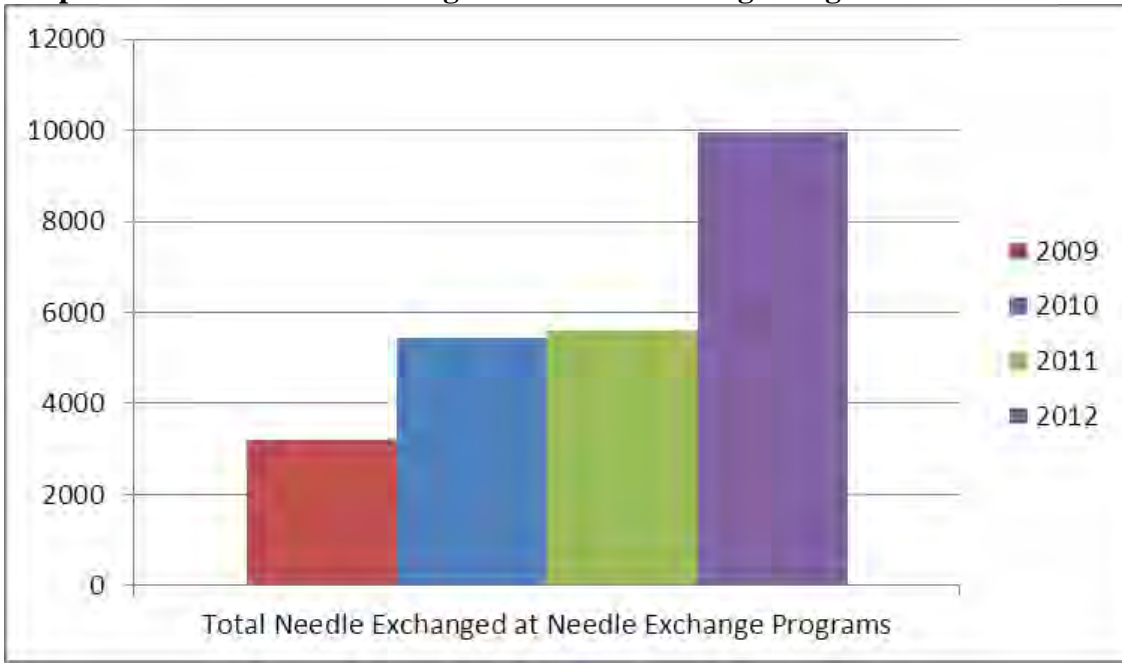
Graph 2.1 highlights the numbers enrolled in a needle exchange program. Since 2009, there has been a steady increase of participants in NEPs. As of 2012, the number of enrollees has reached 3,344.

Graph 2.2. Total New Enrollees in Needle Exchange Programs in 2009-2012



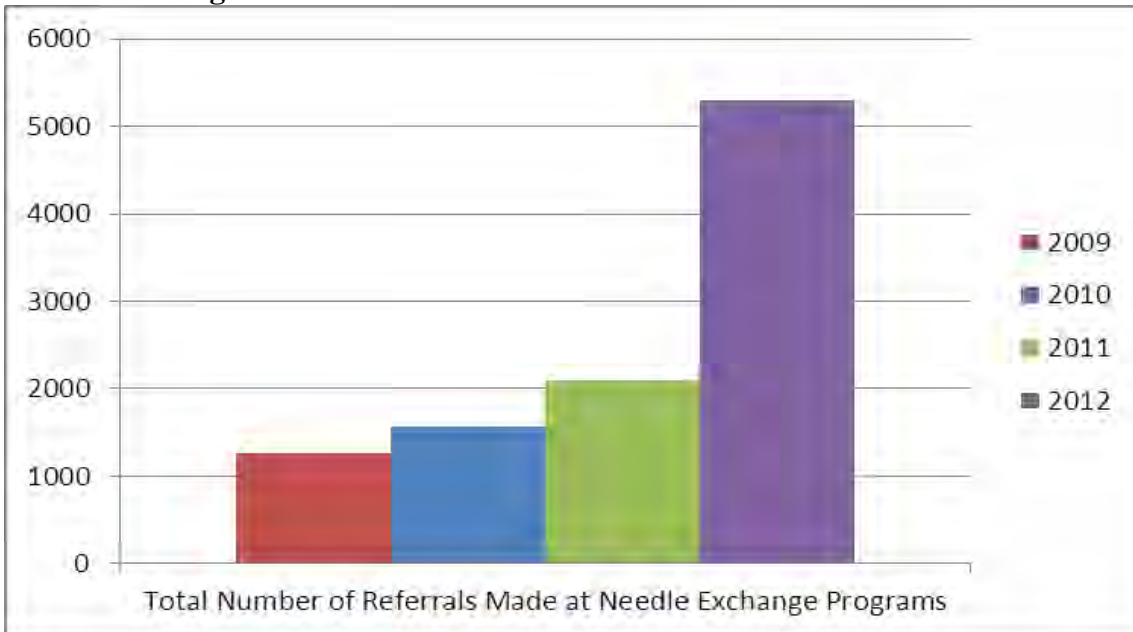
Graph 2.2 shows the total new enrollees in a needle exchange program. There has been an increase in new participants at various needle exchange programs. For 2012, the numbers of new enrollees reached 895, a 21% increase compared to 2011.

Graph 2.3. Total Needle Exchanged at Needle Exchange Programs in 2009-2012



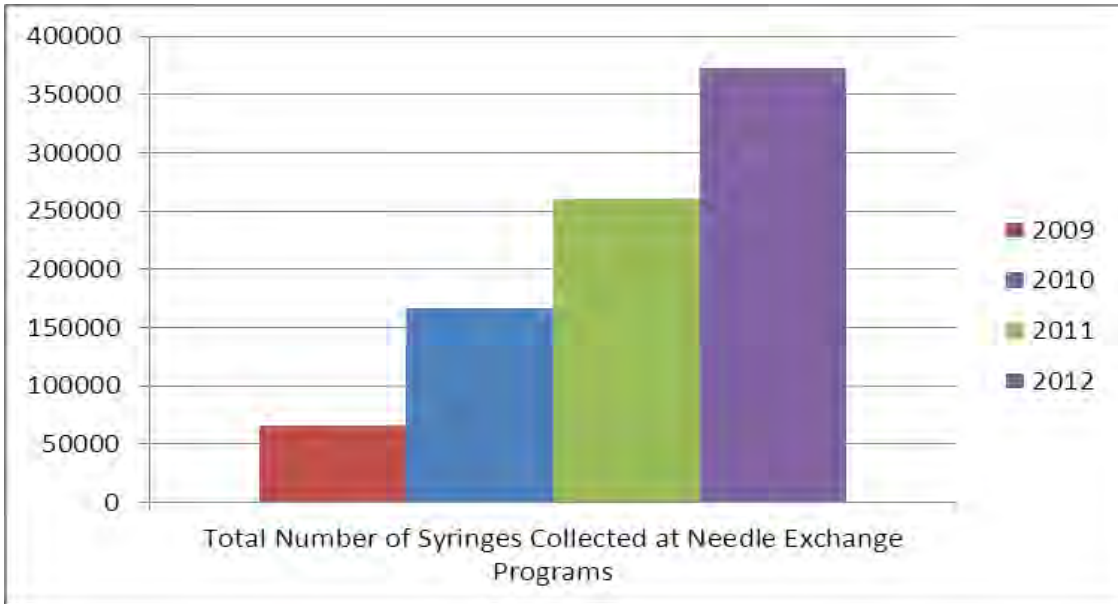
Graph 2.3 provides information on the number of exchanges completed in needle exchange programs. Needle exchanges continue to increase throughout the year. As of 2012, approximately 9,970 exchanges have been made.

Graph 2.4. Total Number of Referrals for Other Services at Needle Exchange Programs in 2009-2012



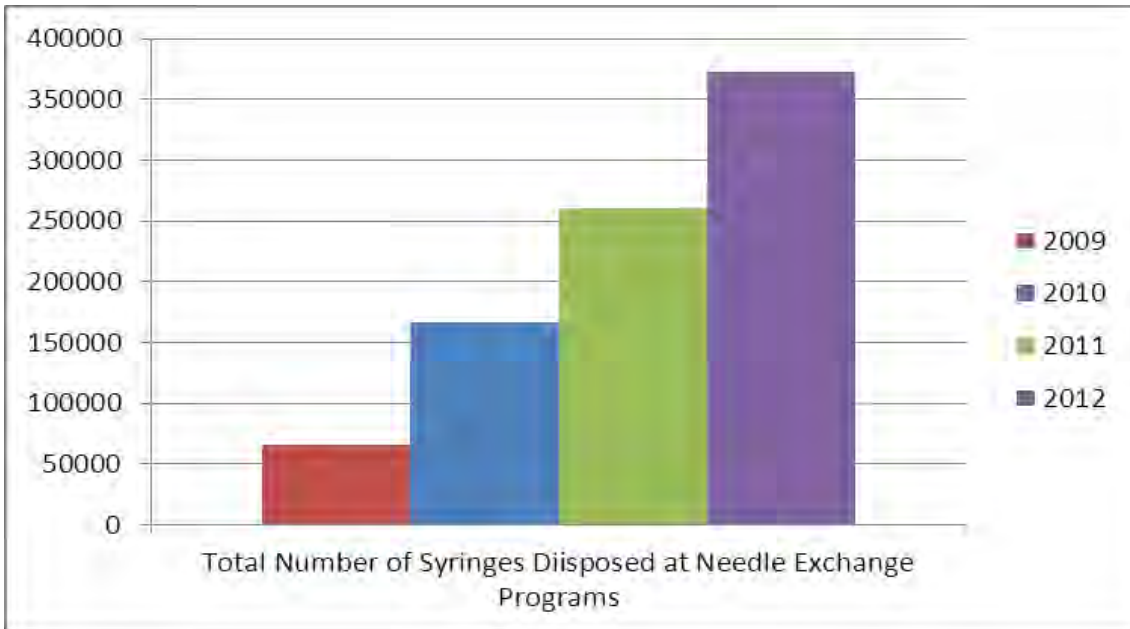
Graph 2.4 shows the importance of the needle exchange programs. The numbers of referrals to other services provided to participants reached 5,295. These other services include primary care, STD clinics, HIV testing, viral hepatitis, substance abuse treatment, and housing services.

Graph 2.5. Total Number of Syringes Collected at Needle Exchange Programs in 2009-2012



Graph 2.5 highlights the number of syringes that have been collected since 2009 at the various needle exchange programs. There continues to be a major increase throughout the year. As of 2012, the numbers of syringes collected is 372,333, an 18% increase from 2011 and an 70% increase from 2009.

Graph 2.6. Total Number of Syringes Disposed at Needle Exchange Programs in 2009-2012



Graph 2.6 emphasizes the numbers of syringes that were disposed at needle exchange programs. The needle exchange programs continue to be utilized as places to properly dispose used syringes. As of 2012, the number of total syringes disposed at NEPs is 372,733, an increase of 18% compared to 2011.

Attachment A

City of Portland, Public Health Division Maine Annual Report 2012

Operator: City of Portland, Maine Public Health Division

Location of Sites: 103 India St. Portland, ME; Preble Street Day Shelter;
Preble Street Teen

Indicator	Quantity
Total enrolled	1,290
New enrollees, total	313
Number of HIV Tests conducted with new enrollees	13
Total number of HIV Tests conducted with exchange consumers	88
Number of syringes collected, total	128,641
Number of syringes disposed, total	128,641
Syringes distributed, total	125,567
Number of initial exchange kits distributed ⁴	313
Total exchanges	3,086
Number of off-site exchanges	92
Total referrals made	2,464

List number of referrals made to:

Primary Care - 419
STD clinic - 121
HIV testing - 647
Hepatitis Testing - 633
Substance Abuse Treatment - 251
Housing – 26
Other- 367

⁴ Initial exchange kits contain 10 syringes per kit.

Enrollee Demographics, City of Portland:

Clients served w/ CDC Funds	Male 18-29	Male 30+	Female 18-29	Female 30+	Transgen. M-F 18-29	Transgen. M-F 30+	Transgen. F-M 18-29	Transgen. F-M 30+
Hisp/Latino	2	3	1	0	-	-	-	-
Non-Hisp/Lat	161	164	104	72	-	-	-	-
TOTALS	163	167	105	72	-	-	-	-
AI/AN	-	2	2	4	-	-	-	-
Asian	-	-	-	-	-	-	-	-
Blk/Af. Am	-	8	4	1	-	-	-	-
H/P.I.	-	-	-	-	-	-	-	-
White	159	155	98	67	-	-	-	-
Other races	4	2	1	-	-	-	-	-
TOTALS	163	167	105	72	-	-	-	-

Attachment B

Down East AIDS Network Annual Report 2012

Operator: Down East AIDS Network, Established 2005

Location of Sites Ellsworth Office 25A Pine St, Ellsworth ME

Indicator	Quantity
Total enrolled	365
New enrollees, total	73
Number of HIV Tests conducted with new enrollees	18
Total number of HIV Tests conducted with exchange consumers	106
Number of syringes collected, total	68,058
Number of syringes disposed, total	68,058
Syringes distributed, total	68,788
Number of initial exchange kits distributed ⁵	73
Total exchanges	2,591
Number of off-site exchanges	0
Total referrals made	1,451

List number of referrals made to:

Primary Care - 0
STD clinic - 0
HIV testing - 970
Hepatitis Testing - 0
Substance Abuse Treatment - 61
Housing - 0
Other - 0

⁵ Initial exchange kits contain 10 syringes per kit.

Enrollee Demographics, Down East AIDS Network:

Clients served w/ CDC Funds	Male 18-29	Male 30+	Female 18-29	Female 30+	Transgen. M-F 18-29	Transgen. M-F 30+	Transgen. F-M 18-29	Transgen. F-M 30+
Hisp/Latino	2	1	-	-	-	-	-	-
Non-Hisp/Lat	133	84	63	37	-	-	-	-
TOTALS	135	85	63	37	-	-	-	-
AI/AN	1	2	1	2	-	-	-	-
Asian	-	-	-	-	-	-	-	-
Blk/Af. Am	1	-	-	-	-	-	-	-
H/P.I.	-	-	-	-	-	-	-	-
White	130	81	62	35	-	-	-	-
Other races	3	2	-	-	-	-	-	-
TOTALS	135	85	63	37	-	-	-	-

Attachment C

Eastern Maine AIDS Network/Penobscot Community Health Center Annual Report 2012

Operator: Eastern Maine AIDS Network, Established 2002

Location of Sites 370 Harlow Street, Bangor Maine

Indicator	Quantity
Total enrolled	1,260
New enrollees, total	422
Number of HIV Tests conducted with new enrollees	98
Total number of HIV Tests conducted with exchange consumers	158
Number of syringes collected, total	146,696
Number of syringes disposed, total	148,527
Syringes distributed, total	148,527
Number of initial exchange kits distributed ⁶	422
Total exchanges	3,648
Number of off-site exchanges	0
Total referrals made	1,111

List number of referrals made to:

Primary Care - 53
STD clinic - 48
HIV testing - 506
Hepatitis Testing - 466
Substance Abuse Treatment - 89
Housing - 37
Other- 29

⁶ Initial exchange kits contain 10 syringes per kit.

Enrollee Demographics, Eastern Maine AIDS Network:

Clients served w/ CDC Funds	Male 18-29	Male 30+	Female 18-29	Female 30+	Transgen. M-F 18-29	Transgen. M-F 30+	Transgen. F-M 18-29	Transgen. F-M 30+
Hisp/Latino	6	4	2	1	-	-	-	-
Non-Hisp/Lat	231	176	149	89	-	-	-	-
TOTALS	237	180	151	90	-	-	-	-
AI/AN	12	8	8	4	-	-	-	-
Asian	1	1	1	-	-	-	-	-
Blk/Af. Am	3	2	3	1	-	-	-	-
H/P.I.	-	-	-	-	-	-	-	-
White	212	163	137	84	-	-	-	-
Other races	9	6	2	1	-	-	-	-
TOTALS	237	180	151	90	-	-	-	-

Attachment D

HealthReach Harm Reduction Annual Report 2012

Operator: HealthReach Harm Reduction, Established 2004

Location of Sites 9 Green Street
Augusta, ME 04330

Indicator	Quantity
Total enrolled	405
New enrollees, total	63
Number of HIV Tests conducted with new enrollees	11
Total number of HIV Tests conducted with exchange consumers	25
Number of syringes collected, total	27,101
Number of syringes disposed, total	27,101
Syringes distributed, total	26,107
Number of initial exchange kits distributed ⁷	58
Total exchanges	584
Number of off-site exchanges	0
Total referrals made	168

List Number of referrals made to:

Primary Care- 18
STD clinic - 14
HIV testing - 63
Hepatitis Testing - 44
Substance Abuse Treatment - 21
Housing - 3
Other - 5

⁷ Initial exchange kits contain 10 syringes per kit.

Enrollee Demographics, HealthReach Harm Reduction:

Clients served w/ CDC Funds	Male 18-29	Male 30+	Female 18-29	Female 30+	Transgen. M-F 18-29	Transgen. M-F 30+	Transgen. F-M 18-29	Transgen. F-M 30+
Hisp/Latino	5	3	2	2	-	-	-	-
Non-Hisp/Lat	88	166	87	51	-	-	1	-
TOTALS	93	169	89	53	-	-	1	-
AI/AN	8	15	7	7	-	-	-	-
Asian	-	-	-	-	-	-	-	-
Blk/Af. Am	1	-	-	-	-	-	-	-
H/P.I.	-	-	-	-	-	-	-	-
White	84	154	82	46	-	-	1	-
Other races	-	-	-	-	-	-	-	-
TOTALS	93	169	89	53	-	-	1	-

Attachment E

Western Maine Community Action Health Services Annual Report 2012

Operator: WMCA Health Services, Established 2011

Location of Sites 179 Lisbon Street
Lewiston, ME 04240

Indicator	Quantity
Total enrolled	24
New enrollees, total	24
Number of HIV Tests conducted with new enrollees	2
Total number of HIV Tests conducted with exchange consumers	2
Number of syringes collected, total	406
Number of syringes disposed, total	406
Syringes distributed, total	633
Number of initial exchange kits distributed ⁸	24
Total exchanges	61
Number of off-site exchanges	0
Total referrals made	101

List Number of referrals made to:

Primary Care- 24
STD clinic - 29
HIV testing - 24
Hepatitis Testing - 24
Substance Abuse Treatment - 0
Housing - 0
Other - 2

⁸ Initial exchange kits contain 10 syringes per kit.

Enrollee Demographics, WMCA Health Services:

Clients served w/ CDC Funds	Male 18-29	Male 30+	Female 18-29	Female 30+	Transgen. M-F 18-29	Transgen. M-F 30+	Transgen. F-M 18-29	Transgen. F-M 30+
Hisp/Latino	-	-	-	-	-	-	-	-
Non-Hisp/Lat	3	14	5	2	-	-	-	-
TOTALS	3	14	5	2	-	-	-	-
AI/AN	-	2	-	-	-	-	-	-
Asian	-	-	-	-	-	-	-	-
Blk/Af. Am	-	-	-	-	-	-	-	-
H/P.I.	-	-	-	-	-	-	-	-
White	3	12	5	2	-	-	-	-
Other races	-	-	-	-	-	-	-	-
TOTALS	3	14	5	2	-	-	-	-