

MAINE STATE LEGISLATURE

The following document is provided by the
LAW AND LEGISLATIVE DIGITAL LIBRARY
at the Maine State Law and Legislative Reference Library
<http://legislature.maine.gov/lawlib>



Reproduced from electronic originals
(may include minor formatting differences from printed original)



Maine Center for Disease Control and Prevention

An Office of the
Department of Health and Human Services

Paul R. LePage, Governor

Mary C. Mayhew, Commissioner

Hypodermic Apparatus Exchange Programs Report for 2011

Reporting Period 11/1/2010-10/31/2011

Prepared by the Maine HIV, STD and Viral Hepatitis Program on 12/15/11

Maine law, 22 MRSA c.252-A, sec. 1341 Hypodermic Apparatus Exchange Programs requires the Maine Center for Disease Control to file an annual report to the Legislature's Judiciary and Health and Human Services Committees on the status of exchange programs certified under this section.

December 15, 2011

Maine Center for Disease Control, HIV, STD, and Viral Hepatitis Program

**Hypodermic Apparatus Exchange Programs Report for 2010
Reporting Period 11/1/2010-10/31/2011**

Maine law, 22 MRSA c.252-A, sec. 1341 Hypodermic Apparatus Exchange Programs requires the Maine Center for Disease Control to file an annual report to the Legislature's Judiciary and Health and Human Services Committees on the status of exchange programs certified under this section. The required information is contained below.

Certified Hypodermic Apparatus Exchange Programs in Maine: There were four certified Hypodermic Apparatus Exchange Programs operating in Maine in 2010. The City of Portland, located in Portland was certified in September 1998; Down East AIDS Network, located in Ellsworth, was certified in September 2000; Eastern Maine AIDS Network, located in Bangor, was certified in March 2002; HealthReach Harm Reduction (formerly known as Dayspring AIDS Support Services), located in Augusta, was certified in December 2004.

For agency specific data on the City of Portland's, Down East AIDS Network's, Eastern Maine AIDS Network's, and HealthReach Harm Reduction's Needle Exchange Programs please see Attachments A, B, C, and D, respectively.

Operational Hypodermic Apparatus Exchange Programs in Maine:

Operator: City of Portland
Health and Human Services Department
Public Health Division
389 Congress Street, Room 307
Portland, ME 04101

Location of Sites for City of Portland:
India Street Public Health Center Mobile Exchange
103 India Street City of Portland
Portland, ME 04101 Maine

Operator: Down East AIDS Network
25 Pine St.
Suite A
Ellsworth, ME 04605

Location of sites for Down East AIDS Network:
25 Pine St.
Suite A
Ellsworth, ME 04605

Operator: Eastern Maine AIDS Network
370 Harlow Street
Bangor, ME 04401

Location of Sites for Eastern Maine AIDS Network:

Eastern Maine AIDS Network
370 Harlow Street
Bangor, ME 04401

Mobile Exchange
Penobscot, Aroostook,
Piscataquis counties

Operator: HealthReach Harm Reduction
Next Step Needle Exchange Program
9 Green St.
Augusta, ME 04333

Location of Sites for HealthReach Harm Reduction:

9 Green St.
Augusta, ME 04333

Aggregate Data for Maine Hypodermic Apparatus Exchange Programs 2011

Indicator	Quantity
Total enrolled	1673
New enrollees, total	584
Number of HIV Tests conducted with new enrollees	162
Total number of HIV Tests conducted with exchange consumers	644
Number of syringes collected, total	260,050
Number of syringes disposed, total	260,050
Syringes distributed, total	263,208
Number of initial exchange kits distributed	563
Total exchanges	5,602
Number of off-site exchanges	42
Total referrals made	2087

Referrals by type:

Primary Care – 59
 STD clinics – 94
 HIV testing – 828
 Other – 337

Hepatitis Testing – 628
 Substance Abuse Treatment – 227
 Housing – 30

2011 Enrollee Demographics:

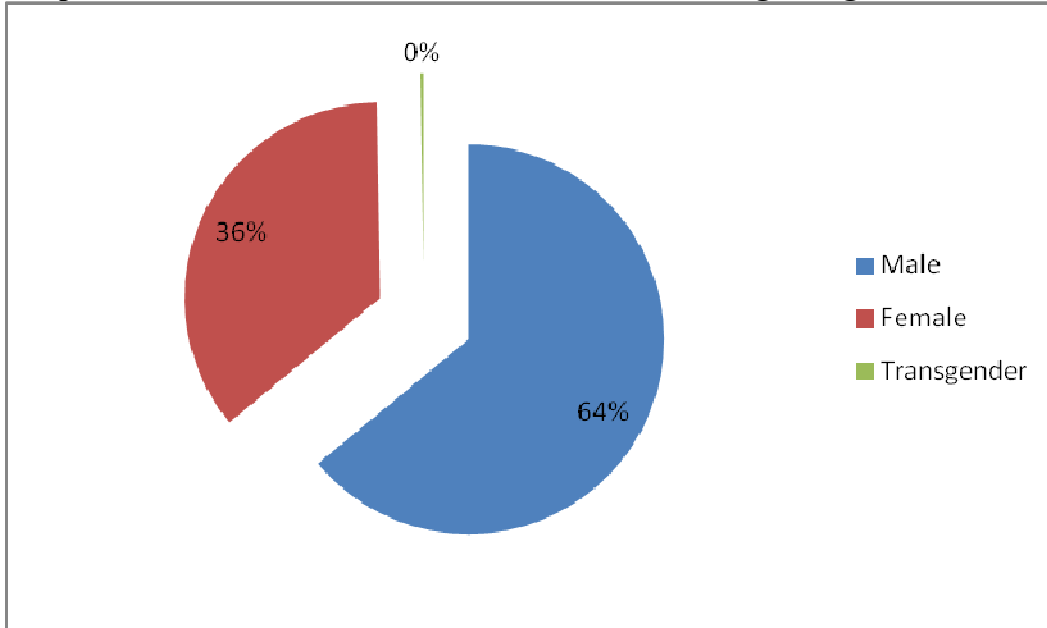
Clients served w/ CDC Funds	Male 18-29	Male 30+	Female 18-29	Female 30+	Transgen. M-F 18-29	Transgen. M-F 30+	Transgen. F-M 18-29	Transgen. F-M 30+
Hisp/Latino	13	11	5	4	0	0	0	0
Non-Hisp/Lat	539	508	367	221	1	0	4	0
TOTALS	552	519	372	225	1	0	4	0
AI/AN ¹	17	23	10	7	0	0	0	0
Asian	1	0	2	0	0	0	0	0
Blk/Af. Am ²	15	5	4	4	0	0	0	0
H/P.I. ³	0	0	0	0	0	0	0	0
White	509	484	352	211	1	0	4	0
Other races	10	7	4	3	0	0	0	0
TOTALS	552	519	372	225	1	0	4	0

¹ AI/AN = American Indian / Alaskan Native

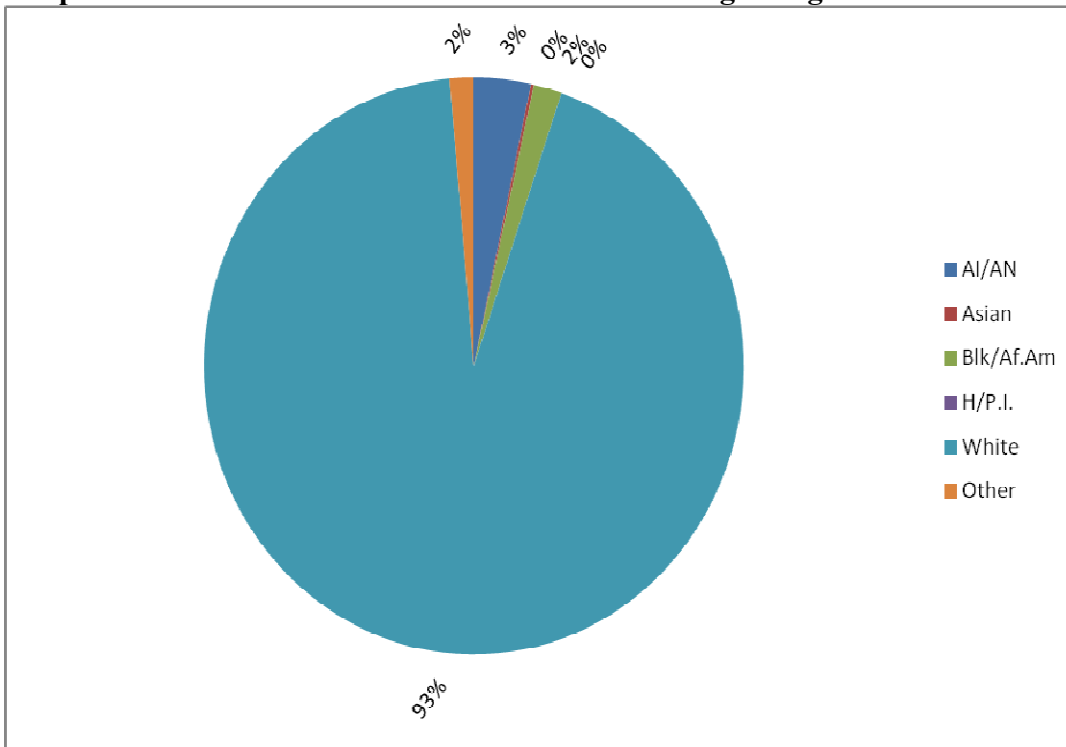
² Blk/Af. Am = Black/African American

³ H/P.I. = Hawaiian/ Pacific Islander

Graph 1.1. Gender Distribution of 2011 Needle Exchange Programs Enrollees

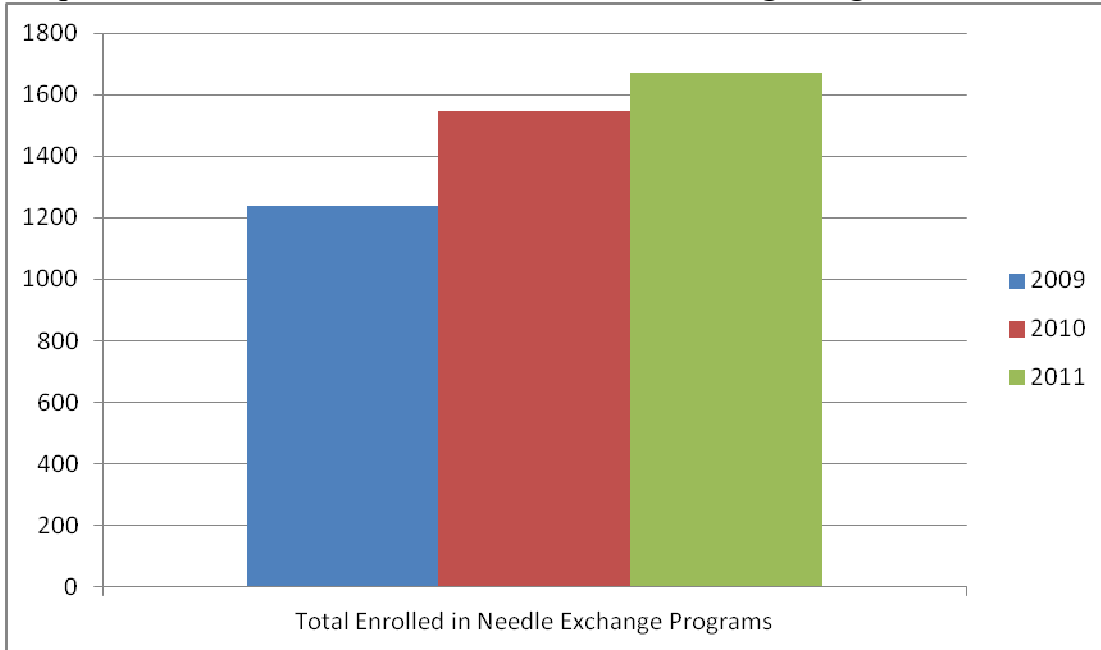


Graph 1.2. Race Distribution of 2011 Needle Exchange Program Enrollees

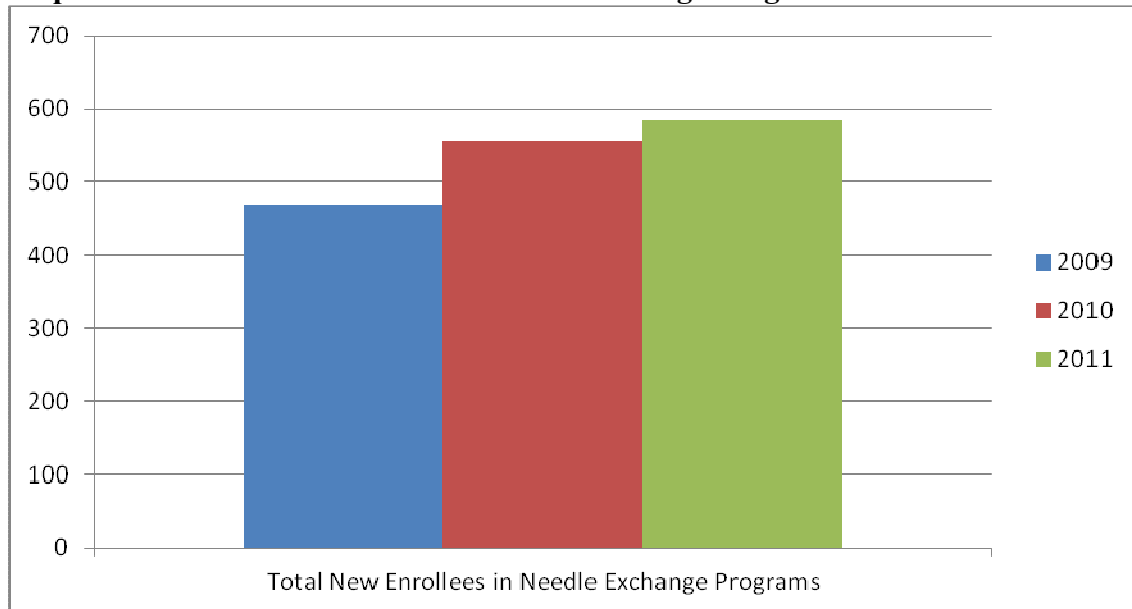


From 2009 to 2011, Needle Exchange Programs have shown increased usage and participation. The total number of enrolled, total number of newly enrolled, total needle exchanged and total number of referrals to other services have increased over the three years. There have also been an increased in the total number of syringe collected and syringe disposed through the Needle Exchange Program from 2009 to 2011.

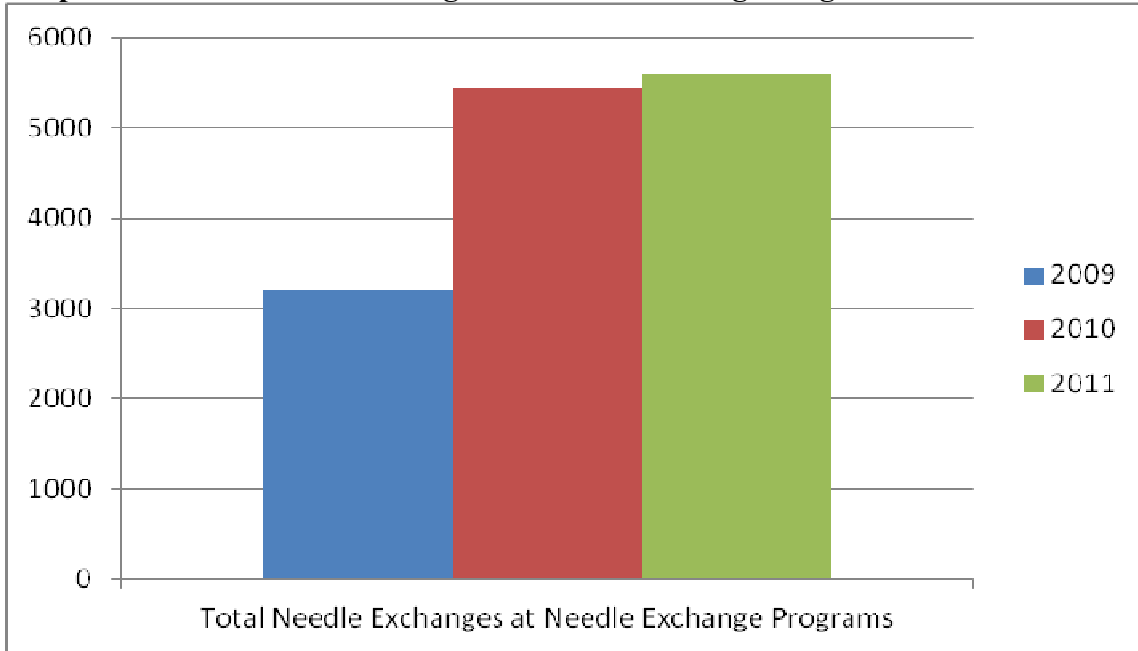
Graph 2.1. Total Number of Enrolled in Needle Exchange Programs in 2009-2011



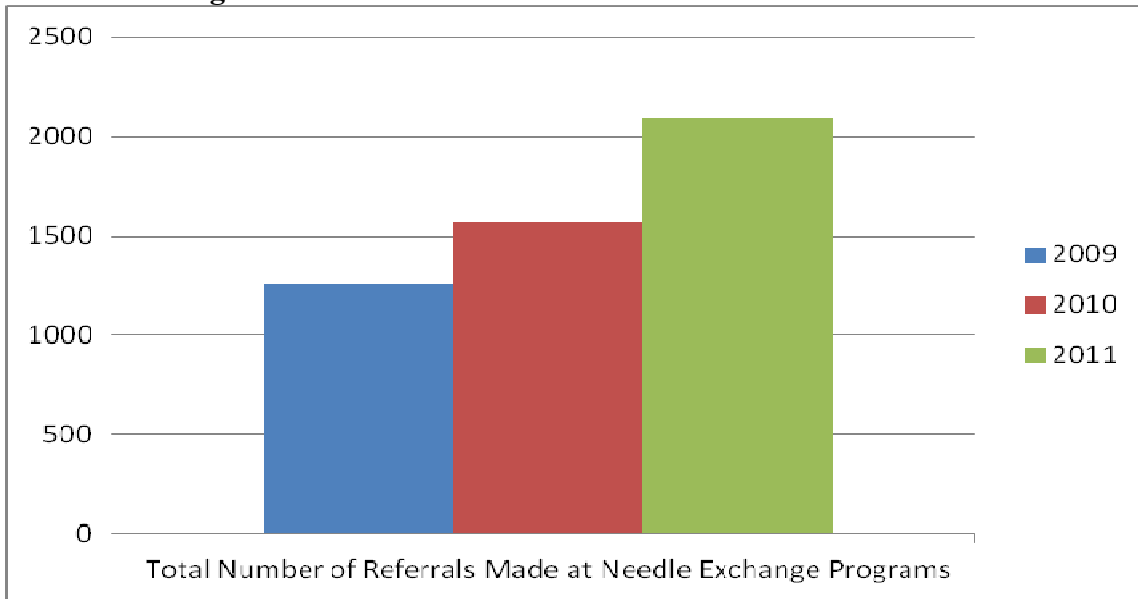
Graph 2.2. Total New Enrollees in Needle Exchange Programs in 2009-2011



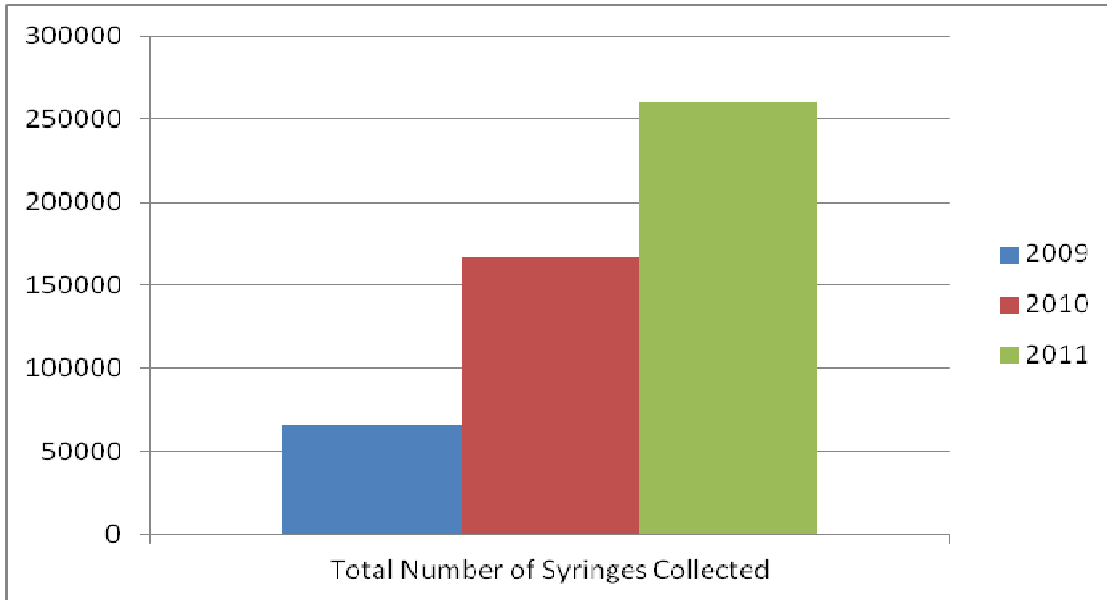
Graph 2.3. Total Needle Exchanges at Needle Exchange Programs in 2009-2011



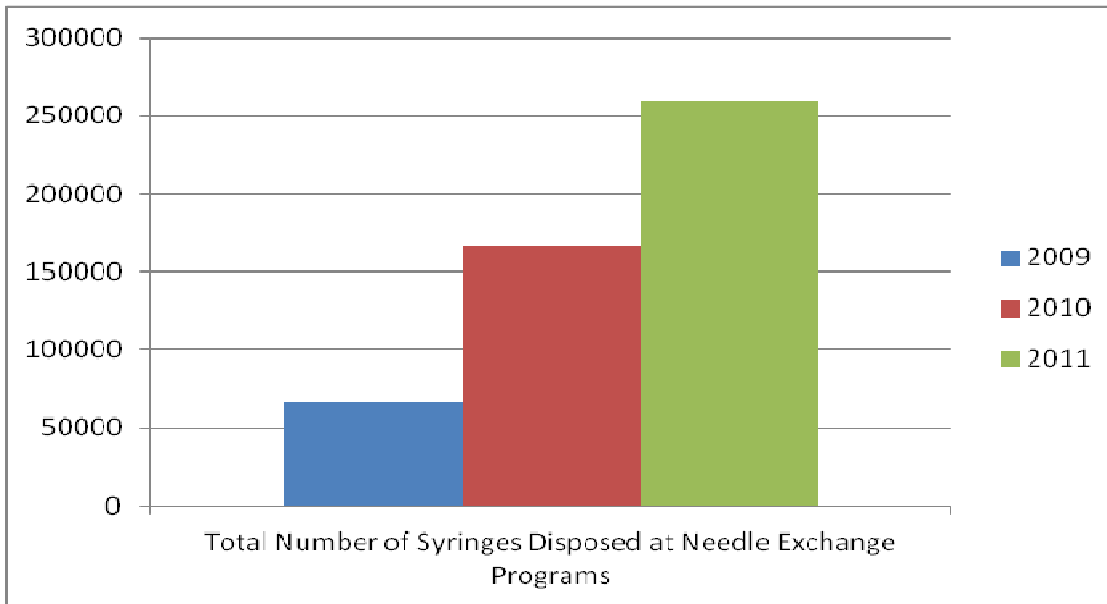
Graph 2.4. Total Number of Referrals for Other Services at Needle Exchange Programs in 2009-2011



Graph 2.5. Total Number of Syringes Collected at Needle Exchange Programs in 2009-2011



Graph 2.6. Total Number of Syringes Disposed at Needle Exchange Programs in 2009-2011



Attachment A

**City of Portland, Public Health Division Maine
Annual Report 2011**

Operator: City of Portland, Maine Public Health Division

Location of Sites 103 India St. Portland, ME

Indicator	Quantity
Total enrolled	325
New enrollees, total	152
Number of HIV Tests conducted with new enrollees	18
Total number of HIV Tests conducted with exchange consumers	57
Number of syringes collected, total	92,043
Number of syringes disposed, total	92,043
Syringes distributed, total	90267
Number of initial exchange kits distributed	152
Total exchanges	1974
Number of off-site exchanges	26
Total referrals made	969

List number of referrals made to:

- Primary Care - 11
- STD clinic - 45
- HIV testing - 331
- Hepatitis Testing - 272
- Substance Abuse Treatment - 53
- Housing – 5
- Other- 255

Enrollee Demographics, City of Portland:

Clients served w/ CDC Funds	Male 18-29	Male 30+	Female 18-29	Female 30+	Transgen. M-F 18-29	Transgen. M-F 30+	Transgen. F-M 18-29	Transgen. F-M 30+
Hisp/Latino	5	3	1	1	-	-	-	-
Non-Hisp/Lat	103	95	62	55	-	-	-	-
TOTALS	108	98	63	56	-	-	-	-
AI/AN	-	1	-	-	-	-	-	-
Asian	-	-	-	-	-	-	-	-
Blk/Af. Am	5	2	1	2	-	-	-	-
H/P.I.	-	-	-	-	-	-	-	-
White	103	95	62	54	-	-	-	-
Other races	-	-	-	-	-	-	-	-
TOTALS	108	98	63	56	-	-	-	-

Attachment B

Down East AIDS Network Annual Report 2011

Operator: Down East AIDS Network

Location of Sites Ellsworth Office 25A Pine St, Ellsworth ME

Indicator	Quantity
Total enrolled	293
New enrollees, total	100
Number of HIV Tests conducted with new enrollees	28
Total number of HIV Tests conducted with exchange consumers	328
Number of syringes collected, total	38,629
Number of syringes disposed, total	38,629
Syringes distributed, total	46,999
Number of initial exchange kits distributed	100
Total exchanges	100
Number of off-site exchanges	16
Total referrals made	167

List number of referrals made to:

Primary Care - 0
STD clinic - 12
HIV testing - 100
Hepatitis Testing - 32
Substance Abuse Treatment - 21
Housing - 2
Other - 5

Enrollee Demographics, Down East AIDS Network:

Clients served w/ CDC Funds	Male 18-29	Male 30+	Female 18-29	Female 30+	Transgen. M-F 18-29	Transgen. M-F 30+	Transgen. F-M 18-29	Transgen. F-M 30+
Hisp/Latino	-	-	-	-	-	-	-	-
Non-Hisp/Lat	37	30	23	10	-	-	-	-
TOTALS	37	30	23	10	-	-	-	-
AI/AN	2	-	-	-	-	-	-	-
Asian	1	-	-	-	-	-	-	-
Blk/Af. Am	0	-	-	-	-	-	-	-
H/P.I.	0	-	-	-	-	-	-	-
White	34	30	23	10	-	-	-	-
Other races	0	-	-	-	-	-	-	-
TOTALS	37	30	23	10	-	-	-	-

Attachment C

**Eastern Maine AIDS Network/Penobscot Community Health Center
Annual Report 2011**

Operator: Eastern Maine AIDS Network

Location of Sites 370 Harlow Street, Bangor Maine

Indicator	Quantity
Total enrolled	714
New enrollees, total	245
Number of HIV Tests conducted with new enrollees	112
Total number of HIV Tests conducted with exchange consumers	246
Number of syringes collected, total	94,505
Number of syringes disposed, total	94,505
Syringes distributed, total	93,053
Number of initial exchange kits distributed	245
Total exchanges	2,373
Number of off-site exchanges	0
Total referrals made	557

List number of referrals made to:

Primary Care - 44
STD clinic - 26
HIV testing - 274
Hepatitis Testing - 236
Substance Abuse Treatment - 62
Housing - 19
Other- 18

Enrollee Demographics, Eastern Maine AIDS Network:

Clients served w/ CDC Funds	Male 18-29	Male 30+	Female 18-29	Female 30+	Transgen. M-F 18-29	Transgen. M-F 30+	Transgen. F-M 18-29	Transgen. F-M 30+
Hisp/Latino	4	5	3	1	-	-	-	-
Non-Hisp/Lat	223	205	176	93	1	-	2	-
TOTALS	227	210	179	94	1	-	2	-
AI/AN	8	7	3	4	-	-	-	-
Asian	-	-	-	-	-	-	-	-
Blk/Af. Am	10	3	3	2	-	-	-	-
H/P.I.	-	-	-	-	-	-	-	-
White	199	193	169	85	1	-	3	-
Other races	10	7	4	3	-	-	-	-
TOTALS	227	210	179	94	1	-	3	-

Attachment D

**HealthReach Harm Reduction
Annual Report 2010**

Operator: HealthReach Harm Reduction

Location of Sites 9 Green Street
Augusta, ME 04330

Indicator	Quantity
Total enrolled	341
New enrollees, total	87
Number of HIV Tests conducted with new enrollees	4
Total number of HIV Tests conducted with exchange consumers	13
Number of syringes collected, total	34,873
Number of syringes disposed, total	34,873
Syringes distributed, total	32,889
Number of initial exchange kits distributed	66
Total exchanges	1,155
Number of off-site exchanges	0
Total referrals made	394

List Number of referrals made to:

- Primary Care- 4
- STD clinic - 11
- HIV testing - 123
- Hepatitis Testing - 88
- Substance Abuse Treatment - 91
- Housing - 4
- Other - 59

Enrollee Demographics, HealthReach Harm Reduction:

Clients served w/ CDC Funds	Male 18-29	Male 30+	Female 18-29	Female 30+	Transgen. M-F 18-29	Transgen. M-F 30+	Transgen. F-M 18-29	Transgen. F-M 30+
Hisp/Latino	4	3	1	2	-	-	-	-
Non-Hisp/Lat	75	145	71	39	-	-	1	-
TOTALS	79	148	72	41	-	-	1	-
AI/AN	7	15	7	3	-	-	-	-
Asian	-	-	2	-	-	-	-	-
Blk/Af. Am	-	-	-	-	-	-	-	-
H/P.I.	-	-	-	-	-	-	-	-
White	72	133	63	38	-	-	1	-
Other races	-	-	-	-	-	-	-	-
TOTALS	79	148	72	41	-	-	1	-