

# MAINE STATE LEGISLATURE

The following document is provided by the  
**LAW AND LEGISLATIVE DIGITAL LIBRARY**  
at the Maine State Law and Legislative Reference Library  
<http://legislature.maine.gov/lawlib>

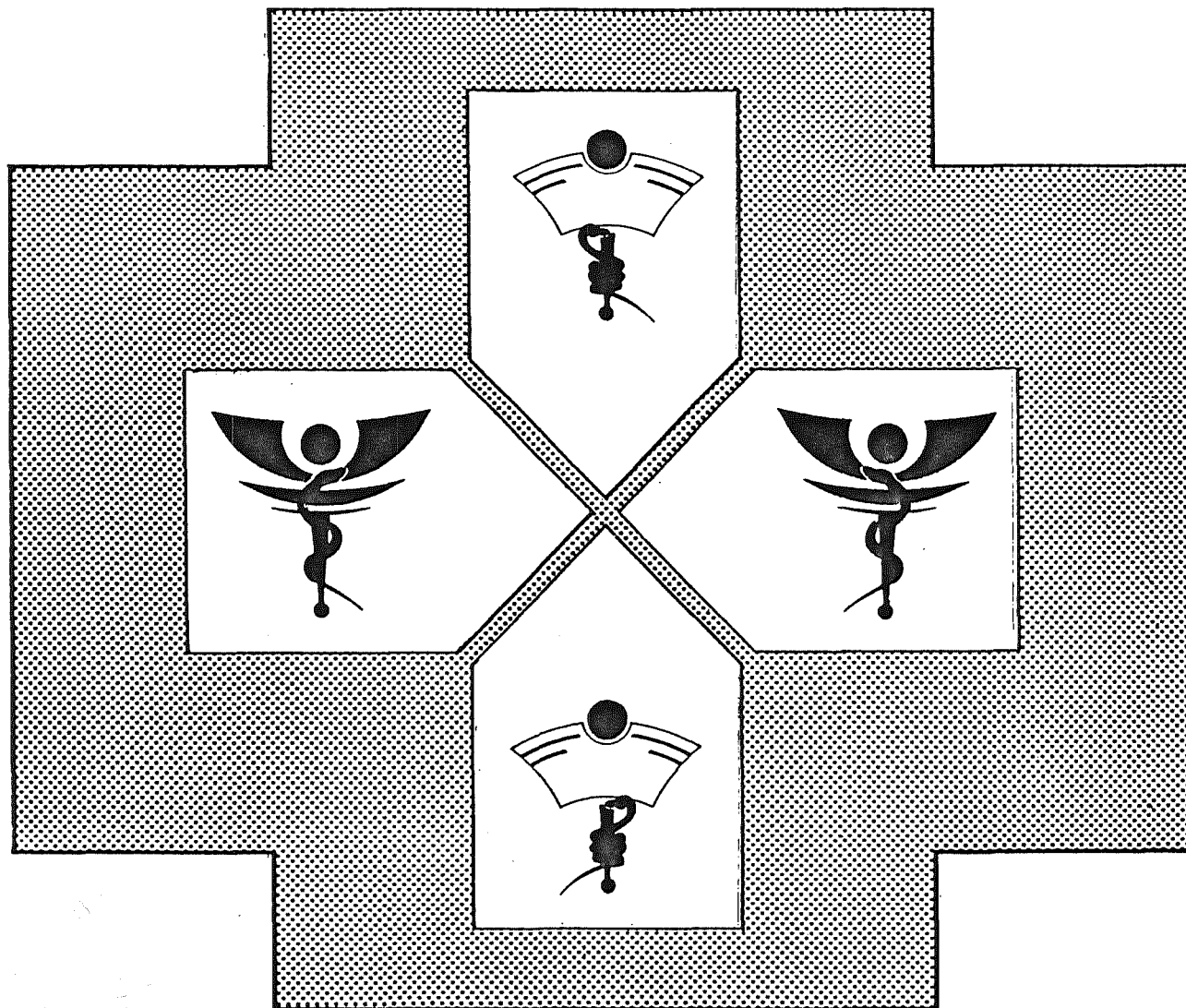


Reproduced from scanned originals with text recognition applied  
(searchable text may contain some errors and/or omissions)

MAINE  
DOCS

# PHYSICIAN EXTENDERS

JUN 30 1981



355260

# MAINE 1981



COOPERATIVE HEALTH MANPOWER RESOURCES SYSTEM

Physician Extenders  
Maine - 1981

Prepared by

Division of Data and Research  
Bureau of Health Planning and Development  
Maine Department of Human Services

*with partial funding by the*

Cooperative Health Statistics System  
National Center for Health Statistics

Contract Number 233-80-2103

## ACKNOWLEDGEMENTS

The statistical data presented in this report were collected through the cooperative effort of many individuals and groups.

Deserving special mention are the Maine Board of Registration in Medicine, the Maine Board of Osteopathic Examination and Registration, and the Maine Board of Nursing. Without the cooperation and assistance of these organizations many of these data would be unavailable.

We also wish to thank the individual Physician Assistants and Nurse Practitioners who took the time to complete a survey and provide the information displayed in this report. Their cooperation is of primary importance in building and maintaining an accurate data base on these two professions.

Under the general guidance of Ellen Naor, Director of the Division of Data and Research, Bureau of Health Planning and Development, this report was produced by Deborah Smiley, Planning and Research Associate II. Programming and table production were provided by Donald R. Lemieux, Planning and Research Associate II. Systems work was provided by Carl S. Gerry, Analyst Programmer II. The report was typed for publication by Sylvia Cunningham.

December, 1982

## GUIDELINES FOR DATA USE

The Maine Bureau of Health Planning and Development requests that the following guidelines be followed in any further publication or release of data from this report:

- a. Any published material derived from the data should acknowledge the Maine Cooperative Health Manpower Resources System, Bureau of Health Planning and Development, Maine Department of Human Services, as the original source. It should also include a disclaimer which credits any further analyses, interpretations, or conclusions reached to the author, and not to the Bureau.
- b. Recipients who wish to publish a technical description of the data should make a reasonable effort to insure that the description is not inconsistent with that published by the Bureau.



TABLE OF CONTENTS

	Page
List of Tables .....	vii
Introduction .....	1
Technical Notes .....	3
Definitions .....	7
Tables	
General - Physician Extenders .....	9
Physician Assistants .....	13
Nurse Practitioners .....	29
Appendices .....	47
Appendix 1 - Physician Extender Resource Inventories	
Appendix 2 - 1981 Population Estimates	





LIST OF TABLES

Page

GENERAL TABLES - PHYSICIAN EXTENDERS

- Table 1 Active Physician Extenders in Maine, Selected Statistics by County
- Table 2 Active Physician Extenders in Maine Specifying Primary Care as a First Specialty, Selected Statistics by County

PHYSICIAN ASSISTANTS

- Table 3 Physician Assistants Licensed in Maine by County of Residence
- Table 4 Active Physician Assistants Licensed in Maine by Counties of Residence and Employment
- Table 5 Active Physician Assistants in Maine, Number, Percent, and Ratio to Population by County of Employment
- Table 6 Active Physician Assistants in Maine, Primary Specialty by County of Employment
- Table 7 Active Physician Assistants in Maine, Average Hours per Week Within Activity by County of Employment
- Table 8 Active Physician Assistants in Maine, Average Hours per Week Within Activity by Primary Specialty
- Table 9 Active Physician Assistants in Maine, Average Hours per Week Within Activity by Age
- Table 10 Active Physician Assistants in Maine, Age by County of Employment
- Table 11 Active Physician Assistants in Maine, Age by Primary Specialty
- Table 12 Active Physician Assistants in Maine, Work Setting by County of Employment

## LIST OF TABLES

Page

PHYSICIAN ASSISTANTS - (cont.)

Table 13	Active Physician Assistants in Maine, Work Setting by Total Hours
Table 14	Active Physician Assistants in Maine, Work Setting by Age
Table 15	Active Physician Assistants in Maine, Weeks Worked in Maine Previous Year by County of Employment
Table 16	Active Physician Assistants in Maine, Weeks Worked in Maine Previous Year by Age

NURSE PRACTITIONERS

Table 17	Nurse Practitioners Licensed in Maine by County of Residence
Table 18	Nurse Practitioners Licensed in Maine, Activity Status and Work/Residence Location
Table 19	Active Nurse Practitioners Licensed in Maine by Counties of Residence and Employment
Table 20	Active Nurse Practitioners in Maine, Number, Percent, and Ratio to Population by County of Employment
Table 21	Active Nurse Practitioners in Maine, Primary Specialty by County of Employment
Table 22	Active Nurse Practitioners in Maine, Average Hours per Week Within Activity by County of Employment
Table 23	Active Nurse Practitioners in Maine, Average Hours per Week Within Activity by Primary Specialty
Table 24	Active Nurse Practitioners in Maine, Average Hours per Week Within Activity by Age

LIST OF TABLES

Page

NURSE PRACTITIONERS - (cont.)

Table 25	Active Nurse Practitioners in Maine, Age by County of Employment
Table 26	Active Nurse Practitioners in Maine, Age by Primary Specialty
Table 27	Active Nurse Practitioners in Maine, Work Setting by County of Employment
Table 28	Active Nurse Practitioners in Maine, Work Setting by Total Hours
Table 29	Active Nurse Practitioners in Maine, Work Setting by Age
Table 30	Active Nurse Practitioners in Maine, Weeks Worked in Maine Previous Year by County of Employment
Table 31	Active Nurse Practitioners in Maine, Weeks Worked in Maine Previous Year by Age
Table 32	Licensed Inactive Nurse Practitioners in Maine, Reason Inactive by Residence County



## INTRODUCTION

This report has been prepared as one in a series of reports which provide detailed profiles of selected health professions in Maine. It is part of the second tier in a three-tiered data library. General purpose reports, providing broad profiles of interest to a wide audience of individuals and organizations involved in health fields, constitute the first tier of this library. The second tier is comprised of detailed tabulations for selected health professions to fill the needs of health planners, educators, and researchers for more detailed information. The third tier consists of special purpose tabulations prepared as needed in response to specific requests.

The data tables presented within this report have been prepared from data collected through 1981 surveys of Physician Assistants and Nurse Practitioners certified/approved in Maine (see Appendix for survey copies). 1981 was the first year of data collection on these professions through the Cooperative Health Manpower Resources System. In order to assure that uniform data are available on all health occupations surveyed through this system, a core set of data items asked of all professions was incorporated into the Physician Assistant and Nurse Practitioner surveys as well. In addition to these items, occupation-specific questions were designed to collect information of particular interest within the physician extender occupations.

Physician extenders work under the supervision of actively practicing Maine physicians; their functions and responsibilities are governed by legislation, the two physician boards of licensure (MD, DO), the Board of Nursing, and supervising physician protocol.

In a rural state, such as Maine, the use and impact of physician extenders on the health care system is of considerable interest. The data displayed in this report are intended to address that interest and to provide baseline data upon which an assessment of the impact of physician extenders can be made.

The data supporting the compilation of tables found in this report as well as special tabulations are available for further analysis. Requests should be addressed to:

Deborah Smiley  
Division of Data and Research  
Bureau of Health Planning and Development  
Maine Department of Human Services  
Station #11  
Augusta, Maine 04333

## TECHNICAL NOTES

### Background

In 1980, the Division of Data and Research was awarded a state agency development contract from the National Center for Health Statistics (Contract #HRA 233-80-2103). Through this contract a number of activities were undertaken in order to increase and refine the functional capabilities of the Division of Data and Research. One of these activities was the development of a data base on Maine's physician extenders.

This project was undertaken in order to address the growing interest in mid-level health professionals and the expressed need of health planners for data which would allow them to assess the impact of physician extender services on Maine's health care system.

### Professional Certification/Approval

Certification of physician assistants and approval of nurse practitioners to practice in Maine is carried out by separate autonomous boards of licensure.

Physician assistant certification is conducted by the Board of Registration in Medicine or the Board of Registration and Examination in Osteopathic Medicine. This process is undertaken biennially for all active physician assistants practicing in Maine. It should be noted that certification is contingent upon employment in Maine and the presence of a supervising physician who assumes responsibility for the extender's professional performance.



Nurse practitioners are approved through the Maine State Board of Nursing. This process involves Board approval of the nurse practitioner training program from which the individual graduates. The individual is certified through the training program and approval of the program by the Board allows the nurse to practice as a nurse practitioner in Maine. For this reason, the approval process happens only once and the individual may legally practice as a nurse practitioner in Maine as long as he/she holds a valid Maine registered nurse license. Approval is conducted by the Board on an ongoing basis as applications are received.

#### Data Collection

Data collection was conducted on both professions in June, 1981. The certification list for physician assistants was effective as of January, 1981 and as of April, 1981 for nurse practitioners. Surveys were conducted independently by the Division of Data and Research with endorsement by the respective boards of licensure.

Survey information was provided by the licensee on a voluntary basis and was not in general further verified. Data in this report are thus subject to the usual limitations associated with the use of mail questionnaire data collection procedures.

The returned surveys were checked for accuracy, response rates were computed, and a follow-up was conducted either by mail or telephone. Survey responses were coded, key-punched, and verified; data processing and report generation were carried out by the staff of the Division of Data and Research.

### 1981 Population Data

Population figures for 1981 are population estimates published in Population Estimates for Minor Civil Division by County - Maine 1981 prepared by the Division of Data and Research, Bureau of Health Planning and Development. Population estimates are prepared annually and reflect changes in births, deaths, and estimated net migration for each Maine county and town. County population estimates for 1981 are included as Appendix 2.

### Tabulations

The data displayed in this report do not reflect all data collected through the physician extender resource inventories. There is some variation in data elements in each licensed profession, but generally the core items are: address (residence and employment), activity status, reason for inactivity, date of birth, years active, weeks worked per year, hours worked per week by activity, form and setting of employment, specialty and specialty hours.

### Limitations

Tabulations are based on edited files which have been corrected for missing and erroneous information which came to light subsequent to initial data compilation; therefore, there may be some discrepancies with reports circulated prior to this publication. Data in these early reports are superseded by the tabulations in the present document.

### Response Rates

A 100% overall survey response rate was achieved on physician assistants. Data were obtained through returned surveys and through information provided by the licensing board.

For nurse practitioners, an overall response rate of 59.9% and an in-state response rate of 68.6% was achieved. A low response rate for this profession was due primarily to the fact that nurse practitioners are approved only once and are not required to renew on an annual basis. For that reason, name and address changes are not kept current at the board; many professionals could not be located for the purpose of this survey.

Although the low response rate on nurse practitioners may preclude detailed analysis of the characteristics of those professionals, these data can be used for general descriptive purposes and for general comparisons with physician assistants and other health professionals. These data are also useful in assessing the minimum impact that this profession has on Maine's health care system.

## DEFINITIONS

Physician Extenders This term refers to skilled health professionals qualified by academic and practical training to provide patient services which fall between the traditional roles of nurse and physician. In this report, physician extender refers to two groups of health professionals: physician assistants and nurse practitioners.

Geographic Area: Tables are presented by Maine's sixteen counties or for the state as a whole. Special reports can be produced by municipality or any combination of municipalities such as Planning and Development Districts, Nursing Home Analysis Areas, or Regional Planning Commission Areas. Geographic area of either residence or employment may be used.

Names and residence address are provided by the Boards. However, residence information is used only in three instances: 1) to account for and assign all non-respondents to a town; 2) to assign all inactive licensees to a town; and 3) to reconcile and show movement across county or state lines for active licensees.

Age: Age is obtained from date of birth. The date of birth may be available for non-respondents from the Board.

Activity Status: This category indicates whether the respondent considers himself/herself to be currently active in the licensed profession (Physician Assistants must be active for their certification to be in force). Active respondents are then asked the number of weeks worked in the last year and number of hours worked in an average week. As definitions of full-time and part-time vary, the hours may be grouped to suit the desired definitions.

## DEFINITIONS (Cont.)

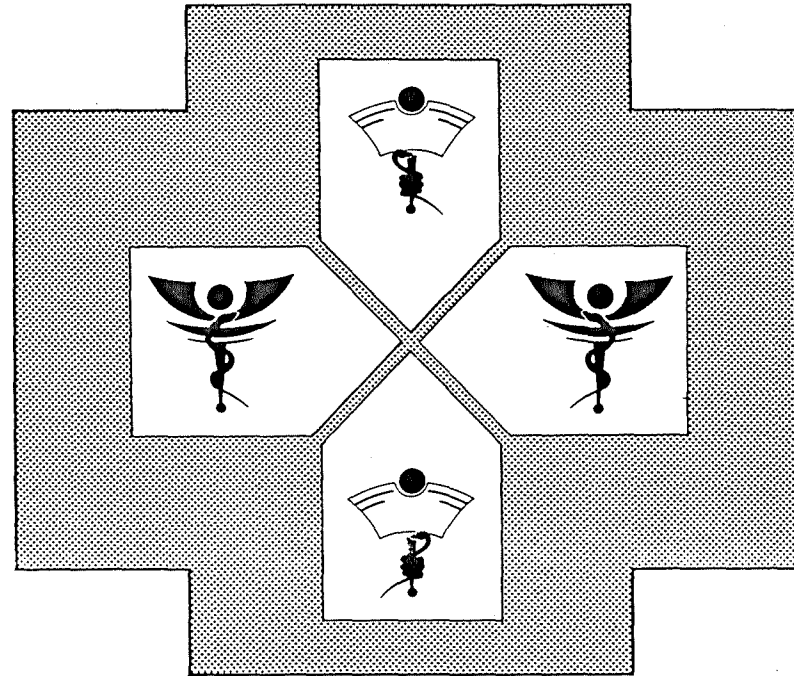
Specialty:

Physician extenders are asked to identify their specialty. This information is thus obtained through voluntary self-identification and self-assessment.

Primary Care  
Specialty:

These specialties are general practice, family practice, general internal medicine, general pediatrics, obstetrics, and gynecology.

# PHYSICIAN EXTENDERS



## General Tables



Table 1

ACTIVE PHYSICIAN EXTENDERS IN MAINE\*  
SELECTED STATISTICS BY COUNTY

PAS (JANUARY 1, 1981), NPS (APRIL 1, 1981)

COUNTY OF EMPLOYMENT	SELECTED STATISTICS								
	TOTAL EXTENDERS <sup>1</sup>		AVERAGE PATIENT CARE HRS./WK. <sup>2</sup>		COUNTY POPULATION	POPULATION PER EXTENDER			
	PA	NP	PA	NP		PA	NP	COMBINED	
TOTAL/AVERAGE	75	64	46.3	30.6	1,132,849	15,105	17,701	8,150	
ANDROSCOGGIN	0	6		39.8	100,043		16,674	16,674	
AROOSTOOK	6	3	42.8	22.7	90,935	15,156	30,312	10,104	
CUMBERLAND	4	16	42.8	31.7	216,959	54,240	13,560	10,848	
FRANKLIN	4	3	41.3	29.3	27,877	6,969	9,292	3,982	
HANCOCK	4	5	53.3	17.4	42,104	10,526	8,421	4,678	
KENNEBEC	7	8	48.0	33.8	110,807	15,830	13,851	7,387	
KNOX	1	2	90.0	20.0	33,289	33,289	16,645	11,096	
LINCOLN	2	0	50.0		25,846	12,923		12,923	
OXFORD	4	3	43.5	33.3	48,857	12,214	16,286	6,980	
PENOBSCOT	14	8	47.1	33.1	138,373	9,884	17,297	6,290	
PISCATAQUIS	2	0	47.5		17,746	8,873		8,873	
SAGADAHOC	3	1	41.7	40.0	28,664	9,555	28,664	7,166	
SOMERSET	10	2	41.1	30.0	45,752	4,575	22,876	3,813	
WALDO	2	2	40.0	51.0	28,461	14,231	14,231	7,115	
WASHINGTON	10	2	50.1	24.5	34,333	3,433	17,167	2,861	
YORK	2	3	47.5	15.0	142,803	71,402	47,601	28,561	

\*Licensed, active professionals working in Maine who responded to the survey.

1981 estimated population from Population Estimates for Minor Civil Divisions by County - Maine 1981, Bureau of Health Planning and Development, Maine Department of Human Services, December, 1982.<sup>1</sup>Excludes 10 PAs and 12 NPs with unknown patient care hours.<sup>2</sup>Average patient care hours/week on this table may not be comparable to other tables as data were obtained from different sources. This table displays data obtained from specialty patient care hours.



12  
Table 2

ACTIVE PHYSICIAN EXTENDERS IN MAINE\*  
SPECIFYING PRIMARY CARE AS A FIRST SPECIALTY  
SELECTED STATISTICS BY COUNTY

PAS (JANUARY 1, 1981), NPS (APRIL 1, 1981)


COUNTY OF EMPLOYMENT	SELECTED STATISTICS									
	TOTAL EXTENDERS <sup>1</sup>		AVERAGE PATIENT CARE HRS./WK. <sup>2</sup>				COUNTY POPULATION	POPULATION PER EXTENDER		
	PA	NP	PA	NP	PA	NP		PA/NP COMBINED		
	+	+	+	+	+	+	+	+	+	
TOTAL/AVERAGE	40	27	44.3	27.1	1,132,849	28,321	41,957	16,908		
ANDROSCOGGIN	0	3	.	28.3	100,043	.	33,348	33,348		
ARCOSTOOK	5	2	42.8	19.0	90,935	18,187	45,468	12,991		
CUMBERLAND	2	5	43.5	33.4	216,959	108,480	43,392	30,994		
FRANKLIN	2	0	47.5	.	27,877	13,939	.	13,939		
HANCOCK	1	2	50.0	15.0	42,104	42,104	21,052	14,035		
KENNEBEC	2	2	66.0	26.5	110,807	55,404	55,404	27,702		
KNOX	0	1	.	40.0	33,289	.	33,289	33,289		
LINCOLN	2	0	46.0	.	25,846	12,923	.	12,923		
OXFORD	1	3	39.0	33.3	48,857	48,857	16,286	12,214		
PENOBSCOT	9	2	43.0	33.0	138,373	15,375	69,187	12,579		
PISCATAQUIS	1	0	30.0	.	17,746	17,746	.	17,746		
SAGadahoc	1	1	35.0	40.0	28,664	28,664	28,664	14,332		
SOMERSET	3	2	44.3	30.0	45,752	15,251	22,876	9,150		
WALDO	2	0	40.0	.	28,461	14,231	.	14,231		
WASHINGTON	7	1	43.4	9.0	34,333	4,905	34,333	4,292		
YORK	2	3	47.5	15.0	142,803	71,402	47,601	28,561		

\*Licensed, active professionals working in Maine who responded to the survey.

1981 estimated population from Population Estimates for Minor Civil Divisions by County - Maine 1981, Bureau of Health Planning and Development, Maine Department of Human Services, December, 1982.

<sup>1</sup> Excludes 1 PA with unknown patient care hours.

<sup>2</sup> Average patient care hours per week in one or more primary care specialties. Average patient care hours/week on this table may not be comparable to other tables as data were obtained from different sources. This table displays data obtained from specialty patient care hours.



**Physician Assistants**



Table 3 :

PHYSICIAN ASSISTANTS LICENSED IN MAINE\*  
BY COUNTY OF RESIDENCE

JANUARY 1, 1981

I COUNTY OF RESIDENCE	I ALL LICENSED	II % RESPONSE	I
I ALL LICENSED	I 85	II 100.0 <sup>1</sup>	I
I MAINE TOTAL	I 85	II 100.0	I
I ANDROSCOGGIN	I 0	II -	I
I AROOSTOOK	I 6	II 100.0	I
I CUMBERLAND	I 6	II 100.0	I
I FRANKLIN	I 4	II 100.0	I
I HANCOCK	I 9	II 100.0	I
I KENNEBEC	I 9	II 100.0	I
I KNOX	I 1	II 100.0	I
I LINCOLN	I 2	II 100.0	I
I OXFORD	I 4	II 100.0	I
I PENOBSCOT	I 13	II 100.0	I
I PISCATAQUIS	I 2	II 100.0	I
I SAGADAHOC	I 4	II 100.0	I
I SOMERSET	I 9	II 100.0	I
I WALDO	I 3	II 100.0	I
I WASHINGTON	I 11	II 100.0	I
I YORK	I 2	II 100.0	I

\*ALL PHYSICIAN ASSISTANTS WHO LICENSED IN MAINE DURING THE  
1981 LICENSURE CYCLE.

<sup>1</sup>DATA ON ALL MAINE PHYSICIAN ASSISTANTS WERE OBTAINED  
THROUGH SURVEY RESPONSE AND/OR BOARD FILES.

16  
Table 4

ACTIVE PHYSICIAN ASSISTANTS LICENSED IN MAINE\*  
BY COUNTIES OF RESIDENCE AND EMPLOYMENT

JANUARY 1, 1981

COUNTY OF RESIDENCE	ALL ACTIVE	COUNTY OF EMPLOYMENT																
		ANDI	AROI	CUMI	FRNI	HANI	KENI	KNXI	LNCI	OXFI	PNBI	PSCI	SAGI	SOMI	WLDI	WSHI	YRKI	
ALL LICENSED	85	0	6	4	4	9	8	1	3	5	14	2	3	10	3	11	2	
MAINE TOTAL	85	0	6	4	4	9	8	1	3	5	14	2	3	10	3	11	2	
ANDROSCOGGIN	0																	
AROOSTOOK	6		6															
CUMBERLAND	6			4			1			1								
FRANKLIN	4				4													
HANCOCK	9					9												
KENNEBEC	9						7				1			1				
KNOX	1							1										
LINCOLN	2								2									
OXFORD	4									4								
PENOBSCOT	13										13							
PISCATAQUIS	2											2						
SAGadahoc	4								1				3					
SOMERSET	9													9				
WALDO	3														3			
WASHINGTON	11															11		
YORK	2																2	

\*ALL PHYSICIAN ASSISTANTS WHO LICENSED IN MAINE DURING THE 1981 LICENSURE CYCLE.

Table 5

ACTIVE PHYSICIAN ASSISTANTS IN MAINE\*  
NUMBER, PERCENT AND RATIO TO POPULATION BY COUNTY OF EMPLOYMENT

JANUARY 1, 1981

COUNTY OF EMPLOYMENT	MAINE TOTAL		PERCENT OF TOTAL		RATIO OF
	ACTIVES	POPULATION	ACTIVES	POPULATION	P.A.S TO POPULATION
MAINE TOTAL	85	1,132,849	100.0	100.0	1: 13,328
ANDROSCOGGIN	0	100,043	0	8.6	0: 100,043
AROOSTOOK	6	90,935	7.1	8.0	1: 15,156
CUMBERLAND	4	216,959	4.7	19.2	1: 54,240
FRANKLIN	4	27,877	4.7	2.5	1: 6,969
HANCOCK	9	42,104	10.6	3.7	1: 4,678
KENNEBEC	8	110,807	9.4	9.8	1: 13,851
KNOX	1	33,289	1.2	2.9	1: 33,289
LINCOLN	3	25,846	3.5	2.3	1: 8,615
OXFORD	5	48,857	5.9	4.3	1: 9,771
PENOBSCOT	14	138,373	16.5	12.2	1: 9,884
PISCATAQUIS	2	17,746	2.4	1.6	1: 8,873
SAGadahoc	3	28,664	3.5	2.5	1: 9,555
SOMERSET	10	45,752	11.8	4.0	1: 4,575
WALDO	3	28,461	3.5	2.5	1: 9,487
WASHINGTON	11	34,333	12.9	3.0	1: 3,121
YORK	2	142,803	2.4	12.6	1: 71,402

NOTES: PERCENTAGES CALCULATED ON FEWER THAN 10 INDIVIDUALS ARE SUBJECT TO LARGE CHANCE FLUCTUATIONS AND MUST BE INTERPRETED CAUTIOUSLY. PERCENTAGES MAY NOT ADD DUE TO ROUNDING.

\*LICENSED, ACTIVE PROFESSIONALS WORKING IN MAINE WHO RESPONDED TO THE SURVEY.

1981 ESTIMATED POPULATION FROM POPULATION ESTIMATES FOR MINOR CIVIL DIVISIONS BY COUNTY - MAINE 1981, BUREAU OF HEALTH PLANNING AND DEVELOPMENT, MAINE DEPARTMENT OF HUMAN SERVICES, DECEMBER, 1982.

Table 6

ACTIVE PHYSICIAN ASSISTANTS IN MAINE\*  
PRIMARY SPECIALTY BY COUNTY OF EMPLOYMENT

JANUARY 1, 1981

PRIMARY SPECIALTY	COUNTY OF EMPLOYMENT																
	TOTAL	ANDI	AROI	CMBI	FRNI	HANI	KENI	KNXI	LNCI	OXFI	PNBI	PSCI	SAGI	SOMI	WLDI	WSHI	YRKI
MAINE TOTAL	85	0	6	4	4	9	8	1	3	5	14	2	3	10	3	11	2
EMERGENCY MEDICINE	26	1	2	1	1	3	4	1	1	2	3	1	1	7	1	3	1
FAMILY PRACTICE	26	1	1	1	1	1	1	1	2	1	7	1	1	3	2	4	1
GENERAL PRACTICE	11	1	4	1	1	1	1	1	1	1	1	1	1	1	3	1	1
INTERNAL MEDICINE	3	1	1	1	1	1	1	1	1	1	1	1	1	1	1	1	1
PATHOLOGY	1	1	1	1	1	1	1	1	1	1	1	1	1	1	1	1	1
PEDIATRICS	1	1	1	1	1	1	1	1	1	1	1	1	1	1	1	1	1
OTHER SPECIALTY	5	1	1	1	1	1	1	1	1	1	1	1	2	1	1	1	1
UNKNOWN SPECIALTY	12	1	1	1	1	4	2	1	1	1	1	1	1	1	1	1	1

\*LICENSED, ACTIVE PROFESSIONALS WORKING IN MAINE WHO RESPONDED TO THE SURVEY.

Table 7

ACTIVE PHYSICIAN ASSISTANTS IN MAINE\*  
AVERAGE HOURS PER WEEK WITHIN ACTIVITY BY COUNTY OF EMPLOYMENT

JANUARY 1, 1981

COUNTY OF EMPLOYMENT	AVERAGE HOURS PER WEEK			NUMBER OF P.A.S. <sup>2</sup>	
	ALL ACTIVITIES	PATIENT CARE <sup>1</sup>	OTHER P.A. ACTIVITIES		
MAINE AVERAGE	70.2	45.4	23.0	1.8	77
ANDROSCOGGIN	0				0
AROOSTOOK	79.7	42.8	35.0	1.8	6
CUMBERLAND	55.8	42.8	7.0	6.0	4
FRANKLIN	69.5	40.5	25.0	4.0	4
HANCOCK	76.1	50.4	22.9	2.9	7
KENNEBEC	57.1	40.6	15.1	1.4	7
KNOX	150.0	90.0	60.0	.	1
LINCOLN	52.5	50.0	.	2.5	2
OXFORD	66.5	43.5	23.0	.	4
PENOBSCOT	67.0	47.1	18.8	1.1	14
PISCATAQUIS	83.5	47.5	36.0	.	2
SAGADAHOC	58.0	41.7	13.7	2.7	3
SOMERSET	70.7	41.1	28.2	1.4	10
WALDO	122.0	40.0	82.0	.	2
WASHINGTON	63.0	48.8	12.9	1.3	9
YORK	88.0	47.5	40.0	0.5	2

\*LICENSED ACTIVE PROFESSIONALS WORKING IN MAINE WHO RESPONDED TO THE SURVEY.

<sup>1</sup> Average patient care hours/week on this table may not be comparable to other tables as data were obtained from different sources. This table displays data obtained from total patient care hours.

<sup>2</sup> Excludes 8 physician assistants with unknown hours in 1 or more activities.



Table 8

ACTIVE PHYSICIAN ASSISTANTS IN MAINE\*  
AVERAGE HOURS PER WEEK WITHIN ACTIVITY BY PRIMARY SPECIALTY

JANUARY 1, 1981

PRIMARY SPECIALTY	AVERAGE HOURS PER WEEK				NUMBER OF P.A.S. <sup>2</sup>
	ALL ACTIVITIES	PATIENT CARE <sup>1</sup>	ON CALL	OTHER P.A. ACTIVITIES	
MAINE AVERAGE	70.2	45.4	23.0	1.8	77
EMERGENCY MEDICINE	53.1	45.3	5.2	2.7	26
FAMILY PRACTICE	83.4	43.6	38.4	1.4	25
GENERAL PRACTICE	83.8	43.3	40.0	0.5	11
INTERNAL MEDICINE	72.7	53.0	19.3	0.3	3
PATHOLOGY	68.0	30.0	28.0	10.0	1
PEDIATRICS	65.0	40.0	25.0	.	1
OTHER SPECIALTY	64.6	55.0	9.6	.	5
UNKNOWN SPECIALTY	69.0	49.2	16.4	3.4	5

\*LICENSED, ACTIVE PROFESSIONALS WORKING IN MAINE WHO RESPONDED TO THE SURVEY.

<sup>1</sup> Average patient care hours/week on this table may not be comparable to other tables as data were obtained from different sources. This table displays data obtained from total patient care hours.

<sup>2</sup> Excludes 8 physician assistants with unknown hours in 1 or more activities.

Table 9

ACTIVE PHYSICIAN ASSISTANTS IN MAINE\*  
AVERAGE HOURS PER WEEK WITHIN ACTIVITY BY AGE

JANUARY 1, 1981

AGE	AVERAGE HOURS PER WEEK				NUMBER OF P.A.S. <sup>2</sup>
	ALL ACTIVITIES	PATIENT CARE <sup>1</sup>	ON CALL	OTHER P.A. ACTIVITIES	
MAINE AVERAGE	70.2	45.4	23.0	1.8	77
UNDER 25	40.0	40.0	.	.	2
25 TO 34 YEARS	67.8	45.8	20.0	1.9	52
35 TO 44 YEARS	79.1	44.9	32.2	1.9	19
45 TO 54 YEARS	40.0	40.0	.	.	1
55 TO 64 YEARS	56.0	46.0	10.0	.	1
65 AND OVER	0	.	.	.	0
UNKNOWN	102.0	46.0	56.0	.	2

\*LICENSED, ACTIVE PROFESSIONALS WORKING IN MAINE WHO RESPONDED TO THE SURVEY.

<sup>1</sup>Average patient care hours/week on this table may not be comparable to other tables as data were obtained from different sources. This table displays data obtained from total patient care hours.

<sup>2</sup>Excludes 8 physician assistants with unknown hours in one or more activities.

Table 10

ACTIVE PHYSICIAN ASSISTANTS IN MAINE\*  
AGE BY COUNTY OF EMPLOYMENT

JANUARY 1, 1981

COUNTY OF EMPLOYMENT	TOTAL	AGE						UNKNOWN
		UNDER 25 YEARS	25 TO 34 YEARS	35 TO 44 YEARS	45 TO 54 YEARS	55 TO 64 YEARS	65 AND OVER	
MAINE TOTAL	85	2	53	19	1	1	0	9
TOTAL PERCENT	100.0	2.4	62.4	22.4	1.2	1.2	0	10.6
ANDROSCOGGIN	0		1	1	1	1	1	1
AROOSTOOK	6		5	1	1	1	1	1
CUMBERLAND	4		3	1	1	1	1	1
FRANKLIN	4		3	1	1	1	1	1
HANCOCK	9		3	4	1	1	1	2
KENNEBEC	8		6	1	1	1	1	1
KNOX	1		1	1	1	1	1	1
LINCOLN	3		2	1	1	1	1	1
OXFORD	5		3	1	1	1	1	1
PENOBSCOT	14	2	9	2	1	1	1	1
PISCATAQUIS	2		2	1	1	1	1	1
SAGADAHOE	3		1	2	1	1	1	1
SOMERSET	10		7	3	1	1	1	1
WALDO	3		1	1	1	1	1	2
WASHINGTON	11		6	3	1	1	1	2
YORK	2		2	1	1	1	1	1

NOTES: PERCENTAGES CALCULATED ON FEWER THAN 10 INDIVIDUALS ARE SUBJECT TO LARGE CHANCE FLUCTUATIONS AND MUST BE INTERPRETED CAUTIOUSLY.  
PERCENTAGES MAY NOT ADD DUE TO ROUNDING.

\*LICENSED, ACTIVE PROFESSIONALS WORKING IN MAINE WHO RESPONDED TO THE SURVEY.

Table 11

ACTIVE PHYSICIAN ASSISTANTS IN MAINE\*  
AGE BY PRIMARY SPECIALTY

JANUARY 1, 1981

PRIMARY SPECIALTY	AGE							
	TOTAL	UNDER 25 YEARS	25 TO 34 YEARS	35 TO 44 YEARS	45 TO 54 YEARS	55 TO 64 YEARS	65 AND OVER	UNKNOWN
MAINE TOTAL	85	2	53	19	1	1	0	9
EMERGENCY MEDICINE	26	1	21	4				
FAMILY PRACTICE	26	1	13	9	1			2
GENERAL PRACTICE	11		8	3				
INTERNAL MEDICINE	3		3					
PATHOLOGY	1		1					
PEDIATRICS	1		1					
OTHER SPECIALTY	5		4	1				
UNKNOWN SPECIALTY	12		2	2		1		7

\*LICENSED, ACTIVE PROFESSIONALS WORKING IN MAINE WHO RESPONDED TO THE SURVEY.

24  
Table 12

ACTIVE PHYSICIAN ASSISTANTS IN MAINE\*  
WORK SETTING BY COUNTY OF EMPLOYMENT

JANUARY 1, 1981

COUNTY OF EMPLOYMENT	WORK SETTING									
	TOTAL	HOSPITAL		DOCTOR'S OFFICE		CLINIC	COLLEGE	INDUSTRIAL ESTAB.	OTHER SETTING	UNKNOWN SETTING
		EMERGENCY ROOM	OTHER	OFFICE	CLINIC					
MAINE TOTAL	85	26	6	20	23	1	2	0	7	
ANDROSCOGGIN	0	1	1	1	1	1	1	1	1	
AROOSTOOK	6	1	2	1	3	1	1	1	1	
CUMBERLAND	4	2	1	2	1	1	1	1	1	
FRANKLIN	4	1	1	3	1	1	1	1	1	
HANCOCK	9	4	1	1	2	1	1	1	1	2
KENNEBEC	8	4	1	1	1	1	1	1	1	1
KNOX	1	1	1	1	1	1	1	1	1	
LINCOLN	3	1	1	2	1	1	1	1	1	1
OXFORD	5	2	1	1	1	1	1	1	1	1
PENOBSCOT	14	3	3	5	3	1	1	1	1	
PISCATAQUIS	2	1	1	1	1	1	1	1	1	
SAGADAHOC	3	1	1	1	1	1	2	1	1	
SOMERSET	10	7	1	1	3	1	1	1	1	
WALDO	3	1	1	1	2	1	1	1	1	1
WASHINGTON	11	3	1	2	5	1	1	1	1	1
YORK	2	1	1	1	1	1	1	1	1	

\*LICENSED, ACTIVE PROFESSIONALS WORKING IN MAINE WHO RESPONDED TO THE SURVEY.

Table 13

ACTIVE PHYSICIAN ASSISTANTS IN MAINE\*  
WORK SETTING BY TOTAL HOURS

JANUARY 1, 1981

TOTAL HOURS	WORK SETTING									
	TOTAL	EMERGENCY ROOM	HOSPITAL OTHER	DOCTOR'S OFFICE	CLINIC	COLLEGE	INDUSTRIAL ESTAB.	OTHER SETTING	UNKNOWN SETTING	
MAINE TOTAL	85	26	6	20	23	1	2	0	7	
1 TO 19 HOURS	0									
20 TO 29 HOURS	0									
30 TO 39 HOURS	1				1					
40 OR MORE HOURS	76	26	6	20	21	1	2			
UNKNOWN	8				1				7	

\*LICENSED, ACTIVE PROFESSIONALS WORKING IN MAINE WHO RESPONDED TO THE SURVEY.

Table 14

ACTIVE PHYSICIAN ASSISTANTS IN MAINE\*  
WORK SETTING BY AGE

JANUARY 1, 1981

AGE	WORK SETTING									
	TOTAL	EMERGENCY ROOM	HOSPITAL OTHER	DOCTOR'S OFFICE	CLINIC	COLLEGE	INDUSTRIAL ESTAB.	OTHER SETTING	UNKNOWN SETTING	
MAINE TOTAL	85	26	6	20	23	1	2	0	7	
UNDER 25	2	1		1	1		1		1	
25 TO 34 YEARS	53	20	5	13	13	1	1		1	
35 TO 44 YEARS	19	5	1	5	7		1		1	
45 TO 54 YEARS	1			1	1		1		1	
55 TO 64 YEARS	1			1	1		1		1	
65 AND OVER	0									
UNKNOWN	9			1	1		1		7	

\*LICENSED, ACTIVE PROFESSIONALS WORKING IN MAINE WHO RESPONDED TO THE SURVEY.

Table 15

ACTIVE PHYSICIAN ASSISTANTS IN MAINE\*  
WEEKS WORKED IN MAINE PREVIOUS YEAR BY COUNTY OF EMPLOYMENT

JANUARY 1, 1981

COUNTY OF EMPLOYMENT	WEEKS WORKED IN MAINE PREVIOUS YEAR							UNKNOWN
	TOTAL	0-10	11-20	21-30	31-40	41-52		
MAINE TOTAL	85	2	3	3	4	65	8	
ANDROSCOGGIN	0							
AROSTOOK	6	1				5		
CUMBERLAND	4				1	3		
FRANKLIN	4			1		3		
HANCOCK	9		1			6	2	
KENNEBEC	8				1	6	1	
KNOX	1					1		
LINCOLN	3					2	1	
OXFORD	5		1			3	1	
PENOBSCOT	14		1	1	1	10	1	
PISCATAQUIS	2				1	1		
SAGadahoc	3					3		
SOMERSET	10	1			1	8		
WALDO	3					2	1	
WASHINGTON	11					10	1	
YORK	2					2		

\*LICENSED, ACTIVE PROFESSIONALS WORKING IN MAINE WHO RESPONDED TO THE SURVEY.



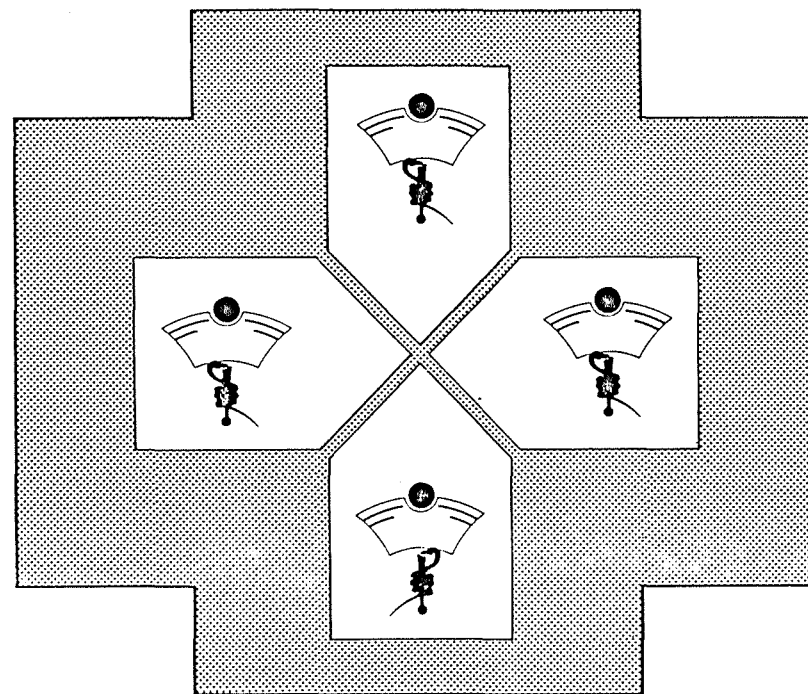
Table 16

ACTIVE PHYSICIAN ASSISTANTS IN MAINE\*  
WEEKS WORKED IN MAINE PREVIOUS YEAR BY AGE

JANUARY 1, 1981

AGE	WEEKS WORKED IN MAINE PREVIOUS YEAR						UNKNOWN
	TOTAL	0 TO 10	11 TO 20	21 TO 30	31 TO 40	41 TO 52	
MAINE TOTAL	85	2	3	3	4	65	8
UNDER 25	2				1	1	
25 TO 34 YEARS	53	1	3	2	3	43	1
35 TO 44 YEARS	19	1				18	
45 TO 54 YEARS	1			1			
55 TO 64 YEARS	1					1	
65 AND OVER	0						
UNKNOWN	9					2	7

\*LICENSED, ACTIVE PROFESSIONALS WORKING IN MAINE WHO RESPONDED TO THE SURVEY.



**Nurse Practitioners**



Table 17

NURSE PRACTITIONERS LICENSED IN MAINE\*  
BY COUNTY OF RESIDENCE

APRIL 1, 1981

I COUNTY OF RESIDENCE	I ALL LICENSED	II NON-RESPONDENTS	I RESPONDENTS	I % RESPONSE
I ALL LICENSED	I 274	II 110	I 164	I 59.9
I OUT OF STATE	I 57	II 23	I 34	I 59.6
I UNKNOWN STATE	I 29	II 28	I 1	I 3.4
I MAINE TOTAL	I 188	II 59	I 129	I 68.6
I ANDROSCOGGIN	I 8	II 2	I 6	I 75.0
I AROOSTOOK	I 9	II 2	I 7	I 77.8
I CUMBERLAND	I 49	II 11	I 38	I 77.6
I FRANKLIN	I 3	II 0	I 3	I 100.0
I HANCOCK	I 7	II 1	I 6	I 85.7
I KENNEBEC	I 14	II 3	I 11	I 78.6
I KNOX	I 8	II 3	I 5	I 62.5
I LINCOLN	I 2	II 0	I 2	I 100.0
I OXFORD	I 4	II 0	I 4	I 100.0
I PENOBSCOT	I 14	II 3	I 11	I 78.6
I PISCATAQUIS	I 1	II 0	I 1	I 100.0
I SAGadahoc	I 1	II 0	I 1	I 100.0
I SOMERSET	I 3	II 1	I 2	I 66.7
I WALDO	I 8	II 2	I 6	I 75.0
I WASHINGTON	I 2	II 0	I 2	I 100.0
I YORK	I 17	II 5	I 12	I 70.6
I UNKNOWN	I 38	II 26	I 12	I 31.6

NOTE: PERCENTAGES CALCULATED ON FEWER THAN 10 INDIVIDUALS ARE SUBJECT TO LARGE CHANCE FLUCTUATIONS AND MUST BE INTERPRETED CAUTIOUSLY.

\*ALL NURSE PRACTITIONERS WHO LICENSED IN MAINE DURING THE 1981 LICENSURE CYCLE.

Table 18

NURSE PRACTITIONERS LICENSED IN MAINE\*  
ACTIVITY STATUS AND WORK/RESIDENCE LOCATION

APRIL 1, 1981

ACTIVITY STATUS AND WORK/RESIDENCE LOCATION	NUMBER	PERCENT
TOTAL LICENSED	274	100.0
ACTIVE		
WORKING IN MAINE	76	27.7
WORKING OUT OF STATE	24	8.8
UNKNOWN WORK STATE	2	0.7
INACTIVE		
RESIDING IN MAINE	51	18.6
RESIDING OUT OF STATE	9	3.3
UNKNOWN ACTIVITY		
RESIDING IN MAINE	0	0
RESIDING OUT OF STATE	2	0.7
NONRESPONDENTS		
RESIDING IN MAINE	59	21.5
RESIDING OUT OF STATE	23	8.4
UNKNOWN RESIDENCE STATE	28	10.2

\*ALL NURSE PRACTITIONERS WHO LICENSED IN MAINE  
DURING THE 1981 LICENSURE CYCLE.

Table 19

ACTIVE NURSE PRACTITIONERS LICENSED IN MAINE\*  
BY COUNTIES OF RESIDENCE AND EMPLOYMENT

APRIL 1, 1981

COUNTY OF RESIDENCE	ALL IACTIVES	COUNTY OF EMPLOYMENT																		
		II ANDI	ARO	ROI	CUMI	FRNI	HANI	KENI	KNXI	LNCI	OXFI	PNBI	PSCI	SAGI	SOMI	WLDI	WSHI	YRKI	OOSI	UNKI
ALL LICENSED	102	6	4	21	3	5	8	2	0	4	10	0	2	2	3	3	3	24	2	
OUT OF STATE	23	0	0	0	0	0	0	0	0	0	0	0	0	0	0	0	0	21	2	
UNKNOWN STATE	1	0	0	0	0	0	0	0	0	0	0	0	0	0	0	0	0	1	0	
MAINE TOTAL	78	6	4	21	3	5	8	2	0	4	10	0	2	2	3	3	3	2	0	
ANDROSCOGGIN	5	4		1																
AROSTOOK	6		4	1													1			
CUMBERLAND	21			18	1						1		1							
FRANKLIN	1			1		1														
HANCOCK	5					4							1							
KENNEBEC	8						7	1												
KNOX	3			1				1	1											
LINCOLN	2			1										1						
OXFORD	4									3						1				
PENOBSCOT	7						1						6							
PISCATAQUIS	0																			
SAGadahoc	1		1																	
SOMERSET	2														2					
WALDO	4												2			2				
WASHINGTON	2																2			
YORK	3																	2	1	
UNKNOWN	4		1										1					1	1	

NOTES: OOS=EMPLOYED OUT OF STATE.  
UNK=UNKNOWN WORK STATE.

\*ALL ACTIVE NURSE PRACTITIONERS WHO LICENSED IN MAINE DURING THE 1981 LICENSURE CYCLE.

Table 20

ACTIVE NURSE PRACTITIONERS IN MAINE\*  
NUMBER, PERCENT AND RATIO TO POPULATION BY COUNTY OF EMPLOYMENT

APRIL 1, 1981

COUNTY OF EMPLOYMENT	MAINE TOTAL		PERCENT OF TOTAL		RATIO OF
	ACTIVES	POPULATION	ACTIVES	POPULATION	N.P.S TO POPULATION
MAINE TOTAL	76	1,132,849	100.0	100.0	1: 14,906
ANDROSCOGGIN	6	100,043	7.9	8.8	1: 16,674
AROOSTOOK	4	90,935	5.3	8.0	1: 22,734
CUMBERLAND	22	216,959	28.9	19.2	1: 9,862
FRANKLIN	3	27,877	3.9	2.5	1: 9,292
HANCOCK	5	42,104	6.6	3.7	1: 8,421
KENNEBEC	8	110,807	10.5	9.8	1: 13,851
KNOX	2	33,289	2.6	2.9	1: 16,645
LINCOLN	0	25,846	0	2.3	0: 25,846
OXFORD	4	48,857	5.3	4.3	1: 12,214
PENOBSCOT	10	138,373	13.2	12.2	1: 13,837
PISCATAQUIS	0	17,746	0	1.5	0: 17,746
SAGadahoc	2	28,664	2.6	2.5	1: 14,332
SOMERSET	2	45,752	2.6	4.0	1: 22,876
WALDO	3	28,461	3.9	2.5	1: 9,487
WASHINGTON	2	34,333	2.6	3.0	1: 17,167
YORK	3	142,803	3.9	12.6	1: 47,601

NOTES: PERCENTAGES CALCULATED ON FEWER THAN 10 INDIVIDUALS ARE SUBJECT TO LARGE CHANGE FLUCTUATIONS AND MUST BE INTERPRETED CAUTIOUSLY. PERCENTAGES MAY NOT ADD DUE TO ROUNDING.

\*LICENSED, ACTIVE PROFESSIONALS WORKING IN MAINE WHO RESPONDED TO THE SURVEY.

1981 ESTIMATED POPULATION FROM POPULATION ESTIMATES FOR MINOR CIVIL DIVISIONS BY COUNTY - MAINE 1981, BUREAU OF HEALTH PLANNING AND DEVELOPMENT, MAINE DEPARTMENT OF HUMAN SERVICES, DECEMBER, 1982.

Table 21

ACTIVE NURSE PRACTITIONERS IN MAINE\*  
PRIMARY SPECIALTY BY COUNTY OF EMPLOYMENT

APRIL 1, 1981

PRIMARY SPECIALTY	COUNTY OF EMPLOYMENT																
	TOTAL	ANDI	AROJ	CMBI	FRNI	HANI	KENI	KNXI	LNCI	OXFI	PNBI	PSCI	SAGI	SOMI	WLDI	WSHI	YRKI
MAINE TOTAL	76	6	4	21	3	5	8	2	0	4	10	0	2	2	3	3	3
ANESTHESIOLOGY	3	1	1	1	1	1	1	1	1	1	1	1	1	1	1	1	1
EMERGENCY MEDICINE	5	2	1	1	1	1	1	1	1	1	1	1	1	1	2	1	1
FAMILY PRACTICE	9	2	1	1	1	2	1	1	1	1	1	1	1	1	1	1	1
GENERAL PRACTICE	1	1	1	1	1	1	1	1	1	1	1	1	1	1	1	1	1
GERIATRICS	1	1	1	1	1	1	1	1	1	1	1	1	1	1	1	1	1
GYNECOLOGY	2	1	1	1	1	1	1	1	1	1	1	1	1	1	1	1	1
INTERNAL MEDICINE	2	1	1	1	1	1	1	1	1	1	1	1	1	1	1	1	1
OBSTETRICS	1	1	1	1	1	1	1	1	1	1	1	1	1	1	1	1	1
OB/GYN	5	1	1	1	1	1	1	1	1	1	1	1	1	1	1	1	1
FORENSIC PATHOLOGY	1	1	1	1	1	1	1	1	1	1	1	1	1	1	1	1	1
PEDIATRICS	7	1	1	2	1	1	1	1	1	2	1	1	1	1	1	1	2
PSYCHIATRY	1	1	1	1	1	1	1	1	1	1	1	1	1	1	1	1	1
RADIOLOGY	1	1	1	1	1	1	1	1	1	1	1	1	1	1	1	1	1
GENERAL SURGERY	3	1	1	2	1	1	1	1	1	1	1	1	1	1	1	1	1
OTHER SPECIALTY	17	1	1	5	2	2	3	1	1	3	1	1	1	1	1	1	1
UNKNOWN SPECIALTY	17	1	1	7	1	1	1	1	1	4	1	1	1	1	1	1	1

\*LICENSED, ACTIVE PROFESSIONALS WORKING IN MAINE WHO RESPONDED TO THE SURVEY.



Table 22

ACTIVE NURSE PRACTITIONERS IN MAINE\*  
AVERAGE HOURS PER WEEK WITHIN ACTIVITY BY COUNTY OF EMPLOYMENT

APRIL 1, 1981

COUNTY OF EMPLOYMENT	AVERAGE HOURS PER WEEK				NUMBER OF N.P.'S <sup>2</sup>
	ALL ACTIVITIES <sup>1</sup>	PATIENT CARE <sup>1</sup>	ON CALL	OTHER N.P. ACTIVITIES <sup>1</sup>	
MAINE AVERAGE	37.1	29.5	3.9	3.7	69
ANDROSCOGGIN	45.8	39.8	.	6.0	6
AROOSTOOK	34.0	22.7	.	11.3	3
CUMBERLAND	32.0	29.0	0.8	2.1	20
FRANKLIN	40.0	29.3	.	10.7	3
HANCOCK	30.0	16.8	10.0	3.3	4
KENNEBEC	37.6	32.9	.	4.7	7
KNOX	40.0	20.0	.	20.0	2
LINCOLN	0	.	.	.	0
OXFORD	33.3	33.3	.	.	3
PENOBSCOT	37.7	32.1	3.6	2.0	9
PISCATAQUIS	0	.	.	.	0
SAGadahoc	21.0	21.0	.	.	2
SOMERSET	30.0	30.0	.	.	2
WALDO	53.0	51.0	.	2.0	2
WASHINGTON	89.0	28.0	60.3	0.7	3
YORK	15.0	15.0	.	.	3

\*LICENSED, ACTIVE PROFESSIONALS WORKING IN MAINE WHO RESPONDED TO THE SURVEY.

<sup>1</sup> Average patient care hours/week on this table may not be comparable to other tables as data were obtained from different sources. This table displays data obtained from total patient care hours.

<sup>2</sup> Excludes 7 nurse practitioners with unknown hours in 1 or more activities.

Table 23

ACTIVE NURSE PRACTITIONERS IN MAINE\*  
AVERAGE HOURS PER WEEK WITHIN ACTIVITY BY PRIMARY SPECIALTY

APRIL 1, 1981

PRIMARY SPECIALTY	AVERAGE HOURS PER WEEK				NUMBER OF N.P.S <sup>2</sup>
	ALL ACTIVITIES	PATIENT CARE <sup>1</sup>	ON CALL	OTHER N.P. ACTIVITIES	
MAINE AVERAGE	37.1	29.5	3.9	3.7	69
ANESTHESIOLOGY	68.0	36.0	32.0	.	2
EMERGENCY MEDICINE	51.2	50.4	.	0.8	5
FAMILY PRACTICE	36.2	28.9	4.4	2.9	9
GENERAL PRACTICE	43.0	42.0	.	1.0	1
GERIATRICS	40.0	30.0	8.0	2.0	1
GYNECOLOGY	35.0	22.5	.	12.5	2
INTERNAL MEDICINE	32.0	27.0	.	5.0	2
OBSTETRICS	22.0	18.0	.	4.0	1
OB/GYN	34.4	32.4	.	2.0	5
FORENSIC PATHOLOGY	40.0	40.0	.	.	1
PEDIATRICS	26.7	23.9	.	2.9	7
RADIOLOGY	40.0	40.0	.	.	1
GENERAL SURGERY	31.7	31.7	.	.	3
OTHER SPECIALTY	36.0	29.5	.	6.5	17
UNKNOWN SPECIALTY	38.0	21.4	13.1	3.5	12

\*LICENSED, ACTIVE PROFESSIONALS WORKING IN MAINE WHO RESPONDED TO THE SURVEY.

<sup>1</sup> Average patient care hours/week on this table may not be comparable to other tables as data were obtained from different sources. This table displays data obtained from total patient care hours.

<sup>2</sup> Excludes 7 nurse practitioners with unknown hours in 1 or more activities.

Table 24

ACTIVE NURSE PRACTITIONERS IN MAINE\*  
AVERAGE HOURS PER WEEK WITHIN ACTIVITY BY AGE

APRIL 1, 1981

AGE	AVERAGE HOURS PER WEEK				NUMBER OF N.P.'S <sup>2</sup>
	ALL ACTIVITIES	PATIENT CARE <sup>1</sup>	ON CALL	OTHER N.P. ACTIVITIES	
MAINE AVERAGE	37.1	29.5	3.9	3.7	69
UNDER 25	0				0
25 TO 34 YEARS	41.3	30.3	7.7	3.3	34
35 TO 44 YEARS	33.8	30.0	.	3.8	18
45 TO 54 YEARS	30.1	22.6	0.7	6.7	11
55 TO 64 YEARS	32.7	32.7	.	.	3
65 AND OVER	42.0	42.0	.	.	1
UNKNOWN	38.0	38.0	.	.	2

\*LICENSED, ACTIVE PROFESSIONALS WORKING IN MAINE WHO RESPONDED TO THE SURVEY.

<sup>1</sup> Average patient care hours/week on this table may not be comparable to other tables as data were obtained from different sources. This table displays data obtained from total patient care hours.

<sup>2</sup> Excludes 7 nurse practitioners with unknown hours in one or more activities.

Table 25

ACTIVE NURSE PRACTITIONERS IN MAINE\*  
AGE BY COUNTY OF EMPLOYMENT

APRIL 1, 1981

COUNTY OF EMPLOYMENT	TOTAL	AGE						
		UNDER 25 YEARS	25 TO 34 YEARS	35 TO 44 YEARS	45 TO 54 YEARS	55 TO 64 YEARS	65 AND OVER	UNKNOWN
MAINE TOTAL	76	0	35	21	13	3	1	3
TOTAL PERCENT	100.0	0	46.1	27.6	17.1	3.9	1.3	3.9
ANOROSCOGGIN	6		1	4				1
AROOSTOOK	4			2	2			
CUMBERLAND	21		8	5	5	3		
FRANKLIN	3		3					
HANCOCK	5		3	2				
KENNEBEC	8		3	3	1		1	
KNOX	2		2					
LINCOLN	0							
OXFORD	4		2	2				
PENOBSCOT	10		6	2	1			1
PISCATAQUIS	0							
SAGADAHOC	2		1		1			
SOMERSET	2		1		1			
WALDO	3		2		1			
WASHINGTON	3		2	1				
YORK	3		1		1			1

NOTES: PERCENTAGES CALCULATED ON FEWER THAN 10 INDIVIDUALS ARE SUBJECT TO LARGE CHANCE FLUCTUATIONS AND MUST BE INTERPRETED CAUTIOUSLY.  
PERCENTAGES MAY NOT ADD DUE TO ROUNDING.

\*LICENSED, ACTIVE PROFESSIONALS WORKING IN MAINE WHO RESPONDED TO THE SURVEY.

Table 26

ACTIVE NURSE PRACTITIONERS IN MAINE\*  
AGE BY PRIMARY SPECIALTY

APRIL 1, 1981

PRIMARY SPECIALTY	TOTAL	AGE							
		UNDER 25 YEARS	25 TO 34 YEARS	35 TO 44 YEARS	45 TO 54 YEARS	55 TO 64 YEARS	65 AND OVER	UNKNOWN	
MAINE TOTAL	76	0	35	21	13	3	1	3	
ANESTHESIOLOGY	3		3						
EMERGENCY MEDICINE	5		2	1			1	1	
FAMILY PRACTICE	9		5	2	1	1			
GENERAL PRACTICE	1			1					
GERIATRICS	1				1				
GYNECOLOGY	2		1	1					
INTERNAL MEDICINE	2		1	1					
OBSTETRICS	1			1					
OB/GYN	5		3	1	1				
FORENSIC PATHOLOGY	1				1				
PEDIATRICS	7		1	3	2			1	
PSYCHIATRY	1			1					
RADIOLOGY	1		1						
GENERAL SURGERY	3		1		1	1			
OTHER SPECIALTY	17		9	6	2				
UNKNOWN SPECIALTY	17		8	3	4	1		1	

\*LICENSED, ACTIVE PROFESSIONALS WORKING IN MAINE WHO RESPONDED TO THE SURVEY.

Table 27

ACTIVE NURSE PRACTITIONERS IN MAINE\*  
WORK SETTING BY COUNTY OF EMPLOYMENT

APRIL 1, 1981

COUNTY OF EMPLOYMENT	TOTAL	WORK SETTING								
		HOSPITAL	EMERGENCY ROOM	OTHER	DOCTOR'S OFFICE	CLINIC	COLLEGE	INDUSTRIAL ESTAB.	OTHER SETTING	UNKNOWN SETTING
MAINE TOTAL	76	6		11	21	22	3	1	8	4
ANDROSCOGGIN	6	2		1	2		1			
AROSTOOK	4		1			1	1		1	1
CUMBERLAND	21		1	5	8	5	1		1	1
FRANKLIN	3		1		1	2				
HANCOCK	5		1	1	1	1		1		1
KENNEBEC	8	1		1	1	4			1	
KNOX	2		1			1			1	
LINCOLN	0									
OXFORD	4		1		2				2	
PENOBSCOT	10		1	3	3	4				
PISCATAQUIS	0									
SAGadahoc	2	1			1					
SOMERSET	2		1		1	1				
WALDO	3	2							1	
WASHINGTON	3		1			1			1	1
YORK	3		1		1	2				

\*LICENSED, ACTIVE PROFESSIONALS WORKING IN MAINE WHO RESPONDED TO THE SURVEY.

Table 28

ACTIVE NURSE PRACTITIONERS IN MAINE\*  
 WORK SETTING BY TOTAL HOURS

APRIL 1, 1981

TOTAL HOURS	WORK SETTING									
	TOTAL	HOSPITAL	EMERGENCY ROOM	OTHER	DOCTOR'S OFFICE	CLINIC	COLLEGE	INDUSTRIAL ESTAB.	OTHER SETTING	UNKNOWN SETTING
MAINE TOTAL	76	6		11	21	22	3	1	8	4
1 TO 19 HOURS	7	1			1	5				
20 TO 29 HOURS	12			2	4	4			2	
30 TO 39 HOURS	9				5	3		1		
40 OR MORE HOURS	41	5		8	11	9	3		3	2
UNKNOWN	7			1		1			3	2

\*LICENSED, ACTIVE PROFESSIONALS WORKING IN MAINE WHO RESPONDED TO THE SURVEY.

Table 29  
ACTIVE NURSE PRACTITIONERS IN MAINE\*  
WORK SETTING BY AGE

APRIL 1, 1981

AGE	TOTAL	WORK SETTING								
		EMERGENCY ROOM	HOSPITAL OTHER	DOCTOR'S OFFICE	CLINIC	COLLEGE	INDUSTRIAL ESTAB.	OTHER SETTING	UNKNOWN SETTING	
MAINE TOTAL	76	6	11	21	22	3	1	8	4	
UNDER 25	0									
25 TO 34 YEARS	35	2	9	9	11			2	2	
35 TO 44 YEARS	21	1		8	6	1	1	3	1	
45 TO 54 YEARS	13	1	2	3	2	1		3	1	
55 TO 64 YEARS	3			1	1	1				
65 AND OVER	1	1								
UNKNOWN	3	1			2					

\*LICENSED, ACTIVE PROFESSIONALS WORKING IN MAINE WHO RESPONDED TO THE SURVEY.



Table 30

ACTIVE NURSE PRACTITIONERS IN MAINE\*  
WEEKS WORKED IN MAINE PREVIOUS YEAR BY COUNTY OF EMPLOYMENT

APRIL 1, 1981

COUNTY OF EMPLOYMENT	WEEKS WORKED IN MAINE PREVIOUS YEAR							UNKNOWN
	TOTAL	0-10	11-20	21-30	31-40	41-52		
MAINE TOTAL	76	1	3	3	5	59	5	
ANDROSCOGGIN	6		1	1	1	4		
AROSTOOK	4					3	1	
CUMBERLAND	21					20	1	
FRANKLIN	3			1		2		
HANCOCK	5		1			3	1	
KENNEBEC	8			1	1	6		
KNOX	2		1			1		
LINCOLN	0							
OXFORD	4				1	2	1	
PENOBSCOT	10					10		
PISCATAQUIS	0							
SAGadahoc	2	1				1		
SOMERSET	2					2		
WALDO	3				1	2		
WASHINGTON	3				1	1	1	
YORK	3		1			2		

\*LICENSED, ACTIVE PROFESSIONALS WORKING IN MAINE WHO RESPONDED TO THE SURVEY.

Table 31

ACTIVE NURSE PRACTITIONERS IN MAINE\*  
WEEKS WORKED IN MAINE PREVIOUS YEAR BY AGE

APRIL 1, 1981

AGE	WEEKS WORKED IN MAINE PREVIOUS YEAR									
	TOTAL	0 TO 10	11 TO 20	21 TO 30	31 TO 40	41 TO 52	UNKNOWN			
MAINE TOTAL	76	1	3	3	5	59	5			
UNDER 25	0									
25 TO 34 YEARS	35		2	1	2	28	2			
35 TO 44 YEARS	21			2	3	14	2			
45 TO 54 YEARS	13	1	1			10	1			
55 TO 64 YEARS	3					3				
65 AND OVER	1					1				
UNKNOWN	3					3				

\*LICENSED, ACTIVE PROFESSIONALS WORKING IN MAINE WHO RESPONDED TO THE SURVEY.

46  
Table 32

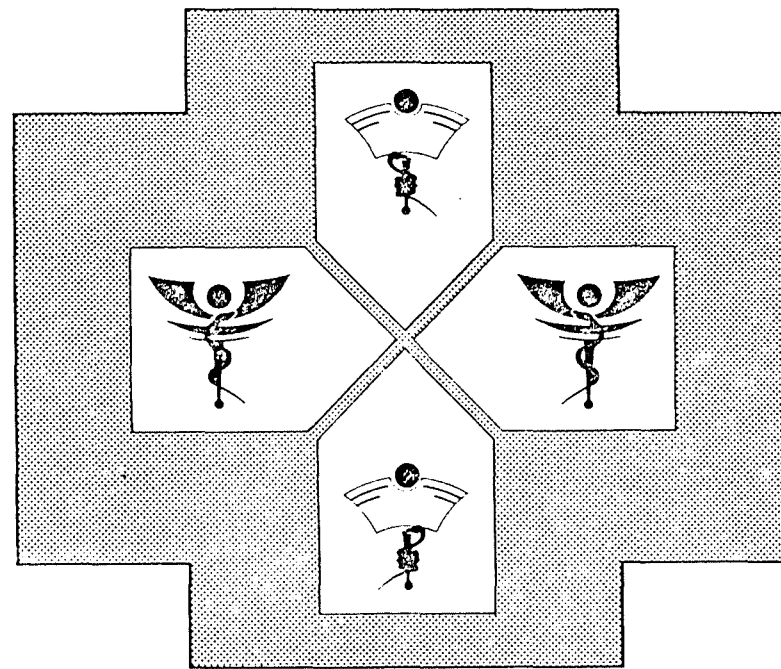
LICENSED INACTIVE NURSE PRACTITIONERS IN MAINE\*  
REASON INACTIVE BY RESIDENCE COUNTY

APRIL 1, 1981

RESIDENCE COUNTY	REASON INACTIVE							
	TOTAL	WORKING AS NURSE BUT NOT AS NP	WORKING IN NON-NURSING FIELD	UNEMPLOYED SEEKING WORK IN NURSING	RETIRED	OTHER	UNKNOWN	
MAINE TOTAL	51	21	1	4	4	14	7	
ANDROSCOGGIN	1	1						
AROOSTOOK	1	1						
CUMBERLAND	17	4		3	2	6	2	
FRANKLIN	2	1				1		
HANCOCK	1						1	
KENNEBEC	3	3						
KNOX	2	1					1	
LINCOLN	0							
OXFORD	0							
PENOBSCOT	4	1		1		2		
PISCATAQUIS	1						1	
SAGadahoc	0							
SOMERSET	0							
WALDO	2		1			1		
YORK	9	6				2	1	
UNKNOWN	8	3			2	2	1	

\*LICENSED, INACTIVE PROFESSIONALS RESIDING IN MAINE WHO RESPONDED TO THE SURVEY.

# Appendices



Resource Inventories/Population



1981. PHYSICIAN ASSISTANT RESOURCE INVENTORY

OFFICE USE ONLY										
1	1	5	0	0	0	0	0	0	0	H
888							81			

Please answer all questions, sign and return. (Please Print)

The Bureau of Health Planning and the National Center for Health Statistics, in conjunction with the Maine State Board of Registration in Medicine, is conducting this resource inventory as a means of developing and maintaining accurate and timely information on Physician Assistants. Your cooperation in completing this inventory will be appreciated. Thank you.

1. Name: \_\_\_\_\_  
 101 Last                                      103 First                                      104 Initial

2. Home Address: \_\_\_\_\_  
 201 Street                                      203 City                                      204 State                                      205 ZIP

3. Last Name at Birth: \_\_\_\_\_

4. Date of Birth: \_\_\_\_\_  
 805  
 Month                                      Day                                      Year

5. Sex: 1  Male    2  Female

6. Please indicate the address of your primary place of employment as a Physician Assistant:

303 Primary Place of Work \_\_\_\_\_

304 Number and Street \_\_\_\_\_

310 City \_\_\_\_\_ ZIP \_\_\_\_\_

Office Telephone Number \_\_\_\_\_

7. Do you provide Physician Assistant services in other office locations?

1  Yes    2  No

If yes, how many? \_\_\_\_\_

Please list towns where other offices exist:  
 \_\_\_\_\_

8. What percent of your time as a Physician Assistant is spent at your:

primary place of employment? \_\_\_\_\_

secondary? \_\_\_\_\_

tertiary? \_\_\_\_\_

all other? \_\_\_\_\_

100%

9. In an average week, how many hours:

a. do you provide patient care services? \_\_\_\_\_ hrs.

b. are you on call? \_\_\_\_\_ hrs.

c. are you involved in other P.A. activities? \_\_\_\_\_ hrs.

Total \_\_\_\_\_ hrs.

Office Use Only

401 \_\_\_\_\_

402 \_\_\_\_\_

309 \_\_\_\_\_

312 \_\_\_\_\_

651 \_\_\_\_\_

652 \_\_\_\_\_

\_\_\_\_\_

\_\_\_\_\_

653 \_\_\_\_\_

\_\_\_\_\_

\_\_\_\_\_

\_\_\_\_\_

661 \_\_\_\_\_

662 \_\_\_\_\_

667 \_\_\_\_\_

10. Please indicate below your primary, secondary and tertiary specialties along with the number of hours you spend per week in each specialty.

NOTE: Use only those hours indicated in 9a above.

Specialty	Hours (Patient Care)	
Primary _____	_____	603 _____
Secondary _____	_____	508 _____
Tertiary _____	_____	
TOTAL = 9a Above: _____		

11. In an average week, approximately how many patients do you see? \_\_\_\_\_ 654 \_\_\_\_\_  
 Approximately how many of those cases do you refer to your supervising physician for the following reasons?

a. to confirm diagnosis? _____	655 _____
b. to establish treatment plan? _____	_____
c. for treatment? _____	_____
d. other (specify) _____	_____
TOTAL _____	

12. In what setting do you normally spend the majority of your time?  
 (Check one only)

01 <input type="checkbox"/> hospital emergency room	33 <input type="checkbox"/> college or university	
02 <input type="checkbox"/> hospital - other	51 <input type="checkbox"/> industrial establishment	604 _____
13 <input type="checkbox"/> physician's office	71 <input type="checkbox"/> other (please specify)	
15 <input type="checkbox"/> clinic (free standing) _____		

13. During the past twelve months, how many weeks did you work as a Physician Assistant for one or more hours per week? (Include paid vacation and sick leave.)

In Maine \_\_\_\_\_ weeks; Other Location \_\_\_\_\_ weeks

505 \_\_\_\_\_  
612 \_\_\_\_\_

14. How many years have you been active as a Physician Assistant?

In Maine \_\_\_\_\_ years; Other Location \_\_\_\_\_ years

513 \_\_\_\_\_

15. Have you completed a formal Physician's Assistant training program?

1  Yes 2  No

514 \_\_\_\_\_

If yes, what was the degree level of the program?

1  Baccalaureate (BA or BS) 2  Assoc. degree/certif.

3  Other (specify) \_\_\_\_\_

515 \_\_\_\_\_

16. Please indicate the school location and graduation year for your education as a Physician Assistant.

\_\_\_\_\_

State or Foreign Country Year Graduated

501 \_\_\_\_\_  
502 \_\_\_\_\_

17. Have you successfully completed the National Physician's Assistant Certifying Examination.

1  Yes 2  No

516 \_\_\_\_\_

1981 NURSE ASSOCIATE/PRACTITIONER RESOURCE INVENTORY

OFFICE USE ONLY										
1	1	1	1	1	1	1	1	1	1	
888								81		

Please answer all questions, sign and return. (Please Print)

The Bureau of Health Planning and Development and the National Center for Health Statistics in conjunction with the Maine State Board of Nursing, is conducting this resource inventory as a means of developing and maintaining accurate and timely information on Nurse Associates/Practitioners. Your cooperation in completing this inventory will be appreciated. Thank you.

1. Name: \_\_\_\_\_  
 101 Last                                      103 First                                      104 Initial

2. Home Address: \_\_\_\_\_  
 201 Street                                      203 City                                      204 State                                      205 ZIP

3. Last Name at Birth: \_\_\_\_\_  
 805

4. Are you presently employed as a nurse associate/practitioner?  
 1  Yes      2  No

If you are not currently employed as a nurse associate/practitioner, please indicate your activity status:

- 1  working as a nurse but not performing nurse associate/practitioner duties.
- 2  working in a non-nursing field.
- 3  unemployed - seeking work in nursing.
- 4  retired
- 5  other (please explain) \_\_\_\_\_

5. Are you seeking work as a nurse associate/practitioner?  
 1  Yes      2  No

6. How many years have you been active as a nurse associate/practitioner?  
 In Maine \_\_\_\_\_ years;      Other Location \_\_\_\_\_ years

7. Please indicate the school location and graduation year for your education as a nurse associate/practitioner.

\_\_\_\_\_ State or Foreign Country                                      \_\_\_\_\_ Year Graduated

8. What was the degree level of the program?

1  Certificate      2  Masters      3  Other \_\_\_\_\_  
 (specify)

Office Use Only

301 \_\_\_\_\_

302 \_\_\_\_\_

709 \_\_\_\_\_

513 \_\_\_\_\_

501 \_\_\_\_\_

502 \_\_\_\_\_

515 \_\_\_\_\_

**COMPLETE THE REMAINING QUESTIONS ONLY IF YOU ARE EMPLOYED AS A NURSE ASSOCIATE/PRACTITIONER. OTHERWISE, SIGN AND RETURN. THANK YOU.**

9. Please indicate the address of your primary place of employment as a nurse associate/practitioner.

\_\_\_\_\_ 303 Primary Place of Work

\_\_\_\_\_ 304 Number and Street

\_\_\_\_\_ 310 City                                      \_\_\_\_\_ ZIP

Supervising Physician Name: \_\_\_\_\_

Office Telephone Number: \_\_\_\_\_ 801

309 \_\_\_\_\_

312 \_\_\_\_\_



10. Do you provide nurse associate/practitioner services in other office locations? 1  Yes 2  No

If yes, how many? \_\_\_\_\_

Please list towns where other offices exist:

\_\_\_\_\_

11. What percent of your time as a nurse associate/practitioner is spent at your:

primary place of employment? \_\_\_\_\_  
 secondary? \_\_\_\_\_  
 tertiary? \_\_\_\_\_  
 all other? \_\_\_\_\_

100%

12. In an average week, how many hours:

a. do you provide patient care services? \_\_\_\_\_ hrs  
 b. are you on call? \_\_\_\_\_ hrs.  
 c. are you involved in other NA/NP activities? \_\_\_\_\_ hrs.  
 TOTAL \_\_\_\_\_ hrs

13. Please indicate below your primary, secondary and tertiary specialties along with the number of hours you spend per week in each specialty.

NOTE: Use only those hours indicated in 9a above.

<u>Specialty</u>	<u>Hours (Patient Care)</u>
Primary _____	_____
Secondary _____	_____
Tertiary _____	_____

TOTAL = 9a above: \_\_\_\_\_

14. In an average week, approximately how many patients do you see? \_\_\_\_\_

Approximately how many of those patients do you refer to your supervising physician for the following reasons:

a. to confirm diagnosis? \_\_\_\_\_  
 b. to establish a treatment plan? \_\_\_\_\_  
 c. for treatment? \_\_\_\_\_  
 d. other (specify) \_\_\_\_\_

TOTAL \_\_\_\_\_

15. In what setting do you normally spend the majority of your time? (Check one only)

01  hospital emergency room    33  college or university  
 02  hospital - other            51  industrial establishment  
 13  physician's office            71  other (please specify)  
 15  clinic (free standing) \_\_\_\_\_

16. During the past twelve months, how many weeks did you work as a nurse associate/practitioner for one or more hours per week? (Include paid vacation and sick leave.)

In Maine \_\_\_\_\_ weeks; Other Location \_\_\_\_\_ weeks

Office Use Only

651 \_\_\_\_\_

652 \_\_\_\_\_

\_\_\_\_\_

\_\_\_\_\_

653 \_\_\_\_\_

\_\_\_\_\_

\_\_\_\_\_

661 \_\_\_\_\_

662 \_\_\_\_\_

667 \_\_\_\_\_

603 \_\_\_\_\_

508 \_\_\_\_\_

654 \_\_\_\_\_

655 \_\_\_\_\_

\_\_\_\_\_

\_\_\_\_\_

604 \_\_\_\_\_

505 \_\_\_\_\_

612 \_\_\_\_\_

WE INVITE YOUR INQUIRIES INTO THIS DATA BASE FOR PURPOSES OF PLANNING SERVICES.

THANK YOU

Appendix 2  
POPULATION ESTIMATES OF MAINE COUNTIES  
July 1, 1981

<u>County</u>	<u>Population</u>
MAINE TOTAL	1,125,027
Androscoggin	100,043
Aroostook	90,935
Cumberland	216,959
Franklin	27,877
Hancock	42,104
Kennebec	110,807
Knox	33,289
Lincoln	25,846
Oxford	48,857
Penobscot	138,373
Piscataquis	17,746
Sagadahoc	28,664
Somerset	45,752
Waldo	28,461
Washington	34,333
York	142,803