


MAINE STATE LEGISLATURE




The following document is provided by the
LAW AND LEGISLATIVE DIGITAL LIBRARY
at the Maine State Law and Legislative Reference Library
<http://legislature.maine.gov/lawlib>



Reproduced from scanned originals with text recognition applied
(searchable text may contain some errors and/or omissions)



MAINE PHYSICIANS - 1996



**MAINE
DOCS**

Angus S. King, Jr.
Governor

Kevin W. Concannon
Commissioner

For further information concerning this report or the data upon which this report is based, please contact:

Kim Haggan, Planning and Research Associate
Maine Department of Human Services
Office of Data, Research, and Vital Statistics
35 Anthony Avenue
#11 State House Station
Augusta, Maine 04333-0011
(207) 624-5445

NON-DISCRIMINATION NOTICE

In accordance with Title VI of the Civil Rights Act of 1964, as amended by the Civil Rights Restoration Act of 1991 (42 U.S.C. Section 1981, 2000e et seq.) Section 504 of the Rehabilitation Act of 1973, as amended (29 U.S.C. Section 794, the Age Discrimination Act of 1975, as amended (42 U.S.C. Section 6101 et seq.), Title II of the Americans with Disabilities Act of 1990 (42 U.S.C. Section 12101 et seq.), and Title IX of the Education Amendments of 1972, the Maine Department of Human Services does not discriminate on the basis of sex, race, color, national origin, disability or age in admission or access to or treatment or employment in its programs and activities.

Scott Johnson, Affirmative Action Coordinator, has been designated to coordinate our efforts to comply with the U.S. Department of Health and Human Services regulation (45 C.F.R. Parts 80, 84, and 91) and the U.S. Department of Education regulations (34 C.F.R. Part 106) implementing these Federal laws. Inquiries concerning the application of these regulations and our grievance procedures for resolution of complaints alleging discrimination may be referred to Ann Twombly at 221 State Street, Augusta, Maine 04333, Telephone number: (207) 287-3488 (Voice) or 1-800-332-1003 (TTD), or the Assistant Secretary of the Office of Civil Rights, Washington, D.C.

COOPERATIVE HEALTH MANPOWER RESOURCE INVENTORY

MAINE PHYSICIANS: 1996



Angus S. King, Jr.
Kevin Concannon, Commissioner

Prepared by

Kim Haggan, Researcher
Office of Data, Research, and Vital Statistics

Produced Under Appropriation Number 013-10A-1189-032

October, 1998

GUIDELINES FOR DATA USE

The Maine Office of Data, Research, and Vital Statistics requests that the following guidelines be followed in any further publication or release of data from this report:

- a) Any published material derived from the data should acknowledge the Maine Cooperative Health Manpower Resource Inventory, Office of Data, Research, and Vital Statistics, Maine Department of Human Services, as the original source. It should also include a disclaimer which credits any further analyses, interpretations, or conclusions reached to the author, and not to the Office of Data, Research, and Vital Statistics.
- b) Recipients who wish to publish a technical description of the data should make a reasonable effort to insure that the description is consistent with that published by the Office.
- c) Suggested citation: Haggan, K., Maine Physicians 1996. Augusta, Maine Department of Human Services, August, 1998.

ACKNOWLEDGMENTS

The statistical data presented in this report were collected as a cooperative effort by many individuals and groups. The Maine State Board of Registration in Medicine and the Maine Board of Osteopathic Examination and Registration cooperated in designing the survey forms on which this report is based and deserve special mention for their cooperation and assistance in collecting the data for this report. Data collection could not have been successful without the willingness of individual physicians to supply the information. Their cooperation is gratefully acknowledged.

Under the general guidance of Don Lemieux, Director of the Office of Data, Research, and Vital Statistics, and Deborah Smiley, Director, Survey Operations Unit, this report was produced by Kim Haggan, Planning and Research Associate. Ms. Haggan was responsible for data collection, development and maintenance of the data file, and for table production and editing. Lisa Collins was responsible for the data entry of the surveys.

TABLE OF CONTENTS

	Page Number
List of Tables	vii
Introduction.....	1
Technical Notes.....	3
Definitions.....	9
Tables	
General Tables - All Physicians	11
Allopathic Physicians	15
Osteopathic Physicians	51
Appendices.....	81
1. Physician Resource Inventories	
2. Population Estimates of Maine Counties	

LIST OF TABLES

GENERAL TABLES - ALL PHYSICIANS

Table #		Page Number
Table 1	Active Physicians in Maine Who Specified Primary Care as a First Specialty, Selected Statistics by County of Employment.....	13
ALLOPATHIC PHYSICIANS		
Table 2	Allopathic Physicians Licensed in Maine, Response Status by County of Residence	17
Table 3	Allopathic Physicians Licensed in Maine, Activity Status, County of Employment and County of Residence	18
Table 4	Active Allopathic Physicians in Maine, Number, Percent, and Ratio to Population by County of Employment	19
Table 5	Active Allopathic Physicians in Maine, Weeks Worked in Maine During Previous Year by County of Employment	20
Table 6	Active Allopathic Physicians in Maine, Average Hours per Week Within Activity by County of Employment	21
Table 7	Active Allopathic Physicians in Maine, County of Employment by Primary Specialty	22
Table 8	Active Allopathic Physicians in Maine, County of Employment by Board Certified Specialty.....	25

LIST OF TABLES

ALLOPATHIC PHYSICIANS

Table #		Page Number
Table 9	Active Allopathic Physicians in Maine, Age by County of Employment.....	28
Table 10	Active Allopathic Physicians in Maine, County of Employment by Form of Employment.....	29
Table 11	Active Allopathic Physicians in Maine, County of Employment by Work Setting	30
Table 12	Active Allopathic Physicians in Maine, Average Hours Worked per Week Within Activity by Primary Specialty.....	31
Table 13	Active Allopathic Physicians in Maine, Age by Primary Specialty	34
Table 14	Active Allopathic Physicians in Maine, On Call Hours by Primary Specialty	38
Table 15	Active Allopathic Physicians in Maine, Weeks Worked in Maine During Previous Year by Age	42
Table 16	Active Allopathic Physicians in Maine, Average Hours Worked per Week Within Activity by Age	43
Table 17	Active Allopathic Physicians in Maine, Age by Form of Employment.....	44
Table 18	Active Allopathic Physicians in Maine, Age by Work Setting	45
Table 19	Active Allopathic Physicians in Maine, Total Hours by Form of Employment.....	46

LIST OF TABLES

ALLOPATHIC PHYSICIANS

Table #		Page Number
Table 20	Active Allopathic Physicians in Maine, Work Setting by Total Hours	47
Table 21	Active Allopathic Physicians in Maine, Primary Specialty by Medical School Location.....	a
Table 22	Licensed Inactive Allopathic Physicians in Maine, Age by County of Residence.....	48
Table 23	Allopathic Physicians Who Worked One or More Weeks in Maine in the Past Twelve Months and Are Presently Inactive, Age by County of Residence	49
Table 24	Licensed Inactive Allopathic Physicians in Maine, Reason Inactive by County of Residence	50

OSTEOPATHIC PHYSICIANS

Table 25	Osteopathic Physicians Licensed in Maine, Response Status by County of Residence	53
Table 26	Osteopathic Physicians Licensed in Maine, Activity Status, County of Residence and County of Employment.....	54
Table 27	Active Osteopathic Physicians in Maine, Number, Percent and Ratio to Population by County of Employment.....	55

a Available upon request

LIST OF TABLES

OSTEOPATHIC PHYSICIANS

Table #		Page Number
Table 28	Active Osteopathic Physicians in Maine, Weeks Worked in Maine During Previous Year by County of Employment.....	56
Table 29	Active Osteopathic Physicians in Maine, Average Hours per Week Within Activity by County of Employment.....	57
Table 30	Active Osteopathic Physicians in Maine, County of Employment by Primary Specialty.....	58
Table 31	Active Osteopathic Physicians in Maine, County of Employment by Board Certified Specialty	60
Table 32	Active Osteopathic Physicians in Maine, Age by County of Employment	62
Table 33	Active Osteopathic Physicians in Maine, County of Employment by Form of Employment	63
Table 34	Active Osteopathic Physicians in Maine, County of Employment by Work Setting	64
Table 35	Active Osteopathic Physicians in Maine, Average Hours Worked per Week Within Activity by Primary Specialty	65
Table 36	Active Osteopathic Physicians in Maine, Age by Primary Specialty	67
Table 37	Active Osteopathic Physicians in Maine, On Call Hours by Primary Specialty	69

LIST OF TABLES

OSTEOPATHIC PHYSICIANS

Table #		Page Number
Table 38	Active Osteopathic Physicians in Maine, Weeks Worked in Maine During Previous Year by Age	71
Table 39	Active Osteopathic Physicians in Maine, Average Hours Worked per Week Within Activity by Age ..	72
Table 40	Active Osteopathic Physicians in Maine, Age by Form of Employment	73
Table 41	Active Osteopathic Physicians in Maine, Age by Work Setting.....	74
Table 42	Active Osteopathic Physicians in Maine, Total Hours by Form of Employment.....	75
Table 43	Active Osteopathic Physicians in Maine, Work Setting by Total Hours.....	76
Table 44	Active Osteopathic Physicians in Maine, Primary Specialty by Medical School Location.....	a
Table 45	Licensed Inactive Osteopathic Physicians in Maine, Age by County of Residence	77
Table 46	Osteopathic Physicians Who Worked One or More Weeks in Maine in the Past Twelve Months and are Presently Inactive, Age by County of Residence	78
Table 47	Licensed Inactive Osteopathic Physicians in Maine, Reason Inactive by County of Residence.....	79

a Available upon request

INTRODUCTION

This report has been prepared as the seventh in a series of reports which provide detailed profiles of physicians in Maine. The reports are comprised of detailed tabulations of Maine physicians which are designed to address the needs of health planners, educators, and researchers who require detailed information. Special purpose tabulations are prepared as needed in response to specific requests.

The data tables presented within this report are based upon inventories conducted throughout 1995 and 1996 (allopathic physicians) and January 1996 (osteopathic physicians).

The data supporting the compilation of tables found in this report as well as special tabulations are available for further analysis.

TECHNICAL NOTES

BACKGROUND: The Health Manpower component of the Cooperative Health Statistics System (CHSS) was implemented in Maine in 1976. This system, developed by the National Center for Health Statistics, included descriptive data on thirteen licensed health occupations including allopathic physicians, osteopathic physicians, and dentists. Since its inception, these data bases have been maintained and updated by the Office of Data, Research, and Vital Statistics, Maine Department of Human Services.

In 1981, the National Center for Health Statistics withdrew funding for this system nationwide. As a result, data collection on most of the thirteen professions has been discontinued. In Maine, survey activities for physicians and dentists have continued, utilizing funds from other sources.

DATA COLLECTION: Physician licensure is carried out by two separate, autonomous boards of licensure, the Board of Licensure in Medicine for allopaths, and the Board of Osteopathic Licensure for osteopaths with separate dates.

for relicensure. Osteopathic physician health manpower surveys are conducted biennially. For all physicians, the Health Manpower Resource Inventory is enclosed with the relicensure application, mailed by the respective board 90 days prior to the relicensure date and returned to the board. For allopaths license renewals are done on a monthly basis. While each physician licenses biennially, the renewals for allopaths are based on the physician's date of birth.

Survey information is provided by the licensee on a voluntary basis and is not, in general, further verified. Data in this report are thus subject to the usual limitations associated with the use of mail questionnaire data collection procedures.

The returned surveys are checked for accuracy; response rates are computed; and a follow-up is conducted either by mail or telephone. Survey responses are entered and a data base is created; data processing and report generation are carried out by the Cooperative Health Manpower Resource Inventory System.

TABULATIONS: Federally employed physicians who do not provide patient care outside a federal facility are not required to maintain an active Maine license; also, physicians participating in residency programs are not required to maintain a Maine license. While some such individuals choose to maintain a license, many others do not. Only those physicians who are licensed in Maine are included in this report. In addition, a substantial number of physicians maintain Maine licenses even though they neither work nor live in Maine; these physicians are excluded from this data collection effort.

It should be noted that for osteopathic physicians, the relatively small number of active licensees may lead to small numbers of persons in specific tabulations and thus preclude meaningful analysis and comparison.

COMPARABILITY WITH EARLIER DATA: Tabulations presented in this report are based on edited files which have been corrected for missing and erroneous information which came to light during initial data compilation; there may be, therefore, some discrepancies with preliminary data published earlier. Data displayed in these early reports are superseded by the tabulations in the present document.

In 1980, all allopathic physicians who held valid Maine licenses were surveyed; this included more than 2,000 physicians who neither worked nor lived in Maine. Since 1982, only allopathic physicians who were living or working in Maine were surveyed. For that reason, some tables appearing in this publication contain different data than tables from reports published prior to 1982.

Comparisons of 1996 data on patient care hours and specialty hours with the same data items from surveys conducted prior to 1982 also must be made with caution. Since 1982, on call hours have been collected as a separate item on physician surveys. Prior to this, many physicians reported on call hours in with patient care hours and specialty hours; others did not report on call hours in any category. Because of this difference in data collection for these items, tables displaying patient care hours (e.g., Table 6) often showed a decrease in patient care hours worked from 1980 to more recent years but an increase in hours worked per week in all activities (included on call hours).

Also, prior to 1982, physicians who reported more than one specialty were excluded from tables displaying hours worked by primary specialty. Since then, physician hours are shown under the reported primary specialty regardless of other specialties. In instances where hours were reported in more than one specialty, the total of hours worked in all specialties is displayed by the physician's primary specialty. Since 1980, only physicians with unreported hours are excluded from these tables.

RESPONSE RATES: Over-all in-state response rates of 93.8% for allopathic physicians and 99.7% for osteopathic physicians were obtained over the course of the 1996 data collection process, which included an initial mailing, two follow-up mailings, and telephone contact for survey non-response. For allopathic physicians this is somewhat lower than in previous years. In 1995, the Board of Registration in Medicine changed the license renewal process from a fixed date, in which all licensed physicians renewed their licenses, to a monthly system based on the physician's date of birth. The license continues to be a two year license. This change temporarily effected our tracking and follow -up.

DEFINITIONS

GEOGRAPHIC AREAS: Tables in this report are presented by Maine's sixteen counties or for the state as a whole. As data are collected and stored at the town level, special reports can be produced by municipality or combinations of municipalities upon request.

AGE: Age is obtained from date of birth. The date of birth may be available for non-respondents from previous surveys or from the boards.

ACTIVITY STATUS: This category indicates whether the respondent considers himself/herself to be currently active as a physician. Active respondents are then asked number of weeks worked in the last year and number of hours worked in an average week. As definitions of full-time and part-time vary, the hours may be grouped to suit the desired definitions.

SPECIALTY: Physicians are asked to identify their specialty. This information is thus obtained through voluntary self-identification and self-assessment and does not imply board certification or board eligibility.

BOARD CERTIFIED SPECIALTY: Physicians are asked to identify their board certified specialty, if appropriate; they may report up to two, no effort is made to verify this information.

PRIMARY CARE SPECIALTIES: A primary care specialty is one of the following areas of practice: general practice, family practice, obstetrics, gynecology, internal medicine, and pediatrics.

GENERAL TABLES

ALL PHYSICIANS

TABLE 1
 ACTIVE PHYSICIANS IN MAINE WHO SPECIFIED PRIMARY CARE AS A FIRST SPECIALTY
 SELECTED STATISTICS BY COUNTY OF EMPLOYMENT
 ALLOPATHIC PHYSICIANS (DECEMBER 31, 1996) AND OSTEOPATHIC PHYSICIANS (APRIL 30, 1996)

COUNTY OF EMPLOYMENT	AVERAGE. PT CARE		POPULATION PER PHYSICIAN					
	MD	DO	HOURS PER WEEK	MD	DO	COMBINED		
TOTAL	867	184	41.30	41.75	1243316	1434	6757	1183
ANDROSCOGGIN	77	11	43.01	37.00	101754	1321	9250	1156
AROOSTOOK	48	3	48.60	51.67	78113	1627	26038	1532
CUMBERLAND	234	67	37.98	43.94	251087	1073	3748	834
FRANKLIN	20	2	41.10	39.00	29200	1460	14600	1327
HANCOCK	47	2	39.00	32.00	49500	1053	24750	1010
KENNEBEC	98	23	40.21	46.87	116214	1186	5053	960
KNOX	28	1	45.42	0.00	37487	1339	37487	1293
LINCOLN	23	2	46.70	36.00	31303	1361	15652	1252
OXFORD	22	11	39.32	45.00	53797	2445	4891	1630
PENOBSCOT	99	13	43.45	44.54	144989	1465	11153	1295
PISCATAQUIS	9	0	45.00	0.00	18329	2037		2037
SAGadahoc	27	2	39.31	43.00	35506	1315	17753	1224
SOMERSET	28	11	38.54	41.27	52507	1875	4773	1346
WALDO	14	3	39.42	29.33	35822	2559	11941	2107
WASHINGTON	22	7	42.55	40.57	36224	1647	5175	1249
YORK	71	26	43.73	34.88	171482	2415	6595	1768

* Licensed, active professionals working in Maine who responded to the survey.

Notes: The calculation of average patient care hours per week excludes 80 physicians with unknown patient care hours.

Some physicians report more than one specialty. Average patient care hours per week in this table represents the average reported by physicians with primary care as a first specialty; some of these hours may represent time spent in another spe

Sources of Data: Maine Cooperative Health Manpower Resource Inventory, ODRVS and 1996 Maine Population Estimates, ODRVS.

ALLOPATHIC PHYSICIANS

TABLE 2
ALLOPATHIC PHYSICIANS LICENSED IN MAINE*
RESPONSE STATUS BY COUNTY OF RESIDENCE
DECEMBER 31, 1996

	RESPONSE STATUS				
	ALL DOCTORS*	NON-RESPONDENTS		RESPONDENTS	
	Number *****	Number *****	Percent *****	Number *****	Percent *****
ALL DOCTORS*	2451	153	6.2	2298	93.8
County of Residence					
Androscoggin	223	13	5.8	210	94.2
Aroostook	109	5	4.6	104	95.4
Cumberland	787	57	7.2	730	92.8
Franklin	40	1	2.5	39	97.5
Hancock	97	7	7.2	90	92.8
Kennebec	253	11	4.3	242	95.7
Knox	88	4	4.5	84	95.5
Lincoln	52	3	5.8	49	94.2
Oxford	56	2	3.6	54	96.4
Penobscot	305	28	9.2	277	90.8
Piscataquis	19	1	5.3	18	94.7
Sagadahoc	40	2	5.0	38	95.0
Somerset	63	2	3.2	61	96.8
Waldo	46	3	6.5	43	93.5
Washington	34	1	2.9	33	97.1
York	192	11	5.7	181	94.3
Unknown	32	2	6.3	30	93.8
Out of State	15	0	0	15	100.0

* ALL ALLOPATHIC PHYSICIANS LIVING OR WORKING IN MAINE WHO LICENSED IN MAINE DURING THE 1995/1996 LICENSURE CYCLE.

NOTE: PERCENTAGES MAY NOT SUM TO 100.0 DUE TO ROUNDING.

SOURCE OF DATA: MAINE COOPERATIVE HEALTH MANPOWER RESOURCE INVENTORY, ODRVS.

MAINE DEPARTMENT OF HUMAN SERVICES
OFFICE OF DATA, RESEARCH, AND VITAL STATISTICS

TABLE 3

ALLOPATHIC PHYSICIANS LICENSED IN MAINE*
 ACTIVITY STATUS, COUNTY OF EMPLOYMENT, AND COUNTY OF RESIDENCE
 DECEMBER 31, 1996

	COUNTY OF EMPLOYMENT																			IN- ACT	UNK ACT	
	TOTAL	AND	ARO	CUM	FRA	HAN	KEN	KNX	LIN	OXF	PEN	PSC	SAG	SOM	WAL	WAS	YRK	UNK	OOS			
	****	****	****	****	****	****	****	****	****	****	****	****	****	****	****	****	****	****	****	****	****	****
TOTAL	2451	205	100	669	38	74	256	71	34	46	287	17	41	48	33	34	154	50	33	108	153	
County of Res																						
Androscoggin	223	176		12			2			1							1	3	1	14	13	
Aroostook	109		93								3					2		1	2	3	5	
Cumberland	787	18	1	608	1	1	9	2	2	4	3		12	1			12	17	7	32	57	
Franklin	40	1		1	33		3				1										1	
Hancock	97	1		1		63	2		1		11					2		1	1	7	7	
Kennebec	253	5	1	1	4	1	206				2		1	5			1	4		11	11	
Knox	88						8	65	2		1							1		4	4	
Lincoln	52			2			4	1	28	1			3		1			2	1	6	3	
Oxford	56	1		4		1	1			40					1			1	1	4	2	
Penobscot	305		2	1		4	2				253	1		1	2	2			3	6	28	
Piscataquis	19										1	16							1		1	
Sagadahoc	40			9			3						24				1			1	2	
Somerset	63		1				13				2			39						6	2	
Waldo	46					1	2	2			9				26			1	1	1	3	
Washington	34													1		28				4	1	
York	192	1	1	16		1							1					134	3	15	9	11
Unknown	32	1		8		1		1			1			1				1	16		2	
Out-of-State	15	1	2	5		1	1		1								4					

*ALL ALLOPATHIC PHYSICIANS LIVING OR WORKING IN MAINE WHO LICENSED DURING THE 1995/1996 LICENSURE CYCLE.
 SOURCE OF DATA: MAINE COOPERATIVE HEALTH MANPOWER RESOURCE INVENTORY, ODRVS.

MAINE DEPARTMENT OF HUMAN SERVICES
 OFFICE OF DATA, RESEARCH, AND VITAL STATISTICS

TABLE 4
ACTIVE ALLOPATHIC PHYSICIANS IN MAINE*
NUMBER, PERCENT, AND RATIO TO POPULATION BY COUNTY OF EMPLOYMENT
DECEMBER 31, 1996

<u>COUNTY OF EMPLOYMENT</u>	<u>NUMBER</u>		<u>PERCENT OF TOTAL</u>		<u>POPULATION PER PHYSICIAN</u>
	<u>PHYSICIANS</u>	<u>PERCENT OF PHYSICIANS</u>	<u>POPULATION</u>	<u>PERCENT OF POPULATION</u>	
TOTAL/AVERAGE	2,107	100.00%	1,243,316	100%	590
Androscoggin	205	9.7%	101,754	8.2%	496
Aroostook	100	4.7%	78,113	6.3%	781
Cumberland	669	31.8%	251,087	20.2%	375
Franklin	38	1.8%	29,200	2.3%	768
Hancock	74	3.5%	49,500	4.0%	669
Kennebec	256	12.1%	116,214	9.4%	454
Knox	71	3.4%	37,487	3.0%	528
Lincoln	34	1.6%	31,303	2.5%	921
Oxford	46	2.2%	53,797	4.3%	1,170
Penobscot	287	13.6%	144,989	11.7%	505
Piscataquis	17	0.8%	18,329	1.5%	1,078
Sagadahoc	41	1.9%	35,508	2.9%	866
Somerset	48	2.3%	52,507	4.2%	1,094
Waldo	33	1.6%	35,822	2.8%	1,086
Washington	34	1.6%	36,224	2.9%	1,065
York	154	7.3%	171,482	13.8%	1,114

*LICENSED, ACTIVE PROFESSIONALS WORKING IN MAINE WHO RESPONDED TO THE SURVEY.

NOTES: PERCENTAGES BASED ON SMALL NUMBERS ARE SUBJECT TO LARGE CHANCE FLUCTUATIONS AND MUST BE INTERPRETED CAUTIOUSLY.
PERCENTAGES MAY NOT SUM DUE TO ROUNDING.

SOURCE OF DATA: MAINE COOPERATIVE HEALTH MANPOWER RESOURCE INVENTORY, ODRVS AND 1996 MAINE POPULATION ESTIMATES, ODRVS.

MAINE DEPARTMENT OF HUMAN SERVICES
OFFICE OF DATA, RESEARCH , AND VITAL STATISTICS

TABLE 5

ACTIVE ALLOPATHIC PHYSICIANS IN MAINE*
 WEEKS WORKED IN MAINE DURING PREVIOUS YEAR BY COUNTY OF EMPLOYMENT
 DECEMBER 31, 1996

	WEEKS WORKED IN MAINE IN PREVIOUS YEAR						
	TOTAL	0-10	11-20	21-30	31-40	41-52	UNKNOWN
	*****	*****	*****	*****	*****	*****	*****
TOTAL	2107	28	24	39	50	1817	149
County of Employment							
Androscoggin	205		2	1	2	186	14
Aroostook	100	4	4	3	1	82	6
Cumberland	669	10	4	9	10	585	51
Franklin	38		1	2		35	
Hancock	74	1	1	1	5	57	9
Kennebec	256	2	2	6	6	223	17
Knox	71		2	3	4	60	2
Lincoln	34	1		1	1	30	1
Oxford	46		2		1	43	
Penobscot	287	3	1	5	5	245	28
Piscataquis	17	1	1			15	
Sagadahoc	41	1	1		1	36	2
Somerset	48	3	1	1	3	34	6
Waldo	33	1	1	1	2	25	3
Washington	34		1	1	3	29	
York	154	1		5	6	132	10

* LICENSED, ACTIVE PROFESSIONALS WORKING IN MAINE WHO RESPONDED TO THE SURVEY.

SOURCE OF DATA: MAINE COOPERATIVE HEALTH MANPOWER RESOURCE INVENTORY, ODRVS.

TABLE 6
ACTIVE ALLOPATHIC PHYSICIANS IN MAINE*
AVERAGE HOURS PER WEEK WITHIN ACTIVITY BY COUNTY OF EMPLOYMENT
DECEMBER 31, 1996

COUNTY OF EMPLOYMENT	NUMBER OF PHYSICIANS*	AVERAGE HOURS/WEEK							
		ALL ACTIVITIES	PATIENT CARE	TEACHING	RESEARCH	ADMINISTRATION	RETAIL	ON CALL	OTHER
	1943	47.6	42.4	0.9	0.6	3.0	0.0	26.8	0.6
Androscoggin	188	49.0	44.6	0.6	0.3	2.6	0.0	31.6	1.0
Aroostook	92	49.1	46.3	0.5	0.1	1.8	0.0	35.6	0.5
Cumberland	614	47.8	40.3	1.5	1.1	4.2	0.1	23.0	0.7
Franklin	38	46.0	42.8	0.3	0.9	2.0	0.0	31.6	0.0
Hancock	65	45.9	41.2	0.4	0.2	1.8	0.0	27.4	2.4
Kennebec	239	44.8	39.6	1.0	0.7	2.9	0.0	21.6	0.6
Knox	68	46.6	44.3	0.3	0.2	1.4	0.0	26.9	0.4
Lincoln	33	48.9	47.2	0.4	0.0	1.3	0.0	29.8	0.1
Oxford	46	46.3	40.8	0.6	0.2	2.7	1.1	28.2	0.9
Penobscot	257	51.0	46.0	0.9	0.5	3.0	0.0	21.2	0.6
Piscataquis	16	50.0	47.4	0.6	0.0	2.0	0.0	51.4	0.0
Sagadahoc	37	42.6	39.2	0.5	0.1	2.5	0.0	36.0	0.4
Somerset	42	42.4	36.0	1.7	1.1	2.3	0.0	34.8	1.3
Waldo	30	43.2	40.9	0.4	0.0	1.7	0.0	37.5	0.2
Washington	34	48.1	45.2	0.6	0.0	2.3	0.0	29.5	0.0
York	144	48.0	44.9	0.3	0.2	2.5	0.0	36.6	0.0

* LICENSED, ACTIVE PROFESSIONALS WORKING IN MAINE WHO RESPONDED TO THE SURVEY.
EXCLUDING 164 PHYSICIANS WITH UNKNOWN HOURS IN ONE OR MORE ACTIVITIES.
**EXCLUDES ON CALL HOURS.

SOURCE OF DATA: MAINE COOPERATIVE HEALTH MANPOWER RESOURCE INVENTORY, ODRVS.

MAINE DEPARTMENT OF HUMAN SERVICES
OFFICE OF DATA, RESEARCH, AND VITAL STATISTICS

44
TABLE 7
ACTIVE ALLOPATHIC PHYSICIANS IN MAINE*
COUNTY OF EMPLOYMENT BY PRIMARY SPECIALTY
DECEMBER 31, 1996

SPECIALTY	COUNTY OF EMPLOYMENT																
	TOTAL	AND	ARO	CUM	FRA	HAN	KEN	KNO	LIN	OXF	PEN	PSC	SAG	SOM	WAL	WAS	YRK
	***	***	***	***	***	***	***	***	***	***	***	***	***	***	***	***	***
TOTAL	2107	205	100	669	38	74	256	71	34	46	287	17	41	48	33	34	154
Adolescent Medicine	3						1				2						
Aerospace Medicine	2			1	1												
Allergy	6			4							1						1
Allergy and Immunology	5			5													
Anesthesiology	96	9	3	30	3	2	8	5		2	23	1	2	1	1		6
Cardiovascular Diseases	54	7	1	24			4	1			8				1		8
Dermatology	13	3		5			2	1			2						
Emergency Medicine	97	10	6	22	2	1	14	4	2	8	9	1		3	3	3	9
Endocrinology	5			4							1						
Family Practice	335	26	22	68	10	25	33	10	13	9	42	7	9	16	8	9	28
Gastroenterology	25	3	1	9		1	6	1			3						1
General Practice	41	5	3	7		2	4		2	2	7	1	1	1		3	3
General Preventive Medicine	2						1				1						
Geriatrics	8			1		1	2								1		3
Gynecology	9	3		1		1	1				2		1				
Hematology	3			2							1						
Hypnosis	1			1													
Infectious Disease	5						2	1			1						1
Internal Medicine	267	28	12	83	4	16	31	12	5	5	27	1	6	7	4	7	19
Legal Medicine	1										1						
Neonatal Perinatal Med.	8	2		4							2						
Neoplastic Diseases	1						1										

(CONTINUED)

* LICENSED ACTIVE PROFESSIONALS WORKING IN MAINE WHO RESPONDED TO THE SURVEY.

SOURCE OF DATA: MAINE COOPERATIVE HEALTH MANPOWER RESOURCE INVENTORY, ODRVS.

MAINE DEPARTMENT OF HUMAN SERVICES
OFFICE OF DATA, RESEARCH, AND VITAL STATISTICS

TABLE 7
ACTIVE ALLOPATHIC PHYSICIANS IN MAINE*
COUNTY OF EMPLOYMENT BY PRIMARY SPECIALTY
DECEMBER 31, 1996

Specialty	COUNTY OF EMPLOYMENT																
	TOTAL	AND	ARO	CUM	FRA	HAN	KEN	KNO	LIN	OXF	PEN	PSC	SAG	SOM	WAL	WAS	YRK
	***	***	***	***	***	***	***	***	***	***	***	***	***	***	***	***	***
Nephrology	14	3		5			3	1			2						
Neurology	31	2	2	9			5	1			8		1				3
Neurology, Child	1			1													
Neuropathology	2			1							1						
Obstetrics	1						1										
Obstetrics and Gynecology	93	8	5	35	3	1	10	4	1	3	8		4	1		1	9
Occupational Medicine	17	1	1	7			2	1			1			2	1		1
Oncology	21	3	1	9				1			5						2
Ophthalmology	66	7	4	19		5	10	2	1		4	1	3	1	1		8
Orthopedics	48	7	2	18			6	2	2	1	7	1		2			
Other Specialty	30	4		17			3			1	2		1	1	1		
Otorhinolaryngology	32	2	1	12	1		6				6		1	1			2
Pathology	47	6	3	11	1		8	2		2	11			1			2
Pathology, Forensic	2			1			1										
Pediatrics	121	7	6	40	3	2	18	2	2	3	13		6	3	2	2	12
Pediatrics, Cardiology	3			2									1				
Pediatrics, Endocrin	4			1		1					2						
Pediatrics, Hematology and Oncology	2			2													
Pediatrics, Nephrology	2			2													
Pediatrics, Neurology	1			1													
Phys. Medicine and Rehabilitation	21	3		9			4				3						2
Psychiatry	140	12	5	59	1	3	25	6	2		18		1		1		7

(CONTINUED)

* LICENSED ACTIVE PROFESSIONALS WORKING IN MAINE WHO RESPONDED TO THE SURVEY.

SOURCE OF DATA: MAINE COOPERATIVE HEALTH MANPOWER RESOURCE INVENTORY, ODRVS.

MAINE DEPARTMENT OF HUMAN SERVICES
OFFICE OF DATA, RESEARCH, AND VITAL STATISTICS

ACTIVE ALLOPATHIC PHYSICIANS IN MAINE*
COUNTY OF EMPLOYMENT BY PRIMARY SPECIALTY
DECEMBER 31, 1996

COUNTY OF EMPLOYMENT

TOTAL AND ARO CUM FRA HAN KEN KNO LIN OXF PEN PSC SAG SOM WAL WAS YRK

*** **

Specialty	TOTAL	ARO	CUM	FRA	HAN	KEN	KNO	LIN	OXF	PEN	PSC	SAG	SOM	WAL	WAS	YRK	
Psychiatry, Child	20	4	10		1		2			3							
Psychoanalysis	1									1							
Public Health	2				1	1											
Pulmonary Diseases	24	3	10			2	1			5		1		1		1	
Radiology	28	2	3	10		4			1	2	1		1	1		3	
Radiology, Diagnostic	62	6	3	19	1	2	5	3	1	1	14		1	1	2	3	
Radiology, Pediatric	2		1	1													
Radiology, Therapeutic	8	2	3			2				1							
Rheumatology	11	2	5	1		1				2							
Sports Medicine	2		2														
Surgery, Cardiovascular	11		8							3							
Surgery, Colon and Rectal	1		1														
Surgery, General	114	12	9	28	4	5	13	3	2	6	10	2	1	4	3	4	8
Surgery, Hand	6		4							1							1
Surgery, Head and Neck	1							1									
Surgery, Neurological	19	4	6			5				4							
Surgery, Orthopedic	51	2	3	8	2	3	6	2	1	2	6	1	1	1	2	2	9
Surgery, Pediatric	4		3							1							
Surgery, Plastic	10	1	7			1				1							
Surgery, Thoracic	6	3	1					1				1					
Surgery, Urological	29	3	2	8	1	1	3	1		5			1	1	1	2	
Surgery, Vascular	6		1	1			1			3							
Unknown	3		2							1							

* LICENSED ACTIVE PROFESSIONALS WORKING IN MAINE WHO RESPONDED TO THE SURVEY.

SOURCE OF DATA: MAINE COOPERATIVE HEALTH MANPOWER RESOURCE INVENTORY, ODRVS.

TABLE 8
ACTIVE ALLOPATHIC PHYSICIANS IN MAINE*
COUNTY OF EMPLOYMENT BY BOARD CERTIFIED SPECIALTY**
DECEMBER 31, 1996

BOARD CERTIFIED SPECIALTY	TOTAL	AND	ARO	CUM	FRA	HAN	KEN	KNO	LIN	OXF	PEN	PIS	SAG	SOM	WAL	WAS	YRK
	2143	203	93	725	34	68	272	72	33	39	311	15	36	45	30	25	142
Aerospace Medicine	7	2	0	1	1	0	1	0	0	0	2	0	0	0	0	0	0
Allergy	4	1	0	1	1	0	0	1	0	0	0	0	0	0	0	0	0
Allergy and Immunology	4	0	0	4	0	0	0	0	0	0	0	0	0	0	0	0	0
Anesthesiology	76	8	3	23	1	2	8	5	0	1	17	1	2	0	1	0	4
Cardiovascular Diseases	42	6	0	19	0	0	5	1	0	0	6	0	0	0	1	0	4
Dermatology	7	1	0	3	0	0	2	0	0	0	1	0	0	0	0	0	0
Dermatopathology	1	0	0	0	0	0	0	0	0	0	1	0	0	0	0	0	0
Diabetes	1	0	0	1	0	0	0	0	0	0	0	0	0	0	0	0	0
Emergency Medicine	58	6	3	14	1	0	9	1	2	4	6	1	0	2	1	1	7
Endocrinology	7	0	0	4	0	0	0	0	1	0	1	0	1	0	0	0	0
Family Practice	283	23	13	58	10	17	38	9	12	9	32	5	7	15	4	8	23
Gastroenterology	23	3	0	9	0	1	5	1	0	0	3	0	0	0	0	0	1
General Practice	3	2	0	0	0	0	0	0	0	0	1	0	0	0	0	0	0
General Preventive Medici	1	0	0	1	0	0	0	0	0	0	0	0	0	0	0	0	0
Geriatrics	16	1	0	4	0	3	3	0	0	0	2	0	0	1	0	0	2
Hematology	9	0	1	2	0	0	1	1	0	0	2	0	0	0	0	0	2
Infectious Disease	6	0	0	3	0	0	2	0	0	0	1	0	0	0	0	0	0
Internal Medicine	340	37	11	123	4	12	43	12	4	7	40	1	8	6	5	3	24
Neonatal Perinatal Med.	6	1	0	3	0	0	0	0	0	0	2	0	0	0	0	0	0
Nephrology	11	2	0	4	0	0	1	1	0	0	1	0	0	1	1	0	0
Neurology	37	3	3	17	0	0	2	1	0	0	8	0	1	0	0	0	2
Neurology, Child	3	0	0	2	0	0	1	0	0	0	0	0	0	0	0	0	0
Neuropathology	1	0	0	0	0	0	0	0	0	0	1	0	0	0	0	0	0
Nuclear Medicine	6	0	0	0	0	0	0	2	1	0	1	1	0	1	0	0	0
Obstetrics and Gynecology	78	7	2	34	3	1	10	3	1	0	7	0	3	0	0	1	6
Occupational Medicine	6	0	0	4	0	0	0	0	0	0	1	0	0	1	0	0	0
Oncology	11	1	0	5	0	0	1	0	0	0	3	0	0	0	0	0	1
Ophthalmology	52	6	4	19	0	3	7	2	0	0	3	1	2	1	1	0	3

* LICENSED, ACTIVE PROFESSIONALS WORKING IN MAINE WHO RESPONDED TO THE SURVEY.

** PHYSICIANS WITH TWO BOARD CERTIFIED SPECIALTIES ARE COUNTED TWICE IN THIS TABLE.

EXCLUDES 260 PHYSICIANS WHO REPORTED NO BOARD CERTIFIED SPECIALTY.

SOURCE OF DATA: MAINE COOPERATIVE HEALTH MANPOWER RESOURCE INVENTORY, MAINE

TABLE 8
ACTIVE ALLOPATHIC PHYSICIANS IN MAINE*
COUNTY OF EMPLOYMENT BY BOARD CERTIFIED SPECIALTY**
DECEMBER 31, 1996

BOARD CERTIFIED SPECIALTY	TOTAL	AND	ARO	CUM	FRA	HAN	KEN	KNO	LIN	OXF	PEN	PIS	SAG	SOM	WAL	WAS	YRK
Orthopedics	35	5	0	10	0	0	6	1	0	1	6	2	0	1	0	0	3
Otorhinolaryngology	31	2	1	12	1	1	5	1	0	0	5	0	1	0	0	0	2
Pathology	45	6	3	11	1	0	8	2	0	2	11	0	1	0	0	0	0
Pathology, Clinical	13	2	1	2	0	0	3	0	0	0	3	0	0	1	0	0	1
Pathology, Forensic	2	0	0	0	0	0	1	0	0	0	0	0	0	0	0	0	1
Pathology, Radioisotope	1	0	0	0	0	0	0	0	0	0	1	0	0	0	0	0	0
Pediatrics	124	7	5	50	3	3	13	3	2	1	19	0	5	1	1	2	9
Pediatrics, Cardiology	1	0	0	0	0	0	0	0	0	0	1	0	0	0	0	0	0
Pediatrics, Endocrinology	3	0	0	1	0	1	0	0	0	0	0	0	0	0	0	0	0
Pediatrics, Hematol & Oncology	1	0	0	1	0	0	0	0	0	0	0	0	0	0	0	0	1
Pediatrics, Nephrology	3	0	0	3	0	0	0	0	0	0	0	0	0	0	0	0	0
Pediatrics, Neurology	1	0	0	1	0	0	0	0	0	0	0	0	0	0	0	0	0
Phys. Medicine and Rehabi	18	3	0	8	0	0	3	0	0	0	2	0	0	0	0	0	2
Psychiatry	110	9	7	48	1	2	16	4	0	0	20	0	0	0	0	0	3
Psychiatry, Child	10	2	0	6	0	0	0	1	0	0	0	0	0	0	0	0	1
Psychoanalysis	2	0	0	0	0	0	0	2	0	0	0	0	0	0	0	0	0
Psychosomatic Medicine	1	0	0	0	0	0	0	0	0	0	1	0	0	0	0	0	0
Public Health	1	0	0	0	0	0	1	0	0	0	0	0	0	0	0	0	0
Pulmonary Diseases	21	2	0	10	0	0	4	1	0	0	4	0	0	0	0	0	0
Radiology	46	6	1	14	1	1	6	2	0	1	4	1	0	2	2	1	4
Radiology, Diagnostic	33	1	3	11	0	0	3	1	1	1	10	0	0	0	0	0	2
Radiology, Pediatric	1	0	1	0	0	0	0	0	0	0	0	0	0	0	0	0	0
Radiology, Therapeutic	7	0	0	3	0	0	2	0	0	0	2	0	0	0	0	0	0
Rheumatology	11	2	0	5	1	0	1	0	0	0	2	0	0	0	0	0	0
Sports Medicine	2	0	0	2	0	0	0	0	0	0	0	0	0	0	0	0	0
Surgery, Abdominal	3	0	1	0	0	0	0	2	0	0	0	0	0	0	0	0	0
Surgery, Cardiovascular	2	0	0	0	0	0	0	0	0	0	2	0	0	0	0	0	0
Surgery, Colon and Rectal	6	0	1	2	0	0	0	0	0	0	3	0	0	0	0	0	0
Surgery, General	105	8	8	32	2	2	11	1	2	5	14	1	1	5	5	4	4

* LICENSED, ACTIVE PROFESSIONALS WORKING IN MAINE WHO RESPONDED TO THE SURVEY.

** PHYSICIANS WITH TWO BOARD CERTIFIED SPECIALTIES ARE COUNTED TWICE IN THIS TABLE.
EXCLUDES 260 PHYSICIANS WHO REPORTED NO BOARD CERTIFIED SPECIALTY.

SOURCE OF DATA: MAINE COOPERATIVE HEALTH MANPOWER RESOURCE INVENTORY, MAINE

TABLE 8
ACTIVE ALLOPATHIC PHYSICIANS IN MAINE*
COUNTY OF EMPLOYMENT BY BOARD CERTIFIED SPECIALTY**
DECEMBER 31, 1996

BOARD CERTIFIED SPECIALTY	TOTAL	AND	ARO	CUM	FRA	HAN	KEN	KNO	LIN	OXF	PEN	PIS	SAG	SOM	WAL	WAS	YRK
Surgery, Hand	5	0	0	3	0	0	0	0	0	0	1	0	0	0	0	0	1
Surgery, Head and Neck	1	0	0	0	0	0	1	0	0	0	0	0	0	0	0	0	0
Surgery, Neurological	13	3	0	2	0	0	5	0	0	0	3	0	0	0	0	0	0
Surgery, Orthopedic	50	2	3	13	2	2	5	2	3	2	5	0	1	1	1	2	6
Surgery, Pediatric	3	0	0	3	0	0	0	0	0	0	0	0	0	0	0	0	0
Surgery, Plastic	9	0	0	7	0	0	1	0	0	0	1	0	0	0	0	0	0
Surgery, Thoracic	16	2	0	9	0	0	4	1	0	0	0	0	0	0	0	0	0
Surgery, Traumatic	1	0	0	1	0	0	0	0	0	0	0	0	0	0	0	0	0
Surgery, Urological	22	2	1	8	1	0	3	0	0	0	3	0	0	0	1	1	2
Surgery, Vascular	3	0	0	1	0	0	0	0	0	0	2	0	0	0	0	0	0
Unknown	263	26	17	78	0	17	29	8	4	5	41	1	3	5	6	2	21

* LICENSED, ACTIVE PROFESSIONALS WORKING IN MAINE WHO RESPONDED TO THE SURVEY.

** PHYSICIANS WITH TWO BOARD CERTIFIED SPECIALTIES ARE COUNTED TWICE IN THIS TABLE.
EXCLUDES 260 PHYSICIANS WHO REPORTED NO BOARD CERTIFIED SPECIALTY.

SOURCE OF DATA: MAINE COOPERATIVE HEALTH MANPOWER RESOURCE INVENTORY, MAINE

MAINE DEPARTMENT OF HUMAN SERVICES
OFFICE OF DATA, RESEARCH, AND VITAL STATISTICS

28
TABLE 9
ACTIVE ALLOPATHIC PHYSICIANS IN MAINE*
AGE BY COUNTY OF EMPLOYMENT
DECEMBER 31, 1996

*****AGE*****

	TOTAL	25-34 YEARS	35-44 YEARS	45-54 YEARS	55-64 YEARS	65+ YEARS	AGE UNKNOWN
	*****	*****	*****	*****	*****	*****	*****
TOTAL	2107	120	725	701	337	216	8
COUNTY OF EMPLOYMENT							
Androscoggin	205	11	81	61	24	28	
Aroostook	100	7	31	38	16	8	
Cumberland	669	47	231	215	107	62	7
Franklin	38		7	21	7	3	
Hancock	74	6	24	22	8	14	
Kennebec	256	8	77	81	49	41	
Knox	71	1	22	26	14	8	
Lincoln	34	2	15	11	4	2	
Oxford	46	1	16	14	9	6	
Penobscot	287	16	106	92	52	20	1
Piscataquis	17	1	6	9	1		
Sagadahoc	41	3	18	12	6	2	
Somerset	48	4	13	19	8	4	
Waldo	33	1	13	10	4	5	
Washington	34	1	14	12	5	2	
York	154	11	51	58	23	11	

* LICENSED, ACTIVE PROFESSIONALS WORKING IN MAINE WHO RESPONDED TO THE SURVEY.

SOURCE OF DATA: MAINE COOPERATIVE HEALTH MANPOWER RESOURCE INVENTORY, ODRVS.

MAINE DEPARTMENT OF HUMAN SERVICES
OFFICE OF DATA, RESEARCH, AND VITAL STATISTICS

TABLE 10
 ACTIVE ALLOPATHIC PHYSICIANS IN MAINE*
 COUNTY OF EMPLOYMENT BY FORM OF EMPLOYMENT
 DECEMBER 31, 1996

*****COUNTY OF EMPLOYMENT*****

	TOTAL	AND	ARO	CUM	FRA	HAN	KEN	KNO	LIN	OXF	PEN	PIS	SAG	SOM	WAL	WAS	YOR
	****	****	****	****	****	****	****	****	****	****	****	****	****	****	****	****	****
TOTAL	2107	205	100	669	38	74	256	71	34	46	287	17	41	48	33	34	154
FORM OF EMPLOYMENT																	
Fed Govt	61	2	3	3		3	35	1	1		1		1	4		6	1
Group	450	53	14	167	10	4	40	11	5	7	81		11	7	4	3	33
Group Hlth Plan Facility	20	3	2	9		1	1	1					3				
Indiv Prac	39	3	3	8		2	6	1	2	1	5		1	1	1		5
Other	71	4	3	22	1	4	14	2	1	2	7		3	4		1	3
Other Non-Govt	357	39	15	117	10	15	39	9	4	13	46	5	5	11	9	5	15
Partnership	323	30	6	127	1	17	25	3	11	8	53	4	4	2	3	2	27
Retail/ Wholesale Business	4			3											1		
Solo	617	56	49	165	15	18	68	41	9	15	62	8	9	14	12	16	60
State/Local Govt	28	1		5	1		13				7		1				
Unknown	132	13	5	42		9	15	2	1		25		3	4	3	1	9
Voluntary Work	5	1		1		1									1		1

* LICENSED, ACTIVE PROFESSIONALS WORKING IN MAINE WHO RESPONDED TO THE SURVEY.

SOURCE OF DATA: MAINE COOPERATIVE HEALTH MANPOWER RESOURCE INVENTORY, ODRVS.

MAINE DEPARTMENT OF HUMAN SERVICES
 OFFICE OF DATA, RESEARCH, AND VITAL STATISTICS

30
 TABLE 11
 ACTIVE ALLOPATHIC PHYSICIANS IN MAINE*
 COUNTY OF EMPLOYMENT BY WORK SETTING
 DECEMBER 31, 1996

	COUNTY OF EMPLOYMENT																
	TOTAL	AND	ARO	CUM	FRA	HAN	KEN	KNO	LIN	OXF	PEN	PIS	SAG	SOM	WAL	WAS	YOR
	*****	*****	*****	*****	*****	*****	*****	*****	*****	*****	*****	*****	*****	*****	*****	*****	*****
TOTAL	2107	205	100	669	38	74	256	71	34	46	287	17	41	48	33	34	154
WORK SETTING																	
Admin. Agency	9	0	0	1	0	0	8	0	0	0	0	0	0	0	0	0	0
Clinic	94	11	4	23	5	7	5	1	2	4	17	3	3	4	1	1	3
Comm. Hlth Center	54	8	3	2	1	6	6	3	2	0	4	0	2	6	2	6	3
Fed Facility	31	1	1	4	0	0	24	0	0	0	0	0	0	1	0	0	0
Hospital	637	56	37	218	9	9	80	20	7	16	114	4	4	9	9	10	35
Med Rsch Inst.	4	0	0	3	0	0	1	0	0	0	0	0	0	0	0	0	0
Nursing Home	5	0	0	0	0	0	2	0	0	0	1	0	0	0	0	0	2
Other	94	3	3	45	1	5	8	1	1	3	12	0	4	3	2	1	2
Pract. Office	1017	112	43	321	21	38	104	43	21	23	111	10	24	15	16	16	99
School, College, or Univ.	11	0	0	3	1	0	3	0	0	0	2	0	0	2	0	0	0
Unknown	151	14	9	49	0	9	15	3	1	0	26	0	4	8	3	0	10

* LICENSED, ACTIVE PROFESSIONALS WORKING IN MAINE WHO RESPONDED TO THE SURVEY.

SOURCE OF DATA: MAINE COOPERATIVE HEALTH MANPOWER RESOURCE INVENTORY, ODRVS.

Table 12
Active Allopathic Physicians in Maine*
Average Hours Worked per Week Within Activity** by Primary Specialty
December 31, 1996

PRIMARY SPECIALTY	NUMBER OF PHYSICIANS*	Average Hours/Week						
		All Activities	Patient Care	Teaching	Research	Administration	Retail	Other
	1943	47.6	42.4	0.9	0.6	3.0	0.0	0.6
Adolescent Medicine	3	41.0	28.0	1.7	4.0	6.0	0.0	1.3
Aerospace Medicine	2	8.0	4.5	0.0	0.0	3.5	0.0	0.0
Allergy	6	43.8	42.0	0.2	0.2	1.5	0.0	0.0
Allergy and Immunology	5	29.0	26.2	1.0	0.4	1.4	0.0	0.0
Anesthesiology	92	47.8	44.6	0.9	0.2	2.1	0.0	0.1
Cardiovascular Diseases	51	54.8	49.4	1.2	1.6	2.6	0.0	0.0
Dermatology	13	36.5	35.5	0.4	0.2	0.3	0.0	0.0
Emergency Medicine	93	42.4	37.0	0.8	0.2	3.9	0.1	0.2
Endocrinology	5	57.6	35.2	1.0	8.2	13.2	0.0	0.0
Family Practice	310	45.8	40.3	1.0	0.3	3.5	0.0	0.6
Gastroenterology	25	53.5	48.6	1.0	0.2	3.6	0.0	0.1
General Practice	40	40.6	37.1	0.2	1.4	0.6	0.2	1.3
Geriatrics	8	34.4	30.0	0.8	0.0	3.4	0.0	0.3
Gynecology	8	54.5	43.1	1.8	3.4	4.3	0.0	2.0
Hematology	3	60.3	46.0	0.7	8.3	5.3	0.0	0.0
Hypnosis	1	20.0	20.0	0.0	0.0	0.0	0.0	0.0
Infectious Disease	5	54.0	43.4	1.6	1.0	8.0	0.0	0.0
Internal Medicine	233	50.5	44.8	1.1	0.6	3.7	0.0	0.3
Legal Medicine	1	60.0	50.0	0.0	0.0	10.0	0.0	0.0
Neonatal Perinatal Med.	8	43.1	32.5	5.1	2.8	2.8	0.0	0.0
Neoplastic Diseases	1	55.0	50.0	0.0	0.0	5.0	0.0	0.0
Nephrology	13	54.4	46.1	3.0	0.8	4.0	0.0	0.5
Neurology	30	52.2	48.2	1.0	0.6	1.2	0.0	1.2
Neurology, Child	1	38.0	32.0	4.0	2.0	0.0	0.0	0.0
Neuropathology	1	60.0	60.0	0.0	0.0	0.0	0.0	0.0
Obstetrics	1	27.0	27.0	0.0	0.0	0.0	0.0	0.0

* Licensed, active professionals working in Maine who responded to the survey, excluding 164 physicians with unknown hours in one or more activities.

**Excludes on call hours.

Source of Data: Maine Cooperative Health Manpower Resource Inventory, ODRVS.

Active Allopathic Physicians in Maine*
Average Hours Worked per Week Within Activity** by Primary Specialty
December 31, 1996

PRIMARY SPECIALTY	NUMBER OF PHYSICIANS*	Average	Patient Care	Teaching	Research	Administration	Retail	Other
		Hours/Week All Activities						
Obstetrics and Gynecology	89	45.3	41.0	0.8	0.1	2.0	0.0	1.4
Occupational Medicine	17	39.3	28.1	1.9	1.8	4.8	1.8	0.9
Oncology	20	55.4	48.2	1.6	3.0	2.7	0.0	0.0
Ophthalmology	58	46.8	44.9	0.4	0.1	1.3	0.0	0.1
Orthopedics	44	47.0	44.4	0.3	0.8	1.4	0.0	0.0
Otorhinolaryngology	31	48.1	44.9	0.5	0.4	1.8	0.0	0.6
Pathology	44	47.0	40.0	0.5	0.4	3.5	0.0	2.6
Pathology, Forensic	2	55.0	0.0	0.0	0.0	30.0	0.0	25.0
Pediatrics	109	44.1	38.4	0.8	0.8	3.5	0.0	0.7
Pediatrics, Cardiology	3	45.3	42.3	1.3	0.0	1.7	0.0	0.0
Pediatrics, Endocrin	4	42.0	35.5	0.8	1.8	4.0	0.0	0.0
Pediatrics, Hematology and Oncology	2	57.0	55.0	1.0	0.0	1.0	0.0	0.0
Pediatrics, Nephrology	2	50.0	25.0	4.0	1.0	20.0	0.0	0.0
Pediatrics, Neurology	1	51.0	50.0	1.0	0.0	0.0	0.0	0.0
Phys. Medicine and Rehabilitation	19	44.7	38.8	0.0	0.3	3.6	0.0	2.1
Psychiatry	125	41.6	35.8	0.8	0.3	3.9	0.0	0.9
Psychiatry, Child	20	44.5	40.3	1.1	0.0	2.9	0.0	0.3
Psychoanalysis	1	30.0	15.0	0.0	0.0	15.0	0.0	0.0
Public Health	2	72.5	0.0	0.0	0.0	7.5	0.0	65.0
Pulmonary Diseases	23	56.6	47.3	1.4	2.3	5.5	0.0	0.0
Radiology	25	52.8	49.4	1.2	0.2	1.8	0.0	0.3
Radiology, Diagnostic	59	48.2	46.3	0.6	0.1	1.2	0.0	0.0
Radiology, Pediatric	2	45.0	40.0	3.0	0.0	2.0	0.0	0.0
Radiology, Therapeutic	8	53.4	50.6	0.9	0.4	1.5	0.0	0.0
Rheumatology	11	50.9	47.5	1.4	0.4	1.7	0.0	0.0
Sports Medicine	2	54.0	45.0	2.5	1.0	5.5	0.0	0.0
Surgery, Cardiovascular	11	62.9	59.5	0.8	0.5	2.1	0.0	0.0

* Licensed, active professionals working in Maine who responded to the survey,
excluding 164 physicians with unknown hours in one or more activities.

**Excludes on call hours.

Source of Data: Maine Cooperative Health Manpower Resource Inventory, ODRVS.

Table 12
 Active Allopathic Physicians in Maine*
 Average Hours Worked per Week Within Activity** by Primary Specialty
 December 31, 1996

PRIMARY SPECIALTY	NUMBER OF PHYSICIANS*	Average	Patient Care	Teaching	Research	Administration	Retail	Other
		Hours/Week All Activities						
Surgery, Colon and Rectal	1	63.0	63.0	0.0	0.0	0.0	0.0	0.0
Surgery, General	98	51.1	46.6	0.9	0.6	2.3	0.4	0.3
Surgery, Hand	5	60.6	58.0	1.2	0.0	1.4	0.0	0.0
Surgery, Head and Neck	1	62.0	60.0	2.0	0.0	0.0	0.0	0.0
Surgery, Neurological	17	59.8	56.7	0.5	0.9	1.6	0.0	0.0
Surgery, Orthopedic	44	53.5	51.6	0.2	0.0	1.7	0.0	0.0
Surgery, Pediatric	4	64.8	47.0	5.8	0.0	12.0	0.0	0.0
Surgery, Plastic	10	55.5	52.0	0.3	0.0	3.2	0.0	0.0
Surgery, Thoracic	6	55.2	50.7	0.7	0.8	3.0	0.0	0.0
Surgery, Urological	29	51.3	48.4	0.3	0.4	2.2	0.0	0.0
Surgery, Vascular	5	60.6	56.4	2.0	1.0	0.8	0.0	0.4
Other Specialty	30	42.9	28.0	2.6	4.3	4.5	0.0	3.6

* Licensed, active professionals working in Maine who responded to the survey, excluding 164 physicians with unknown hours in one or more activities.

**Excludes on call hours.

Source of Data: Maine Cooperative Health Manpower Resource Inventory, ODRVS.

Maine Department of Human Services
 Office of Data, Research, and Vital Statistics

34
TABLE 13
ACTIVE ALLOPATHIC PHYSICIANS IN MAINE*
AGE BY PRIMARY SPECIALITY
DECEMBER 31, 1996

	*** AGE ***						Age Unknown
	TOTAL	25-34 Years	35-44 Years	45-54 Years	55-64 Years	65+ Years	
	*****	*****	*****	*****	*****	*****	*****
TOTAL	2107	120	725	701	337	216	8
Primary Specialty							
Adolescent Medicine	3		1	1		1	
Aerospace Medicine	2					2	
Allergy	6	1	1	2	1	1	
Allergy and Immunology	5		2	2		1	
Anesthesiology	96	10	33	36	11	6	
Cardiovascular Diseases	54	1	18	22	9	4	
Dermatology	13	1	3	3	6		
Emergency Medicine	97	5	40	45	5	2	
Endocrinology	5		2	3			
Family Practice	335	29	151	111	26	18	
Gastroenterology	25		10	10	2	3	
General Practice	41	1	5	7	6	22	
General Preventive Medicine	2		1				1
Geriatrics	8	1		2	2	3	
Gynecology	9		3	3		3	
Hematology	3		1	1	1		
Hypnosis	1				1		
Infectious Disease	5		3	1	1		
Internal Medicine	267	28	83	90	36	28	2
Legal Medicine	1				1		
Neonatal Perinatal Med.	8		3	5			

(CONTINUED)

*Licensed, active professionals working in Maine who responded to the survey.

Source of Data: Maine Cooperative Health Manpower Resource Inventory, ODRVS.

TABLE 13
ACTIVE ALLOPATHIC PHYSICIANS IN MAINE*
AGE BY PRIMARY SPECIALITY
DECEMBER 31, 1996

Primary Specialty	*** AGE ***						Age Unknown
	TOTAL	25-34 Years	35-44 Years	45-54 Years	55-64 Years	65+ Years	
	*****	*****	*****	*****	*****	*****	*****
Neoplastic Diseases	1			1			
Nephrology	14	1	5	3	4	1	
Neurology	31	1	11	10	6	3	
Neurology, Child	1			1			
Neuropathology	2		1	1			
Obstetrics	1		1				
Obstetrics and Gynecology	93	3	36	33	14	7	
Occupational Medicine	17		4	10	2	1	
Oncology	21		9	8	4		
Ophthalmology	66	4	25	16	15	6	
Orthopedics	48		16	12	15	5	
Otorhinolaryngology	32		10	11	5	6	
Pathology	47	1	15	17	11	3	
Pathology, Forensic	2		1		1		
Pediatrics	121	11	43	39	16	11	1
Pediatrics, Cardiology	3		1	2			
Pediatrics, Endocrin	4		1	3			
Pediatrics, Hematology and Oncology	2		1	1			
Pediatrics, Nephrology	2				2		
Pediatrics, Neurology	1		1				
Phys. Medicine and Rehabilitation	21	1	10	4	4	2	
Psychiatry	140	5	44	39	24	28	

(CONTINUED)

*Licensed, active professionals working in Maine who responded to the survey.

Source of Data: Maine Cooperative Health Manpower Resource Inventory, ODRVS.

Maine Department of Human Services
Office of Data, Research, and Vital Statistics

36
TABLE 13
ACTIVE ALLOPATHIC PHYSICIANS IN MAINE*
AGE BY PRIMARY SPECIALITY
DECEMBER 31, 1996

Primary Specialty	*** AGE ***						Age Unknown
	TOTAL	25-34 Years	35-44 Years	45-54 Years	55-64 Years	65+ Years	
	*****	*****	*****	*****	*****	*****	*****
Psychiatry, Child	20	2	4	8	2	4	
Psychoanalysis	1						1
Public Health	2			1			1
Pulmonary Diseases	24		12	8	3		1
Radiology	28	1	6	8	10		3
Radiology, Diagnostic	62	2	24	25	9		2
Radiology, Pediatric	2			1	1		
Radiology, Therapeutic	8		2	3	3		
Rheumatology	11		2	6	3		
Sports Medicine	2		1	1			
Surgery, Cardiovascular	11		4	4	3		
Surgery, Colon and Rectal	1		1				
Surgery, General	114	6	21	37	27	20	3
Surgery, Hand	6		1	4	1		
Surgery, Head and Neck	1				1		
Surgery, Neurological	19		6	5	4		4
Surgery, Orthopedic	51	2	21	14	12		2
Surgery, Pediatric	4		1	1	2		
Surgery, Plastic	10	1	6	2	1		
Surgery, Thoracic	6		2	2	1		1
Surgery, Urological	29		8	10	10		1
Surgery, Vascular	6		2	1	3		

(CONTINUED)

*Licensed, active professionals working in Maine who responded to the survey.

Source of Data: Maine Cooperative Health Manpower Resource Inventory, ODRVS.

TABLE 13
 ACTIVE ALLOPATHIC PHYSICIANS IN MAINE*
 AGE BY PRIMARY SPECIALITY
 DECEMBER 31, 1996

	*** AGE ***						Age Unknown
	TOTAL	25-34 Years	35-44 Years	45-54 Years	55-64 Years	65+ Years	
	*****	*****	*****	*****	*****	*****	*****
Primary Specialty							
Other Specialty	30	1	6	5	9	9	
Unknown	3	1			1		1

*Licensed, active professionals working in Maine who responded to the survey.

Source of Data: Maine Cooperative Health Manpower Resource Inventory, ODRVS.

Maine Department of Human Services
 Office of Data, Research, and Vital Statistics

30
TABLE 14
ACTIVE ALLOPATHIC PHYSICIANS IN MAINE*
ON CALL HOURS BY PRIMARY SPECIALTY
DECEMBER 31, 1996

*****ON CALL HOURS*****

	TOTAL	NONE	1-19 HOURS	20-29 HOURS	30-39 HOURS	40+ HOURS	UNKNOWN
	*****	*****	*****	*****	*****	*****	*****
TOTAL	2107	596	314	357	210	466	164
SPECIALTY							
Adolescent Medicine	3		3				
Aerospace Medicine	2	2					
Allergy	6	1	1		1	3	
Allergy and Immunology	5	1	1	1	1	1	
Anesthesiology	96	11	32	20	10	19	4
Cardiovascular Diseases	54	8	12	15	10	6	3
Dermatology	13	12	1				
Emergency Medicine	97	91	1			1	4
Endocrinology	5	1	2	1		1	
Family Practice	335	77	40	72	48	73	25
Gastroenterology	25	4	5	7	3	6	
General Practice	41	25	2	3	1	9	1
General Preventive Medicine	2						2
Geriatrics	8	1	2		1	4	
Gynecology	9	2			1	5	1
Hematology	3	1		1	1		
Hypnosis	1	1					
Infectious Disease	5	3		2			
Internal Medicine	267	58	47	64	22	42	34
Legal Medicine	1					1	
Neonatal Perinatal Med.	8	1	1	1	4	1	

(CONTINUED)

* LICENSED, ACTIVE PROFESSIONALS WORKING IN MAINE WHO RESPONDED TO THE SURVEY.

SOURCE OF DATA: MAINE COOPERATIVE HEALTH MANPOWER RESOURCE INVENTORY, ODRVS.

MAINE DEPARTMENT OF HUMAN SERVICES
OFFICE OF DATA, RESEARCH, AND VITAL STATISTICS

TABLE 14
ACTIVE ALLOPATHIC PHYSICIANS IN MAINE*
ON CALL HOURS BY PRIMARY SPECIALTY
DECEMBER 31, 1996

*****ON CALL HOURS*****

SPECIALTY	TOTAL	NONE	1-19 HOURS	20-29 HOURS	30-39 HOURS	40+ HOURS	UNKNOWN
	*****	*****	*****	*****	*****	*****	*****
Neoplastic Diseases	1					1	
Nephrology	14	1	1	2	6	3	1
Neurology	31	11	6	3	2	8	1
Neurology, Child	1					1	
Neuropathology	2				1		1
Obstetrics	1		1				
Obstetrics and Gynecology	93	10	8	25	11	35	4
Occupational Medicine	17	16				1	
Oncology	21	3	5	7	3	2	1
Ophthalmology	66	18	19	1	7	13	8
Orthopedics	48	10	10	12	3	9	4
Otorhinolaryngology	32	9	2	7	2	11	1
Pathology	47	14	12	5	5	8	3
Pathology, Forensic	2	2					
Pediatrics	121	22	18	24	14	31	12
Pediatrics, Cardiology	3	1		1		1	
Pediatrics, Endocrin	4	1	2			1	
Pediatrics, Hematology and Oncology	2				1	1	
Pediatrics, Nephrology	2	1		1			
Pediatrics, Neurology	1					1	
Phys. Medicine and Rehabilitation	21	14	1	1		3	2
Psychiatry	140	70	19	7	6	23	15

(CONTINUED)

* LICENSED, ACTIVE PROFESSIONALS WORKING IN MAINE WHO RESPONDED TO THE SURVEY.

SOURCE OF DATA: MAINE COOPERATIVE HEALTH MANPOWER RESOURCE INVENTORY, ODRVS.

MAINE DEPARTMENT OF HUMAN SERVICES
OFFICE OF DATA, RESEARCH, AND VITAL STATISTICS

TABLE 14
 ACTIVE ALLOPATHIC PHYSICIANS IN MAINE*
 ON CALL HOURS BY PRIMARY SPECIALTY
 DECEMBER 31, 1996

*****ON CALL HOURS*****

SPECIALTY	TOTAL	NONE	1-19 HOURS	20-29 HOURS	30-39 HOURS	40+ HOURS	UNKNOWN
	*****	*****	*****	*****	*****	*****	*****
Psychiatry, Child	20	6	7	5	1	1	
Psychoanalysis	1	1					
Public Health	2	2					
Pulmonary Diseases	24	3	4	8		8	1
Radiology	28	4	3	4	4	10	3
Radiology, Diagnostic	62	8	20	12	5	14	3
Radiology, Pediatric	2	1	1				
Radiology, Therapeutic	8	4	1	1	1	1	
Rheumatology	11	1		2	4	4	
Sports Medicine	2	2					
Surgery, Cardiovascular	11	1	3	3	1	3	
Surgery, Colon and Rectal	1					1	
Surgery, General	114	21	5	14	8	50	16
Surgery, Hand	6	1	1	1		2	1
Surgery, Head and Neck	1					1	
Surgery, Neurological	19	2		3	2	10	2
Surgery, Orthopedic	51	8	4	6	10	16	7
Surgery, Pediatric	4	1			2	1	
Surgery, Plastic	10	3	1	2	1	3	
Surgery, Thoracic	6	2			3	1	
Surgery, Urological	29	8	3	5	2	11	
Surgery, Vascular	6		1	2		2	1

(CONTINUED)

* LICENSED, ACTIVE PROFESSIONALS WORKING IN MAINE WHO RESPONDED TO THE SURVEY.

SOURCE OF DATA: MAINE COOPERATIVE HEALTH MANPOWER RESOURCE INVENTORY, ODRVS.

TABLE 14
 ACTIVE ALLOPATHIC PHYSICIANS IN MAINE*
 ON CALL HOURS BY PRIMARY SPECIALTY
 DECEMBER 31, 1996

SPECIALTY	*****ON CALL HOURS*****						
	TOTAL	NONE	1-19 HOURS	20-29 HOURS	30-39 HOURS	40+ HOURS	UNKNOWN
	*****	*****	*****	*****	*****	*****	*****
Other Specialty	30	14	6	6	2	2	
Unknown	3						3

* LICENSED, ACTIVE PROFESSIONALS WORKING IN MAINE WHO RESPONDED TO THE SURVEY.

SOURCE OF DATA: MAINE COOPERATIVE HEALTH MANPOWER RESOURCE INVENTORY, ODRVS.

MAINE DEPARTMENT OF HUMAN SERVICES
 OFFICE OF DATA, RESEARCH, AND VITAL STATISTICS

72
 TABLE 15
 ACTIVE ALLOPATHIC PHYSICIANS IN MAINE*
 WEEKS WORKED IN MAINE DURING PREVIOUS YEAR BY AGE
 DECEMBER 31, 1996

	WEEKS WORKED DURING PREVIOUS YEAR						
	TOTAL	0 - 10	11 -20	21 -30	31 -40	41 -52	UNKNOWN
	*****	*****	*****	*****	*****	*****	*****
TOTAL	2107	28	24	39	50	1817	149
AGE							
25-34 Years	120	2	2	3	4	65	44
35-44 Years	725	6	9	15	18	617	60
45-54 Years	701	5	6	5	9	653	23
55-64 Years	337	2	4	5	6	314	6
65+ Years	216	13	3	11	13	168	8
Age Unknown	8	0	0	0	0	0	8

* LICENSED, ACTIVE PROFESSIONALS WORKING IN MAINE WHO RESPONDED TO THE SURVEY.

SOURCE OF DATA: MAINE COOPERATIVE HEALTH MANPOWER RESOURCE INVENTORY, ODRVS.

TABLE 16
 ACTIVE ALLOPATHIC PHYSICIANS IN MAINE*
 AVERAGE HOURS WORKED PER WEEK WITHIN ACTIVITY** BY AGE
 DECEMBER 31, 1996

AGE	NUMBER OF PHYSICIANS*	AVERAGE HOURS/WEEK** ALL ACTIVITIES	PATIENT					ON	
			CARE	TEACHING	RESEARCH	ADMINISTRATION	RETAIL	CALL	OTHER
	1943	47.6	42.4	0.9	0.6	3.0	0.0	26.8	0.6
25-34 Years	74	48.3	44.6	0.7	0.2	2.5	0.0	25.7	0.2
35-44 Years	663	48.9	44.3	0.9	0.6	2.5	0.0	29.6	0.6
45-54 Years	674	50.1	44.5	1.1	0.5	3.6	0.0	27.4	0.4
55-64 Years	329	48.5	42.5	1.0	0.6	3.5	0.1	25.0	0.9
65+ Years	203	33.6	28.2	0.4	1.2	2.4	0.2	18.8	1.1

* LICENSED, ACTIVE PROFESSIONALS WORKING IN MAINE WHO RESPONDED TO THE SURVEY,
 EXCLUDING 164 PHYSICIANS WITH UNKNOWN HOURS IN ONE OR MORE ACTIVITIES.

**EXCLUDES ON CALL HOURS

SOURCE OF DATA: MAINE COOPERATIVE HEALTH MANPOWER RESOURCE INVENTORY, ODRVS.

MAINE DEPARTMENT OF HUMAN SERVICES
 OFFICE OF DATA, RESEARCH, AND VITAL STATISTICS

44
TABLE 17
ACTIVE ALLOPATHIC PHYSICIANS IN MAINE*
AGE BY FORM OF EMPLOYMENT
DECEMBER 31, 1996

	*****AGE*****						AGE UNKNOWN
	TOTAL	25-34 YEARS	35-44 YEARS	45-54 YEARS	55-64 YEARS	65+ YEARS	
	*****	*****	*****	*****	*****	*****	*****
TOTAL	2107	120	725	701	337	216	8
FORM OF EMPLOYMENT							
Fed Govt	61	1	16	15	15	14	
Group	450	7	180	192	59	12	
Group Health Plan Facility	20	6	11	2	1		
Indiv Prac	39	3	11	10	4	11	
Other	71	7	23	18	8	15	
Other Non-Govt	357	25	144	128	36	24	
Partnership	323	17	132	110	52	12	
Retail/Wholesale Business	4		1		2	1	
Solo	617	10	151	199	149	108	
St/Local Govt	28	1	2	8	5	12	
Unknown	132	43	54	18	5	4	8
Voluntary Work	5			1	1	3	

* LICENSED, ACTIVE PROFESSIONALS WORKING IN MAINE WHO RESPONDED TO THE SURVEY.

SOURCE OF DATA: MAINE COOPERATIVE HEALTH MANPOWER RESOURCE INVENTORY, ODRVS.

TABLE 18
ACTIVE ALLOPATHIC PHYSICIANS IN MAINE*
AGE BY WORK SETTING
DECEMBER 31, 1996

	AGE						AGE UNKNOWN
	TOTAL	25-34 YEARS	35-44 YEARS	45-54 YEARS	55-64 YEARS	65+ YEARS	
	*****	*****	*****	*****	*****	*****	*****
TOTAL	2107	120	725	701	337	216	8
SETTING							
Hospital	637	26	219	235	98	59	
Nursing Home	5	1	1	1	1	1	
Clinic	94	4	31	40	11	8	
Other	94	3	29	27	12	23	
Pract. Office	1017	39	348	354	187	89	
Commun. Hlth Ctr	54	3	27	12	3	9	
Fed Facility	31		6	8	8	9	
School, Coll, or Univ.	11		4	3		4	
Med. Rsch Institute	4				3	1	
Admin. Agency	9		1	2	3	3	
Unknown	151	44	59	19	11	10	8

*LICENSED, ACTIVE PROFESSIONALS WORKING IN MAINE WHO RESPONDED TO THE SURVEY.

SOURCE OF DATA: MAINE COOPERATIVE HEALTH MANPOWER RESOURCE INVENTORY, ODRVS.

MAINE DEPARTMENT OF HUMAN SERVICES
OFFICE OF DATA, RESEARCH, AND VITAL STATISTICS

TABLE 19
ACTIVE ALLOPATHIC PHYSICIANS IN MAINE*
FORM OF EMPLOYMENT BY TOTAL HOURS**
DECEMBER 31, 1996

	HOURS WORKED					UNKNOWN HOURS
	TOTAL	1-19 HOURS	20-29 HOURS	30-39 HOURS	40+ HOURS	
	*****	*****	*****	*****	*****	*****
TOTAL	2107	73	102	200	1561	171
FORM OF EMPLOYMENT						
Solo	617	35	45	70	454	13
Group	450	1	8	33	400	8
Indiv Prac	39	3	5	4	26	1
Retail/Wholesale Business	4	1	1		2	
Partnership	323	5	10	32	271	5
Group Health Plan Facility	20		2	3	15	
Other Non-Govt	357	9	17	45	278	8
St/Local Govt	28	4	1	2	18	3
Fed Govt	61	4	7	4	45	1
Voluntary Work	5	4	1			
Other	71	7	5	6	48	5
Unknown	132			1	4	127

* LICENSED, ACTIVE PROFESSIONALS WORKING IN MAINE WHO RESPONDED TO THE SURVEY.

EXCLUDES ON CALL HOURS

SOURCE OF DATA: MAINE COOPERATIVE HEALTH MANPOWER RESOURCE INVENTORY, ODRVS.

TABLE 20
ACTIVE ALLOPATHIC PHYSICIANS IN MAINE*
WORK SETTING BY TOTAL HOURS**
DECEMBER 31, 1996

	HOURS WORKED					UNKNOWN HOURS
	TOTAL	1-19 HOURS	20-29 HOURS	30-39 HOURS	40+ HOURS	
	*****	*****	*****	*****	*****	*****
TOTAL	2107	73	102	200	1561	171
SETTING						
Hospital	637	14	21	50	538	14
Nursing Home	5	3		1	1	
Clinic	94	4	7	9	73	1
Other	245	21	12	9	68	135
Pract. Office	1017	23	50	117	809	18
Commun Hlth Ctr	54	3	7	9	34	1
Fed Facility	31	3	3	2	22	1
School, Coll, or Univ.	11	1	1	2	7	
Med Rsch Institute	4				4	
Admin Agency	9	1	1	1	5	1

* LICENSED, ACTIVE PROFESSIONALS WORKING IN MAINE WHO RESPONDED TO THE SURVEY,

** EXCLUDES ON CALL HOURS.

SOURCE OF DATA: MAINE COOPERATIVE HEALTH MANPOWER RESOURCE INVENTORY, ODRVS.

48
TABLE 22
LICENSED INACTIVE ALLOPATHIC PHYSICIANS IN MAINE*
AGE BY COUNTY OF RESIDENCE
DECEMBER 31, 1996

	AGE					
	TOTAL	25-34 YEARS	35-44 YEARS	45-54 YEARS	55-64 YEARS	65+ YEARS
	*****	*****	*****	*****	*****	*****
TOTAL	108	1	5	2	13	87
COUNTY OF RESIDENCE						
Androscoggin	14					14
Aroostook	3				1	2
Cumberland	32		4	1	6	21
Hancock	7				1	6
Kennebec	11					11
Knox	4	1			1	2
Lincoln	6				2	4
Oxford	4			1		3
Penobscot	6				1	5
Sagadahoc	1		1			
Somerset	6					6
Waldo	1					1
Washington	4					4
York	9				1	8

*LICENSED, INACTIVE PROFESSIONALS RESIDING IN MAINE WHO RESPONDED TO THE SURVEY.

SOURCE OF DATA: MAINE COOPERATIVE HEALTH MANPOWER RESOURCE INVENTORY, ODRVS.

TABLE 23
 ALLOPATHIC PHYSICIANS WHO WORKED 1 OR MORE WEEKS IN MAINE*
 IN THE PAST 12 MONTHS AND ARE PRESENTLY INACTIVE
 AGE BY COUNTY OF RESIDENCE
 DECEMBER 31, 1996

	AGE		
	TOTAL	55-64 YEARS	65+ YEARS
	*****	*****	*****
TOTAL	16	3	13
COUNTY OF RESIDENCE			
Androscoggin	3	0	3
Aroostook	1	0	1
Cumberland	4	1	3
Knox	1	0	1
Oxford	1	0	1
Penobscot	2	1	1
Somerset	1	0	1
Washington	2	0	2
York	1	1	0

*LICENSED, INACTIVE PROFESSIONALS RESIDING IN MAINE WHO RESPONDED TO THE SURVEY.

SOURCE OF DATA: MAINE COOPERATIVE HEALTH MANPOWER RESOURCE INVENTORY, ODRVS.

TABLE 24
 LICENSED INACTIVE ALLOPATHIC PHYSICIANS IN MAINE*
 REASON INACTIVE BY COUNTY OF RESIDENCE
 DECEMBER 31, 1996

	REASON FOR INACTIVITY				
	TOTAL	UNEMPLOYED	RETIRED	OTHER	UNKNOWN
	*****	*****	*****	*****	*****
TOTAL	108	10	78	16	4
COUNTY OF RESIDENCE					
Androscoggin	14		13	1	
Aroostook	3		2	1	
Cumberland	32	5	21	6	
Hancock	7	1	5		1
Kennebec	11	1	9	1	
Knox	4		2	2	
Lincoln	6	1	4		1
Oxford	4		2	2	
Penobscot	6	1	3	1	1
Sagadahoc	1			1	
Somerset	6		4	1	1
Waldo	1		1		
Washington	4		4		
York	9	1	8		

*LICENSED, INACTIVE PROFESSIONALS RESIDING IN MAINE WHO RESPONDED TO THE SURVEY.

SOURCE OF DATA: MAINE COOPERATIVE HEALTH MANPOWER RESOURCE INVENTORY, ODRVS.

OSTEOPATHIC PHYSICIANS

TABLE 25
 OSTEOPATHIC PHYSICIANS LICENSED IN MAINE*
 RESPONSE STATUS BY COUNTY OF RESIDENCE
 APRIL 30, 1996

	RESPONSE STATUS				
	ALL DOCTORS*	NON-RESPONDENTS		RESPONDENTS	
	NUMBER *****	NUMBER *****	PERCENT *****	NUMBER *****	PERCENT *****
ALL DOCTORS*	339	1	0.3	338	99.7
County of Residence					
Androscoggin	10			10	100.0
Aroostook	4			4	100.0
Cumberland	133	1	0.8	132	99.2
Franklin	5			5	100.0
Hancock	3			3	100.0
Kennebec	40			40	100.0
Knox	2			2	100.0
Lincoln	5			5	100.0
Oxford	13			13	100.0
Penobscot	22			22	100.0
Sagadahoc	4			4	100.0
Somerset	13			13	100.0
Waldo	4			4	100.0
Washington	6			6	100.0
York	47			47	100.0
Out-of-State	28			28	100.0

* ALL OSTEOPATHIC PHYSICIANS LIVING OR WORKING IN MAINE WHO LICENSED IN MAINE DURING THE 1996 LICENSURE CYCLE.

NOTE: PERCENTAGES MAY NOT SUM TO 100.0 DUE TO ROUNDING.

SOURCE OF DATA: MAINE COOPERATIVE HEALTH MANPOWER RESOURCE INVENTORY, ODRVS.

MAINE DEPARTMENT OF HUMAN SERVICES
 OFFICE OF DATA, RESEARCH, AND VITAL STATISTICS

TABLE 26
 OSTEOPATHIC PHYSICIANS LICENSED IN MAINE*
 ACTIVITY STATUS, COUNTY OF EMPLOYMENT, AND COUNTY OF RESIDENCE
 APRIL 30, 1996

ACTIVE

COUNTY OF EMPLOYMENT

	TOTAL	AND	ARO	CUM	FRA	HAN	KEN	KNX	LIN	OXF	PEN	SAG	SOM	WAL	WAS	YRK	UNK	OOS	INA	UNK
	****	****	****	****	****	****	****	****	****	****	****	****	****	****	****	****	****	****	****	****
TOTAL	339	17	5	134	3	2	42	2	3	14	18	4	13	3	8	48	7	2	13	1
COUNTY OF RESIDENCE																				
Androscoggin	10	10																		
Aroostook	4		4																	
Cumberland	133	2	1	109			2			3	1					8	1		5	1
Franklin	5	1		1	2		1													
Hancock	3					1	1								1					
Kennebec	40				1		32						3	1		1				2
Knox	2							2												
Lincoln	5			1			1		1			1								1
Oxford	13	1		2						9					1					
Penobscot	22	2		1		1					14							1		3
Sagadahoc	4			1								3								
Somerset	13												10					1		2
Waldo	4						1		1					2						
Washington	6														6					
York	47			8												34	3	2		
Out of State	28	1		11			4		1	2	3					5	1			

*ALL OSTEOPATHIC PHYSICIANS LIVING OR WORKING IN MAINE WHO LICENSED DURING THE 1996 LICENSURE CYCLE.

SOURCE OF DATA: MAINE COOPERATIVE HEALTH MANPOWER RESOURCE INVENTORY, ODRVS.

MAINE DEPARTMENT OF HUMAN SERVICES
 OFFICE OF DATA, RESEARCH, AND VITAL STATISTICS

TABLE 27
 ACTIVE ALLOPATHIC PHYSICIANS IN MAINE*
 NUMBER, PERCENT, AND RATIO TO POPULATION BY COUNTY OF EMPLOYMENT
 APRIL 30, 1996

<u>COUNTY OF EMPLOYMENT</u>	<u>NUMBER</u>		<u>PERCENT OF TOTAL</u>		
	<u>PHYSICIANS</u>	<u>PERCENT OF PHYSICIANS</u>	<u>POPULATION</u>	<u>PERCENT OF POPULATION</u>	<u>POPULATION PER PHYSICIAN</u>
TOTAL/AVERAGE	316	100.00%	1,243,316	100%	3,935
Androscoggin	17	5.4%	101,754	8.2%	5,986
Aroostook	5	1.6%	78,113	6.3%	15,623
Cumberland	134	42.4%	251,087	20.2%	1,874
Franklin	3	0.9%	29,200	2.3%	9,733
Hancock	2	0.6%	49,500	4.0%	24,750
Kennebec	42	13.3%	116,214	9.4%	2,767
Knox	2	0.6%	37,487	3.0%	18,744
Lincoln	3	0.9%	31,303	2.5%	10,434
Oxford	14	4.4%	53,797	4.3%	3,843
Penobscot	18	5.7%	144,989	11.7%	8,055
Piscataquis	0	0.0%	18,329	1.5%	--
Sagadahoc	4	1.3%	35,508	2.9%	8,877
Somerset	13	4.1%	52,507	4.2%	4,039
Waldo	3	0.0%	35,822	2.8%	11,941
Washington	8	2.5%	36,224	2.9%	4,528
York	48	15.2%	171,482	13.8%	3,573

*LICENSED, ACTIVE PROFESSIONALS WORKING IN MAINE WHO RESPONDED TO THE SURVEY.

NOTES: PERCENTAGES BASED ON SMALL NUMBERS ARE SUBJECT TO LARGE CHANCE FLUCTUATIONS AND MUST BE INTERPRETED CAUTIOUSLY.
 PERCENTAGES MAY NOT SUM DUE TO ROUNDING.

SOURCE OF DATA: MAINE COOPERATIVE HEALTH MANPOWER RESOURCE INVENTORY, ODRVS AND 1996 MAINE POPULATION ESTIMATES, ODRVS.

MAINE DEPARTMENT OF HUMAN SERVICES
 OFFICE OF DATA, RESEARCH , AND VITAL STATISTICS

56
TABLE 28

ACTIVE OSTEOPATHIC PHYSICIANS IN MAINE*
WEEKS WORKED IN MAINE DURING PREVIOUS YEAR BY COUNTY OF EMPLOYMENT
APRIL 30, 1996

	WEEKS WORKED IN MAINE IN PREVIOUS YEAR						
	TOTAL	0-10	11-20	21-30	31-40	41-52	UNKNOWN
	*****	*****	*****	*****	*****	*****	*****
TOTAL	316	2	9	3	2	291	9
COUNTY OF EMPLOYMENT							
Androscoggin	17		1			15	1
Aroostook	5					5	
Cumberland	134		5	1		124	4
Franklin	3			1		2	
Hancock	2					2	
Kennebec	42	1				41	
Knox	2					2	
Lincoln	3				1	2	
Oxford	14		1			13	
Penobscot	18					18	
Sagadahoc	4					4	
Somerset	13	1			1	10	1
Waldo	3					3	
Washington	8					8	
York	48		2		1	42	3

* LICENSED, ACTIVE PROFESSIONALS WORKING IN MAINE WHO RESPONDED TO THE SURVEY.

SOURCE OF DATA: MAINE COOPERATIVE HEALTH MANPOWER RESOURCE INVENTORY, ODRVS.

TABLE 29
 ACTIVE OSTEOPATHIC PHYSICIANS IN MAINE*
 AVERAGE HOURS PER WEEK WITHIN ACTIVITY BY COUNTY OF EMPLOYMENT
 APRIL 30, 1996

COUNTY OF EMPLOYMENT	NUMBER OF PHYSICIANS*	AVERAGE HOURS/WEEK							
		ALL ACTIVITIES	PATIENT CARE	TEACHING	RESEARCH	ADMINISTRATION	RETAIL	ON CALL	OTHER
	305	47.9	43.3	1.4	0.3	2.5	0.1	39.1	0.2
Androscoggin	17	42.9	38.8	2.0	0.0	2.1	0.0	32.7	0.0
Aroostook	5	53.0	51.0	0.0	0.0	2.0	0.0	32.0	0.0
Cumberland	126	49.4	44.9	1.5	0.4	2.3	0.1	40.4	0.2
Franklin	3	48.0	46.0	0.0	0.0	2.0	0.0	28.0	0.0
Hancock	2	37.0	32.0	0.0	0.0	5.0	0.0	30.0	0.0
Kennebec	42	49.6	46.3	0.3	0.4	2.2	0.0	49.1	0.4
Knox	2	31.5	30.0	0.0	0.0	1.5	0.0	42.0	0.0
Lincoln	3	42.7	42.0	0.0	0.0	0.7	0.0	54.0	0.0
Oxford	14	49.4	46.5	1.1	0.6	1.2	0.0	30.7	0.0
Penobscot	18	49.1	44.1	1.0	0.1	3.8	0.0	28.4	0.0
Sagadahoc	4	35.5	35.0	0.0	0.0	0.5	0.0	29.0	0.0
Somerset	13	45.5	42.5	1.0	0.3	1.6	0.1	44.5	0.0
Waldo	3	64.0	62.7	0.7	0.0	0.7	0.0	20.0	0.0
Washington	8	45.6	44.5	0.0	0.0	1.1	0.0	55.8	0.0
York	45	45.0	36.1	3.4	0.3	4.4	0.2	33.9	0.6

* LICENSED, ACTIVE PROFESSIONALS WORKING IN MAINE WHO RESPONDED TO THE SURVEY.
 EXCLUDING 11 PHYSICIANS WITH UNKNOWN HOURS IN ONE OR MORE ACTIVITIES.

SOURCE OF DATA: MAINE COOPERATIVE HEALTH MANPOWER RESOURCE INVENTORY, ODRVS.

MAINE DEPARTMENT OF HUMAN SERVICES
 OFFICE OF DATA, RESEARCH, AND VITAL STATISTICS

58
TABLE 30

ACTIVE OSTEOPATHIC PHYSICIANS IN MAINE*
COUNTY OF EMPLOYMENT BY PRIMARY SPECIALTY
APRIL 30, 1996

COUNTY OF EMPLOYMENT

	TOTAL	ARO	CUM	FRA	HAN	KEN	KNO	LIN	OXF	PEN	SAG	SOM	WAL	WAS	YOR	
	***	***	***	***	***	***	***	***	***	***	***	***	***	***	***	
TOTAL	316	17	5	134	3	2	42	2	3	14	18	4	13	3	8	48
SPECIALTY																
Anesthesiology	5			2	1						1					1
Cardiology	3			3												
Dermatology	1						1									
Diseases, Pulmonary	2	1		1												
Emergency Medicine	26	2	1	8			3		1	2	1	1	1		1	5
Gastroenterology	2			1												1
General Practice	145	7	2	56	2	1	13	1		10	11	2	9	3	5	23
Geriatrics	3			1												2
Gynecology	1										1					
Manipulative Therapy, Osteopathic	19	1		11			3				1		1			2
Medicine, Internal	18	2		6		1	5		1	1					1	1
Neurology	2			2												
Obstetrics	1															1
Obstetrics and Gynecology	15	1	1	4			3		1		1		2		1	1
Occupational & Preventive																
Medicine	5			4						1						
Oncology	1			1												
Ophthalmology	2			1			1									
Orthopedics	7	1		3			3									
Other Specialty	7			4							1					2
Otolaryngology	3			1			1	1								
Otorhinolaryngology	1			1												

(CONTINUED)

* LICENSED, ACTIVE PROFESSIONALS WORKING IN MAINE WHO RESPONDED TO THE SURVEY.

SOURCE OF DATA: MAINE COOPERATIVE HEALTH MANPOWER RESOURCE INVENTORY, ODRVS.

TABLE 30
ACTIVE OSTEOPATHIC PHYSICIANS IN MAINE*
COUNTY OF EMPLOYMENT BY PRIMARY SPECIALTY
APRIL 30, 1996

	COUNTY OF EMPLOYMENT															
	TOTAL	AND	ARO	CUM	FRA	HAN	KEN	KNO	LIN	OXF	PEN	SAG	SOM	WAL	WAS	YOR
	***	***	***	***	***	***	***	***	***	***	***	***	***	***	***	***
SPECIALTY																
Pathology	1							1								
Pathology, Anatomic & Clinical & Cytopathology	3			2												1
Pediatrics	6	1		1			2				1					1
Physical Medicine & Rehabilitation	5			3												2
Proctology	2			2												
Psychiatry	8	1		2			3									2
Radiology	2			2												
Radiology, Diagnostic	3			1			1									1
Surgery	6			4			2									
Surgery, Orthopedic	4			4												
Unknown	5			2							1					2
Urology	2		1	1												

* LICENSED, ACTIVE PROFESSIONALS WORKING IN MAINE WHO RESPONDED TO THE SURVEY.

SOURCE OF DATA: MAINE COOPERATIVE HEALTH MANPOWER RESOURCE INVENTORY, ODRVS.

MAINE DEPARTMENT OF HUMAN SERVICES
OFFICE OF DATA, RESEARCH, AND VITAL STATISTICS

TABLE 31
ACTIVE OSTEOPATHIC PHYSICIANS IN MAINE*
COUNTY OF EMPLOYMENT BY BOARD CERTIFIED SPECIALTY**
APRIL 30, 1996

	TOTAL	AND	ARO	CUM	FRA	HAN	KEN	KNO	LIN	OXF	PEN	SAG	SOM	WAL	WAS	YOR
Total	227	12	3	103	3	2	29	1	2	10	12	2	12	2	6	28
BOARD CERTIFIED SPECIALTY																
Anesthesiology	3			1	1											1
Cardiology	2			2												
Dermatology	1						1									
Emergency Medicine	18	2	1	8					1	2					1	3
Gastroenterology	1			1												
General Practice	106	5	2	40	2	1	10			7	9	2	9	2	2	15
Geriatrics	2			1												1
Hematology	1			1												
Manipulative Ther, Osteo	6			3			1									2
Medicine, Internal	22	3		10		1	3		1	1					2	1
Neurology	3			2			1									
Nuclear Medicine	1			1												
Ob &Gyn	4						1				1		1		1	
Ophthalmology	2			1			1									
Orthopedics	3			1			2									
Other Specialty	7			3				1			1					2
Otorhinolaryngology	3			3												
Pathology	2			2												
Pediatrics	6	1		2			2				1					
Phys Med & Rehab	5			3												
Proctology	2			2												
Psychiatry	4						3									1
Radiology	1			1												
Radiology, Diagnostic	3			1			1									1
Sports Medicine	1													1		
Surgery	6			3			2							1		

* LICENSED, ACTIVE PROFESSIONALS WORKING IN MAINE WHO RESPONDED TO THE SURVEY.

** PHYSICIANS WITH TWO BOARD CERTIFIED SPECIALTIES ARE COUNTED TWICE IN THIS TABLE.
EXCLUDES 89 PHYSICIANS WHO REPORTED NO BOARD CERTIFIED SPECIALTY.
SOURCE OF DATA: MAINE COOPERATIVE HEALTH MANPOWER RESOURCE INVENTORY, MAINE

TABLE 31
ACTIVE OSTEOPATHIC PHYSICIANS IN MAINE*
COUNTY OF EMPLOYMENT BY BOARD CERTIFIED SPECIALTY**
APRIL 30, 1996

	TOTAL	AND	ARO	CUM	FRA	HAN	KEN	KNO	LIN	OXF	PEN	SAG	SOM	WAL	WAS	YOR
Surgery, Cardiovascular	1			1												
Surgery, Neurological	2			1												1
Surgery, Ob & Gyn	2	1		1												
Surgery, Orthopedic	3			3												
Surgery, Peripheral Vascular	1			1												
Surgery, Plastic	2			2												
Surgery, Thoracic	2			1			1									
Urology	1			1												

* LICENSED, ACTIVE PROFESSIONALS WORKING IN MAINE WHO RESPONDED TO THE SURVEY.

** PHYSICIANS WITH TWO BOARD CERTIFIED SPECIALTIES ARE COUNTED TWICE IN THIS TABLE.
EXCLUDES 89 PHYSICIANS WHO REPORTED NO BOARD CERTIFIED SPECIALTY.
SOURCE OF DATA: MAINE COOPERATIVE HEALTH MANPOWER RESOURCE INVENTORY, MAINE

62
 TABLE 32
 ACTIVE OSTEOPATHIC PHYSICIANS IN MAINE*
 AGE BY COUNTY OF EMPLOYMENT
 APRIL 30, 1996

	*****AGE*****					
TOTAL	25-34 YEARS	35-44 YEARS	45-54 YEARS	55-64 YEARS	65+ YEARS	

TOTAL	316	30	158	79	34	15
COUNTY OF EMPLOYMENT						
Androscoggin	17	3	11	3	0	0
Aroostook	5	0	3	2	0	0
Cumberland	134	11	65	37	16	5
Franklin	3	0	2	1	0	0
Hancock	2	0	1	1	0	0
Kennebec	42	3	19	8	11	1
Knox	2	0	1	0	0	1
Lincoln	3	1	1	1	0	0
Oxford	14	3	6	3	1	1
Penobscot	18	3	10	3	2	0
Sagadahoc	4	0	2	2	0	0
Somerset	13	1	7	4	0	1
Waldo	3	1	1	0	0	1
Washington	8	0	5	3	0	0
York	48	4	24	11	4	5

* LICENSED, ACTIVE PROFESSIONALS WORKING IN MAINE WHO RESPONDED TO THE SURVEY.

SOURCE OF DATA: MAINE COOPERATIVE HEALTH MANPOWER RESOURCE INVENTORY, ODRVS.

TABLE 33
 ACTIVE OSTEOPATHIC PHYSICIANS IN MAINE*
 COUNTY OF EMPLOYMENT BY FORM OF EMPLOYMENT
 APRIL 30, 1996

*****COUNTY OF EMPLOYMENT*****

	TOTAL	AND	ARO	CUM	FRA	HAN	KEN	KNO	LIN	OXF	PEN	SAG	SOM	WAL	WAS	YOR
	****	****	****	****	****	****	****	****	****	****	****	****	****	****	****	****
TOTAL	316	17	5	134	3	2	42	2	3	14	18	4	13	3	8	48
FORM OF EMPLOYMENT																
Fed Govt	7			1			4			1					1	
Group	48	2		28	1		3			2	3	1	3			5
Group Hlth Plan Facility	6	1		4								1				
Indiv Prac	17	1		2			2		1	1	2		1		1	6
Other	10			2	1		1				2					4
Other Non-Govt	67	8	2	22			8	1	1	4	4	1	1		2	13
Partnership	21	4		6	1	1	3		1	1	1		1	1		1
Solo	132	1	3	65		1	20	1		5	6	1	7	2	4	16
State/Local Govt	1						1									
Unknown	7			4												3

* LICENSED, ACTIVE PROFESSIONALS WORKING IN MAINE WHO RESPONDED TO THE SURVEY.

SOURCE OF DATA: MAINE COOPERATIVE HEALTH MANPOWER RESOURCE INVENTORY, ODRVS.

MAINE DEPARTMENT OF HUMAN SERVICES
 OFFICE OF DATA, RESEARCH, AND VITAL STATISTICS

64
TABLE 34

ACTIVE OSTEOPATHIC PHYSICIANS IN MAINE*
COUNTY OF EMPLOYMENT BY WORK SETTING
APRIL 30, 1996

	COUNTY OF EMPLOYMENT															
	TOTAL	AND	ARO	CUM	FRA	HAN	KEN	KNO	LIN	OXF	PEN	SAG	SOM	WAL	WAS	YOR
	*****	*****	*****	*****	*****	*****	*****	*****	*****	*****	*****	*****	*****	*****	*****	*****
TOTAL	316	17	5	134	3	2	42	2	3	14	18	4	13	3	8	48
WORK SETTING																
Clinic	19	1		11						3	1				1	2
Comm. Hlth Center	4	1			1					1		1				
Fed Facility	6			2			4									
Hospital	77	6	2	34	1		10		2	3	6	1	1		2	9
Nursing Home	1						1									
Other	7			5								1				1
Pract. Office	181	9	3	76	1	2	27	2	1	7	11	1	12	3	4	22
School, College, or Univ	11															11
Unknown	10			6											1	3

* LICENSED, ACTIVE PROFESSIONALS WORKING IN MAINE WHO RESPONDED TO THE SURVEY.

SOURCE OF DATA: MAINE COOPERATIVE HEALTH MANPOWER RESOURCE INVENTORY, ODRVS.

TABLE 35
ACTIVE OSTEOPATHIC PHYSICIANS IN MAINE*
AVERAGE HOURS WORKED PER WEEK WITHIN ACTIVITY** BY PRIMARY SPECIALTY
APRIL 30, 1996

PRIMARY SPECIALTY	NUMBER OF PHYSICIANS*	AVERAGE HOURS/WEEK						
		ALL ACTIVITIES	PATIENT CARE	TEACHING	RESEARCH	ADMINISTRATION	RETAIL	OTHER
	305	47.9	43.3	1.4	0.3	2.5	0.1	0.2
Anesthesiology	5	52.8	47.0	0.6	1.6	3.6	0.0	0.0
Cardiology	3	55.0	55.0	0.0	0.0	0.0	0.0	0.0
Dermatology	1	50.0	50.0	0.0	0.0	0.0	0.0	0.0
Diseases, Pulmonary	2	50.0	50.0	0.0	0.0	0.0	0.0	0.0
Emergency Medicine	26	46.0	40.7	0.8	0.2	4.2	0.0	0.0
Gastroenterology	2	83.5	72.5	6.0	0.0	5.0	0.0	0.0
General Practice	141	45.0	41.7	1.0	0.2	1.8	0.0	0.2
Geriatrics	3	41.3	26.7	4.0	0.0	10.7	0.0	0.0
Gynecology	1	80.0	75.0	0.0	0.0	5.0	0.0	0.0
Manipulative Therapy, Osteopathic	19	44.2	38.3	2.5	0.1	2.7	0.0	0.6
Medicine, Internal	18	54.5	50.9	1.6	0.0	1.9	0.0	0.0
Neurology	2	50.0	50.0	0.0	0.0	0.0	0.0	0.0
Obstetrics	1	44.0	40.0	0.0	0.0	4.0	0.0	0.0
Obstetrics and Gynecology	15	43.9	40.2	0.3	0.1	2.6	0.7	0.0
Occupational & Preventive Medicine	5	51.6	49.0	0.0	0.0	2.6	0.0	0.0
Oncology	1	60.0	56.0	2.0	0.0	2.0	0.0	0.0
Ophthalmology	2	50.5	45.0	0.5	0.0	5.0	0.0	0.0
Orthopedics	7	49.3	39.7	2.4	4.0	3.1	0.0	0.0
Otolaryngology	3	56.7	55.3	0.0	0.0	1.3	0.0	0.0
Otorhinolaryngology	1	34.0	18.0	4.0	0.0	0.0	12.0	0.0
Pathology	1	60.0	60.0	0.0	0.0	0.0	0.0	0.0
Pathology, Anatomic & Clinical & Cytopathology	3	46.7	32.0	1.3	0.0	13.3	0.0	0.0
Pediatrics	6	46.0	39.8	3.2	0.0	3.0	0.0	0.0
Physical Medicine & Rehabilitation	5	40.0	28.2	1.0	1.6	4.0	0.0	5.2
Proctology	2	40.0	40.0	0.0	0.0	0.0	0.0	0.0
Psychiatry	7	46.9	42.3	0.7	0.0	3.4	0.0	0.4

* LICENSED, ACTIVE PROFESSIONALS WORKING IN MAINE WHO RESPONDED TO THE SURVEY.
EXCLUDING 11 PHYSICIANS WITH UNKNOWN HOURS IN ONE OR MORE ACTIVITIES.

**EXCLUDES ON CALL HOURS.

SOURCE OF DATA: MAINE COOPERATIVE HEALTH MANPOWER RESOURCE INVENTORY, ODRVS.

MAINE DEPARTMENT OF HUMAN SERVICES
OFFICE OF DATA, RESEARCH, AND VITAL STATISTICS

TABLE 35

ACTIVE OSTEOPATHIC PHYSICIANS IN MAINE*
 AVERAGE HOURS WORKED PER WEEK WITHIN ACTIVITY** BY PRIMARY SPECIALTY
 APRIL 30, 1996

PRIMARY SPECIALTY	NUMBER OF PHYSICIANS*	AVERAGE HOURS/WEEK						
		ALL ACTIVITIES	PATIENT CARE	TEACHING	RESEARCH	ADMINISTRATION	RETAIL	OTHER
Radiology	1	60.0	60.0	0.0	0.0	0.0	0.0	0.0
Radiology, Diagnostic	3	48.0	46.7	1.0	0.0	0.3	0.0	0.0
Surgery	6	75.2	66.7	4.2	0.0	4.3	0.0	0.0
Surgery, Orthopedic	4	65.0	56.0	5.8	1.0	2.3	0.0	0.0
Urology	2	69.0	65.0	0.0	0.0	4.0	0.0	0.0
Other Specialty	6	57.0	44.2	8.5	0.8	3.5	0.0	0.0
Unknown	1	50.0	50.0	0.0	0.0	0.0	0.0	0.0

* LICENSED, ACTIVE PROFESSIONALS WORKING IN MAINE WHO RESPONDED TO THE SURVEY.

EXCLUDING 11 PHYSICIANS WITH UNKNOWN HOURS IN ONE OR MORE ACTIVITIES.

**EXCLUDES ON CALL HOURS.

SOURCE OF DATA: MAINE COOPERATIVE HEALTH MANPOWER RESOURCE INVENTORY, ODRVS.

TABLE 36
ACTIVE OSTEOPATHIC PHYSICIANS IN MAINE*
AGE BY PRIMARY SPECIALTY
APRIL 30, 1996

	*** Age ***					
	TOTAL	25-34 YEARS	35-44 YEARS	45-54 YEARS	55-64 YEARS	65+ YEARS
	*****	*****	*****	*****	*****	*****
TOTAL	316	30	158	79	34	15
SPECIALTY						
Anesthesiology	5		3	2		
Cardiology	3		1	2		
Dermatology	1			1		
Diseases, Pulmonary	2	1	1			
Emergency Medicine	26		14	12		
Gastroenterology	2		1	1		
General Practice	145	19	67	26	22	11
Geriatrics	3		1	2		
Gynecology	1		1			
Manipulative Therapy, Osteopathic	19	1	11	4	1	2
Medicine, Internal	18	3	9	4	2	
Neurology	2		2			
Obstetrics	1		1			
Obstetrics and Gynecology	15	2	10	2	1	
Occupational & Preventive Medicine	5		2	2	1	
Oncology	1		1			
Ophthalmology	2			2		
Orthopedics	7	1	4	1	1	
Otolaryngology	3		2	1		
Otorhinolaryngology	1			1		
Pathology	1				1	

(CONTINUED)

*LICENSED, ACTIVE PROFESSIONALS WORKING IN MAINE WHO RESPONDED TO THE SURVEY.

SOURCE OF DATA: MAINE COOPERATIVE HEALTH MANPOWER RESOURCE INVENTORY, ODRVS.

MAINE DEPARTMENT OF HUMAN SERVICES
OFFICE OF DATA, RESEARCH, AND VITAL STATISTICS

TABLE 36
 ACTIVE OSTEOPATHIC PHYSICIANS IN MAINE*
 AGE BY PRIMARY SPECIALTY
 APRIL 30, 1996

SPECIALTY	*** Age ***					65+ YEARS
	TOTAL	25-34 YEARS	35-44 YEARS	45-54 YEARS	55-64 YEARS	
	*****	*****	*****	*****	*****	*****
Pathology, Anatomic & Clinical & Cytopathology	3		1	1	1	
Pediatrics	6	1	5			
Physical Medicine & Rehabilitation	5	1	2	1		1
Proctology	2			1		1
Psychiatry	8		4	3	1	
Radiology	2			1	1	
Radiology, Diagnostic	3			3		
Surgery	6		2	3	1	
Surgery, Orthopedic	4		3		1	
Urology	2		1	1		
Other Specialty	7		5	2		
Unknown	5	1	4			

*LICENSED, ACTIVE PROFESSIONALS WORKING IN MAINE WHO RESPONDED TO THE SURVEY.

SOURCE OF DATA: MAINE COOPERATIVE HEALTH MANPOWER RESOURCE INVENTORY, ODRVS.

TABLE 37
ACTIVE OSTEOPATHIC PHYSICIANS IN MAINE*
ON CALL HOURS BY PRIMARY SPECIALTY
APRIL 30, 1996

	*****On Call Hours*****						
	Total	None	1-19 Hours	20-29 Hours	30-39 Hours	40+ Hours	Unknown
	*****	*****	*****	*****	*****	*****	*****
Total	316	104	26	36	19	120	11
SPECIALTY							
Anesthesiology	5			1	1	3	
Cardiology	3		1	1		1	
Dermatology	1	1					
Diseases, Pulmonary	2			1		1	
Emergency Medicine	26	22	4				
Gastroenterology	2						2
General Practice	145	48	14	17	9	53	4
Geriatrics	3	1	1	1			
Gynecology	1			1			
Manipulative Therapy, Osteopathic	19	14	1	1			3
Medicine, Internal	18	2	1	5	2	8	
Neurology	2			1			1
Obstetrics	1						1
Obstetrics and Gynecology	15	1		1	1	12	
Occupational & Preventive Medicine	5	3					2
Oncology	1						1
Ophthalmology	2						2
Orthopedics	7		1				6
Otolaryngology	3				1	2	
Otorhinolaryngology	1	1					
Pathology	1					1	

(CONTINUED)

* LICENSED, ACTIVE PROFESSIONALS WORKING IN MAINE WHO RESPONDED TO THE SURVEY.

SOURCE OF DATA: MAINE COOPERATIVE HEALTH MANPOWER RESOURCE INVENTORY, ODRVS.

MAINE DEPARTMENT OF HUMAN SERVICES
OFFICE OF DATA, RESEARCH, AND VITAL STATISTICS

ACTIVE OSTEOPATHIC PHYSICIANS IN MAINE*
ON CALL HOURS BY PRIMARY SPECIALTY
APRIL 30, 1996

*****On Call Hours*****

SPECIALTY	Total	None	1-19 Hours	20-29 Hours	30-39 Hours	40+ Hours	Unknown
Pathology, Anatomic & Clinical & Cytopathology	3	3					
Pediatrics	6	2			3	1	
Physical Medicine & Rehabilitation	5	4				1	
Proctology	2	1				1	
Psychiatry	8		1	3		3	1
Radiology	2			1			1
Radiology, Diagnostic	3		1		1	1	
Surgery	6	1				5	
Surgery, Orthopedic	4			1	1	2	
Urology	2					2	
Other Specialty	7			1		5	1
Unknown	5		1				4

* LICENSED, ACTIVE PROFESSIONALS WORKING IN MAINE WHO RESPONDED TO THE SURVEY.

SOURCE OF DATA: MAINE COOPERATIVE HEALTH MANPOWER RESOURCE INVENTORY, ODRVS.

TABLE 38
 ACTIVE OSTEOPATHIC PHYSICIANS IN MAINE*
 WEEKS WORKED IN MAINE DURING PREVIOUS YEAR BY AGE
 APRIL 30, 1996

	WEEKS WORKED DURING PREVIOUS YEAR						UNKNOWN
	TOTAL	0-10	11-20	21-30	31-40	41-52	
	*****	*****	*****	*****	*****	*****	*****
TOTAL	316	2	9	3	2	291	9
AGE							
25-34 Years	30		3	1		23	3
35-44 Years	158		6	2	1	145	4
45-54 Years	79	2				76	1
55-64 Years	34					34	
65+ Years	15				1	13	1

* LICENSED, ACTIVE PROFESSIONALS WORKING IN MAINE WHO RESPONDED TO THE SURVEY.

SOURCE OF DATA: MAINE COOPERATIVE HEALTH MANPOWER RESOURCE INVENTORY, ODRVS.

MAINE DEPARTMENT OF HUMAN SERVICES
 OFFICE OF DATA, RESEARCH, AND VITAL STATISTICS

TABLE 39

ACTIVE OSTEOPATHIC PHYSICIANS IN MAINE*
 AVERAGE HOURS WORKED PER WEEK WITHIN ACTIVITY** BY AGE
 APRIL 30, 1996

AGE	NUMBER OF PHYSICIANS*	AVERAGE HOURS/WEEK ALL ACTIVITIES	PATIENT CARE	TEACHING	RESEARCH	ADMINISTRATION	RETAIL	OTHER
	305	47.9	43.3	1.4	0.3	2.5	0.1	0.2
25-34 Years	27	40.2	36.7	1.1	0.9	1.5	0.0	0.0
35-44 Years	154	47.0	42.4	1.8	0.3	2.3	0.1	0.2
45-54 Years	78	52.6	47.6	1.2	0.2	3.3	0.2	0.2
55-64 Years	31	54.7	50.7	0.7	0.3	3.0	0.0	0.0
65+ Years	15	31.9	27.9	0.9	0.0	1.9	0.0	1.2

* LICENSED, ACTIVE PROFESSIONALS WORKING IN MAINE WHO RESPONDED TO THE SURVEY.
 EXCLUDING 11 PHYSICIANS WITH UNKNOWN HOURS IN ONE OR MORE ACTIVITIES.

**EXCLUDES ON CALL HOURS

SOURCE OF DATA: MAINE COOPERATIVE HEALTH MANPOWER RESOURCE INVENTORY, ODRVS.

MAINE DEPARTMENT OF HUMAN SERVICES
 OFFICE OF DATA, RESEARCH, AND VITAL STATISTICS

TABLE 40
 ACTIVE OSTEOPATHIC PHYSICIANS IN MAINE*
 AGE BY FORM OF EMPLOYMENT
 APRIL 30, 1996

	*****AGE*****					
	TOTAL	25-34 YEARS	35-44 YEARS	45-54 YEARS	55-64 YEARS	65+ YEARS
	*****	*****	*****	*****	*****	*****
TOTAL	316	30	158	79	34	15
FORM OF EMPLOYMENT						
Fed Govt	7	2	1		3	1
Group	48	8	23	13	4	
Group Health Plan Facility	6	2	4			
Indiv Prac	17	1	10	1	3	2
Other	10	1	7		2	
Other Non-Govt	67	7	37	18	3	2
Partnership	21	3	10	7	1	
Solo	132	4	63	39	17	9
State/Local Govt	1				1	
Unknown	7	2	3	1		1

* LICENSED, ACTIVE PROFESSIONALS WORKING IN MAINE WHO RESPONDED TO THE SURVEY.

SOURCE OF DATA: MAINE COOPERATIVE HEALTH MANPOWER RESOURCE INVENTORY, ODRVS.

MAINE DEPARTMENT OF HUMAN SERVICES
 OFFICE OF DATA, RESEARCH, AND VITAL STATISTICS

TABLE 41
 ACTIVE OSTEOPATHIC PHYSICIANS IN MAINE*
 AGE BY WORK SETTING
 APRIL 30, 1996

	AGE					
	TOTAL	25-34 YEARS	35-44 YEARS	45-54 YEARS	55-64 YEARS	65+ YEARS
	*****	*****	*****	*****	*****	*****
TOTAL	316	30	158	79	34	15
SETTING						
Hospital	77	8	35	28	6	0
Nursing Home	1	0	0	0	1	0
Clinic	19	2	10	6	1	0
Other	7	1	6	0	0	0
Pract. Office	181	13	96	40	22	10
Commun Hlth Ctr	4	2	1	1	0	0
Fed Facility	6	1	0	0	3	2
School, Coll, or Univ.	11	2	4	2	1	2
Unknown	10	1	6	2	0	1

*LICENSED, ACTIVE PROFESSIONALS WORKING IN MAINE WHO RESPONDED TO THE SURVEY.

SOURCE OF DATA: MAINE COOPERATIVE HEALTH MANPOWER RESOURCE INVENTORY, ODRVS.

TABLE 42
 ACTIVE ALLOPATHIC PHYSICIANS IN MAINE*
 FORM OF EMPLOYMENT BY TOTAL HOURS**
 APRIL 30, 1996

	HOURS WORKED					
	TOTAL	1-19 HOURS	20-29 HOURS	30-39 HOURS	40+ HOURS	UNKNOWN HOURS
	*****	*****	*****	*****	*****	*****
TOTAL	316	12	13	38	242	11
FORM OF EMPLOYMENT						
Solo	132	6	7	12	104	3
Group	48	1	1	5	40	1
Indiv Prac	17	1		2	14	
Partnership	21		1	3	17	
Group Health Plan Facility	6			2	4	
Other Non-Govt	67	3	4	11	49	
State/Local Govt	1				1	
Fed Govt	7			2	5	
Other	10			1	8	1
Unknown	7	1				6

* LICENSED, ACTIVE PROFESSIONALS WORKING IN MAINE WHO RESPONDED TO THE SURVEY.

** EXCLUDES ON CALL HOURS.

SOURCE OF DATA: MAINE COOPERATIVE HEALTH MANPOWER RESOURCE INVENTORY, ODRVS.

MAINE DEPARTMENT OF HUMAN SERVICES
 OFFICE OF DATA, RESEARCH, AND VITAL STATISTICS

/O
 TABLE 43
 ACTIVE OSTEOPATHIC PHYSICIANS IN MAINE*
 WORK SETTING BY TOTAL HOURS**
 APRIL 30, 1996

	HOURS WORKED					UNKNOWN HOURS
	TOTAL	1-19 HOURS	20-29 HOURS	30-39 HOURS	40+ HOURS	
	*****	*****	*****	*****	*****	*****
TOTAL	316	12	13	38	242	11
SETTING						
Hospital	77	1	2	8	63	3
Nursing Home	1				1	
Clinic	19		2	1	16	
Other	17	1	1	2	8	5
Pract Office	181	6	7	24	141	3
Commun Hlth Center	4	1			3	
Fed Facility	6	1		1	4	
School, Coll, or Univ	11	2	1	2	6	

* LICENSED, ACTIVE PROFESSIONALS WORKING IN MAINE WHO RESPONDED TO THE SURVEY.

SOURCE OF DATA: MAINE COOPERATIVE HEALTH MANPOWER RESOURCE INVENTORY, ODRVS.

**EXCLUDES ON CALL HOURS.

MAINE DEPARTMENT OF HUMAN SERVICES
 OFFICE OF DATA, RESEARCH, AND VITAL STATISTICS

TABLE 45
 LICENSED INACTIVE OSTEOPATHIC PHYSICIANS IN MAINE*
 AGE BY COUNTY OF RESIDENCE
 APRIL 30, 1996

	AGE				
	TOTAL	35-44 YEARS	45-54 YEARS	55-64 YEARS	65+ YEARS
	*****	*****	*****	*****	*****
TOTAL	13	1	2	1	9
COUNTY OF RESIDENCE					
Cumberland	5		2		3
Kennebec	2			1	1
Lincoln	1				1
Penobscot	3	1			2
Somerset	2				2

*LICENSED, INACTIVE PROFESSIONALS RESIDING IN MAINE WHO RESPONDED TO THE SURVEY.

SOURCE OF DATA: MAINE COOPERATIVE HEALTH MANPOWER RESOURCE INVENTORY, ODRVS.

MAINE DEPARTMENT OF HUMAN SERVICES
 OFFICE OF DATA, RESEARCH, AND VITAL STATISTICS

78
TABLE 46

OSTEOPATHIC PHYSICIANS WHO WORKED 1 OR MORE WEEKS IN MAINE*
IN THE PAST 12 MONTHS AND ARE PRESENTLY INACTIVE
AGE BY COUNTY OF RESIDENCE
APRIL 30, 1996

	AGE		
	TOTAL	35-44 YEARS	65+ YEARS
	*****	*****	*****
TOTAL	4	1	3
COUNTY OF RESIDENCE			
Cumberland	1	0	1
Penobscot	1	1	0
Somerset	2	0	2

*LICENSED, INACTIVE PROFESSIONALS RESIDING IN MAINE WHO RESPONDED TO THE SURVEY.

SOURCE OF DATA: MAINE COOPERATIVE HEALTH MANPOWER RESOURCE INVENTORY, ODRVS.

TABLE 47
 LICENSED INACTIVE OSTEOPATHIC PHYSICIANS IN MAINE*
 REASON INACTIVE BY COUNTY OF RESIDENCE
 APRIL 30, 1996

	REASON FOR INACTIVITY			
	TOTAL	RETIRED	OTHER	UNKNOWN REASON
	*****	*****	*****	*****
TOTAL	13	10	2	1
COUNTY OF RESIDENCE				
Cumberland	5	4	1	0
Kennebec	2	2	0	0
Lincoln	1	1	0	0
Penobscot	3	2	1	0
Somerset	2	1	0	1

*LICENSED, INACTIVE PROFESSIONALS RESIDING IN MAINE WHO RESPONDED TO THE SURVEY.

SOURCE OF DATA: MAINE COOPERATIVE HEALTH MANPOWER RESOURCE INVENTORY, ODRVS.

MAINE DEPARTMENT OF HUMAN SERVICES
 OFFICE OF DATA, RESEARCH, AND VITAL STATISTICS

Appendices

1996 PHYSICIAN RESOURCE INVENTORY

For Office Use Only
962

Please update all questions, sign and return. Data displayed is based on previous survey responses.

The Maine State Board of Registration in Medicine, in conjunction with the Office of Data, Research, and Vital Statistics, is conducting this resource inventory as a means of maintaining accurate and timely information on physicians. License renewal is not contingent upon completing this inventory, but your cooperation will be appreciated. Thank you.

Brinton Darlington, M.D.
Secretary

1. NAME: _____
Last First Initial

2. HOME ADDRESS: _____
Street State ZIP

3. SEX: 1. Male 2. Female 4. DATE OF BIRTH: _____
Month Day Year

5. ARE YOU CURRENTLY ACTIVE IN THIS PROFESSION? (Currently active means working one or more hours per week in activities related to this profession. Mark YES even if you are temporarily ill or injured, on vacation, moving, or temporarily inactive for other similar reasons.) 1. Yes 5. No

6. IF YOU ARE CURRENTLY ACTIVE AS A PHYSICIAN, ARE YOU ACTIVE AS A RESIDENT IN ONE OF MAINE'S RESIDENCY PROGRAMS?
 1. Yes 2. No

7. IF YOU ARE NOT CURRENTLY ACTIVE AS A PHYSICIAN, PLEASE INDICATE YOUR ACTIVITY STATUS:
 1. Working in another field and seeking work as a physician 5. Not working due to household responsibilities
 2. Working in another field and not seeking work as a physician
 3. Unemployed - seeking work as a physician 6. In training
 4. Retired 7. Other (Please specify) _____

WHAT WAS THE LAST MONTH AND YEAR YOU WORKED AS A PHYSICIAN? _____
Month Year

8. IF YOU ARE CURRENTLY EMPLOYED AS A PHYSICIAN, PLEASE INDICATE THE ADDRESS OF YOUR PRIMARY PLACE OF EMPLOYMENT:

Primary Place of Work Number and Street

City State ZIP Telephone

IF YOU ROUTINELY PROVIDE SERVICES AT A SECONDARY LOCATION, IN A TOWN OTHER THAN THE TOWN OF YOUR PRIMARY PRACTICE, PLEASE REPORT:

Secondary Place of Work City State

PLEASE REPORT THE AVERAGE NUMBER OF PATIENT CARE HOURS YOU PROVIDE EACH WEEK AT YOUR SECONDARY PRACTICE LOCATION: _____ hrs./wk.

9. DID YOU RESIDE OR PRACTICE IN MAINE DURING THE LAST 12 MONTHS? Yes No

IF NO, PLEASE OMIT THE REMAINING QUESTIONS, SIGN, AND RETURN.

10. PLEASE INDICATE THE LOCATION OF SCHOOLS AND YEAR OF GRADUATION FOR YOUR PROFESSIONAL EDUCATION: Medical School _____ Year Graduated _____
State or Foreign Country

Post Graduate Medical Education (Residency) _____
State or Foreign Country

11. PLEASE INDICATE THE NUMBER OF YEARS YOU HAVE BEEN ACTIVE AS A PHYSICIAN SINCE TIME FIRST LICENSED BY ANY STATE (exclude inactive periods of 6 months or more):
 IN MAINE _____ YEARS OTHER LOCATION _____ YEARS

12. DURING THE PAST 12 MONTHS, HOW MANY WEEKS DID YOU WORK AS A PHYSICIAN FOR ONE OR MORE HOURS PER WEEK? (include paid vacation and sick leave):
 IN MAINE _____ WEEKS OTHER LOCATION _____ WEEKS

COMPLETE THE REMAINING QUESTIONS ONLY IF YOU ARE ACTIVE. OTHERWISE, SIGN AND RETURN.

13. PRIMARY FORM OF EMPLOYMENT (Check only one):

SELF-EMPLOYED:

11. solo practice or single owner business

12. partnership or group owned practice or business

EMPLOYED BY:

21. individual practitioner

32. county government

22. retail or wholesale trade establishment

33. state government

23. partnership or group of practitioners

34. federal government (civilian employee, Community Health Center, or Public Health Services)

24. group health plan facility

35. federal government (armed services personnel only)

25. Other nongovernmental employer (i.e., hospital, nursing home, school, business, etc.)

36. National Health Service Corps

31. local government (other than state or county government)

41. unpaid (voluntary) work

42. other (specify) _____

14. PRINCIPAL SETTING OF EMPLOYMENT (Check only one):

- 11. hospital
- 12. nursing home, rest home, convalescent home, chronic disease hospital
- 13. clinic, free-standing
- 14. group health plan facility
- 15. practitioner's office
- 16. Community Health Center
- 21. health facility on military installation
- 22. V.A., Public Health, Indian Health, and other federal facilities
- 31. school or college of Allopathic or Osteopathic medicine or dentistry
- 32. school or college of nursing
- 33. university or college other than medicine, dentistry, or nursing
- 34. school or treatment center for the handicapped or disabled
- 35. elementary or high school
- 36. other schools
- 41. patients' homes
- 42. medical research institution or establishment
- 43. professional or allied health association
- 44. administrative or regulatory health agency
- 51. manufacturing or industrial establishment
- 52. retail, wholesale, or trade establishment
- 72. other (specify) _____

15. HOURS USUALLY SPENT PER WEEK:

- _____ hrs. a. Providing patient care or services (exclude on call hours; include administrative duties, diagnosis and treatment, training provided to interns, residents, students or trainees while providing patient care or services)
- _____ hrs. b. On call
- _____ hrs. c. Teaching course(s) related to this licensed profession (including course preparation)
- _____ hrs. d. Research
- _____ hrs. e. Administration (excluding administrative duties related to the care of patients)
- _____ hrs. f. Retail or wholesale trade
- _____ hrs. g. Other (specify)
- _____ hrs. TOTAL

Of the hours listed in 15a. above, how many were spent providing:

Preventive Medical Care (immunizations, etc.)? _____ hrs. Patient Education? _____ hrs.

16. DO YOU HAVE AN ESTABLISHED SYSTEM IN YOUR OFFICE (e.g., a card file "tickler" system) TO REMIND PATIENTS OF SCHEDULED PREVENTIVE MEDICAL CARE?

1. Yes 2. No

17. PROFESSIONAL SPECIALTY AND HOURS

Please indicate below, your primary, secondary and tertiary specialties along with the number of hours you spend per week in each specialty. NOTE: Use only those hours indicated in 15a. above.

Specialty	Hours (Patient Care)
Primary _____	_____
Secondary _____	_____
Tertiary _____	_____
Total = 15a. above	_____

18. REGARDLESS OF YOUR SPECIALTY, DO YOU DELIVER BABIES?

1. Yes 2. No If Yes, approximately how many deliveries do you provide in a year? _____

19. ARE YOU BOARD CERTIFIED?

1. Yes 2. No If Yes, please specify: _____

20. ARE YOU ACCEPTING NEW PATIENTS? 1. Yes 2. No

21. DO YOU ACCEPT MEDICARE B (Title 18) ASSIGNMENTS? 1. Yes 2. No

22. DO YOU TREAT MEDICAID (Title 19) PATIENTS? 1. Yes 2. No

If Yes, what percent of your practice is Medicaid? (indicate percent)
If Yes, do you limit the percent of Medicaid patients in your practice? 1. Yes 2. No

23. ARE YOU ACCEPTING NEW MEDICAID (Title 19) PATIENTS? 1. Yes 2. No

24. APPROXIMATELY HOW MANY PATIENTS ARE THERE IN YOUR PRACTICE? (indicate number) _____

25. PLEASE ESTIMATE THE PERCENT OF YOUR PATIENT CARE TIME SPENT WITH EACH OF THE FOLLOWING AGE GROUPS:

_____ 0-14 _____ 15-24 _____ 25-44 _____ 45-64 _____ 65+ TOTAL = 100%

26. DO YOU CURRENTLY EMPLOY A PHYSICIAN ASSISTANT OR NURSE PRACTITIONER?

1. Yes 2. No If No, do you anticipate recruiting one in the next year? 1. Yes 2. No

27. DO YOU REFER PATIENTS TO HOME HEALTH AGENCIES? 1. Yes 2. No

If Yes, approximately how many do you refer per week? _____

28. ARE YOU CURRENTLY PARTICIPATING AS A PRIMARY CARE PROVIDER IN A "MANAGED CARE" PROGRAM?

1. Yes 2. No If Yes, please specify _____

SIGNATURE _____ DATE _____

WE INVITE YOUR INQUIRIES INTO THIS DATA BASE FOR PURPOSES OF PLANNING SERVICES.
THANK YOU.

1996 PHYSICIAN RESOURCE INVENTORY

OFFICE USE ONLY					
0	5	0			

Please update all questions, sign and return. Data displayed is based on previous survey responses.

The Maine Board of Osteopathic Licensure, in conjunction with the Office of Data, Research, and Vital Statistics, is conducting this resource inventory as a means of maintaining accurate and timely information on physicians. License renewal is not contingent upon completing this inventory, but your cooperation will be appreciated. Thank you.

Charles Pernice, D.O.
Secretary

1. NAME: _____
Last First Initial

2. HOME ADDRESS: _____
Street State ZIP

3. SEX: 1. Male 2. Female 4. DATE OF BIRTH: _____
Month Day Year

5. ARE YOU CURRENTLY ACTIVE IN THIS PROFESSION? (Currently active means working one or more hours per week in activities related to this profession. Mark YES even if you are temporarily ill or injured, on vacation, moving, or temporarily inactive for other similar reasons.) 1. Yes 5. No

6. IF YOU ARE CURRENTLY ACTIVE AS A PHYSICIAN, ARE YOU ACTIVE AS A RESIDENT IN ONE OF MAINE'S RESIDENCY PROGRAMS?
 1. Yes 2. No

7. IF YOU ARE NOT CURRENTLY ACTIVE AS A PHYSICIAN, PLEASE INDICATE YOUR ACTIVITY STATUS:

- | | |
|---|--|
| 1. <input type="checkbox"/> Working in another field and seeking work as a physician
2. <input type="checkbox"/> Working in another field and not seeking work as a physician
3. <input type="checkbox"/> Unemployed - seeking work as a physician
4. <input type="checkbox"/> Retired | 5. <input type="checkbox"/> Not working due to household responsibilities
6. <input type="checkbox"/> In training
7. <input type="checkbox"/> Other (Please specify) _____ |
|---|--|

WHAT WAS THE LAST MONTH AND YEAR YOU WORKED AS A PHYSICIAN? _____
Month Year

8. IF YOU ARE CURRENTLY EMPLOYED AS A PHYSICIAN, PLEASE INDICATE THE ADDRESS OF YOUR PRIMARY PLACE OF EMPLOYMENT:

<small>Primary Place of Work</small>	<small>Number and Street</small>
<small>City</small>	<small>State</small>
<small>ZIP</small>	<small>Telephone</small>

IF YOU ROUTINELY PROVIDE SERVICES AT A SECONDARY LOCATION, IN A TOWN OTHER THAN THE TOWN OF YOUR PRIMARY PRACTICE, PLEASE REPORT:

<small>Secondary Place of Work</small>	<small>City</small>	<small>State</small>
--	---------------------	----------------------

PLEASE REPORT THE AVERAGE NUMBER OF PATIENT CARE HOURS YOU PROVIDE EACH WEEK AT YOUR SECONDARY PRACTICE LOCATION: _____ hrs./wk.

9. DID YOU RESIDE OR PRACTICE IN MAINE DURING THE LAST 12 MONTHS? Yes No

IF NO, PLEASE OMIT THE REMAINING QUESTIONS, SIGN, AND RETURN.

10. PLEASE INDICATE THE LOCATION OF SCHOOLS AND YEAR OF GRADUATION FOR YOUR PROFESSIONAL EDUCATION: Medical School _____ Year Graduated _____
State or Foreign Country

Post Graduate Medical Education (Residency) _____
State or Foreign Country

11. PLEASE INDICATE THE NUMBER OF YEARS YOU HAVE BEEN ACTIVE AS A PHYSICIAN SINCE TIME FIRST LICENSED BY ANY STATE (exclude inactive periods of 6 months or more):

IN MAINE _____ YEARS OTHER LOCATION _____ YEARS

12. DURING THE PAST 12 MONTHS, HOW MANY WEEKS DID YOU WORK AS A PHYSICIAN FOR ONE OR MORE HOURS PER WEEK? (include paid vacation and sick leave):

IN MAINE _____ WEEKS OTHER LOCATION _____ WEEKS

COMPLETE THE REMAINING QUESTIONS ONLY IF YOU ARE ACTIVE. OTHERWISE, SIGN AND RETURN.

13. PRIMARY FORM OF EMPLOYMENT (Check only one):

SELF-EMPLOYED:

11. solo practice or single owner business

12. partnership or group owned practice or business

EMPLOYED BY:

21. individual practitioner

32. county government

22. retail or wholesale trade establishment

33. state government

23. partnership or group of practitioners

34. federal government (civilian employee, Community Health Center, or Public Health Services)

24. group health plan facility

35. federal government (armed services personnel only)

25. Other nongovernmental employer (i.e., hospital, nursing home, school, business, etc.)

36. National Health Service Corps

31. local government (other than state or county government)

41. unpaid (voluntary) work

42. other (specify) _____

14. PRINCIPAL SETTING OF EMPLOYMENT (Check only one):

- 11. hospital
12. nursing home, rest home, convalescent home, chronic disease hospital
13. clinic, free-standing
14. group health plan facility
15. practitioner's office
16. Community Health Center
21. health facility on military installation
22. V.A., Public Health, Indian Health, and other federal facilities
31. school or college of Allopathic or Osteopathic medicine or dentistry
32. school or college of nursing
33. university or college other than medicine, dentistry, or nursing
34. school or treatment center for the handicapped or disabled
35. elementary or high school
36. other schools
41. patients' homes
42. medical research institution or establishment
43. professional or allied health association
44. administrative or regulatory health agency
51. manufacturing or industrial establishment
52. retail, wholesale, or trade establishment
72. other (specify)

15. HOURS USUALLY SPENT PER WEEK:

- hrs. a. Providing patient care or services (exclude on call hours; include administrative duties, diagnosis and treatment, training provided to interns, residents, students or trainees while providing patient care or services)
hrs. b. On call
hrs. c. Teaching course(s) related to this licensed profession (including course preparation)
hrs. d. Research
hrs. e. Administration (excluding administrative duties related to the care of patients)
hrs. f. Retail or wholesale trade
hrs. g. Other (specify)
hrs. TOTAL

Of the hours listed in 15a. above, how many were spent providing:

Preventive Medical Care (immunizations, etc.)? hrs. Patient Education? hrs.

16. DO YOU HAVE AN ESTABLISHED SYSTEM IN YOUR OFFICE (e.g., a card file "tickler" system) TO REMIND PATIENTS OF SCHEDULED PREVENTIVE MEDICAL CARE?

- 1. Yes 2. No

17. PROFESSIONAL SPECIALTY AND HOURS

Please indicate below, your primary, secondary and tertiary specialties along with the number of hours you spend per week in each specialty. NOTE: Use only those hours indicated in 15a. above.

Table with 2 columns: Specialty (Primary, Secondary, Tertiary) and Hours (Patient Care). Includes a Total = 15a. above row.

18. REGARDLESS OF YOUR SPECIALTY, DO YOU DELIVER BABIES?

- 1. Yes 2. No If Yes, approximately how many deliveries do you provide in a year?

19. ARE YOU BOARD CERTIFIED?

- 1. Yes 2. No If Yes, please specify:

20. ARE YOU ACCEPTING NEW PATIENTS? 1. Yes 2. No

21. DO YOU ACCEPT MEDICARE B (Title 18) ASSIGNMENTS? 1. Yes 2. No

22. DO YOU TREAT MEDICAID (Title 19) PATIENTS? 1. Yes 2. No

If Yes, what percent of your practice is Medicaid? (indicate percent) If Yes, do you limit the percent of Medicaid patients in your practice? 1. Yes 2. No

23. ARE YOU ACCEPTING NEW MEDICAID (Title 19) PATIENTS? 1. Yes 2. No

24. APPROXIMATELY HOW MANY PATIENTS ARE THERE IN YOUR PRACTICE? (indicate number)

25. PLEASE ESTIMATE THE PERCENT OF YOUR PATIENT CARE TIME SPENT WITH EACH OF THE FOLLOWING AGE GROUPS: 0-14 15-24 25-44 45-64 65+ TOTAL = 100%

26. DO YOU CURRENTLY EMPLOY A PHYSICIAN ASSISTANT OR NURSE PRACTITIONER?

- 1. Yes 2. No If No, do you anticipate recruiting one in the next year? 1. Yes 2. No

27. DO YOU REFER PATIENTS TO HOME HEALTH AGENCIES? 1. Yes 2. No

If Yes, approximately how many do you refer per week?

28. ARE YOU CURRENTLY PARTICIPATING AS A PRIMARY CARE PROVIDER IN A "MANAGED CARE" PROGRAM?

- 1. Yes 2. No If Yes, please specify

SIGNATURE DATE

WE INVITE YOUR INQUIRIES INTO THIS DATA BASE FOR PURPOSES OF PLANNING SERVICES. THANK YOU.

APPENDIX 2
POPULATION ESTIMATES OF MAINE COUNTIES
JULY 1, 1996

<u>County</u>	<u>Population</u>
MAINE TOTAL	1,243,316
Androscoggin	101,754
Aroostook	78,113
Cumberland	251,087
Franklin	29,200
Hancock	49,500
Kennebec	116,214
Knox	37,487
Lincoln	31,303
Oxford	53,797
Penobscot	144,989
Piscataquis	18,329
Sagadahoc	35,508
Somerset	52,507
Waldo	35,822
Washington	36,224
York	171,482

Source: Lemieux, D.R., Population Estimates for Minor Civil Divisions by County-
Maine, 1992,
Augusta: Maine Department of Human Services, March, 1998