

MAINE STATE LEGISLATURE

The following document is provided by the
LAW AND LEGISLATIVE DIGITAL LIBRARY
at the Maine State Law and Legislative Reference Library
<http://legislature.maine.gov/lawlib>




Reproduced from scanned originals with text recognition applied
(searchable text may contain some errors and/or omissions)

STATE LAW LIBRARY
AUGUSTA, MAINE

STATE OF MAINE

Department of Education
Federal Projects for Language Minorities
Bureau of Administrative Services
Augusta, ME



DATA COLLECTION REPORT ON LANGUAGE MINORITY CHILDREN

October 1993

Prepared by

Dr. Barney Bérubé, SEA Director
E.S.E.A. Title VII

for

U.S. Department of Education
Attn: Mr. Luis Catarineau
Office of Bilingual Education and Minority Languages Affairs
400 Maryland Avenue, SW Room 421
Reporters Building
Washington, D.C. 20202

LC
3732
.M2
B3
1993

and for
Concerned Citizens About Language Minority Education in Maine

NOV 15 1993

MAINE DEPARTMENT OF EDUCATION

Bureau of Administrative Services

Federal Projects for Language Minorities

Leo G. Martin, Commissioner
Polly Ward, Deputy Commissioner
Mary Majorowicz, Deputy Commissioner

Barney Bérubé, Ph.D., Project Director
E.S.E.A. Title VII (Bilingual Education)

Published with 100% E.S.E.A. Title VII Federal Funds
Printed Under Appropriation No. 013-05A-1114-16

The Maine Department of Education assures equal education opportunity and equal employment/affirmative action, regardless of race, color, national origin, marital status, age, or handicap.

For inquiries governing affirmative action, contact:

Ms. Rosemary Foster
Affirmative Action Office
Department of Education
State House Station #23
Augusta, ME 04333
Tel: (207) 287-4482

ACKNOWLEDGEMENTS

- U.S. Department of Education
Authorization..... Mr. Luis Catarineau, Project Officer
Office of Bilingual Education and
Minority Languages Affairs
- Lau Survey
Administration..... Leo G. Martin, DOE Commissioner
Polly Ward, Deputy Commissioner, Bureau
of Administrative Services
Mr. Dale Elliott, Data Acquisition
Dr. Barney Bérubé, SEA Title VII
Project Director
- Lau Survey
Distribution..... Mr. Rino Nadeau, Staff Assistant
- Lau Survey
Collection and Analysis..... Ms. Kathy Kunces, Consultant
- Database Analysis..... Mr. Dennis Kunces, Consultant
- Maine Educational Assessment..... Dr. Horace Maxcy, Maine Educational
Assessment Consultant
Mr. Stuart Kahl, Richard Hill, and
Charles DePascale, Advanced
Systems, Inc.
- Language Proficiency
Assessments..... Dr. Barney Bérubé, Director ESEA
Title VII
Ms. Susan Parks, ESL Consultant
- Report Preparation..... Dr. Barney Bérubé, Director ESEA
Title VII
Mr. Dennis Kunces, Consultant-Computer
Mr. Rino Nadeau, Project Staff Assistant
Cathy Small, Technical Processing Center

PREFACE

This report is submitted to the United States Department of Education in partial fulfillment of a contractual agreement with the Maine Department of Education. Such a requirement is stipulated in Section 732(b) of the Bilingual Education Act and Section 34 (§548.10).

The Maine Department of Education has assured wide dissemination of this report, particularly as it assists citizens concerned about the education of language minorities in Maine. Among these are: Maine superintendents; Maine School Management Association; Maine Teachers' Association; Maine State Board of Education; the Governor's office; the Education Committee of the Maine State Legislature; minority advocacy organizations; the press; the National Clearinghouse for Bilingual Education; the Maine delegation to Congress; the Office of Bilingual Education and Minority Languages Affairs; Maine State Library; divisions of the Maine Department of Education; and the Maine Advisory Committee to the U.S. Commission on Civil Rights. There are others as well.

Data is presented in the following format:

- Count of Language Minority Children in Maine Public Schools, by District
- Count of Language Minority Children in Maine Non-public Schools, by School
- Subgroup Data on Children of Limited English Proficiency in Maine Public Schools
- Subgroup Data on Children of Limited English Proficiency in Maine Non-Public Schools
- Support Services for Limited English Proficient Children Beyond the Regular Classroom in Maine Public Schools
- Support Services for Limited English Proficient Children Beyond the Regular Classroom in Maine Non-Public Schools
- Methods Used to Identify LEP Public & Private School Students in Maine
- Personnel Support for LEP Children in Schools
- Instructor Credentials for Teaching LEP Children - Public Schools
- Instructor Credentials for Teaching LEP Children - Non-Public Schools
- Native Languages Spoken by Maine Children - Detail Listing and Pie Chart
- Recent Trends in Language Minority Enrollments in Maine Schools
- High Concentration Language Minority Student Enrollments
- Review of ESEA Title VII Funded Projects
- Language Minority Performance on the Maine Educational Assessment

1992-93 COUNT OF LANGUAGE MINORITY CHILDREN IN MAINE PUBLIC SCHOOLS

SCHOOL DISTRICT	TOTAL ENROLLMENT*	TOTAL # OF LANGUAGE MINORITY CHILDREN	TOTAL # OF LANGUAGE MINORITY CHILDREN WHO ARE LIMITED ENGLISH PROFICIENT
* Acton	250	0	0
* Arundel	466	0	0
Auburn	4,519	50	14
Augusta	3,033	52	52
Bangor	4,282	43	16
Bath	2,067	29	21
Biddeford	2,772	73	26
Brewer	1,839	8	4
* Bridgewater	57	0	0
Brunswick	2,890	74	33
Bucksport	1,306	5	2
Cape Elizabeth	1,624	1	1
Caribou	1,831	56	51
* Caswell	38	0	0
* Dedham	211	0	0
Easton	275	0	0
Ellsworth	1,195	2	2
Falmouth	1,217	7	4
Freeport	1,105	4	4
Gorham	2,200	4	4
* Grand Isle	70	33	8
* Harmony	103	0	0
* Isle au Haut	11	0	0
Islesboro	109	0	0
Jay	1,038	3	0
Kittery	1,267	5	5
Lewiston	5,040	256	8
Limestone	1,351	11	11
* Lincolnville	216	0	0
Madawaska	897	364	7
Millinocket	1,305	0	0
* Monhegan Plantation	4	0	0
Monmouth	730	2	0
Old Orchard Beach	1,089	1	0

* Indicates enrollments that are other than K-12

1992-93 COUNT OF LANGUAGE MINORITY CHILDREN IN MAINE PUBLIC SCHOOLS

SCHOOL DISTRICT	TOTAL ENROLLMENT*	TOTAL # OF LANGUAGE MINORITY CHILDREN	TOTAL # OF LANGUAGE MINORITY CHILDREN WHO ARE LIMITED ENGLISH PROFICIENT
Old Town	1,733	28	18
* Peru	230	0	0
Portland	7,789	458	392
* Raymond	457	2	0
Richmond	580	0	0
Sanford	3,890	112	75
Scarborough	2,111	19	6
South Portland	3,264	85	14
Waterville	2,330	12	5
Westbrook	2,813	4	2
Winthrop	1,181	4	0
Yarmouth	1,421	5	5
York	1,784	1	1
SAD 1 - Presque Isle	2,484	5	1
SAD 3 - Unity	1,711	1	1
SAD 4 - Guilford	1,024	5	3
SAD 5 - Rockland	1,678	4	4
SAD 6 - Buxton	4,542	11	10
SAD 7 - North Haven	76	0	0
SAD 8 - Vinalhaven	167	0	0
SAD 9 - Farmington	3,105	15	11
* SAD 10 - Allagash	51	0	0
SAD 11 - Gardiner	1,338	28	5
SAD 12 - Jackman	238	10	5
SAD 13 - Bingham	433	2	0
SAD 14 - Danforth	182	0	0
SAD 15 - Gray	1,982	2	0
SAD 16 - Hallowell	979	3	0
SAD 17 - South Paris	3,812	4	0
SAD 19 - Lubec	311	0	0
SAD 20 - Fort Fairfield	793	2	0
SAD 21 - Dixfield	836	5	1
SAD 22 - Hampden	2,301	14	7
* SAD 23 - Carmel	577	1	0

* Indicates enrollments that are other than K-12

1992-93 COUNT OF LANGUAGE MINORITY CHILDREN IN MAINE PUBLIC SCHOOLS

SCHOOL DISTRICT	TOTAL ENROLLMENT*	TOTAL # OF LANGUAGE MINORITY CHILDREN	TOTAL # OF LANGUAGE MINORITY CHILDREN WHO ARE LIMITED ENGLISH PROFICIENT
SAD 24 - Van Buren	609	132	72
SAD 25 - Sherman Station	710	2	0
* SAD 26 - Eastbrook	103	0	0
SAD 27 - Fort Kent	1,530	122	35
SAD 28 - Camden	1,467	7	2
SAD 29 - Houlton	1,593	4	4
* SAD 30 - Lee	293	1	0
SAD 31 - Howland	865	4	2
SAD 32 - Ashland	474	3	2
SAD 33 - Frenchville	460	207	128
SAD 34 - Belfast	2,047	3	2
SAD 35 - Elliot	2,306	8	1
SAD 36 - Livermore Falls	1,166	1	0
SAD 37 - Harrington	1,064	1	0
* SAD 38 - Carmel	301	0	0
SAD 39 - Buckfield	719	5	0
SAD 40 - Waldoboro	2,407	8	8
SAD 41 - Milo	1,115	2	0
SAD 42 - Mars Hill	580	7	2
SAD 43 - Mexico	1,813	6	6
SAD 44 - Bethel	1,180	2	2
SAD 45 - Washburn	537	3	0
SAD 46 - Dexter	1,360	0	0
SAD 47 - Oakland	2,447	18	1
SAD 48 - Newport	2,385	4	2
SAD 49 - Fairfield	2,808	8	0
SAD 50 - Thomaston	1,142	1	0
SAD 51 - Cumberland	1,735	2	1
SAD 52 - Turner	2,171	66	66
* SAD 53 - Pittsfield	828	9	2
SAD 54 - Skowhegan	3,230	1	1
SAD 55 - Cornish	1,325	0	0
SAD 56 - Searsport	959	2	0
SAD 57 - Waterboro	3,247	3	3

* Indicates enrollments that are other than K-12

1992-93 COUNT OF LANGUAGE MINORITY CHILDREN IN MAINE PUBLIC SCHOOLS

SCHOOL DISTRICT	TOTAL ENROLLMENT*	TOTAL # OF LANGUAGE MINORITY CHILDREN	TOTAL # OF LANGUAGE MINORITY CHILDREN WHO ARE LIMITED ENGLISH PROFICIENT
SAD 58 - Kingfield	1,081	3	3
SAD 59 - Madison	1,202	3	0
SAD 60 - North Berwick	3,209	34	18
SAD 61 - Naples	2,320	7	0
* SAD 62 - Pownel	277	1	0
* SAD 63 - East Holden	726	0	0
SAD 64 - Corinth	1,361	0	0
* SAD 65 - Matinicus Island	8	0	0
SAD 67 - Lincoln	1,373	2	0
* SAD 68 - Dover-Foxcroft	1,030	0	0
SAD 70 - Hodgdon	782	0	0
SAD 71 - Kennebunk	2,124	36	29
* SAD 72 - Fryeburg	905	3	0
SAD 74 - N. Anson	997	6	0
SAD 75 - Topsham	3,391	43	43
* SAD 76 - Swan's Island	50	0	0
* SAD 77 - East Machias	447	0	0
* Union 7 - Dayton	133	0	0
* Union 7 - Saco	1,787	19	19
* Union 29 - Mechanic Falls	453	2	2
* Union 29 - Minot	305	0	0
* Union 29 - Poland	592	1	0
* Union 30 - Durham	422	1	1
Union 30 - Lisbon Falls	1,634	29	15
* Union 34 - Glenburn	677	4	2
Union 34 - Hermon	758	1	0
Union 37 - Rangeley	246	0	0
* Union 42 - Manchester	249	0	0
* Union 42 - Mt. Vernon	171	0	0
* Union 42 - Readfield	305	1	1
* Union 42 - Wayne	139	0	0
* Union 44 - Litchfield	415	0	0
* Union 44 - Sabattus	529	13	0
* Union 44 - Wales	178	0	0

* Indicates enrollments that are other than K-12

1992-93 COUNT OF LANGUAGE MINORITY CHILDREN IN MAINE PUBLIC SCHOOLS

SCHOOL DISTRICT	TOTAL ENROLLMENT*	TOTAL # OF LANGUAGE MINORITY CHILDREN	TOTAL # OF LANGUAGE MINORITY CHILDREN WHO ARE LIMITED ENGLISH PROFICIENT
* Union 47 - Georgetown	96	2	0
* Union 47 - Phippsburg	245	0	0
* Union 47 - West Bath	142	1	0
* Union 47 - Woolwich	360	0	0
* Union 48 - Dresden	131	0	0
Union 48 - Wiscasset	1,113	0	0
* Union 49 - Edgecomb	83	0	0
* Union 49 - Southport	52	0	0
* Union 51 - Chelsea	322	0	0
* Union 51 - Jefferson	310	0	0
* Union 51 - Palermo	153	0	0
* Union 51 - Somerville	85	0	0
* Union 51 - Whitefield	314	0	0
* Union 51 - Windsor	295	1	1
* Union 52 - China	627	2	1
* Union 52 - Vasselboro	527	0	0
Union 52 - Winslow	1,565	5	3
Union 60 - Greenville	416	9	8
* Union 60 - Shirley	20	0	0
* Union 69 - Appleton	167	2	0
* Union 69 - Hope	138	1	0
* Union 74 - Breman	38	0	0
* Union 74 - Bristol	297	0	0
* Union 74 - Nobleboro	206	0	0
* Union 74 - South Bristol	66	0	0
* Union 76 - Brooklin	88	0	0
* Union 76 - Sedgwick	119	2	0
Union 87 - Orono	873	28	6
* Union 87 - Veazie	167	2	0
* Union 90 - Alton	80	0	0
* Union 90 - Bradley	74	0	0
* Union 90 - Greenbush	264	0	0
* Union 90 - Milford	459	8	1
* Union 91 - Orland	306	0	0

* Indicates enrollments that are other than K-12

1992-93 COUNT OF LANGUAGE MINORITY CHILDREN IN MAINE PUBLIC SCHOOLS

SCHOOL DISTRICT	TOTAL ENROLLMENT*	TOTAL # OF LANGUAGE MINORITY CHILDREN	TOTAL # OF LANGUAGE MINORITY CHILDREN WHO ARE LIMITED ENGLISH PROFICIENT
* Union 91 - Orrington	429	1	1
* Union 92 - Hancock	207	1	1
* Union 92 - Lamoine	179	0	0
* Union 92 - Otis	113	0	0
* Union 92 - Surry	144	2	2
* Union 92 - Trenton	158	0	0
* Union 93 - Blue Hill	271	0	0
* Union 93 - Brooksville	81	0	0
* Union 93 - Castine	71	0	0
* Union 93 - Penobscot	148	0	0
* Union 96 - Gouldsboro	218	0	0
* Union 96 - Steuben	151	0	0
* Union 96 - Winter Harbor	161	1	0
* Union 98 - Bar Harbor	539	1	1
* Union 98 - Cranberry Isles	30	0	0
* Union 98 - Frenchboro	12	0	0
* Union 98 - Mt. Desert	249	1	0
* Union 98 - Southwest Harbor	248	2	2
* Union 98 - Tremont	160	1	1
* Union 102 - Jonesboro	90	0	0
Union 102 - Machias	599	2	0
* Union 102 - Wesley	16	0	0
* Union 103 - Beals	109	0	0
* Union 103 - Jonesport	191	0	0
* Union 104 - Charlotte	46	0	0
Union 104 - Eastport	411	2	0
* Union 104 - Pembroke	107	0	0
* Union 104 - Perry	99	0	0
* Union 106 - Alexander	87	2	0
Union 106 - Calais	870	1	0
* Union 106 - Robbinston	79	0	0
* Union 107 - Princeton	223	0	0
Union 107 - Woodland	547	1	0
* Union 108 - Vanceboro	19	0	0

* Indicates enrollments that are other than K-12

1992-93 COUNT OF LANGUAGE MINORITY CHILDREN IN MAINE PUBLIC SCHOOLS

SCHOOL DISTRICT	TOTAL ENROLLMENT*	TOTAL # OF LANGUAGE MINORITY CHILDREN	TOTAL # OF LANGUAGE MINORITY CHILDREN WHO ARE LIMITED ENGLISH PROFICIENT
* Union 110 - Reed Plantation	33	0	0
Union 113 - East Millinocket	591	6	2
* Union 113 - Medway	324	2	2
* Union 122 - New Sweden	114	0	0
* Union 122 - Stockholm	64	1	1
* Union 122 - Woodland	200	0	0
CSD 3 - Boothbay Harbor	831	2	0
* CSD 4 - Flander's Bay	310	0	0
* CSD 7 - Mount Desert Island	449	0	0
* CSD 8 - Airline	58	0	0
CSD 9 - Southern Aroostook	587	1	0
* CSD 10 - Readfield	639	1	0
* CSD 11 - Schoodic	380	3	0
* CSD 12 - East Range	26	0	0
CSD 13 - Deer Isle	502	0	0
* CSD 14 - Great Salt Bay	407	0	0
* CSD 15 - Oak Hill	462	8	0
* CSD 17 - Moosabec	119	0	0
CSD 18 - Wells	1,519	2	0
Baxter School for the Deaf	70	24	24
* Beatrice Rafferty School	157	157	157
* EUT - State of ME - Benedicta	38	0	0
* EUT - State of ME - Brookton	18	0	0
* EUT - State of ME - Brookton	19	0	0
* EUT - State of ME - Connor	42	4	0
* EUT - State of ME - Edmunds	100	0	0
* EUT - State of ME - Kingman	42	0	0
* EUT - State of ME - Rockwood	21	0	0
* EUT - State of ME - Sinclair	30	3	0
* Indian Island School	108	0	0
* Indian Township School	185	185	185
* Maine Youth Center	212	0	0
Totals	207,779	3,256	1,713

* Indicates enrollments that are other than K-12

1992-93 COUNT OF LANGUAGE MINORITY CHILDREN IN MAINE NON-PUBLIC SCHOOLS

SCHOOL DISTRICT	TOTAL ENROLLMENT*	TOTAL # OF LANGUAGE MINORITY CHILDREN	TOTAL # OF LANGUAGE MINORITY CHILDREN WHO ARE LIMITED ENGLISH PROFICIENT
* Aroostook Academy - Caribou	9	1	0
* Averill School - Hinckley	65	13	0
Bay School - Blue Hill	53	1	0
Berwick Academy - S. Berwick	401	4	0
* Breakwater School - Portland	110	0	0
Canaan Christian School	64	2	2
* Carrabassett Valley Academy	81	4	3
* Cathedral School - Portland	93	2	1
* Catherine McAuley High School	195	6	0
* Center for Teaching & Learning	48	0	0
Central Maine Christian Academ	70	0	0
* Cerebral Palsy Center	5	0	0
* Cheverus High School	268	8	7
* Child Development Center	15	1	0
* Children's House Montessori	19	0	0
* Children's Playhouse - Gorham	3	0	0
* Children's Sch for Arts & Sci.	18	0	0
* Community School - Camden	8	0	0
* Deck House School - Edgecomb	7	0	0
* Elan School - Poland Springs	127	0	0
* Erskine Academy - China	407	0	0
* Florence Lombard School -Saco	7	0	0
* Foxcroft Academy	461	0	0
* Fryebury Academy	453	31	29
* George Stevens Academy	326	0	0
* Gould Academy - Bethel	197	15	3
Greater Portland Christian	65	0	0
* Hebron Academy	206	27	19
* Hilltop School - Bangor	19	0	0
* Holy Cross School - Lewiston	455	2	0
* Hyde School - Bath	192	8	0
* John Bapst High School -Bangor	418	7	0
* Kennebec Montessori School	46	0	0
Kennebunk Christian Academy	85	2	1

* Indicates enrollments that are other than K-12

1992-93 COUNT OF LANGUAGE MINORITY CHILDREN IN MAINE NON-PUBLIC SCHOOLS

SCHOOL DISTRICT	TOTAL ENROLLMENT*	TOTAL # OF LANGUAGE MINORITY CHILDREN	TOTAL # OF LANGUAGE MINORITY CHILDREN WHO ARE LIMITED ENGLISH PROFICIENT
* Kents Hill School - Kents Hill	128	24	14
* Lee Academy	241	38	0
* Levey Hebrew Day School	35	1	0
* Lincoln Academy - Newcastle	469	3	3
* Little Red School House	3	0	0
* MCI - Pittsfield	391	21	15
Merriconeag School - Freeport	46	0	0
* Mount Merici - Waterville	187	4	1
North Yarmouth Academy	225	1	0
* Notre Dame de Lourdes - Saco	140	7	0
* Opportunity Training Center	31	0	0
Ossipee Valley Christian Schoo	52	0	0
Pen Bay Christian School	29	0	0
* Penobscot Christian School	63	0	0
* Pine Grove Development Center	15	1	0
Pine Tree Academy - Freeport	131	1	0
Riley School - Glen Cove	52	0	0
* Rocking Horse Child Care Cente	5	0	0
School Around Us - Arundel	32	0	0
Seventh Day Adventist - Bangor	11	0	0
* Sheepscot Valley Children's Ho	45	0	0
* Spurwink School	144	1	0
* St. Athanasius - Rumford	135	0	0
* St. Augustine School - Augusta	170	3	1
* St. Dominic's - Lewiston	246	3	3
* St. Elizabeth's - Portland	7	0	0
* St. James School - Biddeford	511	1	0
* St. John's School - Bangor	249	1	0
* St. John's School - Brunswick	225	3	3
* St. John's School - Winslow	158	0	0
* St. Joseph's - Lewiston	201	0	0
* St. Joseph's School - Portland	245	13	0
* St. Mary's School - Augusta	236	9	0
* St. Mary's School - Bangor	80	1	0

* Indicates enrollments that are other than K-12

1992-93 COUNT OF LANGUAGE MINORITY CHILDREN IN MAINE NON-PUBLIC SCHOOLS

SCHOOL DISTRICT	TOTAL ENROLLMENT*	TOTAL # OF LANGUAGE MINORITY CHILDREN	TOTAL # OF LANGUAGE MINORITY CHILDREN WHO ARE LIMITED ENGLISH PROFICIENT
* St. Mary's School - Houlton	68	0	0
* St. Patrick's School- Portland	198	5	0
* St. Peter's School - Lewiston	172	0	0
* St. Thomas School - Sanford	228	4	0
* Sweetser School - Saco	92	0	0
* Thornton Academy	901	24	2
* Toddy Pond School - Belfast	22	0	0
* University School - Portland	0	0	0
* Washington Academy	372	0	0
Waynelete School - Portland	516	2	0
* Wiley House Treatment Center	34	0	0
Willimantic Christian School	13	0	0
* Woodford's Educational Center	17	0	0
Totals	12,567	305	107

* Indicates enrollments that are other than K-12

SUBGROUP DATA ON CHILDREN OF LIMITED ENGLISH PROFICIENCY (LEP) IN MAINE PUBLIC SCHOOLS, 1992-93

SCHOOL DISTRICT	TOTAL LEP ENROLLED	# OF LEP IN USA 3 YRS/LESS	# OF LEP WHO ARE REFUGEES	# OF LEP RECEIVING SUPPLEMENTAL INSTRU. SUPPORT	# OF LEP NOT RECV. SUPPLEMENTAL INSTRU. SUPPORT	# OF LEP RETAINED IN SAME GRADE AS IN 1991	# OF LEP REFERRED TO SPEC. EDUCA.	# OF LEP PLACED IN SPEC.ED.	# OF LEP DROPPED OUT SINCE 3/1/92	# OF LEP ENROLLED IN VOCAT. EDUCATION	# OF LEP ENROLLED IN EXPL. VOCAT. EDUCATION	# OF LEP ENROLLED IN PROGRAMS UNDER ESEA CHAPTER 1	# OF LEP IN G &
Auburn	14	5	0	14	0	0	0	0	0	0	0	1	0
Augusta	52	12	20	46	6	0	0	0	1	1	11	8	4
Bangor	16	15	0	15	1	1	0	1	0	0	1	2	0
Bath	21	5	0	9	12	0	0	0	0	1	1	2	0
Biddeford	26	15	23	19	7	0	0	0	1	0	4	1	1
Brewer	4	0	0	3	1	0	0	0	0	0	0	2	0
Brunswick	33	6	0	17	16	0	1	1	0	2	2	8	0
Bucksport	2	1	1	2	0	0	0	1	0	1	2	1	0
Cape Elizabeth	1	0	0	1	0	0	0	0	0	0	0	0	0
Caribou	51	0	0	51	0	0	0	0	0	0	27	51	0
Ellsworth	2	2	0	2	0	0	0	0	0	0	0	0	2
Falmouth	4	2	0	2	2	0	1	1	0	0	0	0	0
Freeport	4	2	0	2	2	0	1	1	0	0	0	0	0
Gorham	4	0	0	0	4	0	0	0	0	0	0	0	0
Grand Isle	8	0	0	8	0	0	0	0	0	0	0	8	0
Kittery	5	1	0	1	4	0	0	0	0	0	0	0	0
Lewiston	8	2	6	8	0	0	1	1	0	0	2	6	1
Limestone	11	0	0	11	0	0	0	0	0	0	0	0	0
Madawaska	7	5	0	6	1	0	0	1	0	0	3	1	0
Old Town	18	17	0	17	1	0	0	0	0	0	0	2	0
Portland	392	311	373	392	0	0	7	6	13	15	68	22	0
Sanford	75	7	43	75	0	0	0	0	0	5	4	7	0

SUBGROUP DATA ON CHILDREN OF LIMITED ENGLISH PROFICIENCY (LEP) IN MAINE PUBLIC SCHOOLS, 1992-93

SCHOOL DISTRICT	TOTAL LEP ENROLLED	# OF LEP IN USA 3 YRS/LESS	# OF LEP WHO ARE REFUGEES	# OF LEP RECEIVING SUPPLEMENTAL INSTRUCT. SUPPORT	# OF LEP NOT RECV. SUPPLEMENTAL INSTRUCT. SUPPORT	# OF LEP RETAINED IN SAME GRADE AS IN 1991	# OF LEP REFERRED TO SPEC. EDUCA.	# OF LEP PLACED IN SPEC.ED.	# OF LEP DROPPED OUT SINCE 3/1/92	# OF LEP ENROLLED IN VOCAT. EDUCATION	# OF LEP ENROLLED IN EXPL. VOCAT. EDUCATION	# OF LEP ENROLLED IN PROGRAMS UNDER ESEA CHAPTER 1	# OF LEP IN G & T
SAD 33 - Frenchville	128	2	0	64	64	0	16	16	0	8	33	24	0
SAD 34 - Belfast	2	0	0	2	0	0	0	0	0	0	1	1	0
SAD 35 - Elliot	1	1	0	1	0	0	1	0	0	0	0	0	0
SAD 40 - Waldoboro	8	0	0	8	0	0	0	0	0	0	0	2	0
SAD 42 - Mars Hill	2	0	0	0	2	0	0	0	0	0	0	0	0
SAD 43 - Mexico.	6	0	2	4	2	0	0	0	0	0	0	1	0
SAD 44 - Bethel	2	0	0	1	1	0	0	0	0	0	1	0	0
SAD 47 - Oakland	1	1	0	1	0	0	0	0	0	0	1	0	0
SAD 48 - Newport	2	2	0	2	0	0	2	0	0	0	0	2	0
SAD 51 - Cumberland	1	0	0	0	1	0	0	0	0	0	0	0	0
SAD 52 - Turner	66	18	0	27	39	1	2	1	0	0	6	1	0
SAD 53 - Pittsfield	2	0	0	2	0	0	0	2	0	0	0	0	0
SAD 54 - Skowhegan	1	0	0	1	0	0	0	0	0	0	0	0	0
SAD 57 - Waterboro	3	2	0	2	1	0	0	0	0	0	0	0	0
SAD 58 - Kingfield	3	0	3	0	3	0	0	0	0	0	0	0	0
SAD 60 - North Berwick	18	1	15	18	0	0	1	1	0	0	1	0	0
SAD 71 - Kennebunk	29	17	8	29	0	0	1	0	0	0	29	6	1
SAD 75 - Topsham	43	7	0	7	36	0	0	0	0	0	0	0	1
Union 7 - Saco	19	1	0	8	11	0	2	1	0	0	6	0	0
Union 29 - Mechanic Falls	2	1	0	0	2	0	0	0	0	0	0	0	0
Union 30 - Durham	1	1	0	1	0	0	0	0	0	0	0	0	0
Union 30 - Lisbon Falls	15	3	0	12	3	0	1	1	0	0	0	1	1

SUBGROUP DATA ON CHILDREN OF LIMITED ENGLISH PROFICIENCY (LEP) IN MAINE PUBLIC SCHOOLS, 1992-93

SCHOOL DISTRICT	TOTAL LEP ENROLLED	# OF LEP IN USA 3 YRS/LESS	# OF LEP WHO ARE REFUGEES	# OF LEP RECEIVING SUPPLEMENTAL INSTRUC. SUPPORT	# OF LEP NOT RECV. SUPPLEMENTAL INSTRUC. SUPPORT	# OF LEP RETAINED IN SAME GRADE AS IN 1991	# OF LEP REFERRED TO SPEC. EDUCA.	# OF LEP PLACED IN SPEC.ED.	# OF LEP DROPPED OUT SINCE 3/1/92	# OF LEP ENROLLED IN VOCAT. EDUCATION	# OF LEP ENROLLED IN EXPL. VOCAT. EDUCATION	# OF LEP ENROLLED IN PROGRAMS UNDER ESEA CHAPTER 1	# OF LEP IN G & T
Union 34 - Glenburn	2	0	0	2	0	0	2	2	0	0	0	0	0
Union 42 - Readfield	1	1	0	1	0	0	0	0	0	0	0	0	0
Union 51 - Windsor	1	0	0	0	1	0	0	0	0	0	0	0	0
Union 52 - China	1	0	0	0	1	0	0	0	0	0	0	0	0
Union 52 - Winslow	3	2	0	3	0	0	1	1	0	0	1	0	0
Union 60 - Greenville	8	0	0	5	3	0	2	0	0	0	0	0	0
Union 87 - Orono	6	6	0	6	0	0	1	1	0	0	5	0	0
Union 90 - Milford	1	0	0	0	1	0	0	0	0	0	0	0	0
Union 91 - Orrington	1	0	0	0	1	0	0	0	0	0	0	0	0
Union 92 - Hancock	1	0	0	0	1	0	0	0	0	0	0	0	0
Union 92 - Surry	2	2	2	2	0	0	0	0	0	0	0	0	0
Union 98 - Bar Harbor	1	0	0	0	1	0	0	0	0	0	0	0	0
Union 98 - Southwest Harbor	2	0	0	0	2	0	0	0	0	0	0	0	0
Union 98 - Tremont	1	0	0	1	0	0	0	0	0	0	0	0	0
Union 113 - East Millinocket	2	2	0	2	0	0	0	0	0	0	2	0	0
Union 113 - Medway	2	2	2	0	2	0	0	0	0	0	1	0	0
Union 122 - Stockholm	1	0	0	1	0	0	1	1	0	0	0	1	0
Baxter School for the Deaf	24	0	0	24	0	0	0	24	0	4	4	0	0
Beatrice Rafferty School	157	0	0	157	0	0	9	4	0	0	0	0	0
Indian Township School	185	0	0	2	183	0	0	0	0	0	0	61	0
Totals	1,713	521	510	1207	506	3	61	97	15	45	226	238	51

SUBGROUP DATA ON CHILDREN OF LIMITED ENGLISH PROFICIENCY (LEP) IN MAINE, NON-PUBLIC SCHOOLS 1992-93

SCHOOL DISTRICT	TOTAL LEP ENROLLED	# OF LEP IN USA 3 YRS/LESS	# OF LEP WHO ARE REFUGEES	# OF LEP RECEIVING SUPPLEMENTAL INSTRUCTION SUPPORT	# OF LEP NOT RECV. SUPPLEMENTAL INSTRUCTION SUPPORT	# OF LEP RETAINED IN SAME GRADE AS IN 1991	# OF LEP REFERRED TO SPEC. EDUCATION	# OF LEP PLACED IN SPEC. ED.	# OF LEP DROPPED OUT SINCE 3/1/92	# OF LEP ENROLLED IN VOCATIONAL EDUCATION	# OF LEP ENROLLED IN EXPL. VOCATIONAL EDUCATION	# OF LEP ENROLLED IN PROGRAMS UNDER ESEA CHAPTER 1	# OF LEP IN G & T
Canaan Christian School	2	0	0	0	2	0	0	0	0	0	0	0	0
Carrabassett Valley Academy	3	3	0	3	0	0	0	0	0	0	0	0	0
Cathedral School - Portland	1	1	0	1	0	0	0	0	0	0	0	1	0
Cheverus High School	7	7	0	7	0	0	0	0	0	0	0	0	0
Fryebury Academy	29	27	0	17	12	0	4	4	0	0	0	0	0
Gould Academy - Bethel	3	3	0	3	0	0	0	3	0	0	0	0	0
Hebron Academy	19	19	0	19	0	0	0	0	0	0	0	0	0
Kennebunk Christian Academy	1	1	0	1	0	0	0	0	0	0	0	0	0
Kents Hill School - Kents Hill	14	14	0	14	0	0	0	0	0	0	0	0	0
Lincoln Academy - Newcastle	3	0	0	3	0	0	0	0	0	0	0	0	0
MCI - Pittsfield	15	0	0	0	15	0	0	0	0	0	0	0	0
Mount Merici - Waterville	1	0	0	1	0	0	0	0	0	0	0	0	0
St. Augustine School - Augusta	1	0	0	0	1	1	0	0	0	0	0	0	0
St. Dominic's - Lewiston	3	0	0	3	0	0	0	0	0	0	0	0	0
St. John's School - Brunswick	3	0	0	2	1	1	0	0	0	0	0	2	0
Thornton Academy	2	0	1	2	0	0	1	0	0	0	0	0	0
Totals	107	75	1	76	31	2	5	7	0	0	0	3	0

SUPPORT SERVICES FOR LIMITED ENGLISH PROFICIENT (LEP) CHILDREN BEYOND THE REGULAR
CLASSROOM IN MAINE PUBLIC SCHOOLS 1992-93

SCHOOL DISTRICT	BILINGUAL EDUCATION	ESL IN LIEU OF ENGLISH LANGUAGE ARTS	ESL PULLOUT	ESL TUTOR SCHOOL HOURS	ESL TUTOR AFTER SCHOOL	SUMMER SCHOOL ESL	ADULT EDUCATION ESL	SHELTERED ENGLISH	HOME STUDY	SPECIAL EDUCATION	SUBMERSSION	IMMERSION	OTHER METHODS
Auburn		X	X	X									
Augusta		X	X	X	X	X				X			
Bangor		X	X	X		X				X	X		X
Bath			X	X									
Biddeford			X	X									
Brewer			X	X	X								
Brunswick		X	X	X		X	X			X			
Bucksport				X	X					X	X		
Cape Elizabeth				X									
Caribou	X		X	X	X	X				X			
Ellsworth					X								
Falmouth		X		X									
Freeport		X	X										
Gorham													
Grand Isle				X		X					X		X
Kittery				X									
Lewiston							X			X			X
Limestone		X	X	X	X	X				X	X		X
Madawaska						X						X	X
Old Town				X									
Portland	X	X		X	X	X	X	X		X			X
Sanford		X	X	X	X	X	X	X					

SUPPORT SERVICES FOR LIMITED ENGLISH PROFICIENT (LEP) CHILDREN BEYOND THE REGULAR
CLASSROOM IN MAINE PUBLIC SCHOOLS 1992-93

SCHOOL DISTRICT	BILINGUAL EDUCATION	ESL IN LIEU OF ENGLISH LANGUAGE ARTS	ESL PULLOUT	ESL TUTOR SCHOOL HOURS	ESL TUTOR AFTER SCHOOL	SUMMER SCHOOL ESL	ADULT EDUCATION ESL	SHELTERED ENGLISH	HOME STUDY	SPECIAL EDUCATION	SUBMERSION	IMMERSION	OTHER METHODS
Union 34 - Glenburn													
Union 42 - Readfield				X	X								
Union 51 - Windsor													
Union 52 - China													
Union 52 - Winslow				X	X								X
Union 60 - Greenville		X	X	X									
Union 87 - Orono			X										
Union 90 - Milford		X	X	X		X				X			
Union 91 - Orrington													
Union 92 - Hancock													
Union 92 - Surry		X											
Union 98 - Bar Harbor													
Union 98 - Southwest Harbor													
Union 98 - Tremont				X	X								
Union 113 - East Millinocket			X	X									
Union 113 - Medway			X	X		X							
Union 122 - Stockholm						X					X		
Baxter School for the Deaf										X			
Beatrice Rafferty School	X												
Indian Township School	X					X				X			
Totals	7	22	34	53	18	17	6	6	2	18	9	6	15

SUPPORT SERVICES FOR LIMITED ENGLISH PROFICIENT (LEP) CHILDREN BEYOND THE REGULAR CLASSROOM IN MAINE NON-PUBLIC SCHOOLS 1992-93

SCHOOL DISTRICT	BILINGUAL EDUCATION	ESL IN LIEU OF ENGLISH LANGUAGE ARTS	ESL PULLOUT	ESL TUTOR SCHOOL HOURS	ESL TUTOR AFTER SCHOOL	SUMMER SCHOOL ESL	ADULT EDUCATION ESL	SHELTERED ENGLISH	HOME STUDY	SPECIAL EDUCATION	SUBMERSION	IMMERSION	OTHER METHODS
Canaan Christian School											X		
Carrabassett Valley Academy	X		X	X	X						X		
Cathedral School - Portland													X
Cheverus High School			X					X					
Fryebury Academy	X			X	X					X	X		
Gould Academy - Bethel				X	X								
Hebron Academy	X					X			X		X		
Kennebunk Christian Academy											X		
Kents Hill School - Kents Hill	X		X	X									
Lincoln Academy - Newcastle				X									
MCI - Pittsfield													
Mount Merici - Waterville													
St. Augustine School - Augusta													
St. Dominic's - Lewiston											X		X
St. John's School - Brunswick						X							
Thornton Academy	X			X						X			X
Totals	0	5	3	6	3	2	0	1	1	2	6	0	3

SUPPORT SERVICES FOR LIMITED ENGLISH PROFICIENT (LEP) CHILDREN BEYOND THE REGULAR CLASSROOM IN MAINE NON-PUBLIC SCHOOLS 1992-93

SCHOOL DISTRICT	BILINGUAL EDUCATION	ESL IN LIEU OF ENGLISH LANGUAGE ARTS	ESL PULLOUT	ESL TUTOR SCHOOL HOURS	ESL TUTOR AFTER SCHOOL	SUMMER SCHOOL ESL	ADULT EDUCATION ESL	SHELTERED ENGLISH	HOME STUDY	SPECIAL EDUCATION	SUBMERSION	IMMERSION	OTHER METHODS
Canaan Christian School											X		
Carrabassett Valley Academy	X		X	X	X						X		
Cathedral School - Portland													X
Cheverus High School			X					X					
Fryebury Academy	X			X	X					X	X		
Gould Academy - Bethel				X	X								
Hebron Academy	X					X			X		X		
Kennebunk Christian Academy											X		
Kents Hill School - Kents Hill	X		X	X									
Lincoln Academy - Newcastle				X									
MCI - Pittsfield													
Mount Merici - Waterville													
St. Augustine School - Augusta													
St. Dominic's - Lewiston											X		X
St. John's School - Brunswick						X							
Thornton Academy	X			X						X			X
Totals	0	5	3	6	3	2	0	1	1	2	6	0	3

SUPPORT SERVICES FOR LIMITED ENGLISH PROFICIENT (LEP) CHILDREN BEYOND THE REGULAR CLASSROOM IN MAINE NON-PUBLIC SCHOOLS 1992-93

SCHOOL DISTRICT	BILINGUAL EDUCATION	ESL IN LIEU OF ENGLISH LANGUAGE ARTS	ESL PULLOUT	ESL TUTOR SCHOOL HOURS	ESL TUTOR AFTER SCHOOL	SUMMER SCHOOL ESL	ADULT EDUCATION ESL	SHELTERED ENGLISH	HOME STUDY	SPECIAL EDUCATION	SUBMERSION	IMMERSION	OTHER METHODS
Canaan Christian School											X		
Carrabassett Valley Academy	X		X	X	X						X		
Cathedral School - Portland													X
Cheverus High School			X					X					
Fryebury Academy	X			X	X					X	X		
Gould Academy - Bethel				X	X								
Hebron Academy	X					X			X		X		
Kennebunk Christian Academy											X		
Kents Hill School - Kents Hill	X		X	X									
Lincoln Academy - Newcastle				X									
MCI - Pittsfield													
Mount Merici - Waterville													
St. Augustine School - Augusta													
St. Dominic's - Lewiston											X		X
St. John's School - Brunswick							X						
Thornton Academy	X			X						X			X
Totals	0	5	3	6	3	2	0	1	1	2	6	0	3

Methods Used to Identify LEP Students 1992-1993

I. Standardized Tests

<u>Name</u>	<u>N</u>	<u>% LEAS*</u>
CAT	7	16.6
CTBS	8	19.0
GAITES	1	2.3
Woodcock/Johnson	6	14.2
SAT/PSA	4	9.5
Peabody	1	2.3
Stamford	2	4.8
SRA	2	4.8
KTEA	2	4.8
MAT	3	7.1
MEA	5	11.9
IOWA	1	2.3
TOEFL	1	2.3
OTHERS	4	9.5

II. LANGUAGE PROFICIENCY ASSESSMENT DEVICES

<u>NAME</u>	<u>N</u>	<u>% LEAS**</u>
LAS/PRE-LAS/LAS-O	3	53.5
LAB	8	14.3
IPT/IDEA-OLPT	17	30.3
CLOZE	3	5.4
Macaulitis	3	5.4
BSM	2	3.6
SLEP	2	3.6
Others	4	7.1

III. INFORMAL MEASURES

<u>Name</u>	<u>N</u>	<u>% LEAS***</u>
Parent & sponsor referrals	70	92.1
Academic performance/teacher referral/ Language Assessment Committee	73	94.8
Chapter One	25	32.4
Speech/language clinician	44	57.1
Special Education referral	28	36.3
Migrant Education referral	15	19.4
Psychological Clinician	4	5.0
Previous school records	66	85.7
Student interviews	16	20.7
Reading inventories	6	7
Writing inventories	7	9
Kindergarten screening and new student registrations	7	9
Home language surveys	17	22
Self reporting	3	3.8
OTHER	3	3.8

* Based on 42 LEA's reporting at least one of these methods.

** Based on 56 LEA's reporting at least one of these methods.

*** Based on 76 LEA's reporting at least one of these methods.

Positions	FTE's	PERSONNEL SUPPORT FOR LEP CHILDREN IN PUBLIC SCHOOLS 1992-93
44	36.3	Maine certified teachers with an endorsement in English as a second language (ESL)
6	2.4	Maine certified teachers with an endorsement in bilingual education
122	43.8	Maine certified teachers without an endorsement in either ESL or bilingual education
10	0.6	Paraprofessionals with a Maine endorsement in either ESL or bilingual Education
3	1.1	Volunteer teachers of a self-contained classroom
12	7.6	Bilingual or ESL program directors/coordinators or equivalent
3	0.2	School psychologists
18	7.5	School counselors
16	5.7	Special education teachers including speech/language clinician
62	29.9	Teacher aides/facilitors
14	13.5	Parent liaisons
38	17.7	Others

Positions	FTE's	PERSONNEL SUPPORT FOR LEP CHILDREN IN NON-PUBLIC SCHOOLS 1992-93
2	1.1	Maine certified teachers with an endorsement in English as a second language (ESL)
3	1.1	Maine certified teachers with an endorsement in bilingual education
3	0.6	Maine certified teachers without an endorsement in either ESL or bilingual education
1	1.0	Paraprofessionals with a Maine endorsement in either ESL or bilingual Education
1	0.4	Volunteer teachers of a self-contained classroom
2	1.5	Bilingual or ESL program directors/coordinators or equivalent
1	0.5	School psychologists
1	0.5	School counselors
0	0.0	Special education teachers including speech/language clinician
1	0.5	Teacher aides/facilitors
1	1.0	Parent liaisons
2	2.0	Others

INSTRUCTOR CREDENTIALS FOR TEACHING LIMITED ENGLISH PROFICIENT (LEP) CHILDREN
IN MAINE PUBLIC SCHOOLS 1992-93

SCHOOL DISTRICT	TEACHER(S) IS (ARE) ENDORSED IN ESL	TEACHER(S) IS (ARE) ENDORSED IN BILINGUAL EDUCATION	NO ENDORSEMENT IN ESL OR BILINGUAL EDUCATION	PARAPROFESSIONAL SUPPORT ONLY
Auburn	1	0	0	0
Augusta	2	0	0	0
Bangor	2	0	0	3
Bath	0	0	0	0
Biddeford	3	0	0	0
Brewer	0	1	0	0
Brunswick	1	0	1	0
Bucksport	0	0	1	0
Cape Elizabeth	0	0	0	0
Caribou	1	0	0	0
Ellsworth	0	1	0	0
Falmouth	0	0	1	0
Freeport	0	0	1	0
Gorham	0	0	0	0
Grand Isle	0	2	3	0
Kittery	0	0	1	0
Lewiston	0	0	0	0
Limestone	1	0	0	0
Madawaska	0	0	1	0
Old Town	0	0	1	0
Portland	12	0	0	0
Sanford	6	0	0	0

INSTRUCTOR CREDENTIALS FOR TEACHING LIMITED ENGLISH PROFICIENT (LEP) CHILDREN
IN MAINE PUBLIC SCHOOLS 1992-93

SCHOOL DISTRICT	TEACHER(S) IS (ARE) ENDORSED IN ESL	TEACHER(S) IS (ARE) ENDORSED IN BILINGUAL EDUCATION	NO ENDORSEMENT IN ESL OR BILINGUAL EDUCATION	PARAPROFESSIONAL SUPPORT ONLY
Scarborough	0	0	2	0
South Portland	1	0	1	0
Waterville	0	0	0	0
Westbrook	0	0	2	0
Yarmouth	0	0	0	0
York	1	0	1	0
SAD 1 - Presque Isle	0	0	1	0
SAD 3 - Unity	0	0	1	0
SAD 4 - Guilford	0	0	0	0
SAD 5 - Rockland	1	0	0	0
SAD 6 - Buxton	0	0	0	0
SAD 9 - Farmington	0	0	1	0
SAD 11 - Gardiner	1	0	0	0
SAD 12 - Jackman	0	0	0	0
SAD 21 - Dixfield	0	0	1	0
SAD 22 - Hampden	1	0	0	0
SAD 24 - Van Buren	0	0	22	0
SAD 27 - Fort Kent	0	0	0	0
SAD 28 - Camden	0	0	1	0
SAD 29 - Houlton	1	0	0	0
SAD 31 - Howland	0	0	0	1
SAD 32 - Ashland	0	0	1	0

INSTRUCTOR CREDENTIALS FOR TEACHING LIMITED ENGLISH PROFICIENT (LEP) CHILDREN
IN MAINE PUBLIC SCHOOLS 1992-93

SCHOOL DISTRICT	TEACHER(S) IS (ARE) ENDORSED IN ESL	TEACHER(S) IS (ARE) ENDORSED IN BILINGUAL EDUCATION	NO ENDORSEMENT IN ESL OR BILINGUAL EDUCATION	PARAPROFESSIONAL SUPPORT ONLY
SAD 33 - Frenchville	1	1	28	0
SAD 34 - Belfast	0	0	1	0
SAD 35 - Elliot	0	0	0	0
SAD 40 - Waldoboro	0	0	0	0
SAD 42 - Mars Hill	0	0	0	0
SAD 43 - Mexico	1	0	0	0
SAD 44 - Bethel	0	0	0	0
SAD 47 - Oakland	0	0	1	0
SAD 48 - Newport	0	0	3	0
SAD 51 - Cumberland	0	0	0	0
SAD 52 - Turner	0	0	0	0
SAD 53 - Pittsfield	0	0	0	0
SAD 54 - Skowhegan	0	0	0	0
SAD 57 - Waterboro	0	0	0	0
SAD 58 - Kingfield	0	0	0	0
SAD 60 - North Berwick	0	0	0	0
SAD 71 - Kennebunk	1	0	1	0
SAD 75 - Topsham	2	0	0	0
Union 7 - Saco	1	0	0	0
Union 29 - Mechanic Falls	0	0	0	0
Union 30 - Durham	1	0	0	0
Union 30 - Lisbon Falls	1	0	0	0

INSTRUCTOR CREDENTIALS FOR TEACHING LIMITED ENGLISH PROFICIENT (LEP) CHILDREN
IN MAINE PUBLIC SCHOOLS 1992-93

SCHOOL DISTRICT	TEACHER(S) IS (ARE) ENDORSED IN ESL	TEACHER(S) IS (ARE) ENDORSED IN BILINGUAL EDUCATION	NO ENDORSEMENT IN ESL OR BILINGUAL EDUCATION	PARAPROFESSIONAL SUPPORT ONLY
Union 34 - Glenburn	0	0	0	0
Union 42 - Readfield	0	0	1	0
Union 51 - Windsor	0	0	0	0
Union 52 - China	0	0	0	0
Union 52 - Winslow	0	0	1	0
Union 60 - Greenville	0	0	1	0
Union 87 - Orono	0	0	1	0
Union 90 - Milford	0	0	0	0
Union 91 - Orrington	0	0	0	0
Union 92 - Hancock	0	0	0	0
Union 92 - Surry	0	0	1	0
Union 98 - Bar Harbor	0	0	0	0
Union 98 - Southwest Harbor	0	0	0	0
Union 98 - Tremont	0	0	0	0
Union 113 - East Millinocket	1	0	0	0
Union 113 - Medway	0	1	0	0
Union 122 - Stockholm	0	0	0	0
Baxter School for the Deaf	0	0	0	0
Beatrice Rafferty School	0	0	22	1
Indian Township School	0	0	17	5
Totals	44	6	122	10

INSTRUCTOR CREDENTIALS FOR TEACHING LIMITED ENGLISH PROFICIENT (LEP) CHILDREN
IN MAINE NON-PUBLIC SCHOOLS 1992-93

SCHOOL DISTRICT	TEACHER(S) IS (ARE) ENDORSED IN ESL	TEACHER(S) IS (ARE) ENDORSED IN BILINGUAL EDUCATION	NO ENDORSEMENT IN ESL OR BILINGUAL EDUCATION	PARAPROFESSIONAL SUPPORT ONLY
Canaan Christian School	0	0	0	0
Carrabassett Valley Academy	0	0	0	0
Cathedral School - Portland	0	0	1	0
Cheverus High School	0	0	1	0
Fryebury Academy	1	2	1	0
Gould Academy - Bethel	0	0	0	0
Hebron Academy	0	0	0	0
Kennebunk Christian Academy	0	0	0	0
Kents Hill School - Kents Hill	0	0	0	1
Lincoln Academy - Newcastle	0	0	0	0
MCI - Pittsfield	0	0	0	0
Mount Merici - Waterville	0	0	0	0
St. Augustine School - Augusta	0	0	0	0
St. Dominic's - Lewiston	0	1	0	0
St. John's School - Brunswick	0	0	0	0
Thornton Academy	1	0	0	0
Totals	2	3	3	1

NATIVE LANGUAGES SPOKEN BY CHILDREN IN MAINE SCHOOLS, 1992-93

LANGUAGE	PUBLIC SCHOOL ENROLLMENTS	NON-PUBLIC SCHOOL ENROLLMENTS
American Sign	59	0
Amharic	5	0
Arabic	22	1
Bambra	1	0
Bengali	1	0
Bulgarian	8	1
Chinese (Cantonese & Mandarin)	100	9
Creole	2	0
Czechoslovakian	5	0
Danish	1	0
Dari	15	1
Dutch	1	1
Farsi (Persian)	35	2
Figian	2	0
Finnish	2	0
French	1,216	56
Georgian	0	1
German	48	10
Ghanaian	2	0
Greek	10	0
Guamian	1	0
Hebrew	7	0
Hindi	6	1
Hungarian	5	1
Inuit	2	0
Italian	13	1
Jamaican	16	0
Japanese	14	41
Khmer	292	2
Korean	49	12
Lao	8	0
Latvian	0	1
Lebanese	2	0
Maliseet	1	0
Marithi	1	1
MicMac	0	1

NATIVE LANGUAGES SPOKEN BY CHILDREN IN MAINE SCHOOLS, 1992-93

LANGUAGE PUBLIC SCHOOL ENROLLMENTS NON-PUBLIC SCHOOL ENROLLMENTS

Mixtec	5	0
Moldavian	1	0
Moroccan	1	0
Nari Wari	1	0
Nepali	1	0
Norwegian	6	0
Pakistani	2	0
Palauan	3	0
Pashto	1	0
Passamaquoddy	331	34
Penobscot	0	2
Polish	41	18
Portuguese	11	1
Rawanda	4	0
Rumanian	7	0
Russian	73	8
Sindi	2	0
Somali	40	0
Spanish	250	51
Swahili	19	0
Swedish	7	1
Swiss	1	0
Tagalog	65	3
Taiwanese	1	0
Tamil	4	0
Tegrinian	1	0
Thai	15	2
Turkish	3	0
Ukrainian	21	1
Urdu	1	0
Vesayan	1	0
Vietnamese	215	11
Yugoslavian	0	1

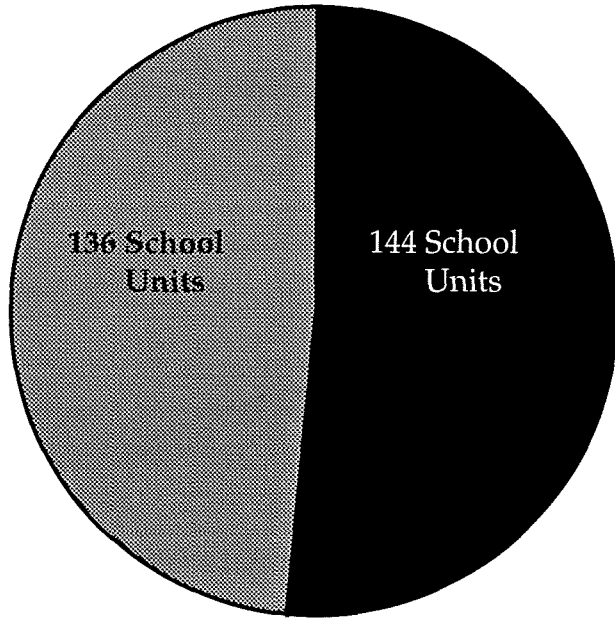
Totals

3,086

276

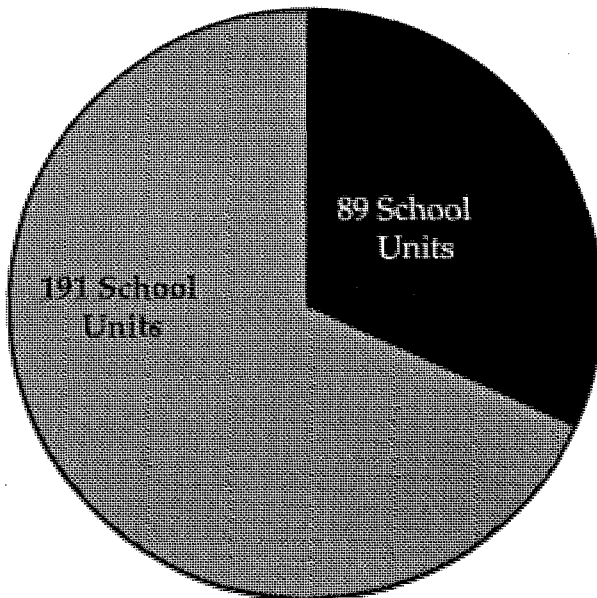
Percentage Distribution of Maine Public Schools Enrolling Language Minority Students - 1993

Language Minority Students



- 51.4% No Bilingual Students
- 48.5% Bilingual Students


Language Minority Students of Limited English Proficiency (LEP)



- 31.7% LEP Students
- 68.2% Non-LEP Students

Minority Languages

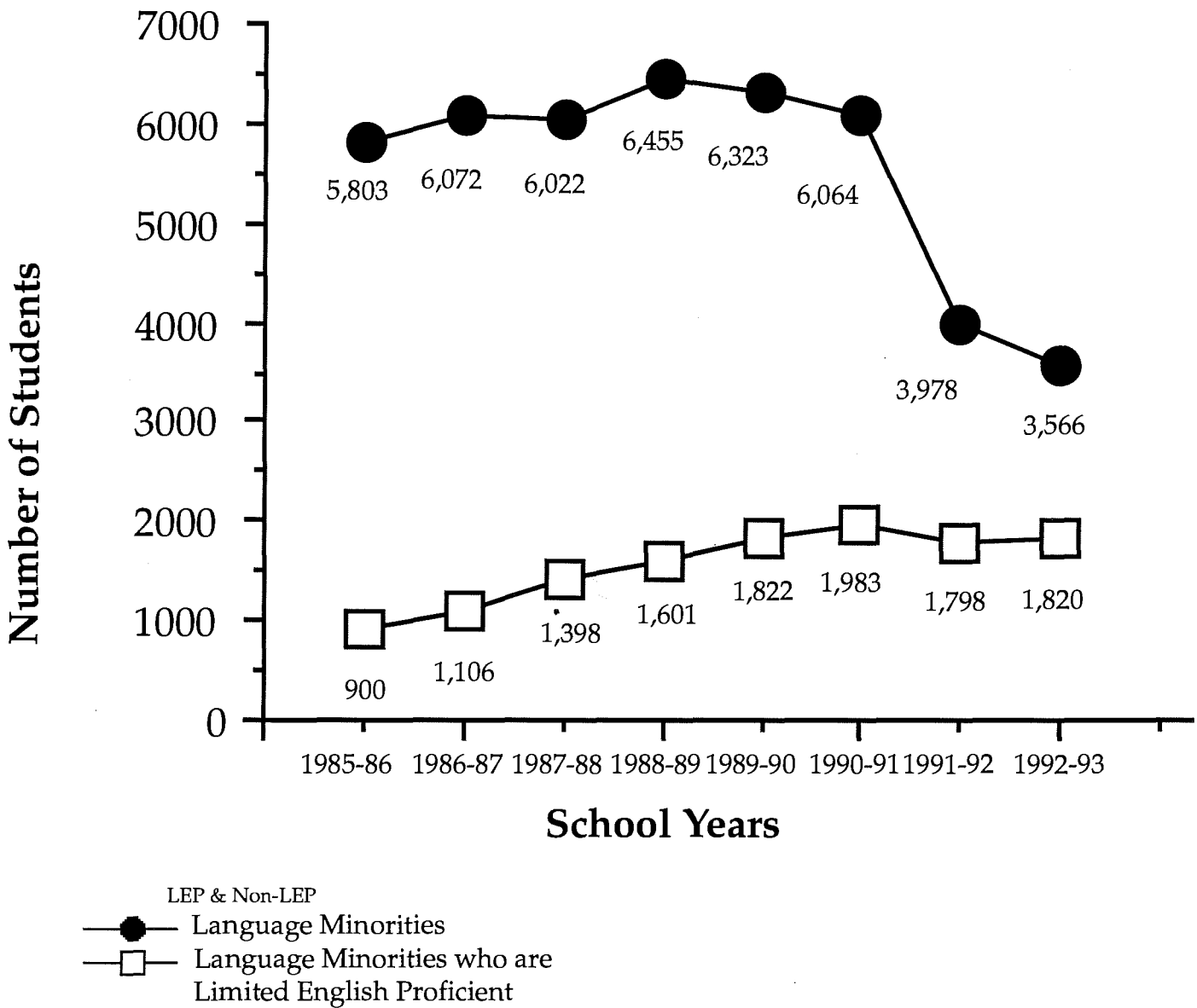
Spoken Natively by Children in Maine's Public & Private Schools, 1992-93



Total Language Minority Enrollment 3,566 students

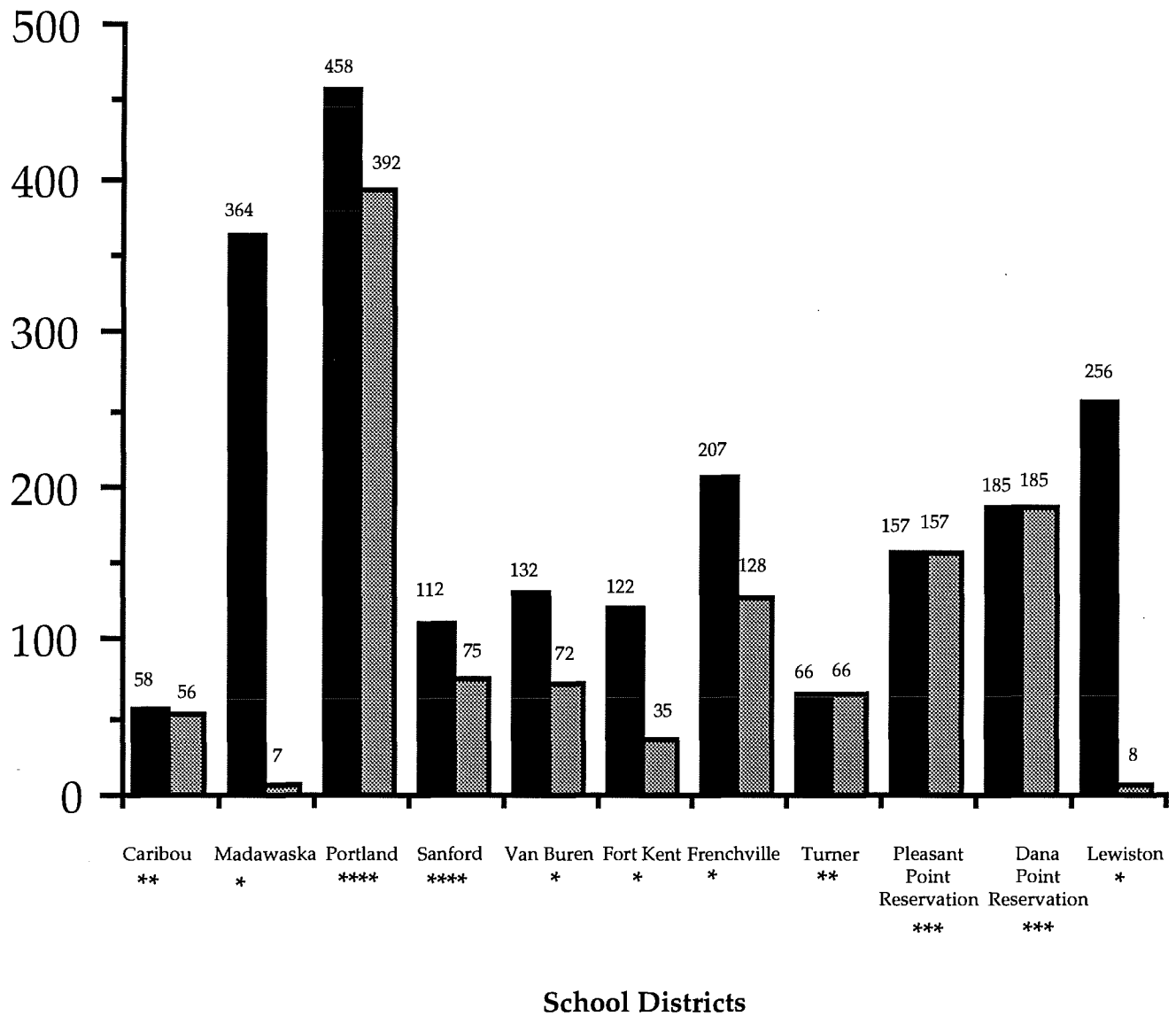
Source: Maine Department of Education, Federal Projects for Language Minorities, 1993

Recent Trends in K-12 Enrollments of Language Minority Children, 1985-93



Source: Maine Department of Education, Federal Projects for Language Minorities, 1993

High Concentration Language Minority Children in Maine Schools, 1993



- * Primarily French
- ** Primarily Spanish
- *** Primarily Passamaquoddy
- **** Multiple Language Groups

- Language Minorities
- ▨ Language Minorities who are Limited English Proficient

Source: Maine Department of Education, Federal Projects for Language Minorities, 1993

1992-93 SEA REVIEW OF ESEA TITLE VII FUNDED PROJECTS

Maine Department of Education

Authorization: P.L. 58-511 §732 (Oct 19, 1984) and Part IV 34 CFR Subpart B of the regulations §548.10 (August 16, 1985)

Project and School District	Dates(s) of SEA Monitoring	A. Total Public School Enrollment	B. Total Private School Enrollment	C.i. Total LEP (Public/Private) Enrollment	C.ii. Method(s) Used to Identify LEP Children	C.iii. EDUCATIONAL CONDITION OF LEP CHILDREN			D. No. LEP Children Enrolled in Programs to Meet Their Needs
						No. Retained In Grade	No. Referred to/Placed in Spec. Ed.	No. Dropout	
SAD #33 - Bilingual Education Program	10/20/92	460	0	118	Home Lang. Survey LAS; CAT-5; CTBS - 50%ile	0	6/6	0	118
Portland: Project T.A.L.K.	12/9/92	7,789	N/A	67	Peabody Picture Vocabulary; oral interviews; parent referrals; Brigance; Pre-school Language Skills Inventory	0	0	0	40
Northern Maine Bilingual Education Project (SAD's 24/33)	2/14/93	1,097	0	257	Home Language Survey; St. Agatha 50% cut-off in reading in math on CAT-5; 60% cut-off at Van Buren on CTBS; LAS	0	25/20	0	121
So. Portland et. al. Consortium: Project S.U.M.M.E.R.S. (5 LEA'S)	3/3/93	21,213	1,280	456	LAS; IPT; CAT; Ekwall; LAB; Maine Educational Assess; Slosson; Gates McGinites	(not tracked)	(Spec. Ed. services not provided during summer)	7	140
SAD #71, SAD #60, Biddeford, So. Portland: Project "Synergy 2000"	3/12/93	11,369	1,565	96	LAS; Home language; school records; parental and teacher referrals	0	4/3	1	96
Portland: Project I.M.A.G.I.N.E.	3/24/93	7,789	722	385	CAT, CAITES, IPT, LAS, Home Language Survey, previous school records	0	7/6	13	385

Project and School District	Dates(s) of SEA Monitoring	A. Total Public School Enrollment	B. Total Private School Enrollment	C.i. Total LEP (Public/Private) Enrollment	C.ii. Method(s) Used to Identify LEP Children	C.iii. EDUCATIONAL CONDITION OF LEP CHILDREN			D. No. LEP Children Enrolled in Programs to Meet Their Needs
						No. Retained In Grade	No. Referred to/Placed in Spec. Ed.	No. Dropout	
Portland: Project C.R.E.A.T.E	3/24/93	7,789	722	280	CAT, CAITES, IPT, LAS Home Language Survey, previous school records	0	0	N/A	385
Indian Township: Project SKUYIN	4/9/93	185	0	185	CAT, Home Language Survey, LAS, MEA	2	0	N/A	185

1992-93 SEA REVIEW OF ESEA TITLE VII FUNDED PROJECTS

Maine Department of Education

Authorization: P.L. 58-511 §732 (Oct 19, 1984) and Part IV 34 CFR Subpart B of the regulations §548.10 (August 16, 1985)

Project and School District	D. Description of Programs that Meet LEP Student Needs	D. No. LEP Served By Chapter One	D. No. LEP Served By Emergency Immigrant Education Program	D. No. LEP Served By Even Start	E. No. LEP Children Who Need/Could Benefit from Programs Identified in Part D	F. No. LEP Students to Receive Instruction Through Title VII Program
SAD #33 - Bilingual Education Program	K-6 TBE; Early intervention for self-concept and math/reading achievement	24	0	0	118	64
Portland: Project T.A.L.K.	T.A.L.K. is the only city-wide service available to LEP pre-schoolers	0	0	0	67 (There is freeze on applicants, following guidelines in federal proposal; there are major space constraints as well.)	40
Northern Maine Bilingual Education Project (SAD's 24/33)	Project is transitional bilingual education; SAD #33 is 7-12; SAD #24 is K-6	27	0	0	256	121
So. Portland et. al. Consortium: Project S.U.M.M.E.R.S.	Consortium project is a special alternative instructional program providing ESL support during the summer	218	54	0	499	140
SAD #71, SAD #60, Biddeford, So. Portland: Project "Synergy 2000"	Consortium project is a special alternative instructional program to support language and content needs, K-12	7	0	0	83	96
Portland: Project I.M.A.G.I.N.E.	Special alternative instruction focused on video and computer for secondary level newcomers	0	252	0	124	124

Project and School District	D. Description of Programs that Meet LEP Student Needs	D. No. LEP Served By Chapter One	D. No. LEP Served By Emergency Immigrant Education Program	D. No. LEP Served By Even Start	E. No. LEP Children Who Need/Could Benefit from Programs Identified in Part D	F. No. LEP Students to Receive Instruction Through Title VII Program
Portland: Project C.R.E.A.T.E.	Special alternative project focusing support of K-8 content instruction through video production and the arts	0	304	N/A	63	63
Indian Township: Project SKUYIN	Transitional bilingual education project	61	N/A	N/A	185	185

1992-93 SEA REVIEW OF ESEA TITLE VII FUNDED PROJECTS

Maine Department of Education

Authorization: P.L. 58-511 §732 (Oct 19, 1984) and Part IV 34 CFR Subpart B of the regulations §548.10 (August 16, 1985)

Project and School District	G. Statement of LEA Ability to Serve LEP Students	G. Need for Further Training of Personnel	H. Resources Needed to Develop, Operate, Improve Program
SAD #33 - Bilingual Education Program	Relative linguistic and rural homogeneity of population; non-LEP program integration to 40%; 100% Bilingual Spec. Ed., Chapter 1, Secretarial and Administrative staff; 80% teaching staff is bilingual	B.E. pedagogy and theory; cultural diversity research; ESL; language arts professional development; continued training when grant ends; L1 adolescent literature	French curriculum materials; Stipends for professional development; gradual shift of administration of program to building administrator; est. liaison with new Northern Maine Building Ed. Program to coordinate project activities and support continued staff training
Portland: Project T.A.L.K.	Certified staff; available space; material resources; school partnerships; broad-based LEA commitment; pre-K-12; LEA-sponsored staff development; district-wide restructuring	ESL endorsement credentials for new staff; student discipline; PIAGET training; parent training in teaching method support; facilitator training in ESL pedagogies	Extend time allocations to full day; staff training; curriculum development; project continuation under local funds
Northern Maine Bilingual Education Project (SAD's 24/33)	Bilingual staff includes teachers, aides, and principals; proximity to French Canada; in-town university campus	Math/science to meet AMERICA 2000 goals; special education and LEP children pedagogy; biliteracy skills; portfolio assessment; integrated curriculum	Consultants supported under T-7 (EAC, MRC, SEA); university consultants; curriculum materials
So. Portland et. al. Consortium: Project S.U.M.M.E.R.S.	Cohesiveness of consortium; administratively efficient and effective; 75% of staff are ESL endorsed; all districts have ongoing year-round support program for LEP children	Turnover of staff at 60% will require orientation in-service for new teachers; math/science/LEP training - possible summer teacher institute and curriculum development in these areas is needed	Consultation support to help create and sustain PAC's for low-incidence LEP communities in the consortium; continued training in educational technologies and computer software
SAD #71, SAD #60, Biddeford, So. Portland: Project "Synergy 2000"	Certified staff; generous attention given to instructional and administrative space; material resources; K-12 service support; intensive staff training; project director well respected leader in language minority training	ESL training to meet state endorsement requirements; parent training for PAC development; curriculum development for ESL - content	Staff training and curriculum development; PAC development; more instructional materials for multiculturalism expansion of consortium - related activities for greater realization of "synergy" direction of the project
Portland: Project I.M.A.G.I.N.E.	Skilled and certified ESL and bilingual staff; district provides positive response to LEP needs; intensive staff training; interschool cooperative projects in support of multicultural education - not only minority children but <u>all</u> children	Curriculum development (i.e.: content integration) for multi-level classroom organization (NEP-TEP); more computer assisted ESL instruction; expand parent training to include broader cultural representation and inter-ethnic conflict; thematically based content instruction and cooperative learning, especially for non-ESL trained personal such as subject area teachers	Outreach to non-Asian community, especially the Russian community; expand UNUM initiative mentoring at PHS

Project and School District	G. Statement of LEA Ability to Serve LEP Students	G. Need for Further Training of Personnel	H. Resources Needed to Develop, Operate, Improve Program
Portland: Project C.R.E.A.T.E.	Skilled and certified ESL and bilingual staff; district provides positive response to LEP needs; intensive staff training; interschool cooperative projects in support of multicultural education - not only minority children but <u>all</u> children	Newcomer - specific program plans for non-English children; staff training for multiple proficiency levels (NEP-TEP) classrooms; computer training for K-8 staff	More ESL certified staff K-8; ESL coordinator at K-5 and at Grades 6-8 schools
Indian Township: Project SKUYIN	Passamaquoddy staff; geographic advantage of the reservation; access to Indian environment to teach science/environment and cultural expression; broad-based familiarity with LEP concerns	Math/science crosscultural training; non-native teacher training for holistic teaching; director support in designing project evaluation - how can we measure spontaneous indicators of growing language renewal? Measurement of parental welcome into the school; use of electronic media to support culture in the classroom - access to local cable TV -; computer training, esp. in use of software for children; Fetal Alcohol Syndrome - learning and teaching	May need to name a new director for FY '94; a method to canvas school for improved student self-image; work processing software for LEP Indian children; access to more model curriculum via computer MODEM; access to NCBE on CD-RAM

1992-93 SEA REVIEW OF ESEA TITLE VII FUNDED PROJECTS

Maine Department of Education

Authorization: P.L. 58-511 §732 (Oct 19, 1984) and Part IV 34 CFR Subpart B of the regulations §548.10 (August 16, 1985)

Project and School District	I. Activities to Be Undertaken	I. Capacity Building	J. Goals of Program and How They Will Be Measured
SAD #33 - Bilingual Education Program	Complete, implement, and supervise B.E. curriculum district-wide - sustain 5-year goals set for project in 1988	B.E. initiatives to be overseen by trained administrative and teaching staff; continue staff development, superintendent is active in New England Superintendent's Council for language minorities; coordinate with new B.E. project at other grade levels in neighboring LEA; UMFK to sponsor B.E. courses; District <u>Law</u> Plan to trigger ongoing monitoring; official approval by Board beyond grant period	Staff interviews by independent evaluator; standardized assessment; self-concept testing; consider Academic Excellence potential of project; review entry/exit criteria annually
Portland: Project T.A.L.K.	Continue parent voluntarism; ongoing parent training with teacher partnerships; re-design native materials and project to meet changing demographics	Instructional space; administrative supervision; expand use of facilitators to reflect demographic changes for Polish, Vietnamese, Chinese, and Khmer; two foster grandparent volunteers; alternative program est. liaison with T.A.L.K.; Y-day care integration; K-5 non-LEP integration	Program progress gauged on parental and instructor feedback and comprehensive battery of tests, including student portfolio assessment; independent evaluator measures program effectiveness
Northern Maine Bilingual Education Project (SAD's 24/33)	Development of project brochure; developing a process for portfolio assessment for project participants; plans are underway for piloting alternative language assessment test	SAD #33 has supported bilingual education training for the past five years; bilingual staff and administration; superintendent is active on New England Supt's. Council for Language Minority Children; UMFK-sponsored courses; town council initiatives to support bilingual policies in municipality; curriculum and instructional components of former B.E. project have been retained at MSAD #33; curriculum coordinators <u>pro tem</u> will remain in district beyond grant period	Independent evaluator to be named; review of project data to consider "Academic Excellence" potential of SAD 33 project; comprehensive battery of tests; "BASE" scale for student attitude study; LAS; a review of data annually; parental advisement is ongoing via PAC activity
So. Portland et. al. Consortium: Project S.U.M.M.E.R.S.	A project brochure has been drafted; a video production has been developed to alert administrators and school boards of the project; the video is also a broad-based dissemination tool; curriculum - staff training processes are being refined	Certified staff; ongoing ESL-bilingual projects year long; the mission of the project is to provide PAC's, Supts, and Boards with compelling data to support continuation of the project when federal funding ends	Independent evaluator; comprehensive testing in math, science, and English by all LEA's; self-esteem measurement; assessment of math/science attitude differences; rigorous record-keeping

Project and School District	I. Activities to Be Undertaken	I. Capacity Building	J. Goals of Program and How They Will Be Measured
SAD #71, SAD #60, Biddeford, So. Portland: Project "Synergy 2000"	Project brochure; In-service workshop for mainstream teachers; multicultural events; college fair; video productions by students; library resource improvement	Non-project teacher in-service; staff training paid by LEAs; broad-based school partnerships; school commitment; mainstream teachers incorporate cultural fluency in their classrooms; continual expansion of multicultural library acquisitions	Independent evaluator provides pre/post data analysis to determine project impact; LEA consortium had advisory staff committee advising on project goals and objectives
Portland: Project I.M.A.G.I.N.E.	A video on the project in progress; new project brochure and other dissemination products; coordinator with other T-7 projects for non duplication of effort; graduate-course for summer in the works	Continuation of ambitious staff training; school committee has approved additional ESL staff well beyond Title VII staff allocations; ratio of T-7 staff to local funding is 25.5 full-time equivalents (LEA) to 1.0 full-time equivalents (T-7)	Evaluation - assesses the accomplishment of objectives through observation, interviews, questionnaires, review of project records, and through analyses of student test scores. Evaluation is both formative and summative.
Portland: Project C.R.E.A.T.E.	Indian Island and Portland model partnerships project creating culturally diverse video project "Sharing One Earth," week-long Vietnam Days for K-5 - all students; Gr. 6-8 cultural sharing project school-wide; completion of project brochure; project description of C.R.E.A.T.E. for dissemination	Continuation of ambitious staff training; school committee has approved additional ESL staff well beyond Title VII staff allocations; ratio of T-7 staff to local funding is 25.5 full-time equivalents (LEA) to 1.0 full-time equivalents (T-7)	Evaluation - assesses the accomplishment of objectives through observation, interviews, questionnaires, review of project records, and through analyses of student test and rating scales scores. Evaluation is both formative and summative.
Indian Township: Project SKUYIN	Fleet Bank Leader's Program "Flying Eagles" for grades 6, 7, & 8; Field trips in environment exploited as natural teaching laboratories; plan for developmental culture/choice curriculum; staff has developed curriculum for culture studies; course work to develop culture sensitivity; project "wild" on native environment; University and LEA partnership for "MAWIYANE DAY"	Native curriculum in place; expanded usage of L1 in all classrooms; director en route to doctorate in native education; school environment is deliberately culture rich; staff trained in culture-bound developmental psychology; Board of Education attends B.E. workshops on local funds; Broad mandated teacher training on addictive behaviors among native children	How do we unobtrusively capture the validity of what we are successfully accomplishing - need design help; will prepare summative performance report at end of 3 years with plan for 2 subsequent years based on current project goal, objectives, and scope - attitude study of grades 6, 7, & 8 has been conducted with guidance as part of "Flying Eagles" project

LANGUAGE MINORITIES' PERFORMANCE

on the

MAINE EDUCATION ASSESSMENT: 1993

State Legislation

Implemented in 1985 as result of Educational Reform Act of 1984

Grade Levels Assessed Annually

Grades 4, 8, and 11

Content Areas Assessed

Reading, writing, math, science, and humanities

Construction and Administration

- Content area questions received by advisory committee
- Sixteen forms are used, one form per student
- Two student essays required
- Sessions range from 20-60 minutes
- Some limited English proficient children are excluded from testing

Scoring

- Multiple choice questions are machine-scored
- Reading, math, and writing are scored by teams of Maine teachers

Identification of Language Minority Subgroups

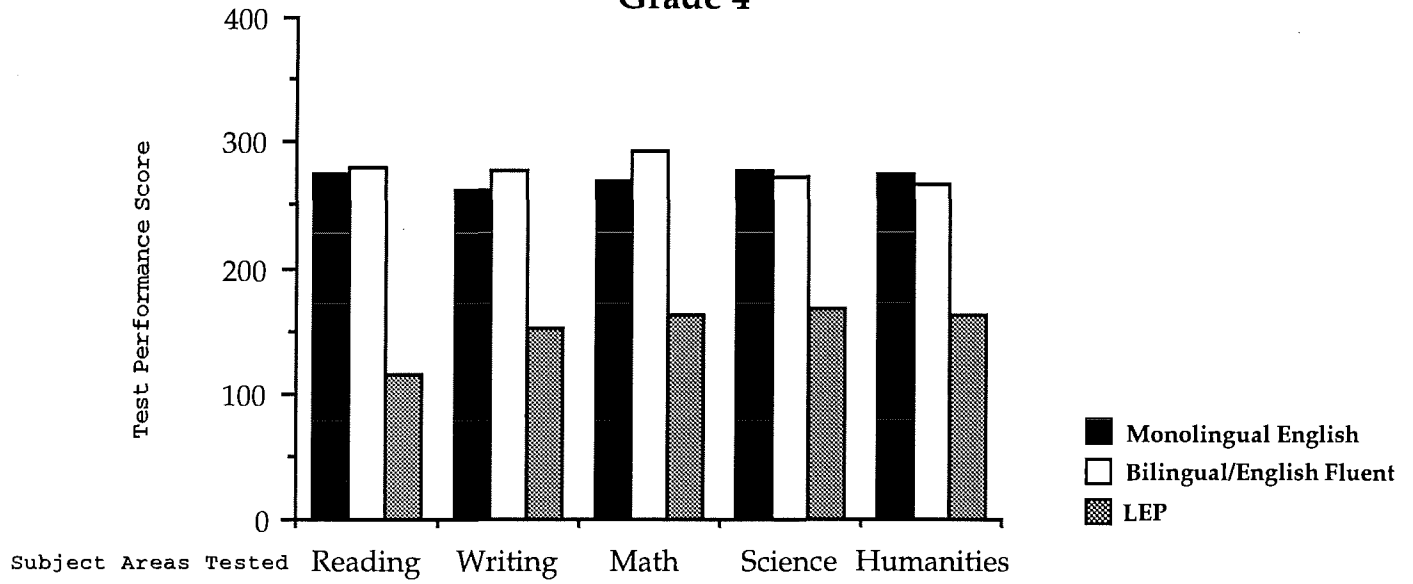
- Monolingual children - children whose communicative competence is limited to English.
- Bilingual English fluent - children whose communicative competence extends to two languages, English skills of reading, writing, speaking, and listening are at cognition levels equivalent to English-only students of comparable academic standing and maturation.
- Limited English proficient students - communicative competence is limited in at least one of the following: English, reading, writing, speaking, or listening.
- Identification of language minority subgroup students is at the discretion of the MEA administrator.

Language Minority Subgroup Results

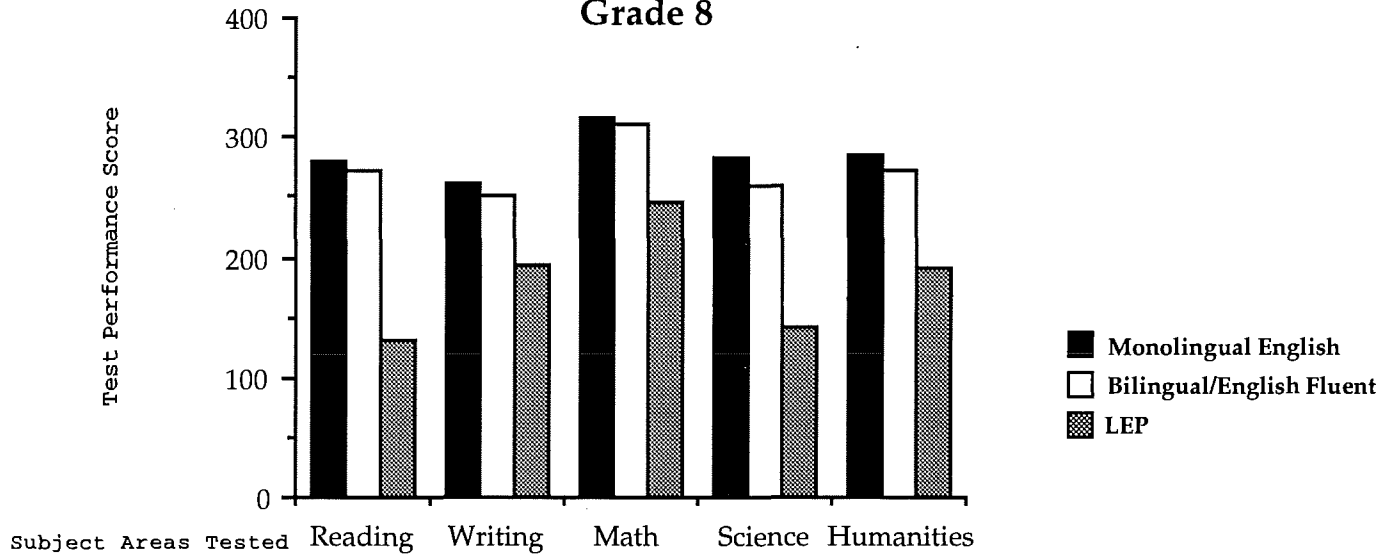
- Graphs show differences in subject area performance for each language minority subgroup (above).
- Monolingual English students out-perform the other two groups in most areas at all grade levels; the least difference appears at the fourth grade level.
- Limited English proficient students demonstrate lowest scores of these groups taking the test.
- Bilingual-English fluent children consistently perform below monolingual English students except at the fourth grade level.
- It is conceivable that limited English proficient children at the fourth grade level are identified as fluent English in their later grades, hence accounting for weak performance at grades 8 & 11.

1992-93 Maine Educational Assessment

Grade 4



Grade 8



Grade 11

