

MAINE STATE LEGISLATURE

The following document is provided by the
LAW AND LEGISLATIVE DIGITAL LIBRARY
at the Maine State Law and Legislative Reference Library
<http://legislature.maine.gov/lawlib>



Reproduced from scanned originals with text recognition applied
(searchable text may contain some errors and/or omissions)

STATE LAW LIBRARY
AUGUSTA, MAINE

STATE OF MAINE

Department of Education
Federal Projects for Language Minorities
Bureau of Administrative Services
Augusta, ME



**DATA COLLECTION REPORT
ON LANGUAGE MINORITY CHILDREN**

October 1992

Prepared by

Dr. Barney Bérubé, SEA Director
E.S.E.A. Title VII

for

U.S. Department of Education
Attn: Ms. Harpreet Sandhu
Office of Bilingual Education and Minority Languages Affairs
400 Maryland Avenue, SW Room 421
Reporters Building
Washington, D.C. 20202

LC
3732
.M2
B3
1992

and for
Concerned Citizens About Minority Education in Maine

NOV 23 1992

MAINE DEPARTMENT OF EDUCATION

Bureau of Administrative Services

Federal Projects for Language Minorities

Leo G. Martin, Commissioner
Polly Ward, Deputy Commissioner
Mary Majorowicz, Assistant to the Commissioner

Barney Bérubé, Ph.D., Project Director
E.S.E.A. Title VII (Bilingual Education)

Published with 100% E.S.E.A. Title VII Federal Funds
Printed Under Appropriation No. 013-05A-1114-16

The Maine Department of Education assures equal education opportunity and equal employment/affirmative action, regardless of race, color, national origin, marital status, age, or handicap.

For inquiries governing affirmative action, contact:

Ms. Rosemary Foster
Affirmative Action Office
Department of Education
State House Station #23
Augusta, ME 04333
Tel: (207) 287-4482

ACKNOWLEDGEMENTS

U.S. Department of Education

Authorization..... Ms. Harpreet Sandhu, Project Officer
Office of Bilingual Education and
Minority Language Affairs

Lau Survey

Administration..... Leo G. Martin, DOE Commissioner
Mary Majorowicz, Assistant to the
Commissioner, Bureau of Administrative
Services
Mr. Dale Elliott, Data Acquisition
Dr. Barney Bérubé, SEA Title VII
Project Director

Lau Survey

Distribution..... Mr. Rino Nadeau, Staff Assistant

Lau Survey

Collection and Analysis..... Ms. Kathy Kunces, Consultant

Database Analysis..... Mr. Dennis Kunces, Consultant

Maine Educational Assessment..... Mr. Timothy Crockett, Maine Educational
Assessment Consultant
Mr. Stuart Kahl, Richard Hill, and
Charles DePascale, Advanced
Systems, Inc.

Language Proficiency

Assessments..... Dr. Barney Bérubé, Director ESEA
Title VII
Ms. Susan Parks, ESL Consultant

Report Preparation..... Dr. Barney Bérubé, Director ESEA
Title VII

Mr. Dennis Kunces, Consultant-Computer
Mr. Rino Nadeau, Project Staff Assistant
Cathy Small, Technical Processing Center

PREFACE

This report is submitted to the United States Department of Education in partial fulfillment of a contractual agreement with the Maine Department of Education. Such a requirement is stipulated in Section 732(b) of the Bilingual Education Act and Section 34 (§548.10).

The Maine Department of Education has assured wide dissemination of this report, particularly as it assists citizens concerned about the education of language minorities in Maine. Among these are: Maine superintendents; Maine School Management Association; Maine Teachers' Association; Maine State Board of Education; the Governor's office; the Education Committee of the Maine State Legislature; minority advocacy organizations; the press; the National Clearinghouse for Bilingual Education; the Maine delegation to Congress; the Office of Bilingual Education and Minority Languages Affairs; Maine State Library; divisions of the Maine Department of Education; and the Maine Advisory Committee to the U.S. Commission on Civil Rights. There are others as well.

Data is presented in the following format:

- Part I: Survey of Language Minority Children in Maine Public Schools, by District
- Part II: Survey of Language Minority Children in Maine Non-public Schools, by School
- Part III: Subgroup Data on Children of Limited English Proficiency in Maine Public Schools
- Part IV: Subgroup Data on Children of Limited English Proficiency in Maine Non-Public Schools
- Part V: Support Services for Limited English Proficient Children Beyond the Regular Classroom in Maine Public Schools (2 charts)
- Part VI: Support Services for Limited English Proficient Children Beyond the Regular Classroom in Maine Non-Public Schools (2 charts)
- Part VII: Methods Used to Identify LEP Public & Private School Students in Maine
- Part VIII: Summation of Support Services, Local Expenditures for LEP Children in Maine
- Part IX: Native Languages Spoken by Maine Children - Detail Listing and Pie Chart
- Part X: Recent Trends in Language Minority Enrollments in Maine Schools
- Part XI: High Concentration Language Minority Student Enrollments
- Part XII: Review of Schools Enrolling Low Incidence Language Minority Students
- Part XIII: Review of ESEA Title VII Funded Projects
- Part XIV: Language Minority Performance on the Maine Educational Assessment 1988-1992

Part I

1991-92 SURVEY OF LANGUAGE MINORITY CHILDREN IN MAINE PUBLIC SCHOOLS

SCHOOL DISTRICT	TOTAL ENROLLMENT*	TOTAL # OF LANGUAGE MINORITY CHILDREN	TOTAL # OF LANGUAGE MINORITY CHILDREN WHO ARE LIMITED ENGLISH PROFICIENT
* Acton	242	3	0
* Arundel	317	0	0
Auburn	4,547	56	14
Augusta	3,096	47	43
Bangor	4,214	38	17
Bath	1,563	18	13
Biddeford	2,842	46	44
Brewer	1,887	26	2
* Bridgewater	49	0	0
Brunswick	3,037	79	28
Bucksport	1,324	5	5
Cape Elizabeth	1,624	2	1
Caribou	1,894	27	22
* Caswell	35	0	0
* Dedham	226	0	0
Easton	261	0	0
Ellsworth	1,220	3	3
Falmouth	1,137	4	1
Freeport	1,101	0	0
Gorham	2,150	1	1
* Grand Isle	60	28	0
* Harmony	123	0	0
* Isle Au Haut	10	0	0
Islesboro	102	2	0
Jay	1,065	8	8
Kittery	1,315	1	0
Lewiston	5,103	286	11
Limestone	1,468	18	18
* Lincolnville	197	0	0
Madawaska	933	461	25
Millinocket	1,315	4	4
* Monhagan Plantation	5	0	0
Old Orchard Beach	1,049	10	1
Old Town	1,738	46	21

* Indicates enrollments that are other than K-12

1991-92 SURVEY OF LANGUAGE MINORITY CHILDREN IN MAINE PUBLIC SCHOOLS

SCHOOL DISTRICT	TOTAL ENROLLMENT*	TOTAL # OF LANGUAGE MINORITY CHILDREN	TOTAL # OF LANGUAGE MINORITY CHILDREN WHO ARE LIMITED ENGLISH PROFICIENT
* Peru	311	0	0
* Pleasant Ridge Plantation	5	0	0
Portland	7,710	444	280
* Raymond	435	0	0
Sanford	3,934	113	96
Scarborough	1,988	6	6
South Portland	3,486	89	25
Waterville	2,312	14	6
Westbrook	2,837	6	0
Winthrop	1,180	0	0
Yarmouth	1,413	6	0
York	1,727	9	1
SAD 1 - Presque Isle	2,533	3	1
SAD 3 - Unity	1,727	14	0
SAD 4 - Guilford	1,027	1	1
SAD 5 - Rockland	1,697	7	3
SAD 6 - Buxton	4,482	4	2
SAD 7 - North Haven	81	0	0
SAD 8 - Vinalhaven	164	1	1
SAD 9 - Farmington	3,160	12	0
* SAD 10 - Allagash	31	0	0
SAD 11 - Gardiner	2,712	13	10
SAD 12 - Jackman	247	3	3
SAD 13 - Bingham	425	5	0
SAD 14 - Danforth	224	0	0
SAD 15 - Gray	1,893	0	0
SAD 16 - Hallowell	955	9	2
SAD 17 - South Paris	3,849	6	5
SAD 19 - Lubec	358	0	0
SAD 20 - Fort Fairfield	835	24	2
SAD 21 - Dixfield	810	10	10
SAD 22 - Hampden	2,259	24	11
* SAD 23 - Carmel	556	3	0
SAD 24 - Van Buren	632	139	139

* Indicates enrollments that are other than K-12

1991-92 SURVEY OF LANGUAGE MINORITY CHILDREN IN MAINE PUBLIC SCHOOLS

SCHOOL DISTRICT	TOTAL ENROLLMENT*	TOTAL # OF LANGUAGE MINORITY CHILDREN	TOTAL # OF LANGUAGE MINORITY CHILDREN WHO ARE LIMITED ENGLISH PROFICIENT
SAD 25 - Sherman Station	724	1	1
* SAD 26 - Eastbrook	100	0	0
SAD 27 - Fort Kent	1,566	405	43
SAD 28 - Camden	1,461	17	3
SAD 29 - Houlton	1,617	1	1
* SAD 30 - Lee	253	3	0
SAD 31 - Howland	812	5	5
SAD 32 - Ashland	497	2	2
SAD 33 - Frenchville	473	213	124
SAD 34 - Belfast	2,069	13	4
SAD 35 - Elliot	2,269	9	1
SAD 36 - Livermore Falls	1,159	1	1
SAD 37 - Harrington	1,062	0	0
* SAD 38 - Carmel	331	0	0
SAD 39 - Buckfield	689	7	0
SAD 40 - Waldoboro	2,351	8	7
SAD 41 - Milo	1,134	4	2
SAD 42 - Mars Hill	551	1	1
SAD 43 - Mexico	1,794	6	6
SAD 44 - Bethel	1,124	1	1
SAD 45 - Washburn	553	1	1
SAD 46 - Dexter	1,399	5	0
SAD 47 - Oakland	2,376	18	3
SAD 48 - Newport	2,455	4	0
SAD 49 - Fairfield	2,849	8	1
SAD 50 - Thomaston	1,095	5	1
SAD 51 - Cumberland	1,691	16	15
SAD 52 - Turner	2,124	39	25
* SAD 53 - Pittsfield	803	1	0
SAD 54 - Skowhegan	3,268	4	0
SAD 55 - Cornish	1,328	6	1
SAD 56 - Searsport	946	9	1
SAD 57 - Waterboro	3,162	3	2
SAD 58 - Kingfield	1,099	4	2

* Indicates enrollments that are other than K-12

1991-92 SURVEY OF LANGUAGE MINORITY CHILDREN IN MAINE PUBLIC SCHOOLS

SCHOOL DISTRICT	TOTAL ENROLLMENT*	TOTAL # OF LANGUAGE MINORITY CHILDREN	TOTAL # OF LANGUAGE MINORITY CHILDREN WHO ARE LIMITED ENGLISH PROFICIENT
SAD 59 - Madison	1,197	8	0
SAD 60 - North Berwick	3,132	52	31
SAD 61 - Naples	2,276	4	4
* SAD 62 - Pownel	211	0	0
* SAD 63 - East Holden	708	0	0
SAD 64 - Corinth	1,376	0	0
* SAD 65 - Matinicus Island	5	0	0
SAD 67 - Lincoln	1,350	0	0
* SAD 68 - Dover-Foxcroft	1,029	1	0
SAD 70 - Hodgdon	788	2	0
SAD 71 - Kennebunk	2,097	35	30
* SAD 72 - Fryeburg	887	1	0
SAD 74 - N. Anson	1,016	9	0
SAD 75 - Topsham	3,257	49	33
* SAD 76 - Swan's Island	53	3	2
* SAD 77 - East Machias	492	6	2
* Union 7 - Dayton	129	0	0
* Union 7 - Saco	1,784	39	12
* Union 29 - Mechanic Falls	479	2	2
* Union 29 - Minot	286	0	0
* Union 29 - Poland	575	0	0
* Union 30 - Durham	434	0	0
Union 30 - Lisbon Falls	1,669	25	9
* Union 34 - Glenburn	677	1	1
Union 34 - Hermon	763	0	0
Union 37 - Rangeley	237	0	0
* Union 42 - Manchester	260	0	0
* Union 42 - Mt. Vernon	180	0	0
* Union 42 - Readfield	299	0	0
* Union 42 - Wayne	143	0	0
Union 43 - Monmouth	747	2	0
Union 43 - Richmond	594	0	0
* Union 44 - Litchfield	412	0	0
* Union 44 - Sabattus	553	0	0

* Indicates enrollments that are other than K-12

1991-92 SURVEY OF LANGUAGE MINORITY CHILDREN IN MAINE PUBLIC SCHOOLS

SCHOOL DISTRICT	TOTAL ENROLLMENT*	TOTAL # OF LANGUAGE MINORITY CHILDREN	TOTAL # OF LANGUAGE MINORITY CHILDREN WHO ARE LIMITED ENGLISH PROFICIENT
* Union 44 - Wales	178	0	0
* Union 47 - Georgetown	159	1	1
* Union 47 - Phippsburg	333	0	0
* Union 47 - West Bath	252	0	0
* Union 47 - Woolwich	521	0	0
* Union 48 - Dresden	102	0	0
Union 48 - Wiscasset	1,001	3	0
* Union 49 - Edgecomb	71	0	0
* Union 49 - Southport	52	0	0
* Union 51 - Chelsea	325	0	0
* Union 51 - Jefferson	321	0	0
* Union 51 - Palermo	135	0	0
* Union 51 - Somerville	86	0	0
* Union 51 - Whitefield	321	1	1
* Union 51 - Winsor	291	0	0
* Union 52 - China	633	3	1
* Union 52 - Vasselboro	508	0	0
Union 52 - Winslow	2,680	2	1
Union 60 - Greenville	423	8	5
* Union 60 - Shirley	23	3	0
* Union 69 - Appleton	163	0	0
* Union 69 - Hope	137	0	0
* Union 74 - Breaman	52	0	0
* Union 74 - Bristol	296	7	7
* Union 74 - Nobleboro	199	0	0
* Union 74 - South Bristol	76	0	0
* Union 76 - Brooklin	81	0	0
* Union 76 - Sedgwick	120	2	2
Union 87 - Orono	1,031	36	6
* Union 87 - Veazie	174	3	0
* Union 90 - Alton	79	0	0
* Union 90 - Bradley	81	0	0
* Union 90 - Greenbush	246	0	0
* Union 90 - Milford	417	10	2

* Indicates enrollments that are other than K-12

1991-92 SURVEY OF LANGUAGE MINORITY CHILDREN IN MAINE PUBLIC SCHOOLS

SCHOOL DISTRICT	TOTAL ENROLLMENT*	TOTAL # OF LANGUAGE MINORITY CHILDREN	TOTAL # OF LANGUAGE MINORITY CHILDREN WHO ARE LIMITED ENGLISH PROFICIENT
* Union 91 - Orland	294	0	0
* Union 91 - Orrington	440	0	0
* Union 92 - Hancock	198	0	0
* Union 92 - Lamoine	165	0	0
* Union 92 - Otis	103	0	0
* Union 92 - Surry	118	1	1
* Union 92 - Trenton	147	1	1
* Union 93 - Blue Hill	288	0	0
* Union 93 - Brooksville	96	0	0
* Union 93 - Castine	62	3	1
* Union 93 - Penobscot	160	0	0
* Union 96 - Gouldsboro	208	1	1
* Union 96 - Steuben	151	2	0
* Union 96 - Winter Harbor	448	2	0
* Union 98 - Bar Harbor	518	5	5
* Union 98 - Cranberry Isles	43	0	0
* Union 98 - Frenchboro	13	0	0
* Union 98 - Mt. Desert	225	0	0
* Union 98 - Southwest Harbor	232	2	2
* Union 98 - Tremont	156	1	1
* Union 102 - Jonesboro	96	0	0
Union 102 - Machias	593	4	0
* Union 102 - Wesley	20	0	0
* Union 103 - Beals	154	0	0
* Union 103 - Jonesport	277	0	0
* Union 104 - Charlotte	76	0	0
Union 104 - Eastport	354	3	3
* Union 104 - Pembroke	146	0	0
* Union 104 - Perry	164	0	0
* Union 106 - Alexander	89	0	0
Union 106 - Calais	879	0	0
* Union 106 - Robbinston	71	0	0
Union 107 - Baileyville	533	1	0
* Union 107 - Princeton	224	0	0

* Indicates enrollments that are other than K-12

1991-92 SURVEY OF LANGUAGE MINORITY CHILDREN IN MAINE PUBLIC SCHOOLS

SCHOOL DISTRICT	TOTAL ENROLLMENT*	TOTAL # OF LANGUAGE MINORITY CHILDREN	TOTAL # OF LANGUAGE MINORITY CHILDREN WHO ARE LIMITED ENGLISH PROFICIENT
* Union 108 - Vanceboro	55	0	0
* Union 110 - Reed Plantation	22	0	0
Union 113 - East Millinocket	579	10	6
* Union 113 - Medway	334	4	0
* Union 122 - New Sweden	159	0	0
* Union 122 - Stockholm	99	1	0
* Union 122 - Woodland	276	0	0
CSD 3 - Boothbay Harbor	827	1	1
* CSD 4 - Flander's Bay	313	1	0
* CSD 7 - Mount Desert Island	422	2	2
* CSD 8 - Airline	49	0	0
CSD 9 - Southern Aroostook	575	0	0
* CSD 10 - Readfield	633	2	0
* CSD 11 - Schoodic	368	1	0
* CSD 12 - East Range	22	0	0
CSD 13 - Deer Isle	518	0	0
* CSD 14 - Great Salt Bay	395	0	0
* CSD 15 - Oak Hill	424	0	0
* CSD 17 - Moosabec	125	0	0
CSD 18 - Wells	1,546	2	1
Baxter School for the Deaf	36	34	34
* Beatrice Rafferty School	184	184	157
* EUT - State of Maine	310	10	0
* Hayden School (Pineland)	11	0	0
* Indian Island School	109	0	0
* Indian Township School	154	154	154
* Maine Youth Center	196	1	0
Totals	210,572	3,755	1,662

* Indicates enrollments that are other than K-12

Part II

1991-92 SURVEY OF LANGUAGE MINORITY CHILDREN IN MAINE NON-PUBLIC SCHOOLS

SCHOOL DISTRICT	TOTAL ENROLLMENT*	TOTAL # OF LANGUAGE MINORITY CHILDREN	TOTAL # OF LANGUAGE MINORITY CHILDREN WHO ARE LIMITED ENGLISH PROFICIENT
* Aroostook Academy - Caribou	9	0	0
* Averill School - Hinckley	54	0	0
Bangor Seventh Day Adventist	14	0	0
Bay School - Blue Hill	54	1	0
Berwick Academy - S. Berwick	374	13	13
* Breakwater School - Portland	78	0	0
Canaan Christian School	69	1	1
* Carrabassett Valley Academy	57	3	3
* Cathedral School - Portland	100	0	0
* Catherine McAuley High School	178	5	0
* Center for Teaching & Learning	38	0	0
Central Maine Christian Academ	75	0	0
* Cerebral Palsy Center	8	0	0
* Cheverus High School	278	7	7
* Child Development Center	13	2	1
* Children's House Montessori	30	0	0
* Children's Playhouse - Gorham	6	0	0
* Community School - Camden	16	0	0
* Deck House School - Edgecomb	9	1	0
* Elan School - Poland Springs	124	0	0
* Erskine Academy - China	379	1	1
* Florence Lombard School -Saco	8	0	0
* Forestdale Elementary School	27	0	0
* Foxcroft Academy	444	0	0
* Fryebury Academy	436	11	11
* George Stevens Academy	313	0	0
* Gould Academy - Bethel	174	10	4
Greater Portland Christian	65	0	0
* HOME Inc. - Orland	0	0	0
* Hebron Academy	159	18	5
* Hilltop School - Bangor	11	0	0
* Holy Cross School - Lewiston	422	2	0
* Hyde School - Bath	180	4	0
* John Bapst High School -Bangor	396	5	0

* Indicates enrollments that are other than K-12

1991-92 SURVEY OF LANGUAGE MINORITY CHILDREN IN MAINE NON-PUBLIC SCHOOLS

SCHOOL DISTRICT	TOTAL ENROLLMENT*	TOTAL # OF LANGUAGE MINORITY CHILDREN	TOTAL # OF LANGUAGE MINORITY CHILDREN WHO ARE LIMITED ENGLISH PROFICIENT
* Kennebec Montessori School	32	0	0
Kennebunk Christian Academy	87	0	0
* Kent's Hill School	115	15	14
* Lee Academy	264	24	0
* Levey Hebrew Day School	16	1	1
* Lincoln Academy - Newcastle	511	3	3
* Little Red School House	5	0	0
* MCI	454	6	6
Merriconeag School - Freeport	19	0	0
* Mount Merici - Waterville	204	6	1
* New Day School - Mt. Vernon	13	0	0
North Yarmouth Academy	197	2	2
* Notre Dame de Lourdes - Saco	152	12	4
* Opportunity Training Center	34	0	0
Ossipee Valley Christian School	52	0	0
Pen Bay Christian School	25	0	0
* Penobscot Christian School	52	0	0
* Pine Grove Development Center	15	0	0
Pine Tree Academy - Freeport	129	0	0
Riley School - Glen Cove	42	0	0
* Rocking Horse Child Care Cente	12	0	0
School Around Us - Arundel	33	0	0
Seventh Day Adventist - Bangor	14	0	0
* Sheepscot Valley Children's Ho	6	0	0
* Spurwink School	143	0	0
* St. Andre's - Biddeford	160	8	0
* St. Athanasius - Rumford	130	0	0
* St. Augustine School - Augusta	162	1	1
* St. Dominic's - Lewiston	243	9	2
* St. Elizabeth's - Portland	7	0	0
* St. John's - Brunswick	238	3	1
* St. John's School - Bangor	247	3	3
* St. John's School - Winslow	136	0	0
* St. Joseph's - Biddeford	298	3	0

* Indicates enrollments that are other than K-12

1991-92 SURVEY OF LANGUAGE MINORITY CHILDREN IN MAINE NON-PUBLIC SCHOOLS

SCHOOL DISTRICT	TOTAL ENROLLMENT*	TOTAL # OF LANGUAGE MINORITY CHILDREN	TOTAL # OF LANGUAGE MINORITY CHILDREN WHO ARE LIMITED ENGLISH PROFICIENT
* St. Joseph's - Lewiston	192	0	0
* St. Joseph's School - Portland	217	17	17
* St. Mary's - Biddeford	76	0	0
* St. Mary's School - Augusta	251	10	0
* St. Mary's School - Bangor	100	2	0
* St. Mary's School - Houlton	61	0	0
* St. Patrick's - Portland	166	1	0
* St. Peter's School - Lewiston	130	0	0
* St. Thomas School - Sanford	234	4	0
* Sweetser School - Saco	95	0	0
* Thorton Academy	811	3	3
* Toddy Pond School - Belfast	20	2	0
* University School	0	0	0
* Village School - Dryden	16	0	0
* Washington Academy	330	1	1
Waynelete School - Portland	495	3	3
Willimantic Christian School	10	0	0
* Woodford's Educational Center	20	0	0
Totals	12,069	223	108

* Indicates enrollments that are other than K-12

Part III

SUBGROUP DATA ON CHILDREN OF LIMITED ENGLISH PROFICIENCY (LEP) IN MAINE, 1991-92

SCHOOL DISTRICT	TOTAL LEP ENROLLED	# OF LEP IN USA 3 YRS/LESS	# OF LEP WHO ARE REFUGEES	# OF LEP RECEIVING SUPPLEMENTAL INSTRUCT. SUPPORT	# OF LEP NOT RECV. SUPPLEMENTAL INSTRUCT. SUPPORT	# OF LEP RETAINED IN SAME GRADE A IN 1990	# OF LEP REFERRED TO SPEC. EDUCA.	# OF LEP PLACED IN SPEC.ED.	# OF LEP DROPPED OUT SINCE 3/1/91	# OF LEP ENROLLED IN VOCAT. EDUCATION	# OF LEP ENROLLED IN EXPL. VOCAT. EDUCATION	# OF LEP ENROLLED IN PROGRAMS UNDER ESEA CHAPTER 1
Auburn	14	8	2	14	0	0	0	0	0	0	0	0
Augusta	43	9	29	36	9	0	0	0	0	1	0	0
Bangor	17	8	4	10	4	0	2	2	0	0	3	0
Bath	13	0	0	8	0	0	1	1	0	0	3	0
Biddeford	44	20	40	14	30	0	0	0	0	0	2	0
Brewer	2	1	0	2	0	0	1	0	0	0	0	0
Brunswick	28	6	19	28	0	1	1	1	0	3	2	0
Bucksport	5	1	3	3	0	0	0	0	0	0	0	0
Cape Elizabeth	1	0	0	2	0	0	0	0	0	0	0	0
Caribou	22	1	0	22	0	0	0	0	0	0	0	0
Ellsworth	3	0	0	0	0	0	0	0	0	0	0	1
Falmouth	1	0	0	0	0	0	0	0	0	0	0	0
Gorham	1	0	0	0	0	0	0	0	0	0	0	0
Jay	8	0	0	0	4	4	0	0	0	0	0	0
Lewiston	11	11	7	11	0	0	2	2	0	0	0	0
Limestone	18	0	0	18	0	0	2	0	0	0	2	0
Madawaska	25	4	0	4	0	0	0	0	0	0	0	0
Millinocket	4	4	0	4	0	0	0	0	0	0	0	0
Old Orchard Beach	1	0	0	1	0	0	0	0	0	0	0	0
Old Town	21	18	0	19	2	0	0	0	0	0	1	0
Portland	280	255	0	273	0	0	6	5	8	8	22	0
Sanford	96	10	96	96	0	0	0	0	0	3	10	0

Part III

SUBGROUP DATA ON CHILDREN OF LIMITED ENGLISH PROFICIENCY (LEP) IN MAINE, 1991-92

SCHOOL DISTRICT	TOTAL LEP ENROLLED	# OF LEP IN USA 3 YRS/LESS	# OF LEP WHO ARE REFUGEES	# OF LEP RECEIVING SUPPLEMENTAL INSTRUC. SUPPORT	# OF LEP NOT RECV. SUPPLEMENTAL INSTRUC. SUPPORT	# OF LEP RETAINED IN SAME GRADE A IN 1990	# OF LEP REFERRED TO SPEC. EDUCA.	# OF LEP PLACED IN SPEC.ED.	# OF LEP DROPPED OUT SINCE 3/1/91	# OF LEP ENROLLED IN VOCAT. EDUCATION	# OF LEP ENROLLED IN EXPL. VOCAT. EDUCATION	# OF LEP ENROLLED IN PROGRAMS UNDER ESEA CHAPTER 1
Scarborough	6	6	1	6	0	0	0	0	0	0	2	0
South Portland	25	11	0	11	8	0	0	0	0	0	1	0
Waterville	6	4	0	3	3	0	1	1	0	0	6	0
York	1	1	0	1	0	0	0	0	0	0	1	0
SAD 1 - Presque Isle	1	0	0	0	0	0	0	0	0	0	0	0
SAD 4 - Guilford	1	1	1	1	0	0	0	0	0	0	0	0
SAD 5 - Rockland	3	3	0	2	0	0	0	0	0	0	0	0
SAD 6 - Buxton	2	1	0	1	1	0	0	0	0	0	2	0
SAD 8 - Vinalhaven	1	0	0	0	0	0	0	0	0	0	0	0
SAD 11 - Gardiner	10	2	0	1	8	0	0	2	0	1	0	0
SAD 12 - Jackman	3	0	0	0	0	0	0	0	0	0	0	0
SAD 16 - Hallowell	2	1	0	2	0	0	1	1	0	0	0	0
SAD 17 - South Paris	5	0	0	0	5	0	0	0	0	0	0	0
SAD 20 - Fort Fairfield	2	0	0	2	0	0	0	0	0	0	0	0
SAD 21 - Dixfield	10	1	0	0	1	0	0	0	0	0	1	10
SAD 22 - Hampden	11	7	2	11	0	1	0	0	0	0	0	0
SAD 24 - Van Buren	139	0	0	0	139	0	0	17	0	0	0	0
SAD 25 - Sherman Station	1	0	0	0	0	0	0	0	0	0	0	1
SAD 27 - Fort Kent	43	0	0	39	4	0	34	23	0	9	17	0
SAD 28 - Camden	3	3	0	3	0	0	0	0	0	0	0	0
SAD 29 - Houlton	1	0	0	0	0	0	0	0	0	0	0	0
SAD 31 - Howland	5	0	0	4	1	0	2	0	0	0	0	0

SUBGROUP DATA ON CHILDREN OF LIMITED ENGLISH PROFICIENCY (LEP) IN MAINE, 1991-92

SCHOOL DISTRICT	TOTAL LEP ENROLLED	# OF LEP IN USA 3 YRS/LESS	# OF LEP WHO ARE REFUGEES	# OF LEP RECEIVING SUPPLEMENTAL INSTRUCT. SUPPORT	# OF LEP NOT RECV. SUPPLEMENTAL INSTRUCT. SUPPORT	# OF LEP RETAINED IN SAME GRADE A IN 1990	# OF LEP REFERRED TO SPEC. EDUCA.	# OF LEP PLACED IN SPEC.ED.	# OF LEP DROPPED OUT SINCE 3/1/91	# OF LEP ENROLLED IN VOCAT. EDUCATION	# OF LEP ENROLLED IN EXPL. VOCAT. EDUCATION	# OF LEP ENROLLED IN PROGRAMS UNDER ESEA CHAPTER 1
SAD 32 - Ashland	2	2	0	2	0	0	0	0	0	0	0	0
SAD 33 - Frenchville	124	0	0	65	59	1	12	12	0	6	20	0
SAD 34 - Belfast	4	0	0	3	1	0	0	0	0	0	0	13
SAD 35 - Elliot	1	0	0	1	0	0	0	1	0	0	0	0
SAD 36 - Livermore Falls	1	0	0	0	0	0	0	0	0	0	0	1
SAD 40 - Waldoboro	7	1	0	1	0	0	0	0	0	0	0	0
SAD 41 - Milo	2	2	0	2	0	0	0	0	0	0	0	0
SAD 42 - Mars Hill	1	1	0	1	0	0	0	0	0	0	0	0
SAD 43 - Mexico	6	5	2	5	3	0	0	0	0	0	0	1
SAD 44 - Bethel	1	0	0	0	0	0	0	0	0	0	0	1
SAD 45 - Washburn	1	0	0	0	0	0	0	0	0	0	0	1
SAD 47 - Oakland	3	2	0	2	0	0	0	0	0	1	1	3
SAD 49 - Fairfield	1	0	0	0	1	0	0	0	0	0	0	0
SAD 50 - Thomaston	1	0	0	0	1	0	0	0	0	0	0	0
SAD 51 - Cumberland	15	0	0	1	15	0	1	1	1	1	4	0
SAD 52 - Turner	25	13	0	25	0	0	0	0	0	0	3	0
SAD 55 - Cornish	1	0	0	0	0	0	0	0	0	0	0	0
SAD 56 - Searsport	1	0	0	0	1	0	0	0	0	0	0	0
SAD 57 - Waterboro	2	2	0	2	0	0	0	0	0	0	0	0
SAD 58 - Kingfield	2	0	2	0	2	0	0	0	0	0	0	0
SAD 60 - North Berwick	31	11	24	31	0	0	1	1	0	0	1	0
SAD 61 - Naples	4	0	0	0	0	0	0	0	0	0	0	0

SUBGROUP DATA ON CHILDREN OF LIMITED ENGLISH PROFICIENCY (LEP) IN MAINE, 1991-92

SCHOOL DISTRICT	TOTAL LEP ENROLLED	# OF LEP IN USA 3 YRS/LESS	# OF LEP WHO ARE REFUGEES	# OF LEP RECEIVING SUPPLEMENTAL INSTRUCT. SUPPORT	# OF LEP NOT RECV. SUPPLEMENTAL INSTRUCT. SUPPORT	# OF LEP RETAINED IN SAME GRADE A IN 1990	# OF LEP REFERRED TO SPEC. EDUCA.	# OF LEP PLACED IN SPEC.ED.	# OF LEP DROPPED OUT SINCE 3/1/91	# OF LEP ENROLLED IN VOCAT. EDUCATION	# OF LEP ENROLLED IN EXPL. VOCAT. EDUCATION	# OF LEP ENROLLED IN PROGRAMS UNDER ESEA CHAPTER 1
SAD 71 - Kennebunk	30	9	12	26	0	0	1	0	0	0	2	0
SAD 75 - Topsham	33	8	0	23	10	0	3	1	0	0	2	0
SAD 76 - Swan's Island	2	0	0	2	0	1	0	0	0	0	0	0
SAD 77 - East Machias	2	2	0	1	1	0	0	0	0	0	0	0
Union 7 - Saco	12	5	4	12	0	0	3	1	0	2	10	0
Union 29 - Mechanic Falls	2	1	0	2	0	0	0	0	0	0	1	0
Union 30 - Lisbon Falls	9	3	2	8	2	0	0	1	1	0	1	0
Union 34 - Glenburn	1	0	0	0	0	0	0	0	0	0	0	0
Union 47 - Georgetown	1	1	0	1	0	0	0	0	0	0	0	0
Union 51 - Whitefield	1	0	0	0	0	0	0	0	0	0	0	0
Union 52 - China	1	0	0	1	0	0	1	1	0	0	0	0
Union 52 - Winslow	1	1	1	1	1	0	1	1	0	0	0	0
Union 60 - Greenville	5	0	0	5	0	0	2	0	0	0	0	0
Union 74 - Bristol	7	0	0	0	0	0	0	0	0	0	0	7
Union 76 - Sedgwick	2	0	0	0	0	0	0	0	0	0	0	0
Union 87 - Orono	6	6	0	6	0	2	1	0	0	0	1	0
Union 90 - Milford	2	0	0	1	1	0	2	2	0	0	0	0
Union 92 - Surry	1	0	0	0	0	0	0	0	0	0	0	0
Union 92 - Trenton	1	0	0	0	1	0	0	0	0	0	0	0
Union 93 - Castine	1	0	0	1	0	0	1	1	0	0	0	0
Union 96 - Gouldsboro	1	1	0	1	0	0	0	0	0	0	0	0
Union 98 - Bar Harbor	5	2	0	0	5	0	0	0	0	0	2	0

SUBGROUP DATA ON CHILDREN OF LIMITED ENGLISH PROFICIENCY (LEP) IN MAINE, 1991-92

SCHOOL DISTRICT	TOTAL LEP ENROLLED	# OF LEP IN USA 3 YRS/LESS	# OF LEP WHO ARE REFUGEES	# OF LEP RECEIVING SUPPLEMENTAL INSTRUC. SUPPORT	# OF LEP NOT RECV. SUPPLEMENTAL INSTRUC. SUPPORT	# OF LEP RETAINED IN SAME GRADE A IN 1990	# OF LEP REFERRED TO SPEC. EDUCA.	# OF LEP PLACED IN SPEC.ED.	# OF LEP DROPPED OUT SINCE 3/1/91	# OF LEP ENROLLED IN VOCAT. EDUCATION	# OF LEP ENROLLED IN EXPL. VOCAT. EDUCATION	# OF LEP ENROLLED IN PROGRAMS UNDER ESEA CHAPTER 1
Union 98 - Southwest Harbor	2	0	0	0	0	0	0	0	0	0	0	0
Union 98 - Tremont	1	0	0	1	0	0	0	0	0	0	0	0
Union 104 - Eastport	3	0	0	0	0	0	0	0	0	0	0	2
Union 113 - East Millinocket	6	6	0	6	0	0	0	0	0	0	0	0
CSD 3 - Boothbay Harbor	1	0	0	0	0	0	0	0	0	0	0	0
CSD 7 - Mount Desert Island	2	2	0	0	2	0	0	0	0	0	0	0
CSD 18 - Wells	1	0	0	0	0	0	0	0	0	0	0	0
Baxter School for the Deaf	34	0	0	34	0	0	0	34	0	10	4	0
Beatrice Rafferty School	157	0	0	0	157	0	0	0	0	0	0	0
Indian Township School	154	0	0	154	0	0	0	0	0	0	154	0
Totals	1,662	483	251	1079	482	10	82	112	10	45	281	41

Part IV

SUBGROUP DATA ON CHILDREN OF LIMITED ENGLISH PROFICIENCY (LEP) IN MAINE, NON-PUBLIC 1991-92

SCHOOL DISTRICT	TOTAL LEP ENROLLED	# OF LEP IN USA 3 YRS/LESS	# OF LEP WHO ARE REFUGEES	# OF LEP RECEIVING SUPPLEMENTAL INSTRUCT. SUPPORT	# OF LEP NOT RECV. SUPPLEMENTAL INSTRUCT. SUPPORT	# OF LEP RETAINED IN SAME GRADE AS IN 1990	# OF LEP REFERRED TO SPEC. EDUCA.	# OF LEP PLACED IN SPEC.ED.	# OF LEP DROPPED OUT SINCE 3/1/91	# OF LEP ENROLLED IN VOCAT. EDUCATION	# OF LEP ENROLLED IN EXPL. VOCAT. EDUCATION
Berwick Academy - S. Berwick	13	0	0	13	0	0	0	0	0	0	0
Canaan Christian School	1	0	0	0	1	0	0	0	0	0	0
Carrabassett Valley Academy	3	3	0	1	2	0	0	0	0	0	0
Cheverus High School	7	7	0	7	0	0	0	0	0	0	0
Child Development Center	1	1	0	1	0	0	0	0	0	0	0
Erskine Academy - China	1	0	0	0	0	0	0	0	0	0	0
Fryebury Academy	11	0	0	11	0	0	0	0	0	1	0
Gould Academy - Bethel	4	4	0	4	0	0	0	4	0	0	0
Hebron Academy	5	5	0	5	0	0	0	0	0	0	0
Kent's Hill School	14	14	0	10	4	0	0	0	0	0	0
Levey Hebrew Day School	1	0	0	0	0	0	0	0	0	0	0
Lincoln Academy - Newcastle	3	0	0	3	0	0	0	0	0	0	0
MCI	6	0	0	0	6	0	0	0	0	0	0
Mount Merici - Waterville	1	1	0	1	0	0	0	0	0	0	0
North Yarmouth Academy	2	0	0	0	0	0	0	0	0	0	0
Notre Dame de Lourdes - Saco	4	4	1	0	4	0	1	0	0	0	0
St. Augustine School - Augusta	1	0	0	0	1	0	0	0	0	0	0
St. Dominic's - Lewiston	2	2	0	0	3	0	0	0	0	0	0
St. John's - Brunswick	1	0	0	1	1	0	0	1	0	0	0
St. John's School - Bangor	3	0	0	0	0	0	0	0	0	0	0
St. Joseph's School - Portland	17	0	0	0	0	0	0	0	0	0	0
Thorton Academy	3	0	0	3	0	0	0	0	0	0	0

Part IV

SUBGROUP DATA ON CHILDREN OF LIMITED ENGLISH PROFICIENCY (LEP) IN MAINE, NON-PUBLIC 1991-92

SCHOOL DISTRICT	TOTAL LEP ENROLLED	# OF LEP IN USA 3 YRS/LESS	# OF LEP WHO ARE REFUGEES	# OF LEP RECEIVING SUPPLEMENTAL INSTRUCTIONAL SUPPORT	# OF LEP NOT RECV. SUPPLEMENTAL INSTRUCTIONAL SUPPORT	# OF LEP RETAINED IN SAME GRADE AS IN 1990	# OF LEP REFERRED TO SPEC. EDUCATION	# OF LEP PLACED IN SPEC. ED.	# OF LEP DROPPED OUT SINCE 3/1/91	# OF LEP ENROLLED IN VOCATIONAL EDUCATION	# OF LEP ENROLLED IN EXPL. VOCATIONAL EDUCATION
Washington Academy	1	0	0	0	0	0	0	0	0	0	0
Waynelete School - Portland	3	0	3	3	0	0	0	0	0	0	0
Totals	108	41	4	63	22	0	1	5	0	1	0

Part V-A

SUPPORT SERVICES FOR LIMITED ENGLISH PROFICIENT (LEP) CHILDREN BEYOND THE REGULAR CLASSROOM IN MAINE PUBLIC SCHOOLS 1991-92

SCHOOL DISTRICT	BILINGUAL EDUCATION	ESL IN LIEU OF ENGLISH LANGUAGE ARTS	ESL PULLOUT	ESL TUTOR SCHOOL HOURS	ESL TUTOR AFTER SCHOOL	SUMMER SCHOOL ESL	ADULT EDUCATION ESL	SHELTERED ENGLISH
Auburn		X	X	X				
Augusta		X	X	X				
Bangor		X		X	X	X		
Bath			X	X				
Biddeford			X	X				
Brewer			X	X	X			
Brunswick		X	X	X				
Bucksport	X	X	X	X				
Cape Elizabeth				X				
Caribou	X		X	X				
Ellsworth								
Falmouth								
Gorham								
Jay				X				
Lewiston		X		X	X	X	X	
Limestone		X	X	X	X	X		
Madawaska								
Millinocket				X		X		
Old Orchard Beach				X				
Old Town				X				
Portland	X	X				X		X
Sanford			X	X		X	X	

Part V-A

SUPPORT SERVICES FOR LIMITED ENGLISH PROFICIENT (LEP) CHILDREN BEYOND THE REGULAR CLASSROOM IN MAINE PUBLIC SCHOOLS 1991-92

SCHOOL DISTRICT	BILINGUAL EDUCATION	ESL IN LIEU OF ENGLISH LANGUAGE ARTS	ESL PULLOUT	ESL TUTOR SCHOOL HOURS	ESL TUTOR AFTER SCHOOL	SUMMER SCHOOL ESL	ADULT EDUCATION ESL	SHELTERED ENGLISH
Scarborough		X	X	X		X	X	
South Portland		X	X	X		X		X
Waterville		X		X	X		X	
York			X	X	X			
SAD 1 - Presque Isle								
SAD 4 - Guilford				X				
SAD 5 - Rockland				X				
SAD 6 - Buxton				X	X			
SAD 8 - Vinalhaven								
SAD 11 - Gardiner				X				
SAD 12 - Jackman								
SAD 16 - Hallowell				X				
SAD 17 - South Paris								
SAD 20 - Fort Fairfield								
SAD 21 - Dixfield				X				
SAD 22 - Hampden			X	X		X		
SAD 24 - Van Buren								
SAD 25 - Sherman Station								
SAD 27 - Fort Kent								
SAD 28 - Camden				X				
SAD 29 - Houlton								
SAD 31 - Howland			X	X				

SUPPORT SERVICES FOR LIMITED ENGLISH PROFICIENT (LEP) CHILDREN BEYOND THE REGULAR
CLASSROOM IN MAINE PUBLIC SCHOOLS 1991-92

SCHOOL DISTRICT	BILINGUAL EDUCATION	ESL IN LIEU OF ENGLISH LANGUAGE ARTS	ESL PULLOUT	ESL TUTOR SCHOOL HOURS	ESL TUTOR AFTER SCHOOL	SUMMER SCHOOL ESL	ADULT EDUCATION ESL	SHELTERED ENGLISH
SAD 32 - Ashland			X	X				
SAD 33 - Frenchville	X							
SAD 34 - Belfast				X				
SAD 35 - Elliot			X	X				
SAD 36 - Livermore Falls								
SAD 40 - Waldoboro				X				
SAD 41 - Milo		X		X				
SAD 42 - Mars Hill			X	X				
SAD 43 - Mexico			X	X				
SAD 44 - Bethel								
SAD 45 - Washburn								
SAD 47 - Oakland				X	X			
SAD 49 - Fairfield								
SAD 50 - Thomaston								
SAD 51 - Cumberland				X				
SAD 52 - Turner	X	X	X	X		X	X	
SAD 55 - Cornish								
SAD 56 - Searsport								
SAD 57 - Waterboro				X	X			
SAD 58 - Kingfield								
SAD 60 - North Berwick		X	X	X				X
SAD 61 - Naples								

SUPPORT SERVICES FOR LIMITED ENGLISH PROFICIENT (LEP) CHILDREN BEYOND THE REGULAR CLASSROOM IN MAINE PUBLIC SCHOOLS 1991-92

SCHOOL DISTRICT	BILINGUAL EDUCATION	ESL IN LIEU OF ENGLISH LANGUAGE ARTS	ESL PULLOUT	ESL TUTOR SCHOOL HOURS	ESL TUTOR AFTER SCHOOL	SUMMER SCHOOL ESL	ADULT EDUCATION ESL	SHELTERED ENGLISH
SAD 71 - Kennebunk		X	X	X	X			
SAD 75 - Topsham		X	X	X	X			X
SAD 76 - Swan's Island								
SAD 77 - East Machias								
Union 7 - Saco		X	X	X			X	
Union 29 - Mechanic Falls				X				
Union 30 - Lisbon Falls		X	X	X		X		
Union 34 - Glenburn								
Union 47 - Georgetown				X				
Union 51 - Whitefield								
Union 52 - China								
Union 52 - Winslow					X			
Union 60 - Greenville		X	X	X				
Union 74 - Bristol				X				
Union 76 - Sedgwick								
Union 87 - Orono		X	X	X				
Union 90 - Milford		X	X	X		X		
Union 92 - Surry								
Union 92 - Trenton								
Union 93 - Castine								
Union 96 - Gouldsboro								
Union 98 - Bar Harbor								

SUPPORT SERVICES FOR LIMITED ENGLISH PROFICIENT (LEP) CHILDREN BEYOND THE REGULAR CLASSROOM IN MAINE PUBLIC SCHOOLS 1991-92

SCHOOL DISTRICT	BILINGUAL EDUCATION	ESL IN LIEU OF ENGLISH LANGUAGE ARTS	ESL PULLOUT	ESL TUTOR SCHOOL HOURS	ESL TUTOR AFTER SCHOOL	SUMMER SCHOOL ESL	ADULT EDUCATION ESL	SHELTERED ENGLISH
Union 98 - Southwest Harbor								
Union 98 - Tremont	X	X		X				
Union 104 - Eastport								
Union 113 - East Millinocket		X		X				
CSD 3 - Boothbay Harbor								
CSD 7 - Mount Desert Island				X			X	
CSD 18 - Wells								
Baxter School for the Deaf								
Beatrice Rafferty School								
Indian Township School	X					X		
Totals	7	23	28	55	12	13	7	4

Part V-B

SUPPORT SERVICES FOR LIMITED ENGLISH PROFICIENT (LEP) CHILDREN BEYOND THE REGULAR CLASSROOM IN MAINE PUBLIC SCHOOLS 1991-92

SCHOOL DISTRICT	HOME STUDY	SPECIAL EDUCATION	SUBMERSION	IMMERSION	OTHER METHODS
Auburn					
Augusta		X			
Bangor		X	X		X
Bath					
Biddeford					
Brewer			X	X	
Brunswick					
Bucksport		X	X	X	
Cape Elizabeth					X
Caribou		X			
Ellsworth					
Falmouth					
Gorham					
Jay				X	
Lewiston		X	X	X	
Limestone		X	X		X
Madawaska				X	
Millinocket					
Old Orchard Beach					
Old Town					
Portland			X		X
Sanford					

Part V-B

SUPPORT SERVICES FOR LIMITED ENGLISH PROFICIENT (LEP) CHILDREN BEYOND THE REGULAR
CLASSROOM IN MAINE PUBLIC SCHOOLS 1991-92

SCHOOL DISTRICT	HOME STUDY	SPECIAL EDUCATION	SUBMERSION	IMMERSION	OTHER METHODS
Scarborough					
South Portland					
Waterville			X		X
York					
SAD 1 - Presque Isle					
SAD 4 - Guilford					
SAD 5 - Rockland					
SAD 6 - Buxton					
SAD 8 - Vinalhaven					
SAD 11 - Gardiner			X		
SAD 12 - Jackman					
SAD 16 - Hallowell		X			
SAD 17 - South Paris					
SAD 20 - Fort Fairfield			X	X	
SAD 21 - Dixfield					
SAD 22 - Hampden					
SAD 24 - Van Buren			X		
SAD 25 - Sherman Station					
SAD 27 - Fort Kent		X		X	X
SAD 28 - Camden					
SAD 29 - Houlton					
SAD 31 - Howland					

SUPPORT SERVICES FOR LIMITED ENGLISH PROFICIENT (LEP) CHILDREN BEYOND THE REGULAR
CLASSROOM IN MAINE PUBLIC SCHOOLS 1991-92

SCHOOL DISTRICT	HOME STUDY	SPECIAL EDUCATION	SUBMERSION	IMMERSION	OTHER METHODS
SAD 32 - Ashland				X	X
SAD 33 - Frenchville		X			
SAD 34 - Belfast					
SAD 35 - Elliot		X	X		X
SAD 36 - Livermore Falls					
SAD 40 - Waldoboro					
SAD 41 - Milo			X	X	
SAD 42 - Mars Hill					
SAD 43 - Mexico					
SAD 44 - Bethel					
SAD 45 - Washburn					
SAD 47 - Oakland				X	
SAD 49 - Fairfield			X		X
SAD 50 - Thomaston		X			
SAD 51 - Cumberland			X		
SAD 52 - Turner		X		X	
SAD 55 - Cornish		X			
SAD 56 - Searsport		X	X		
SAD 57 - Waterboro					
SAD 58 - Kingfield					X
SAD 60 - North Berwick					
SAD 61 - Naples					

SUPPORT SERVICES FOR LIMITED ENGLISH PROFICIENT (LEP) CHILDREN BEYOND THE REGULAR
CLASSROOM IN MAINE PUBLIC SCHOOLS 1991-92

SCHOOL DISTRICT	HOME STUDY	SPECIAL EDUCATION	SUBMERSION	IMMERISION	OTHER METHODS
SAD 71 - Kennebunk					
SAD 75 - Topsham					
SAD 76 - Swan's Island	X	X	X		
SAD 77 - East Machias			X		
Union 7 - Saco					
Union 29 - Mechanic Falls			X		
Union 30 - Lisbon Falls		X			X
Union 34 - Glenburn					
Union 47 - Georgetown					
Union 51 - Whitefield					
Union 52 - China		X			
Union 52 - Winslow		X			
Union 60 - Greenville					
Union 74 - Bristol					
Union 76 - Sedgwick					
Union 87 - Orono					
Union 90 - Milford		X			
Union 92 - Surry					
Union 92 - Trenton					
Union 93 - Castine		X	X		
Union 96 - Gouldsboro			X		
Union 98 - Bar Harbor			X		

SUPPORT SERVICES FOR LIMITED ENGLISH PROFICIENT (LEP) CHILDREN BEYOND THE REGULAR
CLASSROOM IN MAINE PUBLIC SCHOOLS 1991-92

SCHOOL DISTRICT	HOME STUDY	SPECIAL EDUCATION	SUBMERSION	IMMERSION	OTHER METHODS
Union 98 - Southwest Harbor					
Union 98 - Tremont					
Union 104 - Eastport					
Union 113 - East Millinocket					
CSD 3 - Boothbay Harbor					
CSD 7 - Mount Desert Island		X	X		
CSD 18 - Wells					
Baxter School for the Deaf		X			
Beatrice Rafferty School			X		
Indian Township School		X		X	
Totals	1	23	23	12	11

Part V-C

SUPPORT SERVICES FOR LIMITED ENGLISH PROFICIENT (LEP) CHILDREN BEYOND THE REGULAR CLASSROOM IN MAINE PUBLIC SCHOOLS 1991-92

SCHOOL DISTRICT	TEACHER(S) IS (ARE) ENDORSED IN ESL	TEACHER(S) IS (ARE) ENDORSED IN BILINGUAL EDUCATION	NO ENDORSEMENT IN ESL OR BILINGUAL EDUCATION	PARAPROFESSIONAL SUPPORT ONLY
Auburn	X			
Augusta	X			
Bangor	X		X	X
Bath				
Biddeford			X	X
Brewer	X			
Brunswick	X			X
Bucksport			X	
Cape Elizabeth				
Caribou	X			
Ellsworth				
Falmouth				
Gorham				
Jay			X	
Lewiston	X		X	X
Limestone	X			
Madawaska				
Millinocket				
Old Orchard Beach				X
Old Town				X
Portland	X		X	
Sanford	X		X	X

Part V-C

SUPPORT SERVICES FOR LIMITED ENGLISH PROFICIENT (LEP) CHILDREN BEYOND THE REGULAR CLASSROOM IN MAINE PUBLIC SCHOOLS 1991-92

SCHOOL DISTRICT	TEACHER(S) IS (ARE) ENDORSED IN ESL	TEACHER(S) IS (ARE) ENDORSED IN BILINGUAL EDUCATION	NO ENDORSEMENT IN ESL OR BILINGUAL EDUCATION	PARAPROFESSIONAL SUPPORT ONLY
Scarborough			X	
South Portland	X		X	
Waterville	X			X
York			X	
SAD 1 - Presque Isle				
SAD 4 - Guilford				
SAD 5 - Rockland	X		X	
SAD 6 - Buxton	X			
SAD 8 - Vinalhaven				
SAD 11 - Gardiner			X	X
SAD 12 - Jackman				
SAD 16 - Hallowell			X	
SAD 17 - South Paris				
SAD 20 - Fort Fairfield			X	X
SAD 21 - Dixfield				
SAD 22 - Hampden			X	
SAD 24 - Van Buren				X
SAD 25 - Sherman Station				
SAD 27 - Fort Kent			X	X
SAD 28 - Camden			X	
SAD 29 - Houlton				
SAD 31 - Howland				X

SUPPORT SERVICES FOR LIMITED ENGLISH PROFICIENT (LEP) CHILDREN BEYOND THE REGULAR CLASSROOM IN MAINE PUBLIC SCHOOLS 1991-92

SCHOOL DISTRICT	TEACHER(S) IS (ARE) ENDORSED IN ESL	TEACHER(S) IS (ARE) ENDORSED IN BILINGUAL EDUCATION	NO ENDORSEMENT IN ESL OR BILINGUAL EDUCATION	PARAPROFESSIONAL SUPPORT ONLY
SAD 32 - Ashland		X		
SAD 33 - Frenchville			X	
SAD 34 - Belfast			X	
SAD 35 - Elliot			X	
SAD 36 - Livermore Falls				
SAD 40 - Waldoboro	X			
SAD 41 - Milo			X	X
SAD 42 - Mars Hill			X	
SAD 43 - Mexico			X	
SAD 44 - Bethel				
SAD 45 - Washburn				
SAD 47 - Oakland			X	X
SAD 49 - Fairfield				
SAD 50 - Thomaston				
SAD 51 - Cumberland			X	X
SAD 52 - Turner	X			
SAD 55 - Cornish				
SAD 56 - Searsport			X	X
SAD 57 - Waterboro		X		
SAD 58 - Kingfield				
SAD 60 - North Berwick	X			
SAD 61 - Naples				

SUPPORT SERVICES FOR LIMITED ENGLISH PROFICIENT (LEP) CHILDREN BEYOND THE REGULAR CLASSROOM IN MAINE PUBLIC SCHOOLS 1991-92

SCHOOL DISTRICT	TEACHER(S) IS (ARE) ENDORSED IN ESL	TEACHER(S) IS (ARE) ENDORSED IN BILINGUAL EDUCATION	NO ENDORSEMENT IN ESL OR BILINGUAL EDUCATION	PARAPROFESSIONAL SUPPORT ONLY
SAD 71 - Kennebunk	X			
SAD 75 - Topsham	X			
SAD 76 - Swan's Island			X	
SAD 77 - East Machias				
Union 7 - Saco	X			
Union 29 - Mechanic Falls			X	
Union 30 - Lisbon Falls			X	
Union 34 - Glenburn				
Union 47 - Georgetown	X			
Union 51 - Whitefield				
Union 52 - China			X	
Union 52 - Winslow	X			
Union 60 - Greenville				
Union 74 - Bristol	X			
Union 76 - Sedgwick				
Union 87 - Orono			X	
Union 90 - Milford			X	
Union 92 - Surry				
Union 92 - Trenton				
Union 93 - Castine				
Union 96 - Gouldsboro			X	X
Union 98 - Bar Harbor			X	X

SUPPORT SERVICES FOR LIMITED ENGLISH PROFICIENT (LEP) CHILDREN BEYOND THE REGULAR CLASSROOM IN MAINE PUBLIC SCHOOLS 1991-92

SCHOOL DISTRICT	TEACHER(S) IS (ARE) ENDORSED IN ESL	TEACHER(S) IS (ARE) ENDORSED IN BILINGUAL EDUCATION	NO ENDORSEMENT IN ESL OR BILINGUAL EDUCATION	PARAPROFESSIONAL SUPPORT ONLY
Union 98 - Southwest Harbor				
Union 98 - Tremont	X	X		
Union 104 - Eastport				
Union 113 - East Millinocket			X	
CSD 3 - Boothbay Harbor				
CSD 7 - Mount Desert Island			X	X
CSD 18 - Wells				
Baxter School for the Deaf				
Beatrice Rafferty School				X
Indian Township School				
Totals	24	3	36	21

Part VI-A

SUPPORT SERVICES FOR LIMITED ENGLISH PROFICIENT (LEP) CHILDREN BEYOND THE REGULAR CLASSROOM IN MAINE NON-PUBLIC SCHOOLS 1991-92

SCHOOL DISTRICT	BILINGUAL EDUCATION	ESL IN LIEU OF ENGLISH LANGUAGE ARTS	ESL PULLOUT	ESL TUTOR SCHOOL HOURS	ESL TUTOR AFTER SCHOOL	SUMMER SCHOOL ESL	ADULT EDUCATION ESL	SHELTERED ENGLISH
Berwick Academy - S. Berwick				X	X			
Canaan Christian School								
Carrabassett Valley Academy					X			
Cheverus High School			X	X				
Child Development Center								
Erskine Academy - China								
Fryebury Academy			X	X				
Gould Academy - Bethel				X	X			
Hebron Academy		X						
Kent's Hill School		X	X	X	X	X		
Levey Hebrew Day School								
Lincoln Academy - Newcastle				X				
MCI					X			
Mount Merici - Waterville				X				
North Yarmouth Academy								
Notre Dame de Lourdes - Saco	X							
St. Augustine School - Augusta								
St. Dominic's - Lewiston								
St. John's - Brunswick								
St. John's School - Bangor								
St. Joseph's School - Portland								
Thorton Academy		X	X	X			X	

PART VI-A

SUPPORT SERVICES FOR LIMITED ENGLISH PROFICIENT (LEP) CHILDREN BEYOND THE REGULAR
CLASSROOM IN MAINE NON-PUBLIC SCHOOLS 1991-92

SCHOOL DISTRICT	BILINGUAL EDUCATION	ESL IN LIEU OF ENGLISH LANGUAGE ARTS	ESL PULLOUT	ESL TUTOR SCHOOL HOURS	ESL TUTOR AFTER SCHOOL	SUMMER SCHOOL ESL	ADULT EDUCATION ESL	SHELTERED ENGLISH
Washington Academy								
Waynelete School - Portland		X		X		X		
Totals	1	4	4	9	5	2	1	0

Part VI-B

SUPPORT SERVICES FOR LIMITED ENGLISH PROFICIENT (LEP) CHILDREN BEYOND THE REGULAR CLASSROOM IN MAINE NON-PUBLIC SCHOOLS 1991-92

SCHOOL DISTRICT	HOME STUDY	SPECIAL EDUCATION	SUBMERSION	IMMERSION	OTHER METHODS
Berwick Academy - S. Berwick					
Canaan Christian School	X				
Carrabassett Valley Academy			X		X
Cheverus High School					
Child Development Center			X		
Erskine Academy - China					
Fryebury Academy					
Gould Academy - Bethel					
Hebron Academy				X	
Kent's Hill School					
Levey Hebrew Day School					
Lincoln Academy - Newcastle					
MCI		X			
Mount Merici - Waterville			X		
North Yarmouth Academy					
Notre Dame de Lourdes - Saco					
St. Augustine School - Augusta					
St. Dominic's - Lewiston					
St. John's - Brunswick					
St. John's School - Bangor					
St. Joseph's School - Portland					
Thorton Academy					

Part VI-B

SUPPORT SERVICES FOR LIMITED ENGLISH PROFICIENT (LEP) CHILDREN BEYOND THE REGULAR
CLASSROOM IN MAINE NON-PUBLIC SCHOOLS 1991-92

SCHOOL DISTRICT	HOME STUDY	SPECIAL EDUCATION	SUBMERSION	IMMERSION	OTHER METHODS
--------------------	---------------	----------------------	------------	-----------	------------------

Washington Academy

Waynelete School - Portland

Totals	1	1	3	1	1
--------	---	---	---	---	---

Part VI-C

SUPPORT SERVICES FOR LIMITED ENGLISH PROFICIENT (LEP) CHILDREN BEYOND THE REGULAR CLASSROOM IN MAINE NON-PUBLIC SCHOOLS 1991-92

SCHOOL DISTRICT	TEACHER(S) IS (ARE) ENDORSED IN ESL	TEACHER(S) IS (ARE) ENDORSED IN BILINGUAL EDUCATION	NO ENDORSEMENT IN ESL OR BILINGUAL EDUCATION	PARAPROFESSIONAL SUPPORT ONLY
Berwick Academy - S. Berwick	X			
Canaan Christian School				
Carrabassett Valley Academy				X
Cheverus High School			X	
Child Development Center				
Erskine Academy - China				
Fryebury Academy	X			
Gould Academy - Bethel				X
Hebron Academy			X	
Kent's Hill School			X	
Levey Hebrew Day School				
Lincoln Academy - Newcastle				
MCI	X			
Mount Merici - Waterville				X
North Yarmouth Academy				
Notre Dame de Lourdes - Saco				
St. Augustine School - Augusta				
St. Dominic's - Lewiston		X		
St. John's - Brunswick				
St. John's School - Bangor				
St. Joseph's School - Portland				
Thorton Academy	X			

Part VI-C

SUPPORT SERVICES FOR LIMITED ENGLISH PROFICIENT (LEP) CHILDREN BEYOND THE REGULAR
CLASSROOM IN MAINE NON-PUBLIC SCHOOLS 1991-92

SCHOOL DISTRICT	TEACHER(S) IS (ARE) ENDORSED IN ESL	TEACHER(S) IS (ARE) ENDORSED IN BILINGUAL EDUCATION	NO ENDORSEMENT IN ESL OR BILINGUAL EDUCATION	PARAPROFESSIONAL SUPPORT ONLY
--------------------	---	---	--	----------------------------------

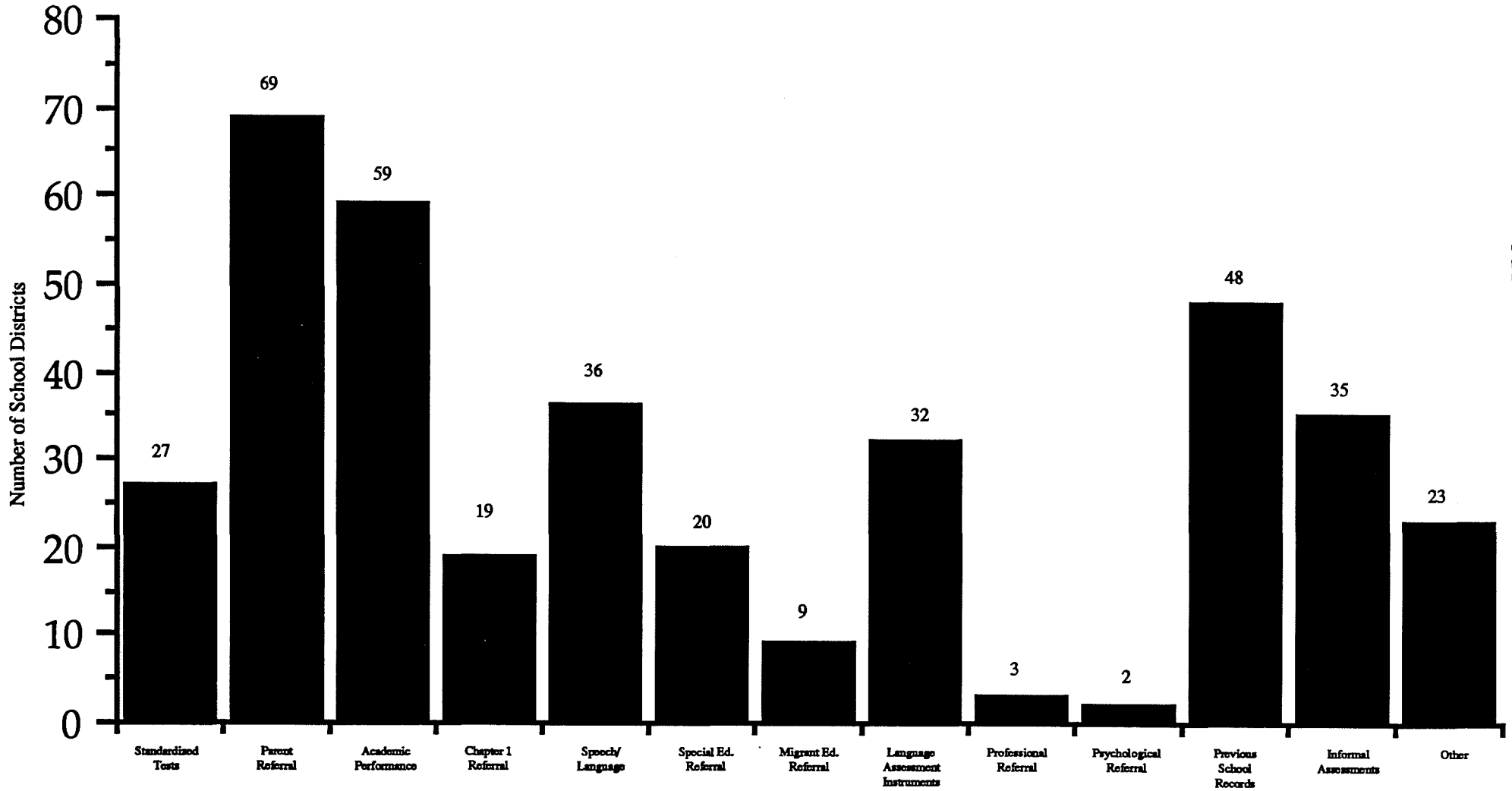
Washington Academy

Waynelete School - Portland

Totals	4	1	3	3
--------	---	---	---	---



Methods Used to Identify LEP Public School Students in Maine 1991-92

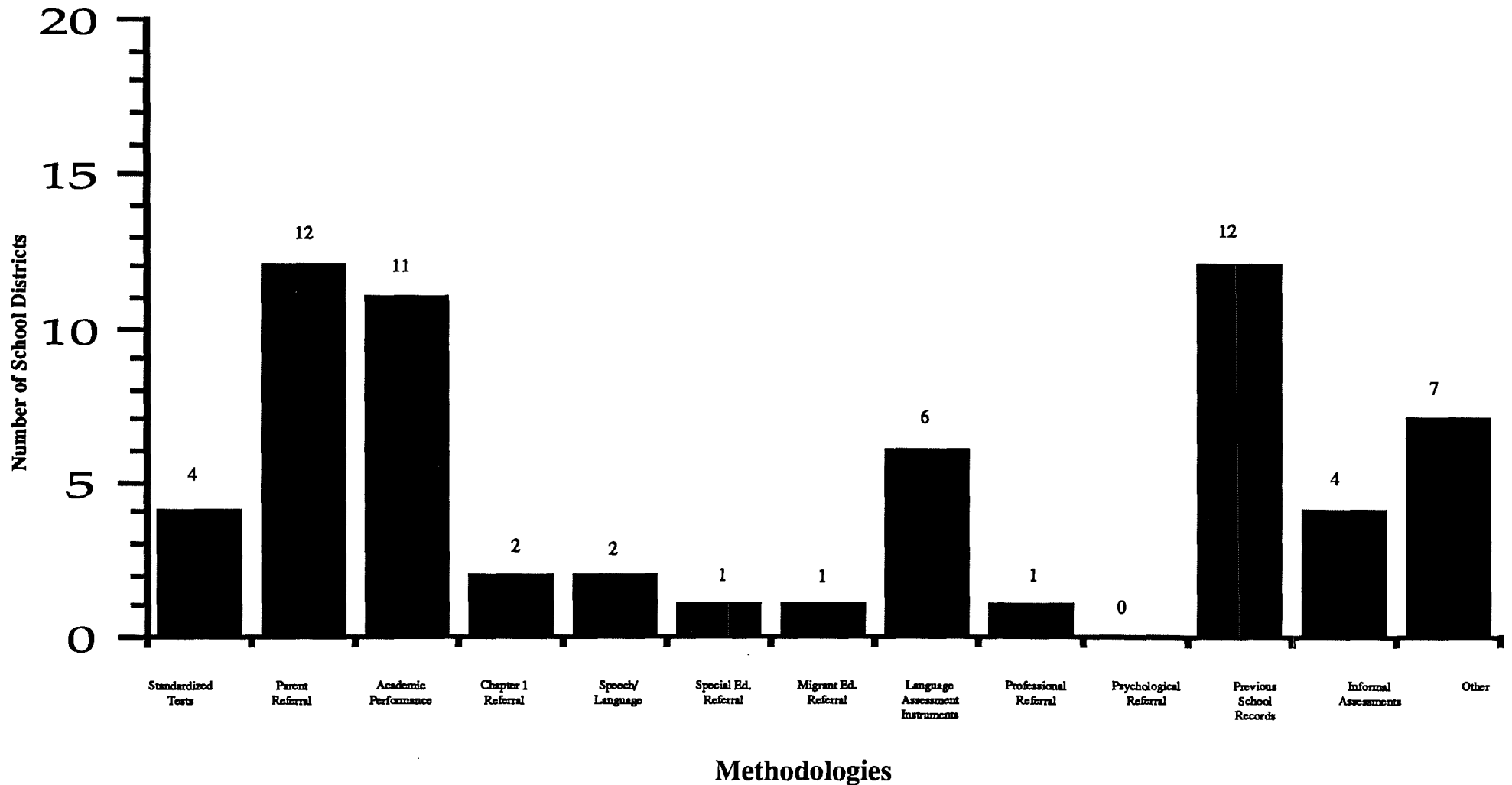


Part VII

Methodologies

Numbers above each bar are actual LEA's Reporting this method

Methods Used to Identify LEP Private School Students in Maine 1991-92



Numbers above each bar are actual LEA's Reporting this method



Summation of Support Services, Local Expenditures for LEP Children in Maine

<u>Full and Part-time Positions</u>	<u>Local Public Cost</u>	<u>Local Private Cost</u>
Bilingual Education Directors 24 Public 2 Private schools	\$ 409,152	\$ 6,843
School Psychologists 5 Public 1 Private Schools	\$ 11,601	0
Guidance Counselors 60 Public 2 Private Schools	\$ 73,128	\$ 2,169
Special Education Teachers 26 Public Schools	\$ 155,180	0
Teacher Aides/Facilitators 47 Public 4 Private Schools	\$ 340,787	\$ 7,600
Parent Liaisons 5 Public Schools	\$ 14,606	0
Other 2 Public Schools	\$ 40,500	0
<hr style="border-top: 1px dashed black;"/>		
Totals	\$ 1,047,619	\$ 16,012


Note: The above positions do not include:

74 Public and 7 Private ESL teaching positions statewide.

25 Public and 3 Private ESL paraprofessional positions statewide.

Minority Languages

Spoken Natively by Children in Maine's Public & Private Schools 1991-92



Total Language Count 4, 015 students

Source: Maine Department of Education Federal Projects for Language Minorities, 1992

NATIVE LANGUAGES SPOKEN BY MAINE CHILDREN - 1991-92

Language	# Speakers Public School	# Speakers Private School
American Sign (including cued speech)	78	
Amharic	13	
Arabic	21	
Bulgarian	10	1
Chinese (Cantonese-2, Mandarin-2)	102	6
Creole	2	
Czech	11	
Danish	1	
Dari	27	
Dutch	4	
Farsi (Persian)	21	
Finnish	2	
French	1711	45
German	67	10
Ghanaian	1	
Greek	34	1
Guamian	1	
Hebrew	6	1
Hindi	7	1
Hungarian	1	
Icelandic	5	2
Indian (see Tribal Languages)		
Italian	8	3
Jamaican	3	

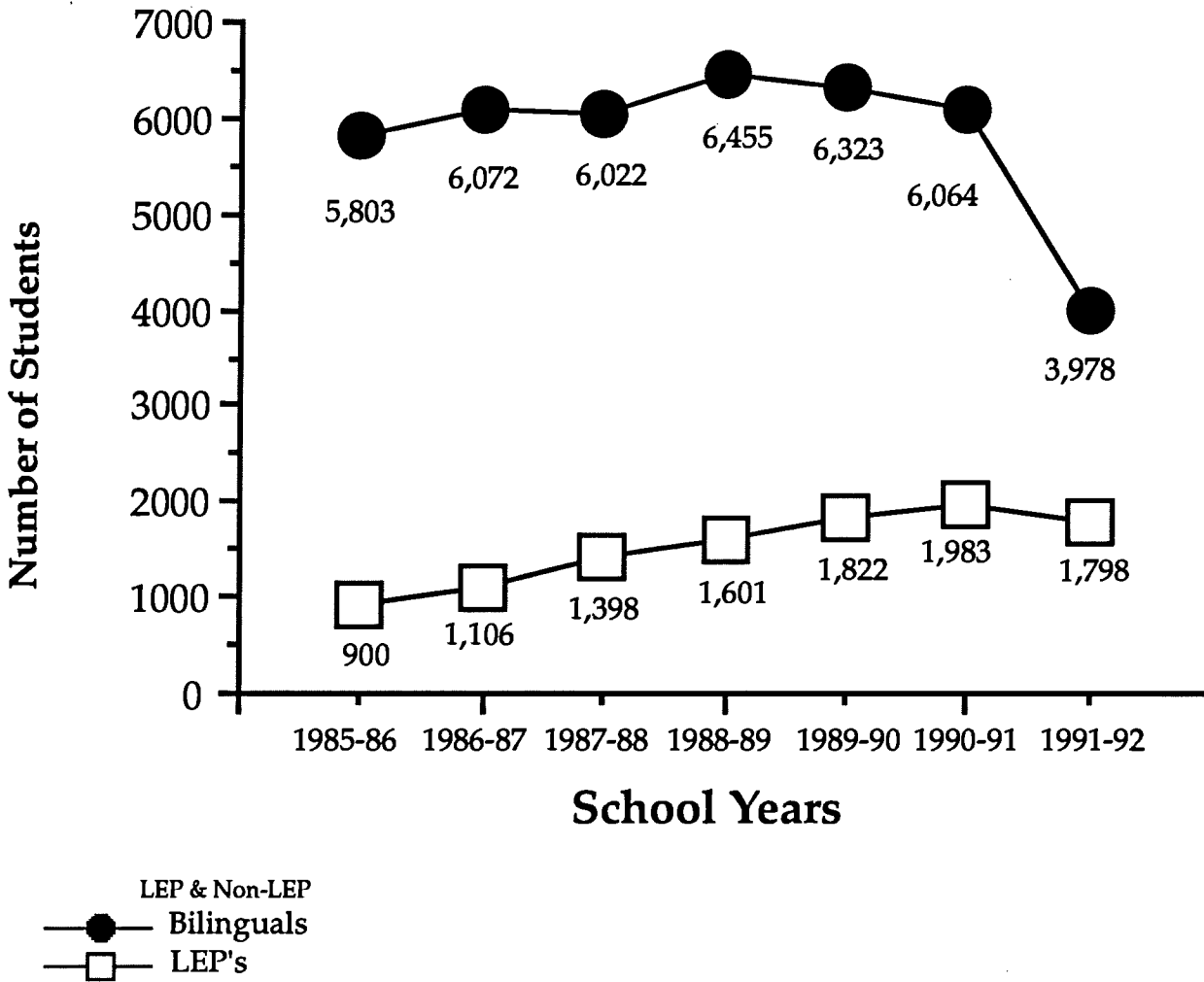
NATIVE LANGUAGES SPOKEN BY MAINE CHILDREN - 1991-92

Language	# Speakers Public School	# Speakers Private School
Japanese	20	25
Khmer (Cambodian)	309	4
Korean	64	10
Lao	16	1
Lebanese	1	
Malayalan	1	
Marathi	1	1
Nariwari	1	
Nepalese	2	
Norwegian	4	
Oriya	1	
Pakistani		1
Passamaquoddy (see Tribal Indian Languages)		
Pauluan	4	
Persian (see Farsi)		
Peruvian	1	
Philippino	16	2
Polish	43	8
Portugese	17	
Rumanian	4	
Russian	72	1
Serbo-Croatian	1	
Shri-Lanka	1	
Spanish	254	30
Swahili	4	

NATIVE LANGUAGES SPOKEN BY MAINE CHILDREN - 1991-92

Language	# Speakers Public School	# Speakers Private School
Swedish	5	3
Tagalog	34	4
Taiwanese	4	
Tamil	2	
Teleugu	1	
Tribal Indian Languages:		
Passamaquoddy	328	21
Pueblo	1	
Mix Teca Indian	6	
Thai	12	2
Turkish	2	
Ugandan	3	
Ukranian	20	
Urdu	3	
Vietnamese	192	4
Unspecified Non-English Language Not Given	40	
Visijan	1	
TOTALS	3792	223

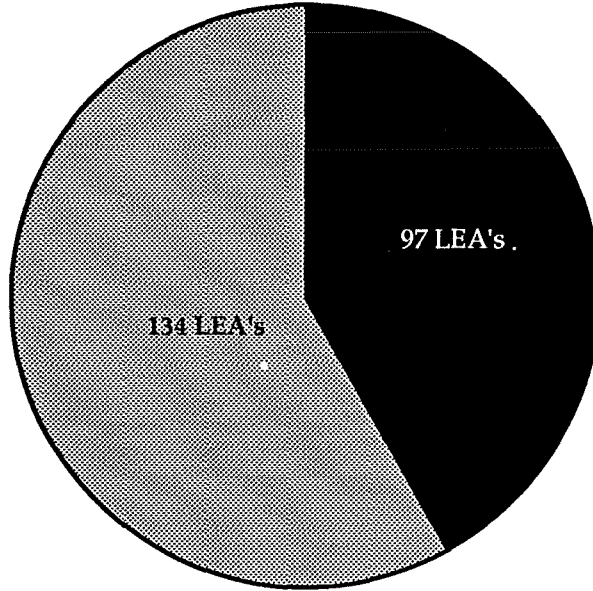
Recent Trends in K-12 Enrollments of Language Minority Children, 1985-92



Source: Maine Department of Education Federal Projects for Language Minorities, 1992


Percentage Distribution of Maine Public Schools Enrolling Language Minority Students - 1992

Bilingual Students



- 42% No Bilingual Students
- ▨ 58% Bilingual Students

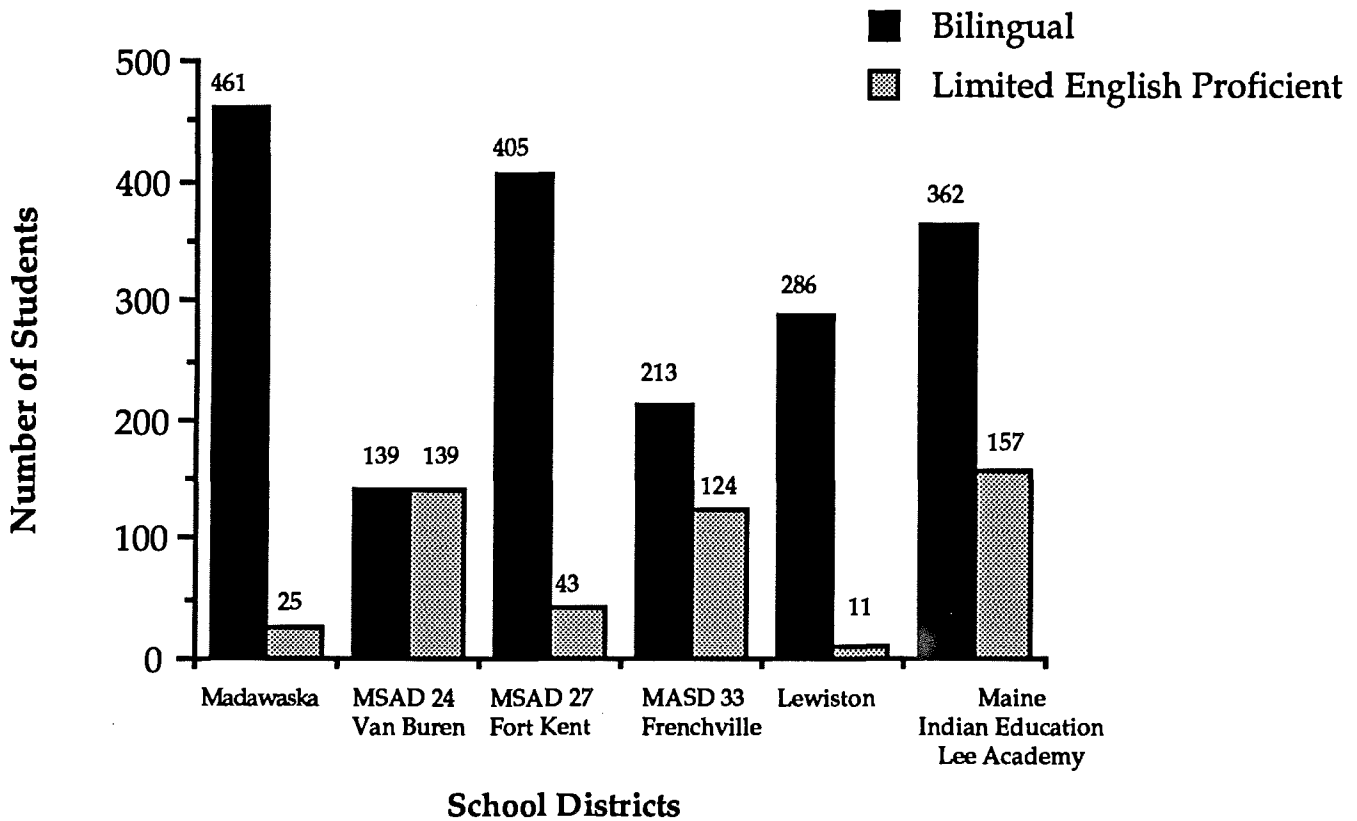
Students of Limited English Proficiency (LEP)



- 45% LEP Students
- ▨ 55% Non-LEP Students

Source: Maine Department of Education Federal Projects for Language Minorities, 1992

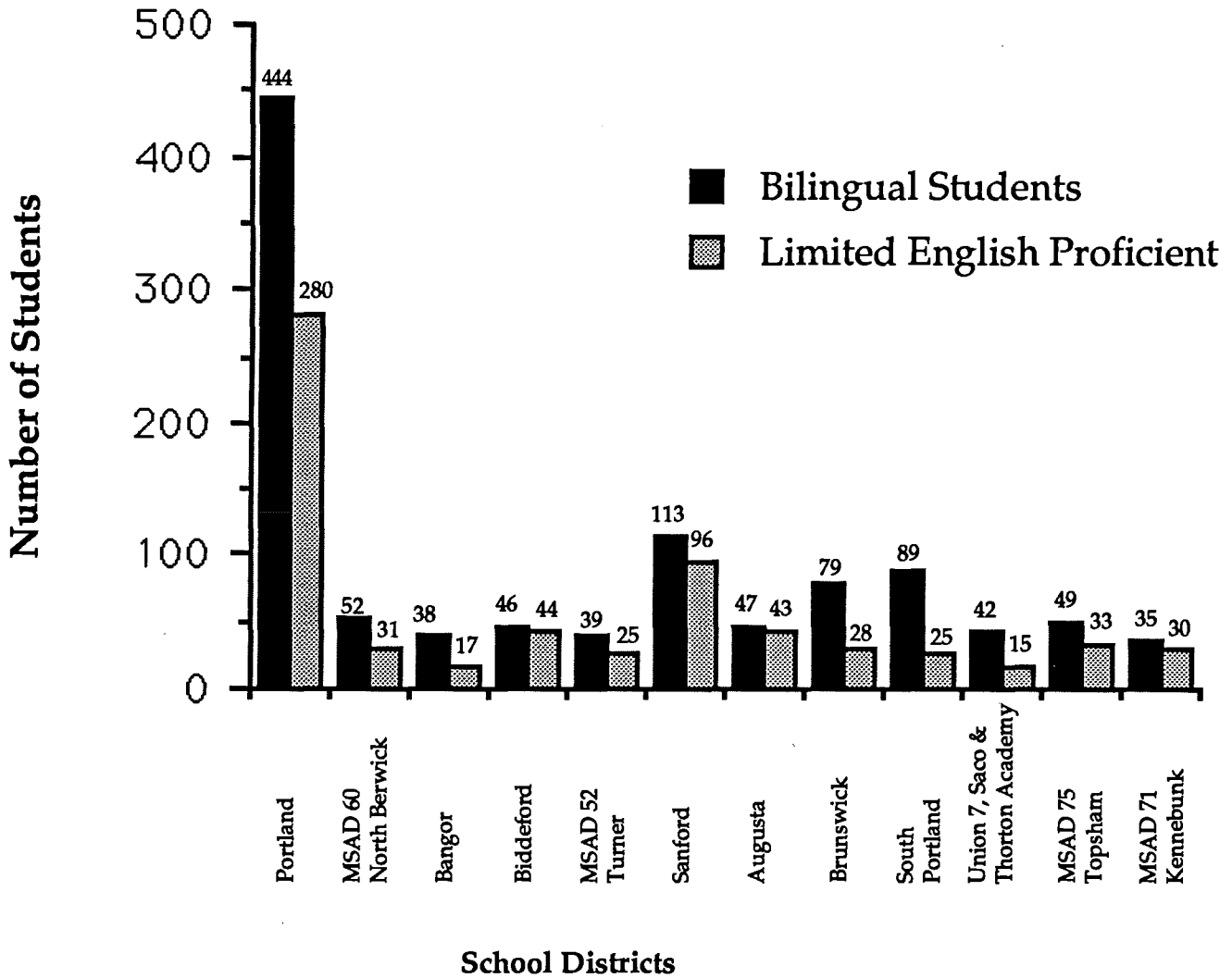
High Concentration Indigenous Language Minority Children in Maine Schools, 1991-92



* All but Maine Indian Education listed here enroll francophone (French Speakers) as their most populous language minority. The native language of Indian Children is primary Passamaquoddy.

Source: Maine Department of Education Federal Projects for Language Minorities, 1992

High Concentration Recent Immigrant Language Minority Children In Maine Schools, 1991-92



Source: Maine Department of Education Federal Projects for Language Minorities, 1992

Part XII

REVIEW OF SCHOOLS ENROLLING LOW INCIDENCE LANGUAGE MINORITY STUDENTS

Public LEA's Previously Served	# LEP Students Affected by TA	Total # LEP Students in District	Grade Level Breakdown	Methods by Which LEP Students Identified	Educational Condition of LEP Students				Enrolled in Structured Lang. Support Program	Types of Structured Lang. Support Programs	Training Needs
					Retained	Spec. Ed.	Dropouts	Ch. 1			
MSAD #32 Ashland *V	2	2	9th = 1 10th = 1	1,2,3,4	0	0	0	0	2	ESL,PO,IC	D,P,O
Augusta *V	31	31	EK = 1 K = 1 Pre-1st = 2 1st = 3 2nd = 3 3rd = 1 4th = 3 5th = 1 6th = 2 7th = 1 10th = 7 11th = 6	1,2,3,4	NK	1	NK	NK	31	ESL,PO	
Bangor* V	17	17	6th = 1 7th = 1 8th = 1 9th = 1	1,2,3,4	NK	NK	NK	NK	4	ESL,PO,IC	P,O
Bangor/ Penobscot* V Job Corps	15	15	Grades 10-12 = 15	3	NK	NK	NK	0	15	ESL,PO	D,O
Bath* V	13	13	K = 2 2nd = 3 3rd = 1 4th = 3 5th = 1 7th = 1 10th = 2	1,2,3,4	NK	1	NK	2	NK	ESL,PO	P,O

REVIEW OF SCHOOLS ENROLLING LOW INCIDENCE LANGUAGE MINORITY STUDENTS

Public LEA's Previously Served	# LEP Students Affected by TA	Total # LEP Students in District	Grade Level Breakdown	Methods by Which LEP Students Identified	Educational Condition of LEP Students				Enrolled in Structured Lang. Support Program	Types of Structured Lang. Support Programs	Training Needs
					Retained	Spec. Ed.	Dropouts	Ch. 1			
MSAD #40/ Friendship*	2	NK	K = 2	1,2,3,4	NK	NK	NK	NK	2	ESL,PO	D,P,O
MSAD #24/ Ft. Kent* V	39	39	NK	1,2,3,4	NK	NK	NK	NK	NK	NK	P,O
MSAD #11/ Gardiner, W. Gardiner* V	2	NK	4th = 1 8th = 1	1,2,3,4	NK	NK	NK	1	1	ESL,PO	P,O
Union #47/ Georgetown* V	1	1	4th = 1	1,2,3,4	0	0	0	NK	1	ESL,PO,IC	D,P,O
Gorham*	NK	NK	NK	NK	NK	NK	NK	NK	NK	NK	D,P,O
Union #60/ Greenville* V	4	4	K = 1 5th = 1 6th = 1 10th = 1	1,2,3,4	1	NK	NK	NK	4	ESL,PO	P,O
MSAD #4/ Guilford*	1	NK	H.S. = 1	3,4	NK	NK	NK	NK	1	ESL,PO	O
MSAD #16/ Hallowell*	2	NK	K = 2	1,2,3,4	NK	NK	NK	NK	NK	NK	D,P,O
MSAD #22/ Hampden *V	8	8	1st = 1 5th = 1 6th = 1	1,2,3,4	NK	NK	NK	NK	8	ESL,PO,IC	O
Union #92/ Hancock*	2	2	1st = 1 4th = 1	3,4	NK	1	NK	NK	0	NK	D,P,O
MSAD #31/ Howland*	5	5	1st = 2 2nd = 1 9th = 1 10th = 1	1,2,3,4	NK	NK	NK	NK	5	ESL,PO	D,P,O

REVIEW OF SCHOOLS ENROLLING LOW INCIDENCE LANGUAGE MINORITY STUDENTS

Public LEA's Previously Served	# LEP Students Affected by TA	Total # LEP Students in District	Grade Level Breakdown	Methods by Which LEP Students Identified	Educational Condition of LEP Students				Enrolled in Structured Lang. Support Program	Types of Structured Lang. Support Programs	Training Needs
					Retained	Spec. Ed.	Dropouts	Ch. 1			
MSAD #12/ Jackman	3	NK	2nd = 1 3rd = 1 4th = 1	3,4	NK	1	NK	NK	3	ESL,PO	D,P,O
MSAD #71/ Kennebunk *V	1	NK	2nd = 1	1,2,3,4	0	0	0	NK	NK	ESL,PO,IC	0
Kittery *V	1	1	1st = 1	3	NK	NK	NK	NK	0		P,O
MSAD #57/ Limerick*	2	2	1st = 2	1,2,3,4	0	0	0	NK	2	ESL,PO,IC	D,P,O
Union #30/ Lisbon Falls *V	NK	NK	NK	1,2,3,4	NK	NK	NK	NK	NK	ESL,PO,IC	0
Union #29/ Mechanic Falls *V	2	1+	3rd = 1 7th = 1	1,2,3,4	0	0	0	NK	1	ESL,PO	D,P,O
Union #113/ Medway *V	2	2	4th = 1 7th = 1	1,2,3,4	0	0	0	NK	2	ESL,PO,IC	D,P,O
MSAD #43/ Mexico *V	6	6	K = 1 1st = 1 4th = 1	NK	NK	NK	NK	NK	2	ESL,PO,IC	D,P,O
Millinocket*	NK	NK	NK	NK	NK	NK	NK	NK	NK	NK	D,P,O
Union #43/ Monmouth*	1	NK	12th = 1	NK	NK	NK	NK	NK	NK	NK	D,P,O
MSAD #60/ Berwick *V	NK	NK	NK	1,2,3,4	NK	NK	NK	NK	NK	ESL,PO,IC	D,P,O
MSAD #47/ Oakland *V	2	2	6th = 1 11th = 1	1,2,3,4	0	0	NK	NK	2	ESL,PO	D,P,O

REVIEW OF SCHOOLS ENROLLING LOW INCIDENCE LANGUAGE MINORITY STUDENTS

Public LEA's Previously Served	# LEP Students Affected by TA	Total # LEP Students in District	Grade Level Breakdown	Methods by Which LEP Students Identified	Educational Condition of LEP Students				Enrolled in Structured Lang. Support Program	Types of Structured Lang. Support Programs	Training Needs
					Retained	Spec. Ed.	Dropouts	Ch. 1			
Old Town *V	NK	NK	NK	NK	NK	NK	NK	NK	NK	ESL	D,P,0
Union #87/ Orono *V	1	5	K = NK 4th = 2 7th = NK	1,2,3,4	NK	NK	NK	NK	5	ESL,PO,IC	D,P,0
Portland *V				1,2,3,4						ESL,PO,IC	D,0
Presque Isle*	1	NK	H. S. = 1	1,2,3,4	0	0	0	0	1	ESL	D,P,0
Union #43/ Richmond*	1	NK	Pre-School = 1	3,4	NK	NK	NK	NK	NK	NK	D,P,0
MSAD #5/ Rockland *V	3	NK	5th = 1 8th = 1 H.S. = 1	1,2,3,4	NK	NK	NK	NK	3	ESL,PO,IC	D,P,0
MSAD #28/ Rockport	1	NK	4th = 1	1,2,3,4	NK	NK	NK	NK	1	ESL,PO	D,P,0
Sanford *				1,2,3,4						ESL,PO,	D
Scarborough *V	5	5	4th = 2 6th = 1 10th = 1 11th = 1	1,3	NK	NK	NK	NK	5	ESL,PO	D,P,0
MSAD #54/ Skowhegan *V	1	NK	8th = 1	NK	NK	1	NK	NK	0	NK	D,P,0
So. Portland *V	NK	NK	NK	NK	NK	NK	NK	NK	NK	ESL	D
Union #92/ Surry *	2	2	Pre - School = 2	3,4	NK	1	NK	NK	0	NK	D,P,0

REVIEW OF SCHOOLS ENROLLING LOW INCIDENCE LANGUAGE MINORITY STUDENTS

Public LEA's Previously Served	# LEP Students Affected by TA	Total # LEP Students in District	Grade Level Breakdown	Methods by Which LEP Students Identified	Educational Condition of LEP Students				Enrolled in Structured Lang. Support Program	Types of Structured Lang. Support Programs	Training Needs
					Retained	Spec. Ed.	Dropouts	Ch. 1			
MSAD #75/ Topsham *V				1,2,3,4	NK	NK	NK	NK	NK	ESL,PO	0
MSAD #52/ Turner				1,2,3,4						ESL,PO	0
MSAD #8/ Vinalhaven*	1	1	8th = 1	3	NK	NK	NK	NK	0	NK	D,P,O
MSAD #40/ Waldoboro*	7	NK	K = 3 4th = 1 5th = 1 8th = 1 10th = 1	1,2,3,4	NK	NK	NK	NK	7	ESL,PO	D,P,O
Waterville *V	2	2	6th = 2	3,4	1	NK	NK	NK	2	ESL,PO	D,P,O
York *V	1	1	6th = 1	1,2,3,4	NK	0	0	1	1	ESL,PO,IC	D,P,O

REVIEW OF SCHOOLS ENROLLING LOW INCIDENCE LANGUAGE MINORITY STUDENTS

Public LEA's Newly Served	# LEP Students Affected by TA	Total # LEP Students in District	Grade Level Breakdown	Methods by Which LEP Students Identified	Educational Condition of LEP Students				Enrolled in Structured Lang. Support Program	Types of Structured Lang. Support Programs	Training Needs
					Retained	Spec. Ed.	Dropouts	Ch. 1			
MSAD #55/ Baldwin *V	1	1	K = 1	1,2,3,4	0	0	0	0	1	ESL,IC	D,P,O
Union #98/ Bass Harbor*	1	NK	3rd = 1	3,4	NK	NK	NK	NK	NK	NK	D,P,O
Charleston Correctional Facility*	3	NK	Adult = 3	Self- Identified	NA	NA	NA	NA	3	ESL,IC	P,O
Union #113/ East Millinocket *V	5	5	Mid- = 2 School H.S. = 3	1,2,3	0	0	0	NK	5	ESL,PO	P,O
Fairfield/ Kennebec Valley Technical College*	NK	NK	NK	NK	NK	NK	NK	NK	NK	NK	NK
MSAD #16/ Farmingdale *V	1	NK	5th = 1	1,3,4	NK	NK	NK	NK	1	NK	D,P,O
Union #34/ Glenburn*	1	1	1st = 1	1,2,3,4	0	NK	NK	NK	0	NK	D,P,O
MSAD #70/ Houlton *V	2	3-4	3rd = 3 9th = 1	3	NK	NK	NK	NK	0	NK	D,P,O
MSAD #61/ Naples*	1	NK	10th = 1	NK	NK	NK	NK	NK	0	NK	D,P,O
Union #51/ No. Whitefield *V	1	1	8th = 1	1,2,3,4	0	0	0	0	0	NK	D,P,O
MSAD #25/ Patten*	1	1	2nd = 1	NK	NK	NK	NK	NK	0	NK	D,P,O

REVIEW OF SCHOOLS ENROLLING LOW INCIDENCE LANGUAGE MINORITY STUDENTS

Public LEA's Newly Served	# LEP Students Affected by TA	Total # LEP Students in District	Grade Level Breakdown	Methods by Which LEP Students Identified	Educational Condition of LEP Students				Enrolled in Structured Lang. Support Program	Types of Structured Lang. Support Programs	Training Needs
					Retained	Spec. Ed.	Dropouts	Ch. 1			
MSAD #61/ Sebago*	3	NK	Pre-School = 1 2nd = 1	NK	NK	NK	2	0	NK	D,P,0	
Union #98/ Southwest Harbor*	2	NK	4th = 1 5th = 1	4	NK	NK	NK	NK	NK	D,P,0	
Union #122/ Stockholm*	1	1	Pre-School = 1	3,4	NK	NK	NK	NK	1	NK	D,P,0
MSAD #76/ Swan's Island* V	2	2	3rd = 2	3,4	1	NK	NK	2	0	NK	D,P,0
MSAD #45/ Washburn*	1	NK	1st = 1	3	NK	NK	NK	NK	0	NK	D,P,0
Union #51/ Windsor			Adult = 1								

REVIEW OF SCHOOLS ENROLLING LOW INCIDENCE LANGUAGE MINORITY STUDENTS

Private Schools Previously Served	# LEP Students Affected by TA	Total # LEP Students in District	Grade Level Breakdown	Methods by Which LEP Students Identified	Educational Condition of LEP Students				Enrolled in Structured Lang. Support Program	Types of Structured Lang. Support Programs	Training Needs
					Retained	Spec. Ed.	Dropouts	Ch. 1			
Bangor/ St. John's School *V	3	3	1st = 1 3rd = 1 8th = 1	1,2,3,4	0	0	0	2	0	NK	D,P,O
Lee/ Lee Academy*	NK	NK	NK	NK	NK	NK	NK	NK	NK	NK	D,P,O
Newcastle/ Lincoln Academy *V	3	3	10th = 1 11th = 1 12th = 1	1,2,3,4	0	0	0	0	3	ESL,PO,IC	P,O
Portland/ Levey Hebrew Day School *V	1	1	Pre-School = 1	1,2,3,4	Maybe 1	0	0	0	0	NK	D,P,O
Portland/ St. Joseph's School *V	5	17	K = 1 1st = 1 3rd = 1 5th = 1 7th = 1	1,2,3,4	NK	NK	NK	NK	0	NK	D,P,O

REVIEW OF SCHOOLS ENROLLING LOW INCIDENCE LANGUAGE MINORITY STUDENTS

Private Schools Newly Served	# LEP Students Affected by TA	Total # LEP Students in District	Grade Level Breakdown	Methods by Which LEP Students Identified	Educational Condition of LEP Students				Enrolled in Structured Lang. Support Program	Types of Structured Lang. Support Programs	Training Needs
					Retained	Spec. Ed.	Dropouts	Ch. 1			
Auburn/ Mr. Richard's Hairstyling Academy	1	NK	NK	Self-Identified	NK	NK	NK	NK	NK	NK	D,P,0
Augusta/ St. Augustine's School *V	1	NK	3rd = 1	1,3,4	0	0	0	0	1	ESL,PO,IC	D,P,0
Augusta/ YMCA	0	0	0	0	0	0	0	0	0	NA	NA
Bath Children's Home	?-1	NK	NK	NK	NK	NK	NK	NK	NK	NK	NK
Bath/Coastal Economic Development Corp.*	1	1	12th = 1	3	0	0	0	0	0	NK	D,P,0
Portland/ Chevrus H.S. *V	1	1	10th = 1	NK	NK	NK	NK	0	0	NK	D,P,0
E. Machias/ Washington Academy*	1-AFS	1	H.S. = 1	Self Identified	0	0	0	0	0	0	D,P,0
Portland/ McAuley H.S. *V	0	0	0	NA	0	0	0	0	0	0	D
Yarmouth/ No. Yarmouth Academy	2	NK	H.S. Exchange=2	NK	NK	NK	NK	NK	NK	NK	D,P,0

1991-92 SEA REVIEW FOR ESEA TITLE VII FUNDED PROJECTS

STATE OF MAINE
Department of Education

Authorization: P.L. 58-511 Sec. 732 (Oct. 19, 1984) and Part IV 34 CFR Subpart B of the regulations subsection 548.10 (August 16, 1985).

Source of data: On-site reviews by SEA

A. Total number of children in public schools

Portland T.A.L.K.: 7710
Portland C.R.E.A.T.E.: 7710
Portland I.M.A.G.I.N.E.: 7710
So. Ptnd/Brunswick/Topsham/Sanford/Ptnd S.U.M.M.E.R.S.:
21,695
MSAD #33/St Agatha: 473 (K-12)
Indian Township "Skuyin": 175

B. Total number of children in private schools

Portland T.A.L.K.: N/A
Portland C.R.E.A.T.E.: 1217
Portland I.M.A.G.I.N.E.: 1217
So. Ptnd/Brunswick/Topsham/Sanford/Ptnd S.U.M.M.E.R.S.: -0-
MSAD #33/St Agatha: -0-
Indian Township "Skuyin": -0-

**C. i. Total number of limited English proficient students:
(public and private):**

Portland T.A.L.K.: 40
Portland C.R.E.A.T.E.: 313
Portland I.M.A.G.I.N.E.: 96
So. Ptnd/Brunswick/Topsham/Sanford/Ptnd S.U.M.M.E.R.S.: 461
MSAD #33/St Agatha: 124 (K-12)
Indian Township "Skuyin": 175

ii. Methods used to identify LEP students:

Portland T.A.L.K.: Peabody Picture Vocabulary; oral interviews; parent referrals; Brigance; PLSI
Portland C.R.E.A.T.E.: CAT, GAITES, IPT, LAS, Parent referrals, previous school records, home language survey
Portland I.M.A.G.I.N.E.: CAT, GAITES, IPT, LAS, Parent referrals, previous school records, home language survey
So. Ptnd/Brunswick/Topsham/Sanford/Ptnd S.U.M.M.E.R.S.: LEA set their own criteria, esp. LAS
MSAD #33/St Agatha: Home language survey; LAS; SRA (math and reading)
Indian Township "Skuyin": Parental referral; h.l.s.; LAS; CAT; MEA

iii. Educational condition of LEP students:

Number retained in grade:

Portland T.A.L.K.:
Portland C.R.E.A.T.E.: -0-
Portland I.M.A.G.I.N.E.: -0-
So. Ptnd/Brunswick/Topsham/Sanford/Ptnd S.U.M.M.E.R.S.: 1
MSAD #33/St Agatha: 1
Indian Township "Skuyin": -0-

Number referred to/placed in special education:

**Number of dropouts:
N/A**

Portland T.A.L.K.: 1 referred
Portland C.R.E.A.T.E.: 3 referred/1 placed
Portland I.M.A.G.I.N.E.: 5 referred/4 placed/8 dropout
So. Ptnd/Brunswick/Topsham/Sanford/Ptnd S.U.M.M.E.R.S.: 18
MSAD #33/St Agatha: 12 (K-12) placed
Indian Township "Skuyin": 32

D. Number of LEP students enrolled in programs to meet their needs:

Portland T.A.L.K.: 40
Portland C.R.E.A.T.E.: 136
Portland I.M.A.G.I.N.E.: 96
So. Ptnd/Brunswick/Topsham/Sanford/Ptnd S.U.M.M.E.R.S.: 128
MSAD #33/St Agatha: 65
Indian Township "Skuyin": 175

Description of such programs:

Portland T.A.L.K.: Project T.A.L.K. is only citywide service available designed for LEP pre-schoolers
Portland C.R.E.A.T.E.: Video production; computer content/ ESL - elementary/middle
Portland I.M.A.G.I.N.E.: video production; computer content -secondary newcomers
So. Ptnd/Brunswick/Topsham/Sanford/Ptnd S.U.M.M.E.R.S.: Math, Science, CAI
MSAD #33/St Agatha: TBE (K-6); early intervention for self-concept and for math/reading achievement
Indian Township "Skuyin": Transit bilingual education that reinforces and nurtures native language and cultural activity leading to a developmental bilingual curriculum model.

Chapter One Support

Portland T.A.L.K.: N/A
Portland C.R.E.A.T.E.: 1
Portland I.M.A.G.I.N.E.: -0-
So. Ptnd/Brunswick/Topsham/Sanford/Ptnd S.U.M.M.E.R.S.: 56
MSAD #33/St Agatha: 22 (K-5)
Indian Township "Skuyin": 39

Emergency Immigrant Education Program

Portland T.A.L.K.: -0-
Portland C.R.E.A.T.E.: 129
Portland I.M.A.G.I.N.E.: 96
So. Ptnd/Brunswick/Topsham/Sanford/Ptnd S.U.M.M.E.R.S.: 257
MSAD #33/St Agatha: N/A
Indian Township "Skuyin": N/A

Even Start Support

Portland T.A.L.K.: N/A
Portland C.R.E.A.T.E.: N/A
Portland I.M.A.G.I.N.E.: N/A
So. Ptnd/Brunswick/Topsham/Sanford/Ptnd S.U.M.M.E.R.S.: N/A
MSAD #33/St Agatha: N/A
Indian Township "Skuyin": N/A

E. Number of LEP students who need/could benefit from such programs:

Portland T.A.L.K.: 40; there is a freeze on new applicants due to space constraints
Portland C.R.E.A.T.E.: 129
Portland I.M.A.G.I.N.E.: 96
So. Ptnd/Brunswick/Topsham/Sanford/Ptnd S.U.M.M.E.R.S.: 257
MSAD #33/St Agatha: 124 (K-12)
Indian Township "Skuyin": 175

F. Number of LEP students to receive instruction through Title VII program:

Portland T.A.L.K.: 40
Portland C.R.E.A.T.E.: 129
Portland I.M.A.G.I.N.E.: 96
So. Ptnd/Brunswick/Topsham/Sanford/Ptnd S.U.M.M.E.R.S.: 128
MSAD #33/St Agatha: 65 (K-6)
Indian Township "Skuyin": 175

G. Statement of Title VII LEAs ability to serve LEP students:

Portland T.A.L.K.: certified staff; space; material resources; school partnerships; broad-based LEA commitment, Pre-K-12
Portland C.R.E.A.T.E.: generous local support from native facilitators, guidance, health; intensive staff training; most staff are state endorsed in ESL
Portland I.M.A.G.I.N.E.: See T.A.L.K. & C.R.E.A.T.E.
So. Ptnd/Brunswick/Topsham/Sanford/Ptnd S.U.M.M.E.R.S.: certified staff; Dwight D. Eisenhower grant support; program is supplementary
MSAD #33/St Agatha: bilingual personnel; relative linguistic/rural homogeneity of population; non-LEPS well served; Special Education, Chapter 1, and administrative staff are bilingual.
Indian Township "Skuyin": Native language is spoken; native L1, L2 staffperson; writing system is in place; local policy commitment.

Need for further training of personnel:

- Portland T.A.L.K.: ESL endorsement training; pre-service during summer; PIAGET training; parent training
- Portland C.R.E.A.T.E.: computer access to LEP software; educate about new culture-lep and non-lep; more training needed in whole language and cooperative learning; parent training.
- Portland I.M.A.G.I.N.E.: Basic and advanced computer training targeted for LEP students; newcomer cultures (Somalia & Sudan); parent training
- So. Ptnd/Brunswick/Topsham/Sanford/Ptnd S.U.M.M.E.R.S.: computer training using MAC software; teaching culture through media - Title VII awareness; math/science/ESL curriculum development
- MSAD #33/St Agatha: Bilingual education pedagogy and theory; cultural diversity research and teaching practices, ESL, Language Arts, Professional development in subject areas.
- Indian Township "Skuyin": More cultural reinforcement, language usage; integration of program in ongoing curriculum; parental assistance in support of language "renovation."

H. Resources needed to develop, operate, improve program:

- Portland T.A.L.K.: Extend time allocations; staff training; curriculum development
- Portland C.R.E.A.T.E.: additional ESL staff at both schools - more ESL instructional materials - increase computer monitors from one per class to two per class
- Portland I.M.A.G.I.N.E.: more bridging of school/business/community partnership; staff training; more outreach to non-Asian community.
- So. Ptnd/Brunswick/Topsham/Sanford/Ptnd S.U.M.M.E.R.S.: Teacher aides, PAC organization; student transportation; site selection; material selection underway
- MSAD #33/St Agatha: DBE expansion from TBE now in place; French curriculum materials development; stipends for professional development.
- Indian Township "Skuyin": More staff - technical hardware - L2 resource people - access to other native persons outside the region; foundation for native language curriculum such as use of native circle to strengthen learning mode that affirms and aligns with the culture.

I. Activities to be undertaken:

Portland T.A.L.K.: parent voluntarism; six-month parent training with teacher partnerships; Accordion "Big Books"; summer recreation

Portland C.R.E.A.T.E.: media arts in teaching cultural diversity; multicultural events - Cambodia Day at Reiche

Portland I.M.A.G.I.N.E.: media arts in teaching cultural awareness and diversity; multicultural events; schoolwide workshops for entire school staff.

So. Ptnd/Brunswick/Topsham/Sanford/Ptnd S.U.M.M.E.R.S.: consortium PAC to meet every two months; LEA project coordinators have been selected; monthly workshops; July-August session to include 8 teachers, 8 parent facilitators, 1 curriculum specialist, 1 director

MSAD #33/St Agatha: Acadian week celebration schoolwide; completion of major study in region regarding additive bilingualism: "The Determinants of Subtractive Bilingualism: The Case of Franco-Americans in the St. John Valley" (Landry 1992); project video and brochure.

Indian Township "Skuyin": All staff to receive L2 training (native and non-native) "word-a-day" blanket program for non-speakers for L2 acquisition sensitivity; "talking circle" for staff meetings; UMM courses underway; all project staff are developing independent projects as extensions of the existing project.

Capacity building:

Portland T.A.L.K.: native facilitators (Polish, Vietnamese, Chinese, Farsi, Dari, Khmer); two foster grandparents; alternative programs liaison with T.A.L.K.; gym; four teachers cooperating in play/reading

Portland C.R.E.A.T.E.: LEA funding staff development and instructional materials - social worker, and considerable computer software.

Portland I.M.A.G.I.N.E.: school system is sustaining its commitment to staff training, materials and consumables, curriculum specialists, and guidance; within-community dissemination.

So. Ptnd/Brunswick/Topsham/Sanford/Ptnd S.U.M.M.E.R.S.:
To set up an excellent summer school that will include LEA committees to absorb 100% responsibility for their implementation after the project ends; superintendents are presently project advisors.

MSAD #33/St Agatha: Office space; testing; administrative support; teacher training (ie, staff development program); IHE coursework; Superintendent active on New England Superintendents' Council for Language Minority Children; summer institute; library acquisitions

Indian Township "Skuyin": School board action adopting report for long-term commitment to the intent of the project; LEA funds several Passamaquoddy aides and one L2 teacher; university partnership w/LEA.

J. Goals of the program and how they will be measured:

Portland T.A.L.K.: emphasis on parental feedback; student portfolios; independent evaluator measurement

Portland C.R.E.A.T.E.: Evaluation - assesses the accomplishment of objectives through observation, interviews, questionnaires, review of project records, and through analyses of student test scores. Evaluation is both formative and summative.

Portland I.M.A.G.I.N.E.: Evaluation - assesses the accomplishment of objectives through observation, interviews, questionnaires, review of project records, and through analyses of student test and rating scales scores. Evaluation is both formative and summative.

So. Ptnd/Brunswick/Topsham/Sanford/Ptnd S.U.M.M.E.R.S.: independent evaluator to review several pre/post tests and formats

MSAD #33/St Agatha: Evaluator to interview staff, to monitor assessment results; self-concept testing; Board review of project performances; consideration of Academic Excellence potential of project, entry/exit criteria reviewed annually for all participants.

Indian Township "Skuyin": Evaluator will document indicators achievement of objectives and response to LEA needs (schedule observance, summative evaluation as well as formative); implementation of Leavitt report (Bilingual) Bicultural education study and assessment as described in original report.

LANGUAGE MINORITIES PERFORMANCE
on the
MAINE EDUCATION ASSESSMENT: 1988-1992

State Legislation

Implemented in 1985 as result of Educational Reform Act of 1984

Grade Levels Assessed Annually

Grades 4, 8, and 11

Content Areas Assessed

Reading, writing, math, science, social studies, and humanities.

Construction and Administration

- Content area questions received by advisory committee
- Sixteen forms are used, one form per student
- Two student essays required
- Sessions range from 20-60 minutes
- Some limited English proficient children are excluded from testing

Scoring

- Multiple choice questions are machine-scored
- Reading, math, and writing are scored by teams of Maine teachers

Identification of Language Minority Subgroups

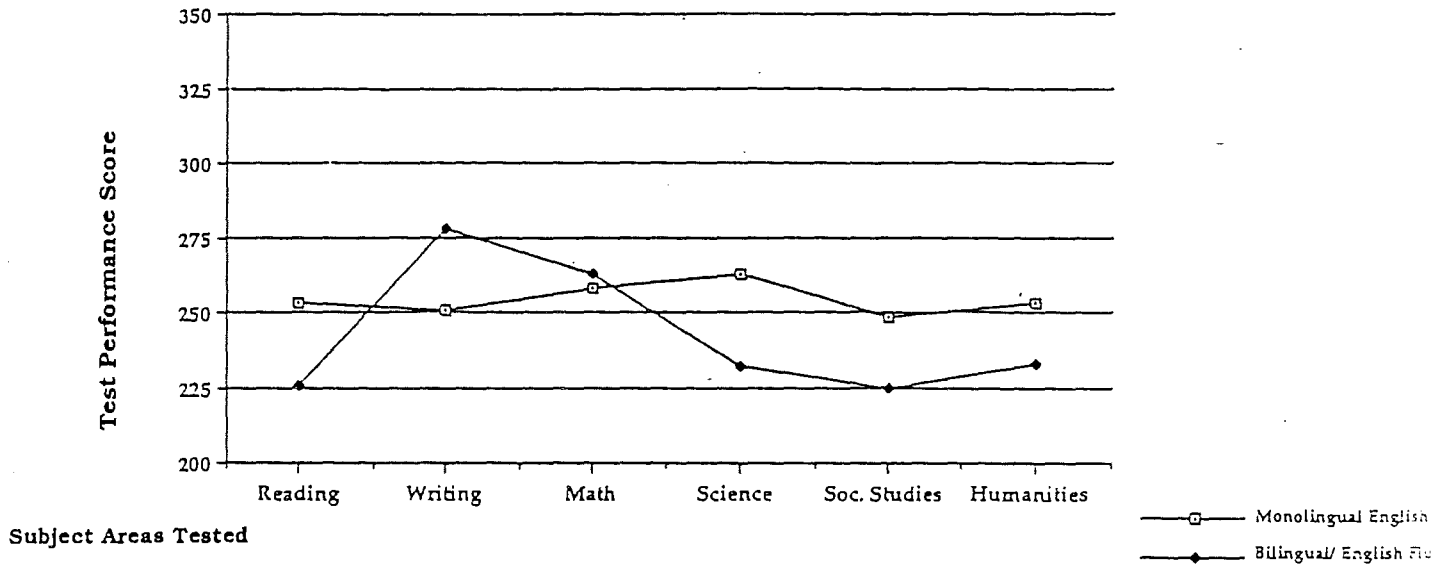
- Monolingual children - children who communicative competence is limited to English.
- Bilingual English fluent - children whose communicative competence extends to two languages, English skills of reading, writing, speaking, and listening are at cognition levels equivalent to English-only students of comparable academic standing and maturation.
- Limited English proficient students - communicative competence is limited in at least one of the following: English, reading, writing, speaking, or listening.
- Identification of language minority subgroup students is at the discretion of the MEA administrator.

Language Minority Subgroup Results

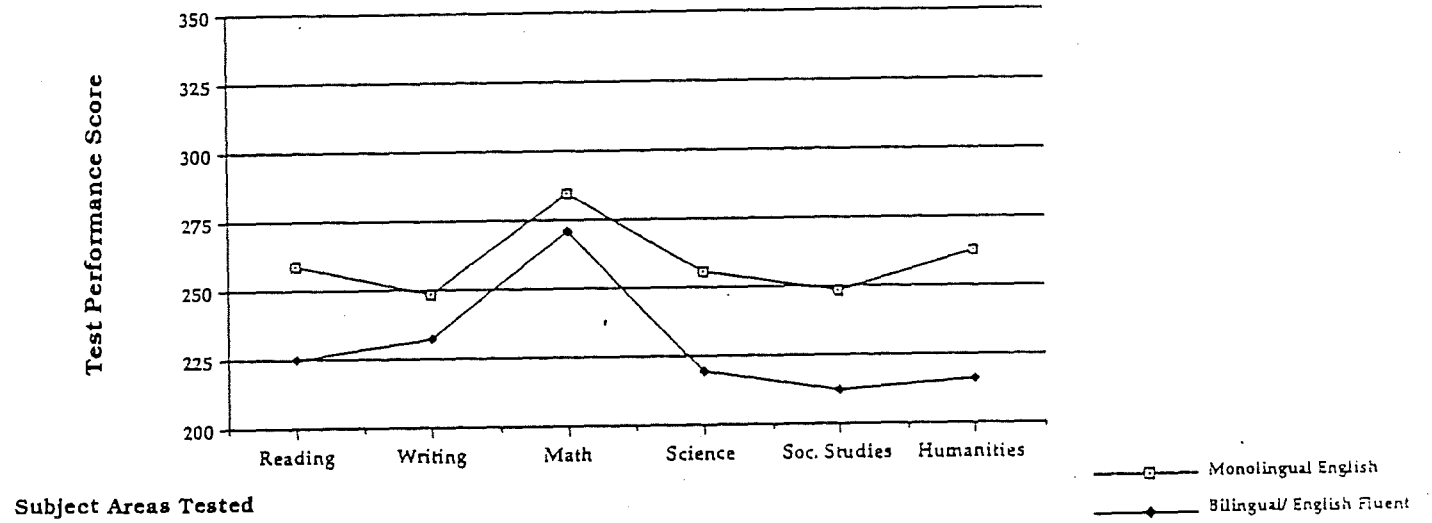
- Graphs show trends in recent years for each language minority subgroup (above).
- Monolingual English students out-perform the other two groups in most areas at all grade levels.
- Limited English proficient students demonstrate lowest scores of these groups taking the test.
- Bilingual-English fluent children consistently perform below monolingual English students.
- Two aberrations are noted as exceptions to the above observations. Grade 4 writing performance among bilingual English fluent students is consistently superior to that of the other subgroups. In 1992, Grade 11 writing performance scored higher than the other two subgroups.

1988-89 Maine Educational Assessment

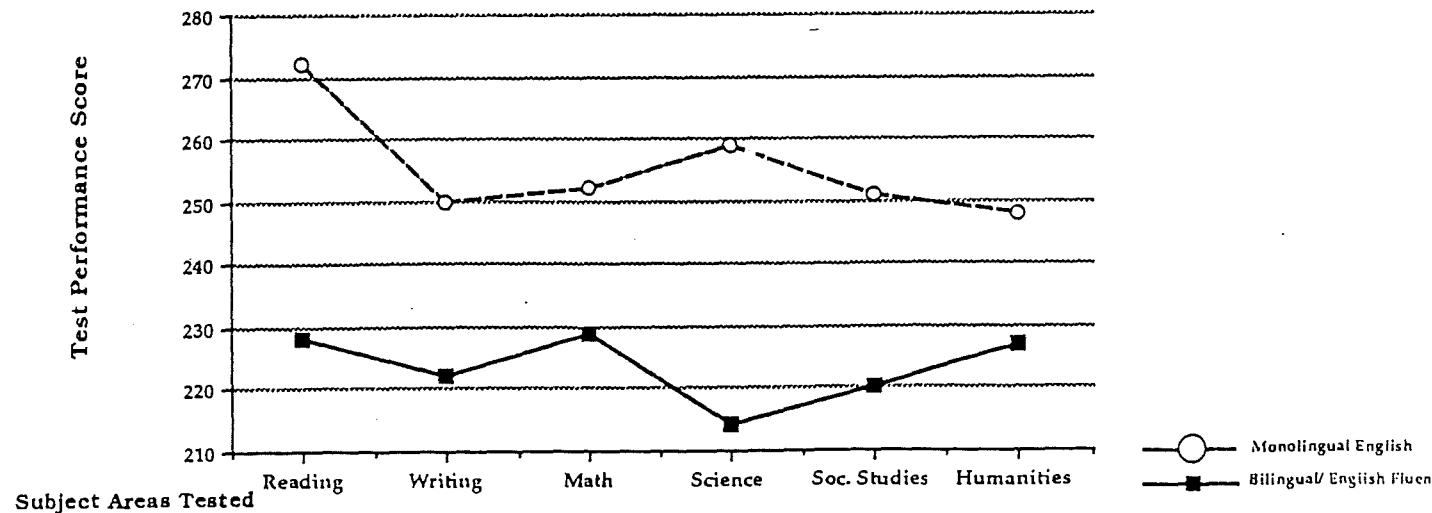
Grade 4



Grade 8

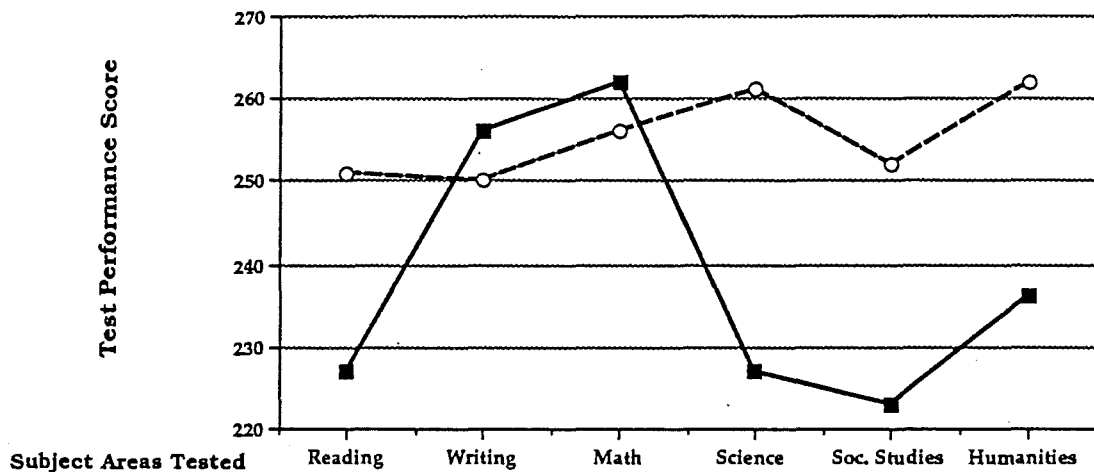


Grade 11

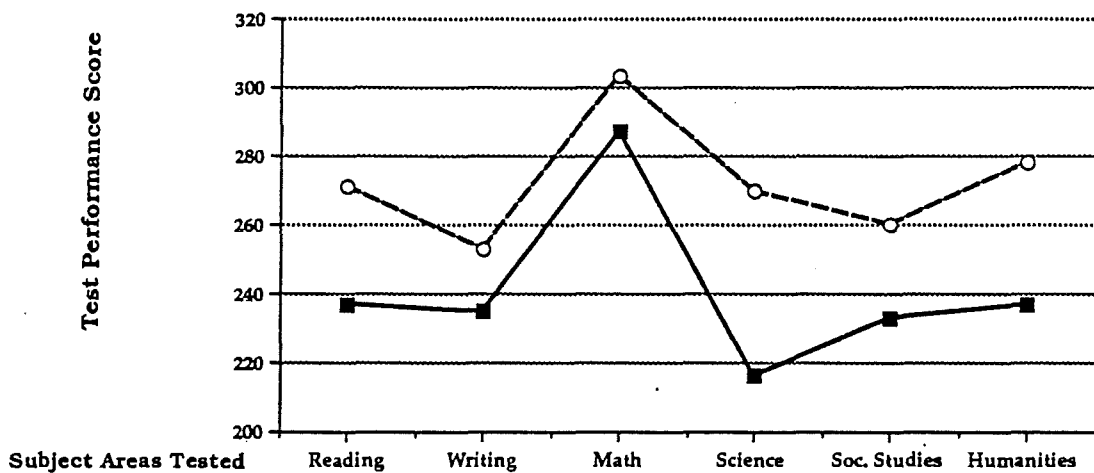


1989-90 Maine Educational Assessment

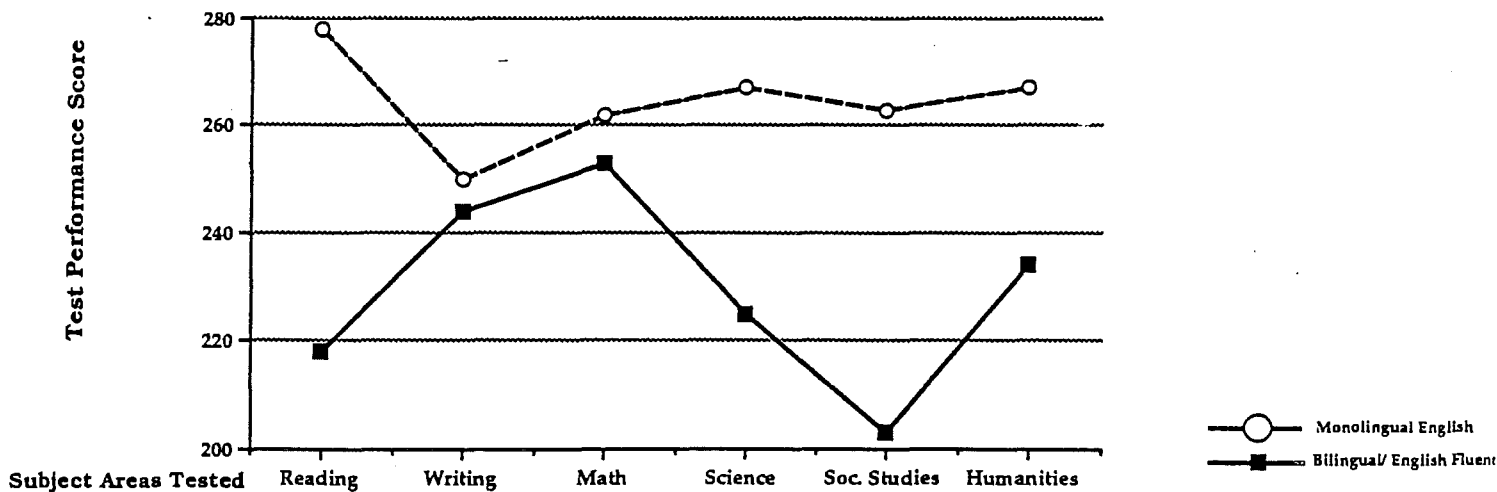
Grade 4



Grade 8



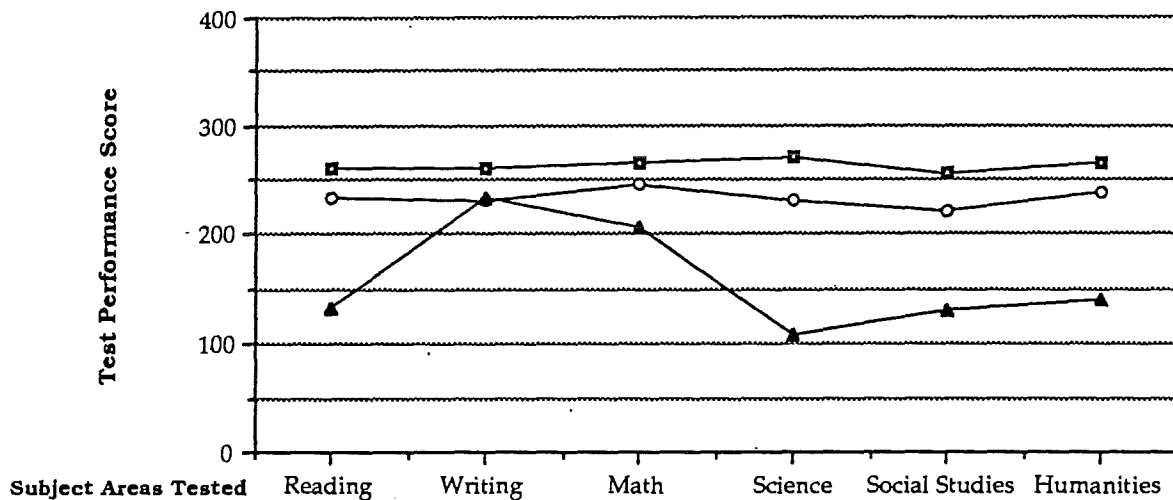
Grade 11



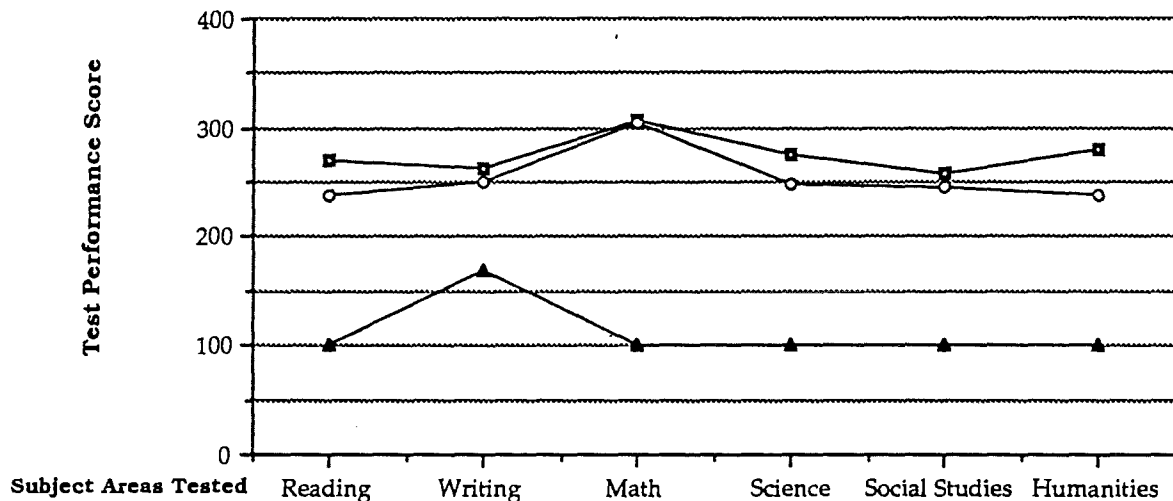
Source: Maine Department of Education, Federal Projects Language Minorities, 1990

1990-91 Maine Educational Assessment

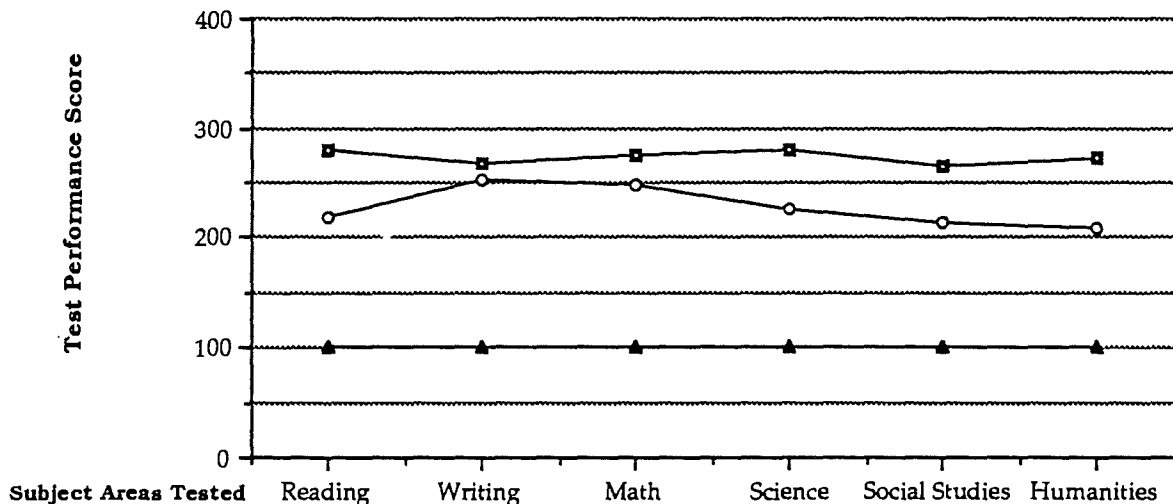
Grade 4



Grade 8



Grade 11

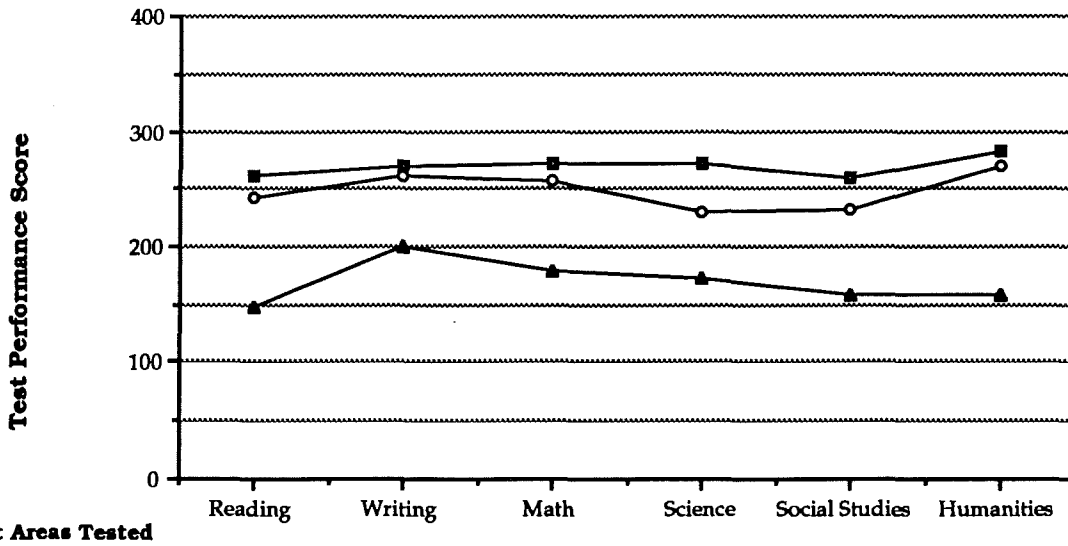


Monolingual English
 Bilingual/English Fluent
 LEP

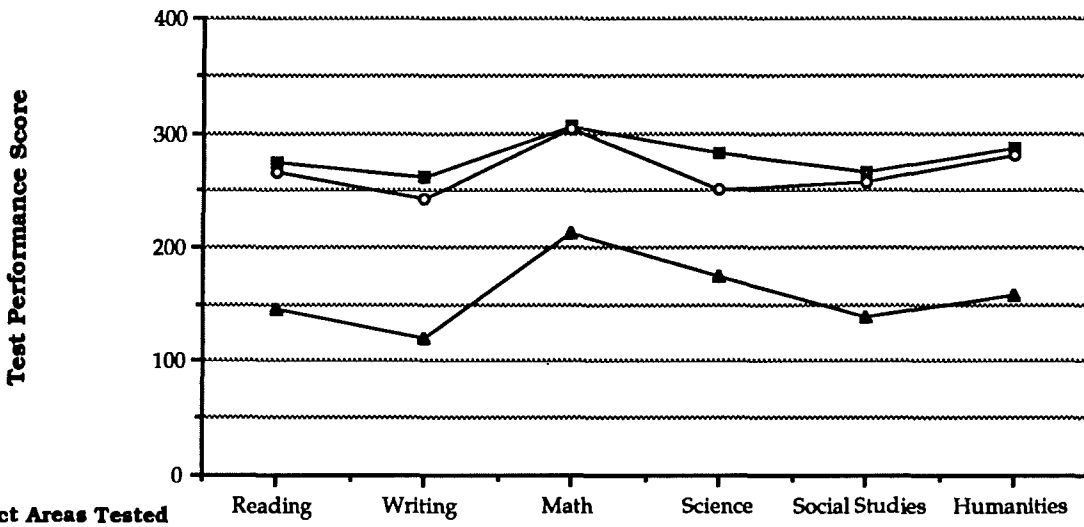
Source: Maine Department of Education, Federal Projects Language Minorities, 1991

1991-92 Maine Educational Assessment


Grade 4



Grade 8



Grade 11



- Monolingual English
- Bilingual/English Fluent
- ▲ LEP