

MAINE STATE LEGISLATURE

The following document is provided by the
LAW AND LEGISLATIVE DIGITAL LIBRARY
at the Maine State Law and Legislative Reference Library
<http://legislature.maine.gov/lawlib>



Reproduced from scanned originals with text recognition applied
(searchable text may contain some errors and/or omissions)

STATE OF MAINE

Department of Education
Special Projects Leadership Team
English as a Second Language & Bilingual Education
23 State House Station
Augusta, ME 04333-0023



1996-97 DATA COLLECTION REPORT ON LANGUAGE MINORITY STUDENTS ENROLLED IN MAINE SCHOOLS

Prepared by:

Dr. Barney Bérubé, ESL/Bilingual Education Specialist
under I.A.S.A. Title VII

for:

U.S. Department of Education
Attn: Mr. Luis Catarineau
Office of Bilingual Education and Minority Languages Affairs
600 Independence Avenue
Switzer Building, Room 5090
Washington, D.C. 20202

and for:

Maine Educators and Residents

LC
3732
.M2
B35
1997

MAINE DEPARTMENT OF EDUCATION

Special Projects Leadership Team

**J. Duke Albanese, Commissioner
Raymond Poulin, Deputy Commissioner
Michael Higgins, Special Projects Leadership Team Director**

**Barney Bérubé, Ph.D., Project Director
I.A.S.A. Title VII (Bilingual Education and ESL)**

**Published with 100% I.A.S.A. Title VII Federal Funds
Printed Under Appropriation No. 013-05A-5010-16**

**The Maine Department of Education assures equal education
opportunity and equal employment/affirmative action, regardless
of race, color, national origin, marital status, age, or handicap.**

Inquiries or complaints may be directed to:

**Affirmative Action Coordinator
Department of Education
23 State House Station
Augusta, ME 04333-0023
Tel: (207) 287-5806
TDD: (207) 287-2550**

ACKNOWLEDGMENTS

U.S. Department of Education

Authorization..... Mr. Luis Catarineau, Project Officer
Office of Bilingual Education and
Minority Languages Affairs

Lau Survey (EF-I 283)

Administration..... Mr. J. Duke Albanese, DOE Commissioner
Mr. Raymond Poulin, Deputy Commissioner
Administrative Services Unit
Mr. Michael Higgins, Special Projects Team Director
Dr. Barney Bérubé, IASA Title VII Project Coordinator

Lau Survey

Distribution..... Ms. Sandra St. Michel, Staff Assistant

Lau Survey

Collection and Analysis..... Ms. Kathy Kunces, Consultant

Database Analysis..... Mr. Dennis Kunces, Consultant

Maine Educational Assessment..... Dr. Horace Maxcy, Maine Educational
Assessment Consultant

Ms. Sally Rindfleish, Project Assistant at
Advanced Systems, Inc.

Language Proficiency

Assessments..... Dr. Barney Bérubé, Specialist IASA Title VII

Report Preparation..... Dr. Barney Bérubé, ESL/Bilingual Education Specialist
Mr. Dennis Kunces, Technology Consultant
Ms. Sandra St. Michel, Project Staff Assistant

TABLE OF CONTENTS

PART I - SUMMATIVE DATA - STATEWIDE

Demographic Overview: Language Minority Students in Maine.....	1
Annual Enrollments of Language Minority Students in Maine Schools.....	2
High Concentration Language Minority Students in Maine Schools.....	3
Number of K-12 Speakers of Non-English Heritage Languages.....	4
Native Languages Spoken by Children in Maine Schools.....	5
Methods Used to Identify Limited English Proficient Students in Maine Public Schools...	8
Personnel Support for Limited English Proficient Students.....	9
LEA-Paid Costs for ESL and Bilingual Education Personnel.....	10
Language Minority Performance on the Maine Education Assessment.....	11

PART II - DISTRICT BY DISTRICT REPORT - PUBLIC SCHOOLS

School Districts with Approved <i>Lau</i> Plans.....	17
Count of Language Minority Children.....	18
Subgroup Data on Children of Limited English Proficiency.....	26
Support Services for Limited English Proficiency Children Beyond the Regular Classroom.....	31
Instructor Credentials for Teaching Limited English Proficient Children.....	36
IASA Title VII and EIEP Projects in Maine.....	41

PART III - NON-PUBLIC SCHOOLS..... 43

PART IV - GLOSSARY..... 49

This report is submitted to the United States Department of Education in partial fulfillment of a contractual agreement with the Maine Department of Education. Such a requirement is stipulated in Section 7134 (c)(B) of Title VII of Improving America's Schools Act - Subpart 2.

As part of its agreement with USDE, the Maine Department of Education has assured wide dissemination of this report. As a minimum, these are recipients of the report: U.S. Office of Bilingual Education and Minority Languages Affairs; Maine superintendents; Maine School Management Association; Maine Education Association; Maine State Board of Education; the Governor's Office; the Education Committee of the Maine State Legislature; minority advocacy organizations; the press; the National Clearinghouse for Bilingual Education; the Maine delegation to Congress; Maine State Library; teams of the Maine Department of Education; and the Maine Advisory Committee to the U.S. Commission on Civil Rights.

Part I

Statewide
Summative
Data



**Demographic Overview:
Language Minority Students in Maine
1996 - 1997**

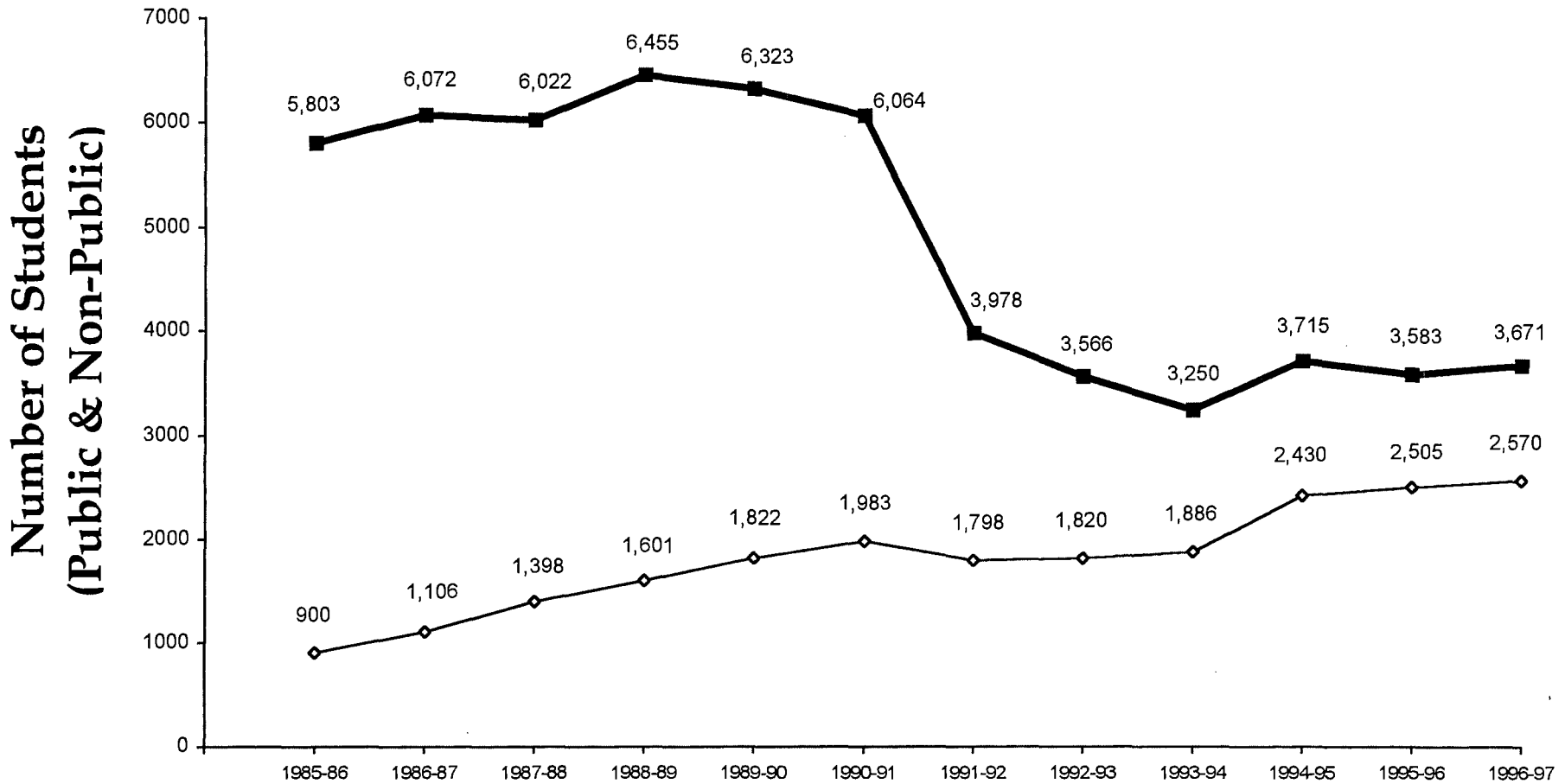
• Total Language Minority Youth:	Public: 3376	Private: 268
• Total Number of Limited English Proficiency* Youth:	Public: 2386	Private: 172
• Total Number of Heritage Languages of Maine Youth:	82	

Public School LEP Students															
Pre-K	K	1	2	3	4	5	6	7	8	9	10	11	12	Un-graded	Total
136	263	186	189	160	178	170	155	163	158	161	149	125	147	46	2386
Non-Public School LEP Students															
Pre-K	K	1	2	3	4	5	6	7	8	9	10	11	12	Un-graded	Total
0	5	3	0	3	2	2	3	0	1	16	39	49	53	8	184

- Percent of Language Minority Youth who are Limited English Proficient*: 72%
- Number of Maine Public Schools that report enrollments of LEP students: 94
- Total Number of Teacher Positions (full and part-time) Assigned ESL Instruction to LEP Youth:
Public - 271; Private - 10
- Percent of ESL Teachers Who Hold Qualifying State Endorsements: 51.4%
- Total Public Cost of LEA-Paid ESL (based on per/teacher state average of \$33,676 @ 190.4 FTE's, excluding fringe benefits: \$4,629,994
- Total Estimated Cost of Public ESL Education Technicians (based on average of \$10/hr. @ 64.3 FTE's): \$877,695
- Percent of Public Schools Enrolling LEP Youth that Have School Committee-Approved *Lau* Plan Policy: 47% (134 school units)
- Percent of Public Schools Enrolling LEP Youth that Report Compliance with Federal Statute for Appropriate LEP Student Placement and Provision of Supplemental Services: 37% (35 school units)

*Limited English proficient (LEP - see glossary at end) student data is reported to MDOE by each school. The census of LEP students is enhanced by MDOE sources such as the Maine Educational Assessment and records of state assistance to schools on behalf of LEP students.

Annual Enrollments of K-12 Language Minority Students, 1985-97



LEP & Non-LEP

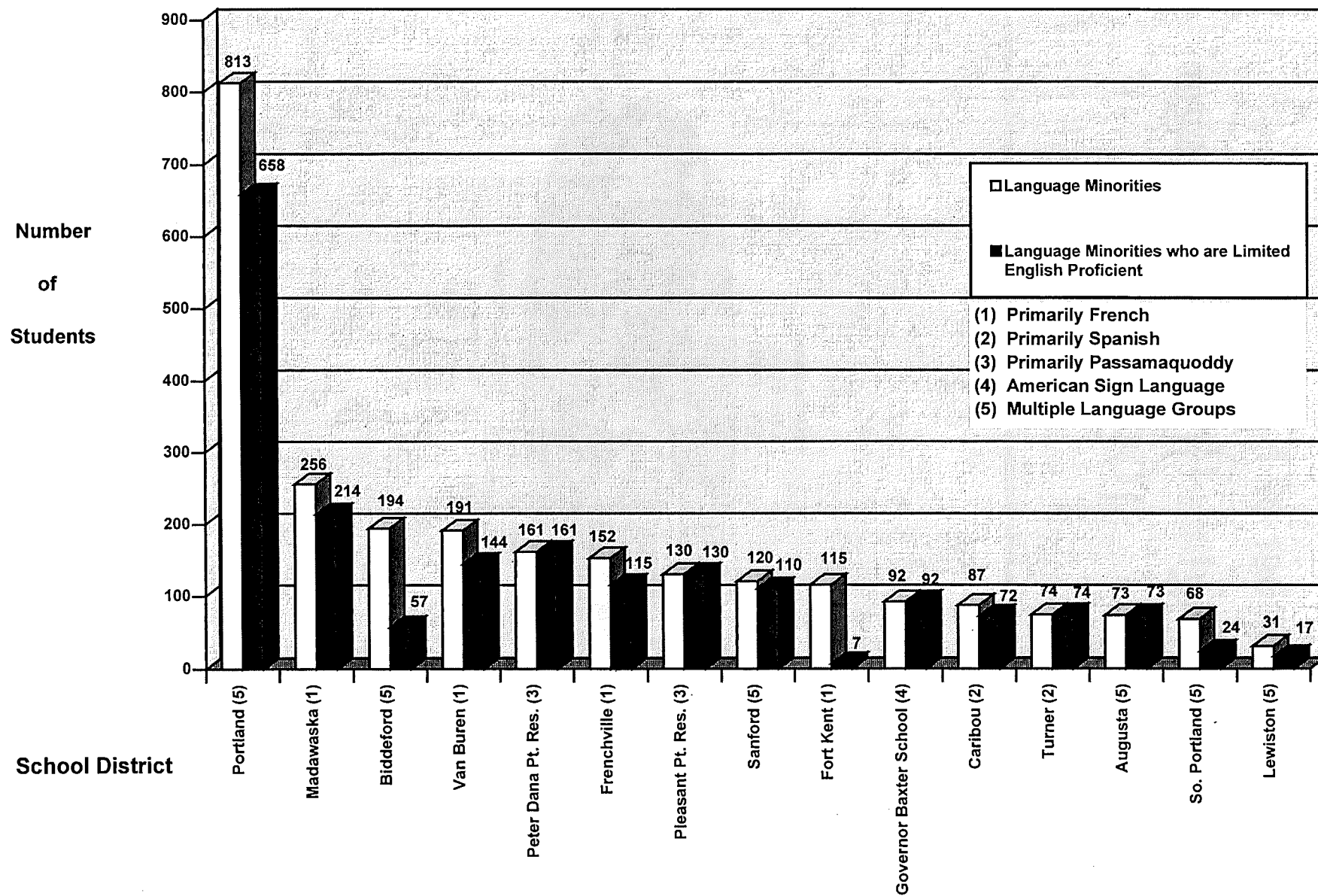
—◇— Language Minorities who are Limited English Proficient

—■— Language Minorities

September-June


Source: Maine Department of Education, IASA Title VII, 1997

High Concentration Language Minority Students in Maine Schools, 1996-97



Source: Maine Department of Education, ESL/Bilingual Education, 1997

Number of K-12 Speakers of Non-English Heritage Languages* 1996-97



****(Expressed as Statewide Percentage of Non-English Heritage Language Use)***

Total Non-English Heritage Language Use: 3,671 students

Source: Maine Department of Education, IASA Title VII, 1997

NATIVE LANGUAGES SPOKEN BY CHILDREN IN MAINE SCHOOLS, 1996-97

LANGUAGE	PUBLIC SCHOOL ENROLLMENTS	NON-PUBLIC SCHOOL ENROLLMENTS
Acholi	38	4
Afrikaans	2	0
Akan	0	2
Albanian	5	0
American Sign Language	129	0
Amharic	21	0
Arabic	16	1
Aruban	0	1
Bengali	1	0
Bosnian	1	0
Bulgarian	11	0
Catalan	1	0
Cebuano	1	0
Chamorro	1	0
Chinese (Mandarin/Cantonese)	150	9
Creole	7	0
Czech	6	2
Danish	5	0
Dari	8	0
Dibinga	2	0
Dutch	3	0
Estonian	1	0
Ethiopian	0	1
Farsi/Persian	30	3
Finnish	8	0
French	919	28
German	56	19
Greek	30	1
Guana	1	0
Gujarati	1	0
Guyanese	1	0
Hawaiian	1	0
Hebrew	4	0
Hindi	6	3
Hungarian	3	1
Icelandic	2	0

NATIVE LANGUAGES SPOKEN BY CHILDREN IN MAINE SCHOOLS, 1996-97

LANGUAGE	PUBLIC SCHOOL ENROLLMENTS	NON-PUBLIC SCHOOL ENROLLMENTS
Indonesian	3	1
Italian	7	0
Jamaican English	4	0
Japanese	24	59
Kannada	2	0
Khmer	389	1
Kinyarawanda	9	0
Kiswahili	1	0
Korean	44	54
Kurdish	1	0
Lao	14	0
Latvian	0	1
Lithuanian	3	0
Malay	0	1
Marathi	3	0
Marshalese	0	1
Micmac	2	0
Norwegian	2	0
Nuer	4	0
Pakistani	3	0
Passamaquoddy	302	7
Polish	40	5
Portuguese	22	3
Punjabi	7	0
Pushto	9	0
Romanian	5	2
Russian	111	13
Serbo Croatian	44	1
Slovenian	0	1
Somali	119	0
Spanish	348	24
Swahili	13	0
Swedish	8	2
Swiss	1	0
Tagalog (Philipino)	60	3
Taiwanese	3	0

NATIVE LANGUAGES SPOKEN BY CHILDREN IN MAINE SCHOOLS, 1996-97

LANGUAGE	PUBLIC SCHOOL ENROLLMENTS	NON-PUBLIC SCHOOL ENROLLMENTS
Tajik	1	0
Tamil	1	0
Telugu	1	0
Thai	5	1
Tibetan	0	1
Tigrinya	9	0
Turkish	1	4
Ukrainian	28	1
Urdu	1	0
Vietnamese	216	9
Language Not Given	52	8
Totals	3,393	278

**METHODS USED TO IDENTIFY LIMITED ENGLISH PROFICIENT STUDENTS
(MAINE PUBLIC SCHOOLS)
1996-97**

	Number of LEA's*	% All LEA's	% LEA's** Enrolling LEP Students
I. Home Language Survey (NOTE: A home language survey is not a LEP identification device; it merely determines non-English language backgrounds.)	167	71	100
II. Standardized Tests			
CTBS	8	3	9
MEA	11	5	12
CAT/CAT-5	5	3	6
Woodcock/Johnson	4	2	5
Peabody(PPVT)	6	2	7
IOWA	5	2	6
ILLINOIS	4	2	5
SAT/PSAT/SAT-HI/OLSAT	4	2	5
Gates-McGinitie	2	1	2
Others (EPSF/IRI/SDRT/OLR/DODS/MAT)	6	3	7
Standard Achievement Test	2	1	2
III. Language Proficiency Assessment Devices			
LAS/PRE-LAS/LAS-O/LAS-R-W	43	18	49
IPT/IDEA-OLPT	7	3	8
Others (Slosson, TOEFL, ACCESS, SABE, CLOZE, Maculaitis, EKWALL)	7	3	8
LAB	2	1	2
SLEP	3	1	3
IV. Informal Measures			
Reading/Writing Inventories	31	14	35
Student Interviews	24	10	27
Classroom Observations	15	6	17
Academic Performance	20	9	23
Psychological Referrals	29	12	33
Parent Referrals	176	75	100
Title I Referral	86	37	97
Previous Records	167	71	100
Teacher Referrals	160	68	100
Special Education Evaluation Teams	88	37	26
No procedure in place	15	6	6

*Based on total of 235 reporting at least one of these methods.

** Based on 88 LEA's reporting LEP enrollments.

Source: MDOE, ESL/Bilingual Education Office 1997

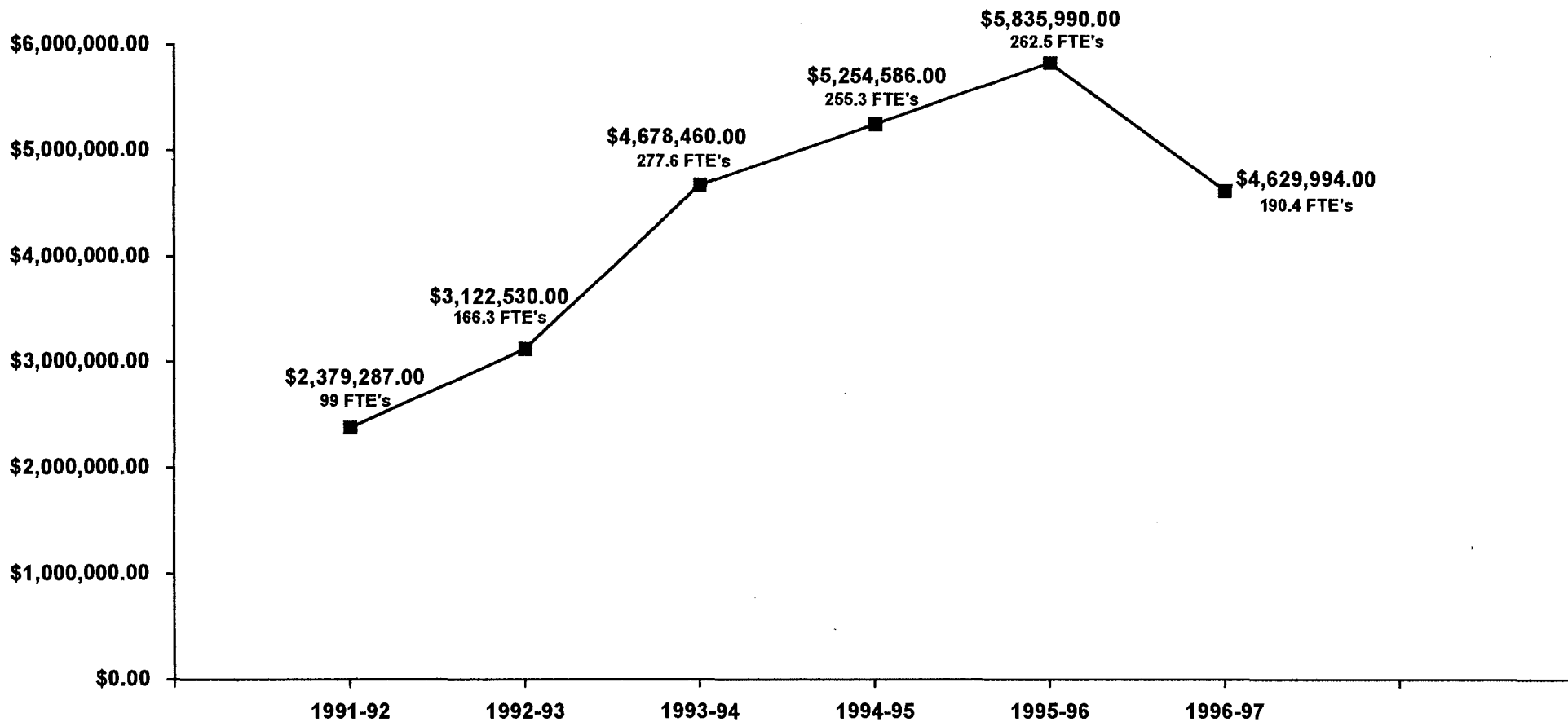
PERSONNEL SUPPORT FOR LEP STUDENTS 1996-1997

Number of Positions		Full-Time Equivalents			Categories of Support	Estimated Local Costs* Public Schools
<u>Public</u>	<u>Private</u>	<u>Public</u>	<u>Private</u>			
70	1	51.4	1.0	Maine certified teachers with an endorsement in English as a second language (ESL) or bilingual education	\$1,730,946.00	
59	4	44.4	3.5	Maine certified teachers without an endorsement in either ESL or bilingual education	\$1,495,214.00	
7	4	4.6	2.8	Bilingual or ESL program directors/coordinators	\$34,440.00	
20	1	14.6	0.3	Special education teachers (including speech/language)	\$491,669.00	
93	3	64.3	0.3	Education technicians	\$877,695.00	
7	0	3.1	0	Volunteers	\$-----	
21	3	8.0	2.8	Others	\$-----	
<u>TOTALS</u>	277	16	190.4	10.7	Maine Public Schools ESL Personnel Local Expenditures	\$4,629,964.00

*FTE cost estimates do not include fringe benefits nor any ESL program costs. Teacher average wage statewide for 1996-97 was \$33,676. (Source: MDOE, Management Team) Education technician's wages are arbitrarily estimated at \$10 per hour for purposes of this summary (annual \$13,650). Administrative positions are not included in the above cost estimates.

LEA-Paid Costs for ESL and Bilingual Education Personnel* (Six-Year Trend)

Per Annum Local Costs



Source: MDOE, ESL & Bilingual Education, 1997

*Excludes Fringe Benefits and other Instructional Program Costs

LANGUAGE MINORITIES' PERFORMANCE

on the

MAINE EDUCATION ASSESSMENT: 1996-1997

State Legislation

Implemented in 1985 as result of Educational Reform Act of 1984

Grade Levels Assessed Annually

Grades 4, 8, and 11

Content Areas Assessed

Reading, writing, math, science, social studies, and humanities.

Construction and Administration

- Newly implemented in 1995 as an open-response format.
- Test content was reviewed by an advisory committee.
- The test in each of the areas of science, social studies, health, and arts and humanities consist of 24 open-response questions.
- Four performance levels in reading and math were established by the student-based constructed-response methods.
- Percentages of students at different performance levels are reported for each subject area tested.
- Writing is measured by direct writing assessments (i.e., writing samples in response to prompts).
- Detailed evidence of the MEA's quality of reliability and validity is available on request.

Identification of Language Minority Subgroups

- Monolingual children - children whose communicative competence is limited to English.
- Bilingual English fluent - children whose communicative competence extends to two or more languages; English skills of reading, writing, speaking, and listening are at cognition levels equivalent to English-only students of comparable academic standing and maturation.
- Limited English proficient students - communicative competence in English is limited in at least one of the following: reading, writing, speaking, or listening.
- Identification of language minority students is at the discretion of each school's MEA administrator.

Language Minority Subgroup Results

- Graphs on the following pages show performance on the MEA for language minority subgroups tested.

- By relatively small margins, monolingual English students out-perform the other two groups in most subject areas and grade levels.
- Limited English proficient students' performance scores are lowest in most subject areas and at all grade levels.

MEA PARTICIPANTS - 1996-1997

	INCLUDED STUDENTS			EXCLUDED STUDENTS	
	Monolingual English	Bilingual English Fluent	Bilingual LEP	Number of Bilingual English Fluent	Number of Bilingual LEP
Grade 4	13,558 (99%)	159 (1%)	46 (fewer than 1%)	21	48
Grade 8	12,830 (98%)	246 (2%)	58 (fewer than 1%)	13	30
Grade 11	10,137 (97%)	271 (3%)	47 (fewer than 1%)	18	42
TOTALS	36,525	676	151	52	120

What the Scores Mean

On the next pages are graphs showing how language minority sub-groups performed on the 1996-97 Maine Educational Assessment for Grades 4, 8, and 11.

Scaled Scores

Scaled scores are reported for the subject areas of science, arts and humanities, social studies, and health. Health education was not assessed for Grade 11. Scaled scores are used to report the results because of their ease of interpretation and ability to be used to evaluate the results.

In order to develop the scale, the statewide average was set to 250 in 1985-86 for every content area except writing. For these areas, scores larger than 250 mean that performance was above the statewide average for 1985-86. For writing, the state average was adjusted in 1994 based on the results of a special study evaluating the changes in writing performance over several years.

Scaled scores can range from 100 to 400. If a group average is below 100 or above 400, it is printed as 100 or 400, respectively. Scores of 100 do not mean no questions were answered correctly, just as scores of 400 do not mean all questions were answered correctly. Such scores indicate achievement levels far below or far above the statewide average.

Scaled scores in a subject accurately represent the performance of a group of students tested in a particular year. Results are reported for groups of students of five or more only. Results are not given for smaller groups because of considerations of confidentiality. Percentages may not add to 100 percent either due to roundoff error or because of non-response by some students.

Subgroup results not only allow school staffs to monitor the performance of particular groups of interest, they enable the readers to identify factors that appear to relate to performance and compare their students to students statewide with respect to those factors.

Performance Levels

Performance levels described as distinguished and advanced, basic and novice are reported as percentages for language minority participants who participated in the test. Areas measured using these performance level designations are reading, writing, and mathematics for grades 4, 8, and 11.

Performance Levels for Reading

Distinguished Maine readers demonstrate the ability to see implications and extend applications and connections beyond the obvious. These students are insightful, understand complex ideas, control reading strategies needed to construct meaning from various types of material, and use reference skills effectively.

Advanced Maine readers demonstrate full understanding of the text and can link ideas within and among texts. These readers' answers to questions are complete, demonstrate control of reading strategies needed to construct meaning from various types of material, and show knowledge of reference skills.

Basic Maine readers demonstrate better understanding of some types of texts than others. These students may make important connections among ideas within some texts or in some responses, but the demonstration of this ability may not be consistent across texts. Some readers may be consistent in making obvious connections and relatively low-level inferences across texts. These readers demonstrate some control of reading strategies needed to construct meaning from various types of material and know standard reference skills.

Novice Maine readers demonstrate limited understanding of reading material beyond obvious stated facts. These readers' control of strategies appears to be dependent on the particular type or difficulty level of the text. These students demonstrate limited ability to use reference skills independently.

Performance Levels for Writing*

Distinguished Maine writers craft richly developed essays that incorporate carefully chosen details, a distinctive tone and style of writing, and rich and effective language. The personal interest and involvement of the writers are obvious, and the readers are drawn into and led through the pieces of writing with subtlety and skill.

Advanced Maine writers create fully developed essays with relevant, often strong, details, a consistent tone, and demonstrated control of the topic and the task. The writers are obviously interested and involved in the writing and use language effectively, including an appropriate variety in sentence structure and wording.

Basic Maine writers create moderately well-developed essays in which most of the details are relevant and appropriate. The writers seem to be interested and involved in the writing, the essays are focused and exhibit some variety in wording and sentence structure. Errors in sentence structure, word choice and usage, spelling, capitalization, or punctuation sometimes limit the effectiveness of the writing.

Novice Maine writers produce essays characterized by limited development, focus, and details. These writers may tell a complete story, but their writing lacks elaboration and a sense of fullness. They use limited variety in wording and sentence structure. Sometimes their writing is too simplistic to reveal the students' understanding of grammar/mechanics.

Performance Levels for Mathematics

Distinguished Maine students demonstrate in-depth understanding of mathematics by applying sound reasoning to solve non-routine problems using efficient and sometimes innovative strategies. These students may connections among mathematical concepts and extend their understanding of specific problems to more global and parallel situations. They can communicate mathematically with effectiveness and sophistication.

Advanced Maine students solve routine and many non-routine problems and determine the reasonableness of the solutions using estimation, patterns, and relationships, connections among mathematical concepts, and effective organization of data. These students make important connections of mathematics to real-world situations, do accurate work, and communicate mathematical strategies effectively.

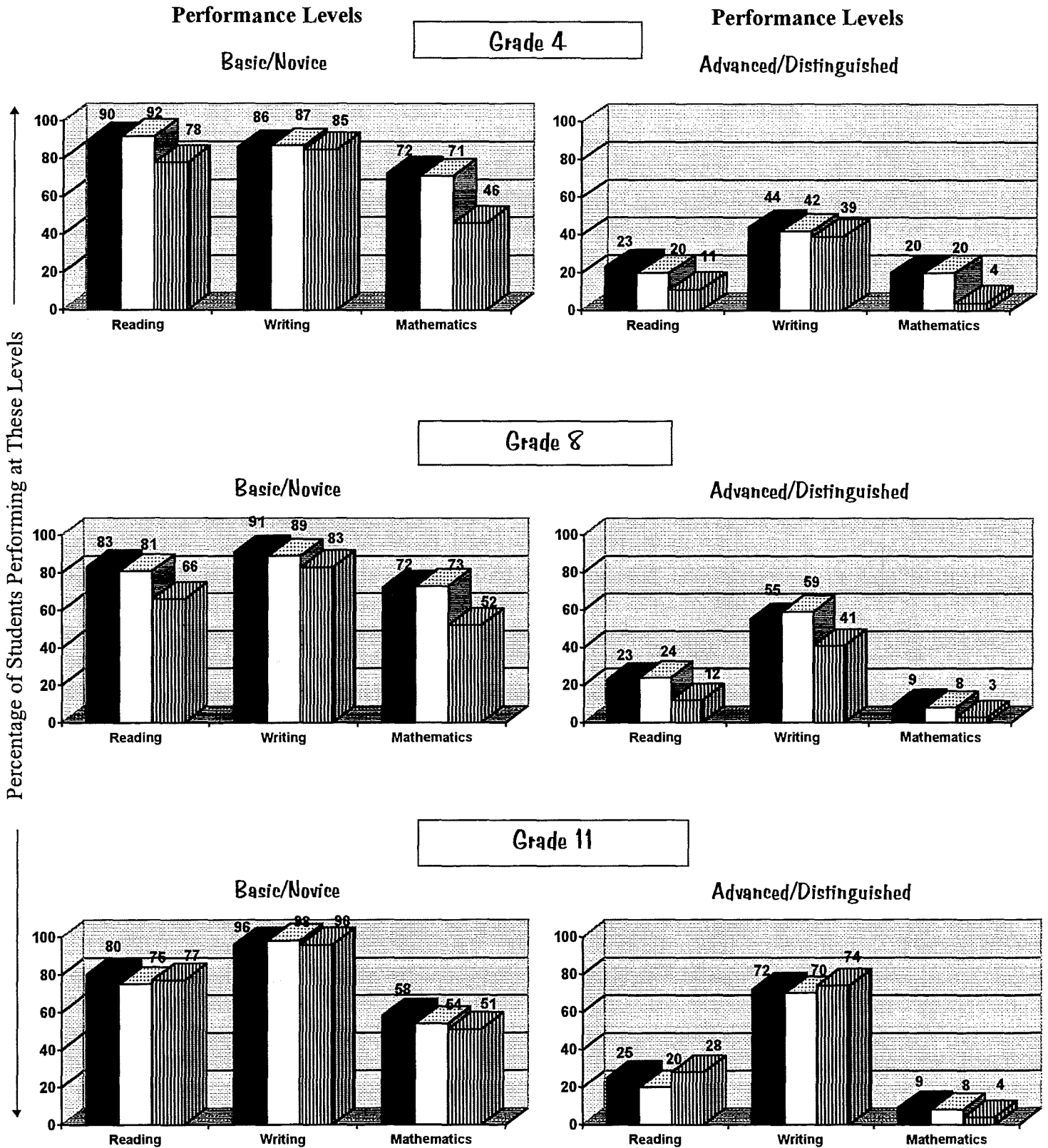
Basic Maine student can solve routine problems, but are challenged to develop appropriate strategies for non-routine problems. Solutions sometimes lack accuracy; reasoning and communications are sometimes limited.

Novice Maine students demonstrate some success with computational skills, but have great difficulty applying those skills to problem-solving situations. Mathematical reasoning and communication skills are minimal.

*Based on annotated holistic scoring.

1996-97 Maine Educational Assessment

Results by Level of English Fluency

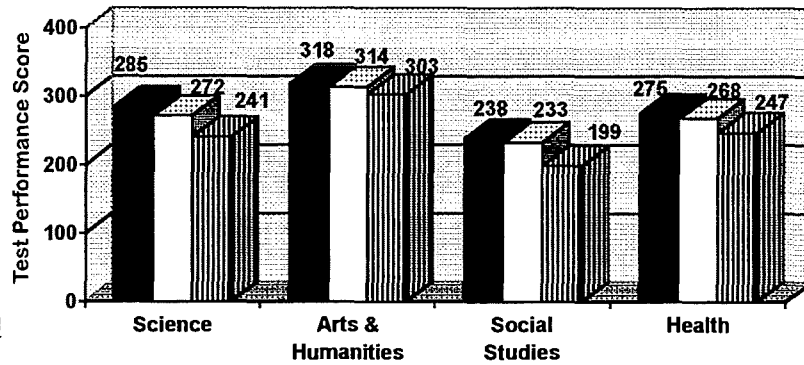


Legend ■ Monolingual English □ Bilingual/English Fluent ▨ Limited English Proficient

Source: Maine Department of Education, IASA Title VII & MEA Offices

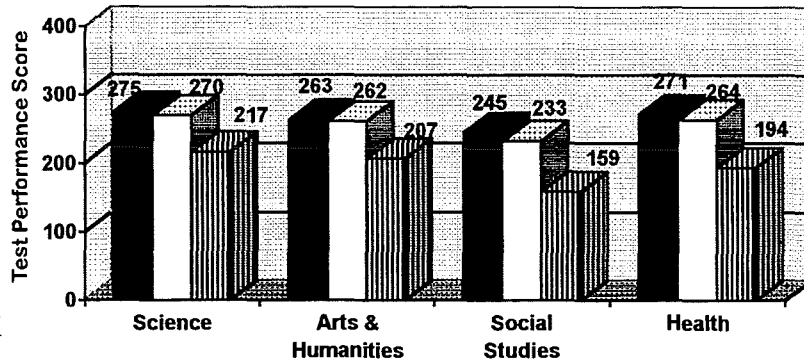
1996-97 Maine Educational Assessment Results by Level of English Fluency Scaled Scores

Grade 4



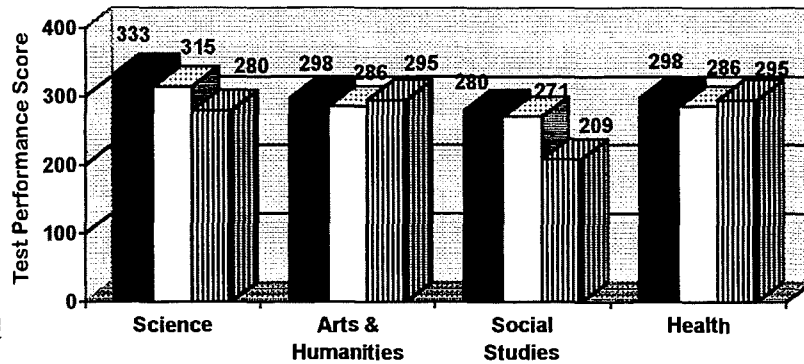
Subject Areas Tested

Grade 8



Subject Areas Tested

Grade 11



Subject Areas Tested

Legend

- Monolingual English
- Bilingual/English Fluent
- Limited English Proficient

Source: Maine Department of Education, IASA Title VII & MEA Offices

Part II

Individual
Public
Schools

SCHOOL DISTRICTS WITH SCHOOL COMMITTEE APPROVED LAU PLANS (1997)

Arundel	SAD 29 - Houlton	Union 51 - Windsor
Auburn	SAD 32 - Ashland	Union 52 - China
Augusta	SAD 33 - Frenchville	Union 52 - Vasselboro
Bangor	SAD 34 - Belfast	Union 52 - Winslow
Bath	SAD 36 - Livermore Falls	Union 60 - Greenville
Biddeford	SAD 37 - Harrington	Union 74 - Bristol
Brewer	SAD 40 - Waldoboro	Union 74 - Nobleboro
Brunswick	SAD 41 - Milo	Union 74 - South Bristol
Bucksport	SAD 43 - Mexico	Union 87 - Orono
Cape Elizabeth	SAD 45 - Washburn	Union 91 - Orrington
Caribou	SAD 46 - Dexter	Union 92 - Lamoine
Easton	SAD 47 - Oakland	Union 92 - Surry
Falmouth	SAD 48 - Newport	Union 98 - Bar Harbor
Freeport	SAD 51 - Cumberland	Union 98 - Cranberry Isles
Gorham	SAD 52 - Turner	Union 98 - Frenchboro
Grand Isle	SAD 53 - Pittsfield	Union 98 - Mt. Desert
Jay	SAD 54 - Skowhegan	Union 98 - Southwest Harbor
Kittery	SAD 55 - Cornish	Union 98 - Tremont
Lewiston	SAD 60 - North Berwick	Union 102 - Machias
Limestone	SAD 61 - Naples	Union 102 - Wesley
Madawaska	SAD 64 - Corinth	Union 107 - Princeson
Millinocket	SAD 71 - Kennebunk	Union 107 - Woodland
Old Orchard Beach	SAD 74 - N. Anson	Union 113 - East Millinocket
Old Town	SAD 75 - Topsham	Union 113 - Medway
Portland	SAD 76 - Swan's Island	Union 122 - New Sweden
Richmond	SAD 77 - East Machias	Union 122 - Stockholm
Sanford	Union 7 - Dayton	Union 122 - Woodland
Scarborough	Union 7 - Saco	CSD 3 - Boothbay Harbor
South Portland	Union 29 - Mechanic Falls	CSD 7 - Mount Desert Island
Waterville	Union 29 - Minot	CSD 10 - Readfield
Westbrook	Union 29 - Poland	CSD 14 - Great Salt Bay
Yarmouth	Union 30 - Durham	CSD 15 - Oak Hill
SAD 1 - Presque Isle	Union 30 - Lisbon Falls	CSD 18 - Wells
SAD 3 - Unity	Union 42 - Manchester	EUT - State of ME -
SAD 5 - Rockland	Union 42 - Mt. Vernon	Benedicta
SAD 6 - Buxton	Union 42 - Readfield	EUT - State of ME - Connor
SAD 9 - Farmington	Union 42 - Wayne	EUT - State of ME -
SAD 11 - Gardiner	Union 44 - Litchfield	Edmunds
SAD 12 - Jackman	Union 44 - Sabattus	EUT - State of ME - Kingman
SAD 15 - Gray	Union 44 - Wales	EUT - State of ME - Sinclair
SAD 16 - Hallowell	Union 49 - Boothbay	
SAD 17 - South Paris	Union 49 - Edgecomb	<u>Non-public Schools</u>
SAD 19 - Lubec	Union 49 - Southport	Cerebral Palsy Center
SAD 21 - Dixfield	Union 51 - Chelsea	Foxcroft Academy
SAD 22 - Hampden	Union 51 - Jefferson	Island Montessori School
SAD 24 - Van Buren	Union 51 - Palermo	Lee Academy
SAD 27 - Fort Kent	Union 51 - Somerville	St. Joseph's School - Portland
SAD 28 - Camden	Union 51 - Whitefield	Thornton Academy

1996-97 COUNT OF LANGUAGE MINORITY CHILDREN IN MAINE PUBLIC SCHOOLS

SCHOOL DISTRICT	TOTAL ENROLLMENT*	TOTAL # OF LANGUAGE MINORITY CHILDREN	TOTAL # OF LANGUAGE MINORITY CHILDREN WHO ARE LIMITED ENGLISH PROFICIENT
* Acton	287	0	0
* Arundel	390	4	3
Auburn	4,353	42	11
Augusta	3,032	73	73
Bangor	4,476	41	11
Bath	2,074	19	19
Biddeford	3,343	194	57
Brewer	1,528	5	3
* Bridgewater	45	0	0
Brunswick	3,259	48	29
Bucksport	1,322	1	0
Cape Elizabeth	1,781	5	5
Caribou	1,760	87	72
* Caswell	45	0	0
* Dedham	210	0	0
Easton	269	0	0
Ellsworth	2,160	0	0
Falmouth	1,552	3	2
* Fayette	61	0	0
Freeport	1,256	3	3
Gorham	2,515	4	4
* Grand Isle	29	13	3
* Harmony	95	0	0
* Isle au Haut	10	0	0
Islesboro	108	0	0
Jay	1,052	1	1
Kittery	1,221	5	5
Lewiston	4,522	31	17
Limestone	394	0	0
* Lincolnville	219	0	0
* Long Island	20	0	0
* MIE - Beatrice Rafferty School	130	130	130

* Indicates enrollments that are other than K-12

1996-97 COUNT OF LANGUAGE MINORITY CHILDREN IN MAINE PUBLIC SCHOOLS

SCHOOL DISTRICT	TOTAL ENROLLMENT*	TOTAL # OF LANGUAGE MINORITY CHILDREN	TOTAL # OF LANGUAGE MINORITY CHILDREN WHO ARE LIMITED ENGLISH PROFICIENT
* MIE - Indian Island School	107	0	0
* MIE - Indian Township School	161	161	161
Madawaska	861	256	214
Millinocket	1,144	4	4
* Monhegan Plantation	5	0	0
Monmouth	735	1	1
Old Orchard Beach	1,191	7	6
Old Town	1,608	31	14
* Peru	220	0	0
Portland	8,218	813	658
* Raymond	466	0	0
Richmond	660	0	0
Sanford	3,946	120	110
Scarborough	2,518	11	11
South Portland	3,393	68	24
Waterville	2,166	28	18
Westbrook	2,800	12	10
Windham	2,652	8	2
Winthrop	1,153	4	1
Yarmouth	1,504	1	0
York	2,018	1	1
SAD 1 - Presque Isle	2,252	11	6
SAD 3 - Unity	17,470	4	0
SAD 4 - Guilford	1,027	0	0
SAD 5 - Rockland	1,572	4	4
SAD 6 - Buxton	4,619	8	3
SAD 7 - North Haven	88	3	3
SAD 8 - Vinalhaven	186	0	0
SAD 9 - Farmington	2,973	24	7
SAD 11 - Gardiner	2,641	24	5
SAD 12 - Jackman	222	9	9
SAD 13 - Bingham	400	0	0

* Indicates enrollments that are other than K-12

1996-97 COUNT OF LANGUAGE MINORITY CHILDREN IN MAINE PUBLIC SCHOOLS

SCHOOL DISTRICT	TOTAL ENROLLMENT*	TOTAL # OF LANGUAGE MINORITY CHILDREN	TOTAL # OF LANGUAGE MINORITY CHILDREN WHO ARE LIMITED ENGLISH PROFICIENT
SAD 14 - Danforth	209	0	0
SAD 15 - Gray	2,228	3	0
SAD 16 - Hallowell	1,031	1	1
SAD 17 - South Paris	3,788	3	0
SAD 19 - Lubec	314	0	0
SAD 20 - Fort Fairfield	716	1	0
SAD 21 - Dixfield	834	1	1
SAD 22 - Hampden	2,314	19	3
* SAD 23 - Carmel	847	0	0
SAD 24 - Van Buren	566	191	144
SAD 25 - Sherman Station	623	0	0
* SAD 26 - Eastbrook	110	0	0
SAD 27 - Fort Kent	1,439	115	7
SAD 28 - Camden	1,450	4	0
SAD 29 - Houlton	1,503	3	3
* SAD 30 - Lee	306	1	1
SAD 31 - Howland	878	1	1
SAD 32 - Ashland	429	0	0
SAD 33 - Frenchville	416	152	115
SAD 34 - Belfast	2,001	5	5
SAD 35 - Eliot	2,675	19	3
SAD 36 - Livermore Falls	1,084	2	0
SAD 37 - Harrington	1,033	2	2
* SAD 38 - Carmel	268	0	0
SAD 39 - Buckfield	757	5	0
SAD 40 - Waldoboro	2,418	5	2
SAD 41 - Milo	1,031	1	0
SAD 42 - Mars Hill	521	1	0
SAD 43 - Mexico	1,752	13	10
SAD 44 - Bethel	1,065	0	0
SAD 45 - Washburn	424	0	0
SAD 46 - Dexter	1,243	7	0

* Indicates enrollments that are other than K-12

1996-97 COUNT OF LANGUAGE MINORITY CHILDREN IN MAINE PUBLIC SCHOOLS

SCHOOL DISTRICT	TOTAL ENROLLMENT*	TOTAL # OF LANGUAGE MINORITY CHILDREN	TOTAL # OF LANGUAGE MINORITY CHILDREN WHO ARE LIMITED ENGLISH PROFICIENT
SAD 47 - Oakland	2,595	22	4
SAD 48 - Newport	2,316	3	3
SAD 49 - Fairfield	2,879	3	0
SAD 50 - Thomaston	1,120	2	0
SAD 51 - Cumberland	2,015	12	12
SAD 52 - Turner	2,216	74	74
* SAD 53 - Pittsfield	1,185	0	0
SAD 54 - Skowhegan	3,265	5	3
SAD 55 - Cornish	1,319	1	1
SAD 56 - Searsport	959	0	0
SAD 57 - Waterboro	3,344	1	0
SAD 58 - Kingfield	1,078	3	0
SAD 59 - Madison	1,088	0	0
SAD 60 - North Berwick	3,261	38	26
SAD 61 - Naples	2,369	2	0
* SAD 62 - Pownel	171	0	0
* SAD 63 - East Holden	716	2	2
SAD 64 - Corinth	1,297	1	1
* SAD 65 - Matinicus Island	8	0	0
SAD 67 - Lincoln	1,403	0	0
* SAD 68 - Dover-Foxcroft	1,036	2	1
SAD 70 - Hodgdon	778	2	0
SAD 71 - Kennebunk	2,434	39	39
* SAD 72 - Fryeburg	1,005	4	2
SAD 74 - N. Anson	1,030	3	3
SAD 75 - Topsham	3,401	44	28
* SAD 76 - Swan's Island	43	0	0
* SAD 77 - East Machias	428	0	0
* Union 7 - Dayton	135	1	1
* Union 7 - Saco	1,985	22	11
* Union 29 - Mechanic Falls	464	0	0
* Union 29 - Minot	291	1	0

* Indicates enrollments that are other than K-12

1996-97 COUNT OF LANGUAGE MINORITY CHILDREN IN MAINE PUBLIC SCHOOLS

SCHOOL DISTRICT	TOTAL ENROLLMENT*	TOTAL # OF LANGUAGE MINORITY CHILDREN	TOTAL # OF LANGUAGE MINORITY CHILDREN WHO ARE LIMITED ENGLISH PROFICIENT
* Union 29 - Poland	588	0	0
* Union 30 - Durham	425	1	1
Union 30 - Lisbon Falls	1,655	17	10
* Union 34 - Glenburn	539	0	0
Union 34 - Hermon	815	1	1
Union 37 - Rangeley	265	0	0
* Union 42 - Manchester	260	0	0
* Union 42 - Mt. Vernon	140	0	0
* Union 42 - Readfield	283	0	0
* Union 42 - Wayne	129	0	0
* Union 44 - Litchfield	433	0	0
* Union 44 - Sabattus	580	0	0
* Union 44 - Wales	179	0	0
* Union 47 - Georgetown	92	0	0
* Union 47 - Phippsburg	184	0	0
* Union 47 - West Bath	137	0	0
* Union 47 - Woolwich	379	0	0
* Union 48 - Dresden	148	0	0
Union 48 - Wiscasset	1,197	2	2
* Union 49 - Edgecomb	84	1	0
* Union 49 - Southport	44	0	0
* Union 51 - Chelsea	319	0	0
* Union 51 - Jefferson	281	0	0
* Union 51 - Palermo	148	0	0
* Union 51 - Somerville	72	0	0
* Union 51 - Whitefield	293	0	0
* Union 51 - Windsor	254	0	0
* Union 52 - China	616	3	3
* Union 52 - Vasselboro	535	0	0
Union 52 - Winslow	1,565	4	4
Union 60 - Greenville	381	7	3
* Union 60 - Shirley	12	0	0

* Indicates enrollments that are other than K-12

1996-97 COUNT OF LANGUAGE MINORITY CHILDREN IN MAINE PUBLIC SCHOOLS

SCHOOL DISTRICT	TOTAL ENROLLMENT*	TOTAL # OF LANGUAGE MINORITY CHILDREN	TOTAL # OF LANGUAGE MINORITY CHILDREN WHO ARE LIMITED ENGLISH PROFICIENT
* Union 69 - Appleton	157	0	0
* Union 69 - Hope	160	0	0
* Union 74 - Bristol	283	0	0
* Union 74 - Nobleboro	204	3	2
* Union 74 - South Bristol	74	0	0
* Union 76 - Brooklin	88	0	0
* Union 76 - Sedgwick	117	0	0
Union 87 - Orono	895	30	10
* Union 87 - Veazie	202	0	0
* Union 90 - Alton	77	0	0
* Union 90 - Bradley	85	0	0
* Union 90 - Greenbush	255	2	2
* Union 90 - Milford	454	2	1
* Union 91 - Orland	265	0	0
* Union 91 - Orrington	418	0	0
* Union 92 - Hancock	245	0	0
* Union 92 - Lamoine	187	2	1
* Union 92 - Otis	101	0	0
* Union 92 - Surry	146	5	2
* Union 92 - Trenton	158	1	1
* Union 93 - Blue Hill	270	0	0
* Union 93 - Brooksville	81	0	0
* Union 93 - Castine	60	0	0
* Union 93 - Penobscot	142	0	0
* Union 96 - Gouldsboro	211	1	1
* Union 96 - Steuben	126	0	0
* Union 96 - Winter Harbor	138	2	2
* Union 98 - Bar Harbor	505	3	3
* Union 98 - Cranberry Isles	22	0	0
* Union 98 - Frenchboro	4	0	0
* Union 98 - Mt. Desert	273	0	0
* Union 98 - Southwest Harbor	257	0	0

* Indicates enrollments that are other than K-12

1996-97 COUNT OF LANGUAGE MINORITY CHILDREN IN MAINE PUBLIC SCHOOLS

SCHOOL DISTRICT	TOTAL ENROLLMENT*	TOTAL # OF LANGUAGE MINORITY CHILDREN	TOTAL # OF LANGUAGE MINORITY CHILDREN WHO ARE LIMITED ENGLISH PROFICIENT
* Union 98 - Tremont	182	0	0
* Union 102 - Jonesboro	74	0	0
Union 102 - Machias	546	1	1
* Union 102 - Wesley	17	0	0
* Union 103 - Beals	85	0	0
* Union 103 - Jonesport	161	0	0
* Union 104 - Charlotte	48	0	0
Union 104 - Eastport	344	0	0
* Union 104 - Penbroke	95	0	0
* Union 104 - Perry	108	0	0
* Union 106 - Alexander	92	0	0
Union 106 - Calais	692	4	4
* Union 106 - Robbinston	110	0	0
* Union 107 - Princeton	205	0	0
Union 107 - Woodland	470	0	0
* Union 108 - Vanceboro	16	0	0
* Union 110 - Reed Plantation	31	0	0
Union 113 - East Millinocket	557	0	2
* Union 113 - Medway	264	0	0
* Union 122 - New Sweden	120	0	0
* Union 122 - Stockholm	42	0	0
* Union 122 - Woodland	230	0	0
CSD 3 - Boothbay Harbor	814	5	5
* CSD 4 - Flander's Bay	316	0	0
* CSD 7 - Mount Desert Island	577	5	0
* CSD 8 - Airline	62	0	0
CSD 9 - Southern Aroostook	531	0	0
* CSD 10 - Readfield	758	0	0
* CSD 11 - Schoodic	338	1	1
* CSD 12 - East Range	42	0	0
CSD 13 - Deer Isle	556	0	0
* CSD 14 - Great Salt Bay	463	0	0

* Indicates enrollments that are other than K-12

1996-97 COUNT OF LANGUAGE MINORITY CHILDREN IN MAINE PUBLIC SCHOOLS

SCHOOL DISTRICT	TOTAL ENROLLMENT*	TOTAL # OF LANGUAGE MINORITY CHILDREN	TOTAL # OF LANGUAGE MINORITY CHILDREN WHO ARE LIMITED ENGLISH PROFICIENT
* CSD 15 - Oak Hill	523	0	0
* CSD 17 - Moosabec	125	0	0
CSD 18 - Wells	1,546	12	3
Baxter School for the Deaf	92	92	92
* EUT - State of ME - Benedicta	34	0	0
* EUT - State of ME - Connor	60	3	0
* EUT - State of ME - Edmunds	98	0	0
* EUT - State of ME - Kingman	33	0	0
* EUT - State of ME - Rockwood	15	0	0
* EUT - State of ME - Sinclair	21	2	0
* Maine Youth Center -Gould School	184	0	0
Totals	229,770	3,376	2,386

* Indicates enrollments that are other than K-12

SUBGROUP DATA ON CHILDREN OF LIMITED ENGLISH PROFICIENCY (LEP) IN MAINE PUBLIC SCHOOLS, 1996-97

SCHOOL DISTRICT	TOTAL LEP ENROLLED	# OF LEP IN USA 3 YRS/LESS	# OF LEP RECEIVING SUPPLEMENTAL INSTRUCTION SUPPORT	# OF LEP NOT RECV. SUPPLEMENTAL INSTRUCTION SUPPORT	# OF LEP RETAINED IN SAME GRADE AS IN 1994	# OF LEP SERVED UNDER MIGRANT EDUCATION	# OF LEP PLACED IN SPEC.ED.	# OF LEP DROPPED OUT SINCE 3/1/96	# OF LEP ENROLLED IN APPLIED TECHNOLOGIES	# OF LEP ENROLLED IN EXPL. VOCAT. EDUCATION	# OF LEP ENROLLED IN PROGRAMS IASA TITLE I	# OF LEP IN G & T
Old Orchard Beach	6	2	6	0	0	0	0	0	1	0	0	0
Old Town	14	12	14	0	0	0	0	0	0	0	2	0
Portland	658	486	658	0	1	338	13	12	9	27	85	8
Sanford	110	9	100	10	0	0	3	0	5	21	12	0
Scarborough	11	5	5	6	0	0	0	0	0	0	0	0
South Portland	24	4	21	3	1	0	0	0	0	2	0	0
Waterville	18	0	18	0	1	0	2	0	0	0	1	0
Westbrook	10	2	10	0	0	0	0	0	1	0	0	0
Windham	2	2	2	0	0	0	0	0	0	0	0	0
Winthrop	1	0	0	1	0	0	0	0	0	0	0	0
York	1	1	1	0	0	0	0	0	0	0	0	0
SAD 1 - Presque Isle	6	0	3	3	0	0	0	0	0	0	0	0
SAD 5 - Rockland	4	4	4	0	0	2	0	0	0	2	3	0
SAD 6 - Buxton	3	2	3	0	0	0	0	0	0	0	0	0
SAD 7 - North Haven	3	3	3	0	0	0	0	0	0	0	0	0
SAD 9 - Farmington	7	1	7	0	1	0	1	0	0	1	0	5
SAD 11 - Gardiner	5	1	5	0	0	0	0	0	0	0	0	0
SAD 12 - Jackman	9	6	7	2	0	0	0	0	0	2	6	0
SAD 16 - Hallowell	1	0	0	1	0	0	0	0	0	0	0	0
SAD 21 - Dixfield	1	0	1	0	0	0	0	0	0	0	0	0
SAD 22 - Hampden	3	0	2	1	0	0	0	0	0	0	0	0
SAD 24 - Van Buren	144	0	144	0	3	10	33	0	4	28	30	16

SUBGROUP DATA ON CHILDREN OF LIMITED ENGLISH PROFICIENCY (LEP) IN MAINE PUBLIC SCHOOLS, 1996-97

SCHOOL DISTRICT	TOTAL LEP ENROLLED	# OF LEP IN USA 3 YRS/LESS	# OF LEP RECEIVING SUPPLEMENTAL INSTRUC. SUPPORT	# OF LEP NOT RECV. SUPPLEMENTAL INSTRUC. SUPPORT	# OF LEP RETAINED IN SAME GRADE AS IN 1994	# OF LEP SERVED UNDER MIGRANT EDUCA.	# OF LEP PLACED IN SPEC.ED.	# OF LEP DROPPED OUT SINCE 3/1/96	# OF LEP ENROLLED IN APPLIED TECHNOLOGIES	# OF LEP ENROLLED IN EXPL. VOCAT. EDUCATION	# OF LEP ENROLLED IN PROGRAMS IASA TITLE I	# OF LEP IN G & T
Union 106 - Calais	4	1	1	3	0	0	0	0	0	0	0	1
Union 113 - East Millinocket	2	2	2	0	0	0	1	0	0	0	0	0
CSD 3 - Boothbay Harbor	5	4	5	0	0	0	0	0	0	3	0	0
CSD 11 - Schoodic	1	0	0	1	0	0	0	0	0	0	0	0
CSD 18 - Wells	3	0	2	1	0	0	0	0	0	0	1	0
Baxter School for the Deaf	92	0	92	0	0	0	92	0	4	0	0	0
Totals	2,386	708	2,258	128	16	454	211	19	45	192	252	45

SUPPORT SERVICES FOR LIMITED ENGLISH PROFICIENT (LEP) CHILDREN BEYOND THE REGULAR CLASSROOM IN MAINE PUBLIC SCHOOLS 1996-97

SCHOOL DISTRICT	BILINGUAL EDUCATION	ESL IN LIEU OF ENGLISH LANGUAGE ARTS	ESL TUTOR SCHOOL HOURS	SPECIAL EDUCATION	SUMMER SCHOOL ESL	ADULT EDUCATION ESL	SDAIE
Arundel			X				
Auburn		X	X				X
Augusta		X	X	X	X	X	X
Bangor			X		X		
Bath		X					
Biddeford		X	X				
Brewer		X	X		X		
Brunswick		X	X	X		X	X
Cape Elizabeth		X	X	X			X
Caribou		X	X	X	X		
Falmouth			X				
Freeport							
Gorham			X				
Grand Isle				X	X		
Jay			X				
Kittery		X	X				X
Lewiston		X	X	X			
MIE - Beatrice Rafferty School							
MIE - Indian Township School	X			X	X		
Madawaska	X		X				
Millinocket			X				
Monmouth							

31

SUPPORT SERVICES FOR LIMITED ENGLISH PROFICIENT (LEP) CHILDREN BEYOND THE REGULAR CLASSROOM IN MAINE PUBLIC SCHOOLS 1996-97

SCHOOL DISTRICT	BILINGUAL EDUCATION	ESL IN LIEU OF ENGLISH LANGUAGE ARTS	ESL TUTOR SCHOOL HOURS	SPECIAL EDUCATION	SUMMER SCHOOL ESL	ADULT EDUCATION ESL	SDAIE
Old Orchard Beach			X				
Old Town		X	X				X
Portland	X	X	X				X
Sanford		X	X	X			X
Scarborough		X	X				
South Portland		X	X				
Waterville			X	X		X	
Westbrook			X				X
Windham			X				
Winthrop							
York			X				
SAD 1 - Presque Isle			X	X			
SAD 5 - Rockland			X				
SAD 6 - Buxton			X				X
SAD 7 - North Haven		X	X		X		
SAD 9 - Farmington		X	X				X
SAD 11 - Gardiner		X	X			X	
SAD 12 - Jackman	X			X			X
SAD 16 - Hallowell							
SAD 21 - Dixfield		X	X				
SAD 22 - Hampden			X				
SAD 24 - Van Buren	X			X	X	X	

32

SUPPORT SERVICES FOR LIMITED ENGLISH PROFICIENT (LEP) CHILDREN BEYOND THE REGULAR CLASSROOM IN MAINE PUBLIC SCHOOLS 1996-97

SCHOOL DISTRICT	BILINGUAL EDUCATION	ESL IN LIEU OF ENGLISH LANGUAGE ARTS	ESL TUTOR SCHOOL HOURS	SPECIAL EDUCATION	SUMMER SCHOOL ESL	ADULT EDUCATION ESL	SDAIE
SAD 27 - Fort Kent							X
SAD 29 - Houlton		X			X		
SAD 30 - Lee				X	X		
SAD 31 - Howland							
SAD 33 - Frenchville				X			
SAD 34 - Belfast			X				
SAD 35 - Eliot				X			
SAD 37 - Harrington			X				
SAD 40 - Waldoboro							
3 SAD 43 - Mexico		X	X	X			X
SAD 47 - Oakland			X	X			
SAD 48 - Newport			X				
SAD 51 - Cumberland		X	X				X
SAD 52 - Turner	X	X	X	X			X
SAD 54 - Skowhegan			X				
SAD 55 - Cornish							
SAD 60 - North Berwick		X	X			X	
SAD 63 - East Holden		X	X				
SAD 64 - Corinth	X		X				
SAD 68 - Dover-Foxcroft			X				
SAD 71 - Kennebunk		X	X	X			
SAD 72 - Fryeburg							

SUPPORT SERVICES FOR LIMITED ENGLISH PROFICIENT (LEP) CHILDREN BEYOND THE REGULAR CLASSROOM IN MAINE PUBLIC SCHOOLS 1996-97

SCHOOL DISTRICT	BILINGUAL EDUCATION	ESL IN LIEU OF ENGLISH LANGUAGE ARTS	ESL TUTOR SCHOOL HOURS	SPECIAL EDUCATION	SUMMER SCHOOL ESL	ADULT EDUCATION ESL	SDAIE
SAD 74 - N. Anson			X				
SAD 75 - Topsham	X						X
Union 7 - Dayton		X	X				
Union 7 - Saco		X	X				
Union 30 - Durham		X					
Union 30 - Lisbon Falls		X		X			
Union 34 - Hermon							
Union 48 - Wiscasset							
Union 52 - China			X				
Union 52 - Winslow			X				
Union 60 - Greenville			X				
Union 74 - Nobleboro			X				
Union 87 - Orono			X	X			X
Union 90 - Greenbush			X				
Union 90 - Milford			X				
Union 92 - Lamoine			X				
Union 92 - Surry							X
Union 92 - Trenton							
Union 96 - Gouldsboro							
Union 96 - Winter Harbor			X				
Union 98 - Bar Harbor		X	X		X		
Union 102 - Machias			X				

34

SUPPORT SERVICES FOR LIMITED ENGLISH PROFICIENT (LEP) CHILDREN BEYOND THE REGULAR CLASSROOM IN MAINE PUBLIC SCHOOLS 1996-97

SCHOOL DISTRICT	BILINGUAL EDUCATION	ESL IN LIEU OF ENGLISH LANGUAGE ARTS	ESL TUTOR SCHOOL HOURS	SPECIAL EDUCATION	SUMMER SCHOOL ESL	ADULT EDUCATION ESL	SDAIE
Union 106 - Calais			X				
Union 113 - East Millinocket		X	X	X			
CSD 3 - Boothbay Harbor		X	X		X		
CSD 11 - Schoodic							
CSD 18 - Wells			X				
Baxter School for the Deaf	X			X			
Totals	8	34	65	23	12	6	19

INSTRUCTOR CREDENTIALS FOR TEACHING LIMITED ENGLISH PROFICIENT (LEP) CHILDREN
IN MAINE PUBLIC SCHOOLS 1996-97

SCHOOL DISTRICT	TEACHER(S) IS (ARE) ENDORSED IN ESL OR BILINGUAL EDUCATION	NO ENDORSEMENT IN ESL OR BILINGUAL EDUCATION	BILINGUAL OR ESL DIRECTOR OR COORDINATOR
Arundel	1	0	0
Auburn	0	1	0
Augusta	1	0	1
Bangor	1	0	0
Bath	1	0	0
Biddeford	3	0	0
Brewer	0	1	0
Brunswick	1	0	1
Cape Elizabeth	1	0	0
Caribou	1	0	0
Falmouth	1	0	0
Freeport	0	0	0
Gorham	0	1	0
Grand Isle	1	0	0
Jay	1	0	0
Kittery	1	0	0
Lewiston	1	0	0
MIE - Beatrice Rafferty School	0	0	0
MIE - Indian Township School	0	0	1
Madawaska	0	2	0
Millinocket	1	0	0
Monmouth	0	0	0

INSTRUCTOR CREDENTIALS FOR TEACHING LIMITED ENGLISH PROFICIENT (LEP) CHILDREN
IN MAINE PUBLIC SCHOOLS 1996-97

SCHOOL DISTRICT	TEACHER(S) IS (ARE) ENDORSED IN ESL OR BILINGUAL EDUCATION	NO ENDORSEMENT IN ESL OR BILINGUAL EDUCATION	BILINGUAL OR ESL DIRECTOR OR COORDINATOR
Old Orchard Beach	0	0	0
Old Town	1	0	0
Portland	23	0	1
Sanford	5	0	0
Scarborough	1	0	0
South Portland	2	0	0
Waterville	0	1	0
Westbrook	1	0	0
Windham	0	1	0
Winthrop	0	0	0
York	0	1	0
SAD 1 - Presque Isle	0	1	0
SAD 5 - Rockland	1	2	1
SAD 6 - Buxton	0	0	0
SAD 7 - North Haven	0	1	0
SAD 9 - Farmington	1	0	0
SAD 11 - Gardiner	0	0	0
SAD 12 - Jackman	0	4	0
SAD 16 - Hallowell	0	0	0
SAD 21 - Dixfield	0	1	0
SAD 22 - Hampden	1	0	0
SAD 24 - Van Buren	0	5	1

27

INSTRUCTOR CREDENTIALS FOR TEACHING LIMITED ENGLISH PROFICIENT (LEP) CHILDREN
IN MAINE PUBLIC SCHOOLS 1996-97

SCHOOL DISTRICT	TEACHER(S) IS (ARE) ENDORSED IN ESL OR BILINGUAL EDUCATION	NO ENDORSEMENT IN ESL OR BILINGUAL EDUCATION	BILINGUAL OR ESL DIRECTOR OR COORDINATOR
SAD 27 - Fort Kent	0	0	0
SAD 29 - Houlton	0	4	0
SAD 30 - Lee	0	0	0
SAD 31 - Howland	0	0	0
SAD 33 - Frenchville	0	23	0
SAD 34 - Belfast	0	1	0
SAD 35 - Eliot	0	0	0
SAD 37 - Harrington	0	0	0
SAD 40 - Waldoboro	0	0	0
SAD 43 - Mexico	1	0	0
SAD 47 - Oakland	1	0	0
SAD 48 - Newport	0	0	0
SAD 51 - Cumberland	2	0	0
SAD 52 - Turner	0	3	1
SAD 54 - Skowhegan	0	1	0
SAD 55 - Cornish	0	0	0
SAD 60 - North Berwick	1	0	0
SAD 63 - East Holden	0	1	0
SAD 64 - Corinth	0	0	0
SAD 68 - Dover-Foxcroft	0	0	0
SAD 71 - Kennebunk	1	0	0
SAD 72 - Fryeburg	0	0	0

20

INSTRUCTOR CREDENTIALS FOR TEACHING LIMITED ENGLISH PROFICIENT (LEP) CHILDREN
IN MAINE PUBLIC SCHOOLS 1996-97

SCHOOL DISTRICT	TEACHER(S) IS (ARE) ENDORSED IN ESL OR BILINGUAL EDUCATION	NO ENDORSEMENT IN ESL OR BILINGUAL EDUCATION	BILINGUAL OR ESL DIRECTOR OR COORDINATOR
SAD 74 - N. Anson	0	1	0
SAD 75 - Topsham	2	0	0
Union 7 - Dayton	0	1	0
Union 7 - Saco	0	1	0
Union 30 - Durham	1	0	0
Union 30 - Lisbon Falls	1	0	0
Union 34 - Hermon	0	0	0
Union 48 - Wiscasset	0	0	0
Union 52 - China	1	0	0
Union 52 - Winslow	1	0	0
Union 60 - Greenville	1	0	0
Union 74 - Nobleboro	0	0	0
Union 87 - Orono	1	0	0
Union 90 - Greenbush	0	1	0
Union 90 - Milford	1	0	0
Union 92 - Lamoine	1	0	0
Union 92 - Surry	0	0	0
Union 92 - Trenton	0	0	0
Union 96 - Gouldsboro	0	0	0
Union 96 - Winter Harbor	0	0	0
Union 98 - Bar Harbor	0	0	0
Union 102 - Machias	0	0	0

29

INSTRUCTOR CREDENTIALS FOR TEACHING LIMITED ENGLISH PROFICIENT (LEP) CHILDREN
IN MAINE PUBLIC SCHOOLS 1996-97

SCHOOL DISTRICT	TEACHER(S) IS (ARE) ENDORSED IN ESL OR BILINGUAL EDUCATION	NO ENDORSEMENT IN ESL OR BILINGUAL EDUCATION	BILINGUAL OR ESL DIRECTOR OR COORDINATOR
Union 106 - Calais	0	0	0
Union 113 - East Millinocket	0	0	0
CSD 3 - Boothbay Harbor	1	0	0
CSD 11 - Schoodic	0	0	0
CSD 18 - Wells	1	0	0
Baxter School for the Deaf	0	0	0
Totals	70	59	7

**IASA Title VII OBEMLA Projects:
State of Maine
1997-98**

Project Director Address	Project	Telephone (207)	State Region Served	Project Type	F - Formula DG - Discretionary Grant	Year	# LEP* Students Impacted	Total LEP* in District	97-98 Funding Level
Gil Albert Madawaska Elem. School RR 1 Box 1090 Madawaska, ME 04756	L'Acadien du Haut St. Jean	728-3111	Madawaska MSAD 24 (Van Buren)	2-way Bilingual Education (Comprehensive)	DG	3 of 5	252 (K-8)	305	\$237,710
Sandra Crites River Valley School District RR #1, Box 1220 Turner, ME 04282	"CALL"	225-3406	Greene Leeds Turner (MSAD 52)	Transitional Bilingual Ed. Program Development & Improvement	DG	2 of 3	70 (K-12)	74	\$149,594
Sandra Crites River Valley School District RR #1, Box 1220 Turner, ME 04282	EIEP	225-3406	Greene Leeds Turner (MSAD 52)	Emergency Immigrant Education Program	F	1 of 1	30 (K-12)	74	\$5,700
Grayce Studley Multilingual Programs 83 Sherman St. Portland, ME 04102	"PATHWAYS"	874-8135	Portland Public Schools	Special Alternative Program, Program Development & Improvement	DG	2 of 3	196 (9-12)	658	\$170,000
Grayce Studley Multilingual Programs 83 Sherman St. Portland, ME 04102	"MAINE"	874-8135	USA	Academic Excellence National Dissemination	DG	14 yrs. in place	-----	658	Carry Over Status \$45,644
Grayce Studley Multilingual Programs 83 Sherman St. Portland, ME 04102	EIEP	874-8135	Portland Public Schools	Emergency Immigrant Education Program	F	1 of 1	486 (K-12)	658	\$38,437
Grayce Studley Multilingual Programs 83 Sherman St. Portland, ME 04102	"STAR"	874-8135	Reiche School, Portland	Program Enhancement	DG	1 of 2	168 (1-5)	658	\$142,012
Grayce Studley Multilingual Programs 83 Sherman St. Portland, ME 04102	"ALERT"	874-8135	Portland Schools/ Portland Housing Authority	Program Enhancement	DG	1 of 2	436 (3-12)	658	\$149,755

*LEP: Limited English Proficient

Grayce Studley Multilingual Programs 83 Sherman St. Portland, ME 04102	"LEAP"	874-8135	Reiche School, Portland	Comprehensive	DG	1 of 2	181 (K-5)	658	\$305,310
Grayce Studley Multilingual Programs 83 Sherman St. Portland, ME 04102	"SPARKLE"	874-8135	Baxter School, Portland	Program Enhancement	DG	1 of 2	122 (pre- school - K)	80	\$149,966
Judy True 357 Tuttle Rd. P.O. Box 6A Cumberland Center, ME 04021	EIEP	829-4800	MSAD 51 Cumberland Center	Emergency Immigrant Education Program	F	1 of 1	12 (K-12)	12	\$2,280
Elizabeth Bartlett 35 Union St. Brunswick, Maine 04011	EIEP	729-4148	Brunswick Public Schools	Emergency Immigrant Education Prog.	F	1 of 1	16 (K-12)	29	\$3,040
Jane Schwab 21 Gilman Waterville, ME 04901	EIEP	873-4281	Waterville Public Schools	Emergency Immigrant Education Prog.	F	1 of 1	12 (K-12)	12	\$2,280
Sarah Jane Poli 205 Main St. P.O. Box 1865 Biddeford, ME 04005	EIEP	282-8280	Biddeford Public Schools	Emergency Immigrant Education Prog.	F	1 of 1	12 (K-12)	43	\$2,280
Maine Dept. of Education Dr. Barney Bérubé 23 State House Station Augusta, ME 04333-0023	EIEP	287-5984	State of Maine EIEP Sub- recipients	Emergency Immigrant Education Prog.	F	1 of 1	819 (K-12)	2552 - State	\$822
Maine Dept. of Education Dr. Barney Bérubé 23 State House Station Augusta, ME 04333-0023	SEA	287-5984	State of Maine	SEA Tech. Asst. & Training	DG	3 of 3	2551	2552 - State	\$100,000

TOTAL OBEMLA FUNDS TO MAINE SCHOOLS	\$1,404,008
TOTAL OBEMLA FUNDS TO MAINE DEPARTMENT OF EDUCATION	100,822
TOTAL	\$1,504,830

Part III

Individual
Non-Public
Schools

1996-97 COUNT OF LANGUAGE MINORITY CHILDREN IN MAINE NON-PUBLIC SCHOOLS

SCHOOL DISTRICT	TOTAL ENROLLMENT*	TOTAL # OF LANGUAGE MINORITY CHILDREN	TOTAL # OF LANGUAGE MINORITY CHILDREN WHO ARE LIMITED ENGLISH PROFICIENT
-----------------	-------------------	---------------------------------------	--

* Aroostook Academy - Caribou	4	0	0
* Averill School - Hinckley	72	1	1
Bay School - Blue Hill	92	0	0
Berwick Academy - S. Berwick	497	3	0
* Breakwater School - Portland	103	0	0
* Building Blocks - Bangor	14	0	0
Canaan Christian School	55	0	0
* Carrabassett Valley Academy	98	9	7
* Casco Bay Montessori School	35	0	0
* Catherine McAuley High School	229	8	0
* Center for Teaching & Learning	76	0	0
Central Maine Christian Academy	97	0	0
* Cerebral Palsy Center	14	1	1
* Cheverus High School	337	0	0
* Child Development Learning CT	11	0	0
* Children's House Montessori	86	0	0
* Children's Sch for Arts & Sci.	21	0	0
* Community School - Camden	6	0	0
* Deck House School - Edgecomb	9	1	1
* Elan School - Poland Springs	153	0	0
* Erskine Academy - China	627	0	0
* Forestdale SDA School	37	0	0
* Foxcroft Academy	464	2	0
* Fryebury Academy	490	45	36
* George Stevens Academy	425	2	0
* Gould Academy - Bethel	216	20	8
Greater Portland Christian	106	0	0
* Hebron Academy	317	46	33
* Hill School - Portland	11	0	0
* Hilltop School - Bangor	19	0	0
* Holy Cross School - Lewiston	562	0	0
* Hyde School - Bath	204	0	0
* Island Montessori School	13	0	0
* John Bapst High School -Bangor	439	7	0

* Indicates enrollments that are other than K-12

1996-97 COUNT OF LANGUAGE MINORITY CHILDREN IN MAINE NON-PUBLIC SCHOOLS

SCHOOL DISTRICT	TOTAL ENROLLMENT*	TOTAL # OF LANGUAGE MINORITY CHILDREN	TOTAL # OF LANGUAGE MINORITY CHILDREN WHO ARE LIMITED ENGLISH PROFICIENT
* Kennebec Montessori School	80	0	0
Kennebunk Christian Academy	27	2	1
* Kents Hill School - Kents Hill	181	28	28
* KidsPeace School of New England	45	0	0
* Koala Learning Center -Westbrook	11	0	0
* Lee Academy	229	8	5
* Levey Hebrew Day School	29	0	0
* Lighthouse School	24	0	0
* MCI - Pittsfield	407	36	36
* Machias Valley Christian School	99	0	0
Merriconeag School - Freeport	139	0	0
* Mount Merici - Waterville	164	1	0
North Yarmouth Academy	255	1	0
* Notre Dame de Lourdes - Saco	180	0	0
* Opportunity Training Center	18	0	0
Ossipee Valley Christian School	49	0	0
* Penobscot Christian School	65	0	0
* Pine Grove Development Center	91	0	0
Riley School - Glen Cove	76	0	0
* Riverview Memorial School	44	0	0
* Rocking Horse Child Care Center	114	0	0
* Roy House School - Rumford	6	0	0
School Around Us - Arundel	10	0	0
* Seaton School - Freeport	3	0	0
Seventh Day Adventist - Bangor	15	0	0
* Sheepscot Valley Children's Ho	50	1	0
* Spurwink School	192	0	0
* St. Agnes School - Pittsfield	52	1	0
* St. Athanasius - Rumford	196	0	0
* St. Augustine School - Augusta	186	3	0
* St. Dominic's - Lewiston	240	2	0
* St. Elizabeth's - Portland	13	0	0
* St. James School - Biddeford	440	0	0
* St. John's School - Bangor	138	1	1

* Indicates enrollments that are other than K-12

1996-97 COUNT OF LANGUAGE MINORITY CHILDREN IN MAINE NON-PUBLIC SCHOOLS

SCHOOL DISTRICT	TOTAL ENROLLMENT*	TOTAL # OF LANGUAGE MINORITY CHILDREN	TOTAL # OF LANGUAGE MINORITY CHILDREN WHO ARE LIMITED ENGLISH PROFICIENT
* St. John's School - Brunswick	219	3	3
* St. John's School - Winslow	127	0	0
* St. Joseph's - Lewiston	230	0	0
* St. Joseph's School - Portland	185	3	0
* St. Mary's School - Augusta	248	2	2
* St. Patrick's School - Portland	232	2	0
* St. Thomas School - Sanford	240	2	0
Stillwater Academy - Bangor	44	0	0
* Sweetser School - Saco	99	1	1
* Thornton Academy	883	17	2
* Toddy Pond School - Belfast	31	0	0
* University School - Portland	0	0	0
* Washington Academy	326	3	0
Waynelete School - Portland	533	6	6
* Westbrook College Children Ctr	10	0	0
Willimantic Christian School	9	0	0
Totals	13,223	268	172

* Indicates enrollments that are other than K-12

SUBGROUP DATA ON CHILDREN OF LIMITED ENGLISH PROFICIENCY (LEP) IN MAINE, NON-PUBLIC SCHOOLS 1996-97

SCHOOL DISTRICT	TOTAL LEP ENROLLED	# OF LEP IN USA 3 YRS/LESS	# OF LEP RECEIVING SUPPLE-MENTAL INSTRUC. SUPPORT	# OF LEP NOT RECV. SUPPLE-MENTAL INSTRUC. SUPPORT	# OF LEP RETAINED IN SAME GRADE AS IN 1994	# OF LEP SERVED UNDER MIGRANT EDUCA.	# OF LEP PLACED IN SPEC.ED.	# OF LEP DROPPED OUT SINCE 3/1/96	# OF LEP ENROLLED IN APPLIED TECHNOLOGIES	# OF LEP ENROLLED IN EXPL. VOCAT. EDUCATION	# OF LEP ENROLLED IN PROGRAMS IASA TITLE I	# OF LEP IN G & T
Averill School - Hinckley	1	1	1	0	0	0	1	0	0	0	0	0
Carrabassett Valley Academy	7	7	7	0	0	0	0	0	0	0	0	0
Cathedral School - Portland	12	0	0	12	0	0	0	0	0	0	0	0
Cerebral Palsy Center	1	0	1	0	1	0	0	0	0	0	0	0
Deck House School - Edgecomb	1	0	1	0	0	0	0	0	0	0	0	0
Fryebury Academy	36	0	36	0	0	0	0	0	0	0	0	0
Gould Academy - Bethel	8	0	8	0	0	0	0	0	0	0	0	0
Hebron Academy	33	0	0	33	0	0	0	0	0	0	0	0
Kennebunk Christian Academy	1	1	1	0	0	0	0	0	0	0	0	0
Kents Hill School - Kents Hill	28	28	1	27	1	0	0	0	0	0	0	0
Lee Academy	5	0	0	5	0	0	0	0	0	0	0	0
MCI - Pittsfield	36	0	36	0	0	0	1	0	0	0	0	0
St. John's School - Bangor	1	1	1	0	0	0	0	0	0	0	0	0
St. John's School - Brunswick	3	0	0	3	1	0	0	0	0	0	0	0
St. Mary's School - Augusta	2	0	0	2	0	0	0	0	0	0	0	0
Sweetser School - Saco	1	0	0	1	0	0	0	0	0	0	0	0
Thornton Academy	2	0	1	1	0	0	1	0	0	0	0	0
Waynefleete School - Portland	6	0	0	6	0	0	0	0	0	0	0	0
Totals	184	38	94	90	3	0	3	0	0	0	0	0

SUPPORT SERVICES FOR LIMITED ENGLISH PROFICIENT (LEP) CHILDREN BEYOND THE REGULAR CLASSROOM IN MAINE NON-PUBLIC SCHOOLS 1996-97

SCHOOL DISTRICT	BILINGUAL EDUCATION	ESL IN LIEU OF ENGLISH LANGUAGE ARTS	ESL TUTOR SCHOOL HOURS	SPECIAL EDUCATION	SUMMER SCHOOL ESL	ADULT EDUCATION ESL	SDAIE
Averill School - Hinckley	X	X		X			
Carrabassett Valley Academy		X	X				
Cathedral School - Portland							
Cerebral Palsy Center				X			
Deck House School - Edgecomb			X				
Fryebury Academy		X					X
Gould Academy - Bethel			X		X		
Hebron Academy		X	X		X		
Kennebunk Christian Academy							X
L7 Kents Hill School - Kents Hill		X	X				
Lee Academy							
MCI - Pittsfield		X	X	X			X
St. John's School - Bangor							
St. John's School - Brunswick							
St. Mary's School - Augusta							
Sweetser School - Saco							
Thornton Academy		X	X	X			
Waynefleete School - Portland							
Totals	1	7	7	4	2	0	3

INSTRUCTOR CREDENTIALS FOR TEACHING LIMITED ENGLISH PROFICIENT (LEP) CHILDREN
IN MAINE NON-PUBLIC SCHOOLS 1996-97

SCHOOL DISTRICT	TEACHER(S) IS (ARE) ENDORSED IN ESL OR BILINGUAL EDUCATION	NO ENDORSEMENT IN ESL OR BILINGUAL EDUCATION	BILINGUAL OR ESL DIRECTOR OR COORDINATOR
Averill School - Hinckley	0	0	0
Carrabassett Valley Academy	0	1	0
Cathedral School - Portland	0	0	0
Cerebral Palsy Center	0	0	0
Deck House School - Edgecomb	0	0	0
Fryebury Academy	0	0	0
Gould Academy - Bethel	0	0	1
Hebron Academy	0	0	1
Kennebunk Christian Academy	0	1	0
Kents Hill School - Kents Hill	0	0	1
Lee Academy	0	0	0
MCI - Pittsfield	1	1	1
St. John's School - Bangor	0	0	0
St. John's School - Brunswick	0	0	0
St. Mary's School - Augusta	0	0	0
Sweetser School - Saco	0	0	0
Thornton Academy	0	1	0
Wayneflete School - Portland	0	0	0
Totals	1	4	4

87

Part IV Glossary

1
2
3
4
5
6
7
8
9
10
11
12
13
14
15
16
17
18
19
20
21
22
23
24
25
26
27
28
29
30
31
32
33
34
35
36
37
38
39
40
41
42
43
44
45
46
47
48
49
50
51
52
53
54
55
56
57
58
59
60
61
62
63
64
65
66
67
68
69
70
71
72
73
74
75
76
77
78
79
80
81
82
83
84
85
86
87
88
89
90
91
92
93
94
95
96
97
98
99
100

Glossary

Bilingual education: An approach which utilizes the students' native language (e.g., French, Passamaquoddy, Spanish...) and cultural factors in instructing these students in their academic subjects. English as a second language is a separate component of this approach.

Dropout: An individual who was enrolled in 1996-97 school year but is not presently enrolled or was not enrolled on October 1, 1996, but was expected to be enrolled and has not graduated from high school or completed a state or school approval education program and does not meet any of these exclusionary conditions: transfer to another school or other approved education program; absent due to suspension or school-approved illness; death. For further information on dropout designations, contact Mr. Frank Antonucci at 287-5111.

English language proficiency assessment: Use of a multiple-criteria assessment device to determine the extent to which a student is fluent in English in the areas of speaking, listening, reading, or writing.

English as a second language (ESL): A structured language acquisition approach designed to teach English to students whose native language is not English. In low-incidence situations, this instruction may occur through "pull-out" from regular English literacy instruction, and students are submersed in mainstream subject areas for most of the school day. Services are overseen by a certified teacher endorsed in ESL.

English as a second language (ESL) tutorial: Students whose native language is not English receive one-on-one or very small group instruction in ESL.

Full-time equivalent (FTE): The percentage of time that the services provider is paid in comparison to a full-time position (e.g., full-time = 1.0; half-time = .50; 25% time = .25).

Lau Plan: An equal access plan and policy targeted for language minority youth. The plan includes identification of LEP students, an academic program plan for them and criteria for ultimate exit from a language support program.

Limited English proficient (LEP): A reference to students whose primary or native language is not English and who have difficulty in using English (i.e., reading, writing, speaking, listening) that the opportunity to participate effectively in school may be denied when English is the exclusive language of instruction. Such students require ESL and/or bilingual education services.

Maine endorsement in bilingual education: Required of certified teachers in bilingual education, K-12 who teach content subjects in non-English languages (24 credit hours in B.E.; 24 credit hours for professional certificate).

Maine endorsement in ESL: Required of certified teachers of ESL, K-12 (15 credit hours in ESL in separate cluster areas; 24 credit hours for professional certificate).

SDAIE (Specially Designed Academic Instruction in English): An approach that utilizes the simplification of the English language to teach ESL and subject area content at the same time (also called "content ESL" or "sheltered English"). Actual content is the same as that taught to non-LEP students.