

MAINE STATE LEGISLATURE

The following document is provided by the
LAW AND LEGISLATIVE DIGITAL LIBRARY
at the Maine State Law and Legislative Reference Library
<http://legislature.maine.gov/lawlib>



Reproduced from scanned originals with text recognition applied
(searchable text may contain some errors and/or omissions)

STATE OF MAINE

Department of Education
Special Projects Leadership Team
English as a Second Language & Bilingual Education
23 State House Station
Augusta, ME 04333-0023



1997-98 LANGUAGE MINORITY STUDENT DEMOGRAPHICS IN MAINE SCHOOLS

Prepared by:

Dr. Barney Bérubé, ESL/Bilingual Education Specialist
under I.A.S.A. Title VII

for:

U.S. Department of Education
Attn: Mr. Luis Catarineau
Office of Bilingual Education and Minority Languages Affairs
600 Independence Avenue
Switzer Building, Room 5090
Washington, D.C. 20202

and for:

Maine Educators and Residents

Data from this report may be accessed online at: www.state.me.us/education/esl.htm

ACKNOWLEDGMENTS

U.S. Department of Education
Authorization..... Mr. Luis Catarineau, Project Officer
Office of Bilingual Education and
Minority Languages Affairs

Lau Survey (EF-I 283)
Administration..... Mr. J. Duke Albanese, DOE Commissioner
Mr. Raymond Poulin, Deputy Commissioner
Administrative Services Unit
Mr. Michael Higgins, Special Projects Team Director
Dr. Barney Bérubé, IASA Title VII Project Coordinator

Lau Survey
Distribution..... Ms. Sandra St. Michel, Staff Assistant

Lau Survey
Collection and Analysis..... Ms. Kathy Kunces, Consultant

Database Analysis..... Mr. Dennis Kunces, Consultant

Maine Educational Assessment..... Dr. Horace Maxcy, Maine Educational
Assessment Consultant
Ms. Sally Rindfleish, Project Assistant at
Advanced Systems, Inc.

Language Proficiency
Assessments..... Dr. Barney Bérubé, Specialist IASA Title VII

Report Preparation..... Dr. Barney Bérubé, ESL/Bilingual Education Specialist
Mr. Dennis Kunces, Technology Consultant
Ms. Sandra St. Michel, Project Staff Assistant

World Wide Web Technician.....Ms. Joyce Mazerolle, Systems Analyst

MAINE DEPARTMENT OF EDUCATION

Special Projects Leadership Team

**J. Duke Albanese, Commissioner
Raymond Poulin, Deputy Commissioner
Michael Higgins, Special Projects Leadership Team Director**

**Barney Bérubé, Ph.D., Project Director
I.A.S.A. Title VII (Bilingual Education and ESL)**

**Published with 100% I.A.S.A. Title VII Federal Funds
Printed Under Appropriation No. 013-05A-5010-16**

**The Maine Department of Education assures equal education
opportunity and equal employment/affirmative action, regardless
of race, color, national origin, marital status, age, or handicap.**

Inquiries or complaints may be directed to:

**Affirmative Action Coordinator
Department of Education
23 State House Station
Augusta, ME 04333-0023
Tel: (207) 287-5806
TDD: (207) 287-2550**

TABLE OF CONTENTS

PART I - SUMMATIVE DATA - STATEWIDE

Demographic Overview: Language Minority Students in Maine.....	1
Annual Enrollments of Language Minority Students in Maine Schools.....	2
High Concentration Language Minority Students in Maine Schools.....	3
Distribution of K-12 Speakers of Non-English Heritage Languages.....	4-A
Number of Maine Public Schools Enrolling Limited English Proficient Youth.....	4-B
Native Languages Spoken by Students in Maine Schools.....	5
Methods Used to Identify Limited English Proficient Students in Maine Public Schools...	8
Personnel Support for Limited English Proficient Students.....	9
Language Minority Performance on the Maine Education Assessment.....	10

PART II - DISTRICT BY DISTRICT REPORT - PUBLIC SCHOOLS

School Districts with Approved <i>Lau</i> Plans.....	16
Count of Language Minority Children.....	17
Subgroup Data on Children of Limited English Proficiency.....	25
Support Services for Limited English Proficiency Children Beyond the Regular Classroom.....	30
Instructor Credentials for Teaching Limited English Proficient Children.....	35
IASA Title VII and EIEP Projects in Maine.....	40

PART III - NON-PUBLIC SCHOOLS..... 42

PART IV - GLOSSARY..... 48

This report is submitted to the United States Department of Education in partial fulfillment of a contractual agreement with the Maine Department of Education. Such a requirement is stipulated in Section 7134 (c)(B) of Title VII of Improving America's Schools Act - Subpart 2.

As part of its agreement with USDE, the Maine Department of Education has assured wide dissemination of this report. As a minimum, these are recipients of the report: U.S. Office of Bilingual Education and Minority Languages Affairs; Maine superintendents; Maine School Management Association; Maine Education Association; Maine State Board of Education; the Governor's Office; the Education Committee of the Maine State Legislature; minority advocacy organizations; the press; the National Clearinghouse for Bilingual Education; the Maine delegation to Congress; Maine State Library; teams of the Maine Department of Education; and the Maine Advisory Committee to the U.S. Commission on Civil Rights.

Part I

Statewide
Summative
Data

**Demographic Overview:
Language Minority Students in Maine
1997 - 1998**

• Total Language Minority Youth:	Public: 3364	Private: 295
• Total Number of Limited English Proficiency* Youth:	Public: 2547	Private: 205
• Total Number of Heritage Languages of Maine Youth:	82	

Public School LEP Students

Pre-K	K	1	2	3	4	5	6	7	8	9	10	11	12	Un-graded	Total
101	254	222	225	206	207	192	167	154	183	140	144	177	150	25	2547

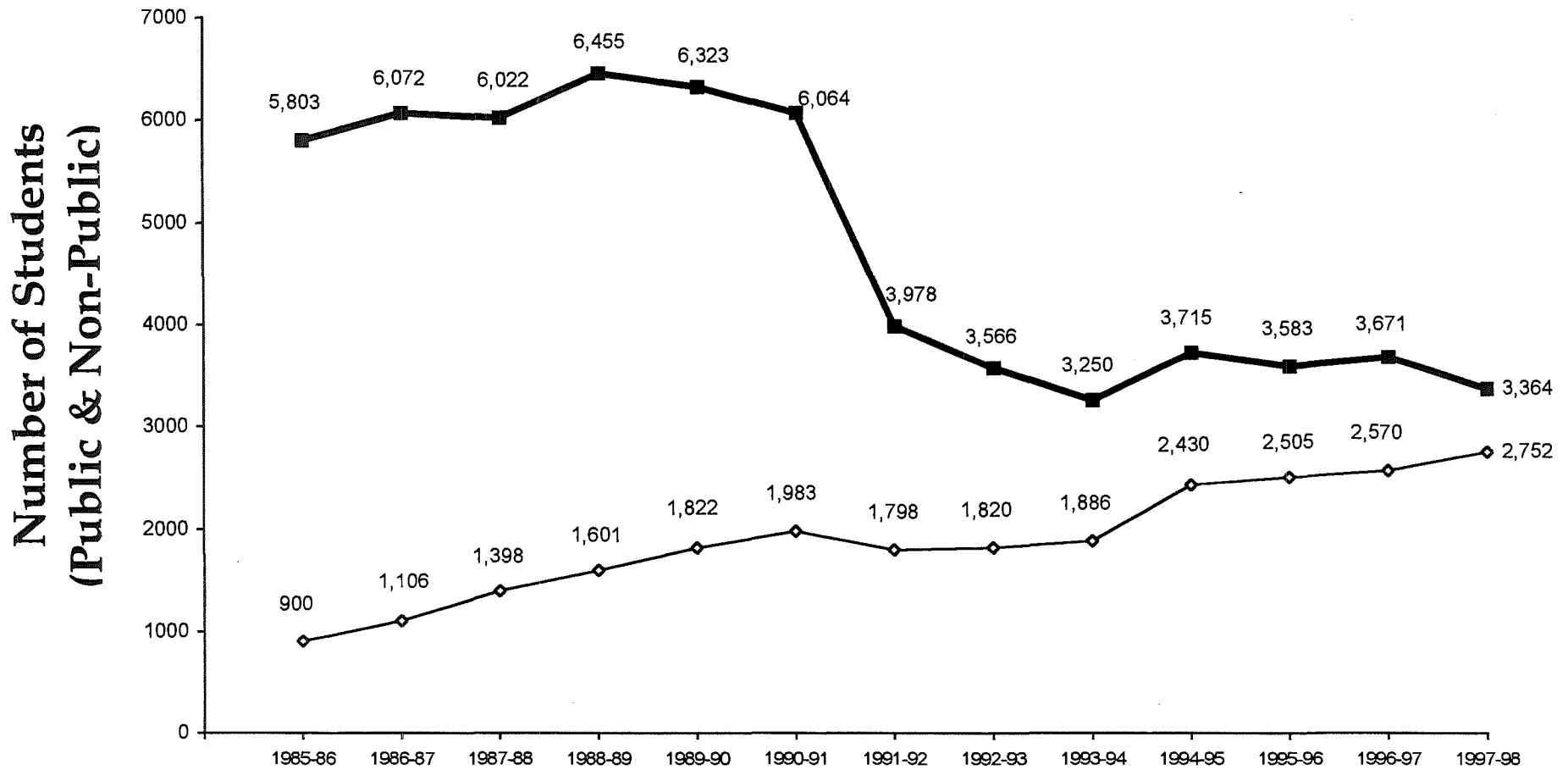
Non-Public School LEP Students

Pre-K	K	1	2	3	4	5	6	7	8	9	10	11	12	Un-graded	Total
1	1	2	0	2	0	1	1	3	0	34	39	60	51	10	205

- Percent of Language Minority Youth who are Limited English Proficient*: 76%
- Number of Maine Public Schools that report enrollments of LEP students: 98
- Total Number of Personnel Positions (full and part-time) Assigned ESL Support to LEP Youth:
Public - 296; Private - 15
- Percent of ESL Teachers Who Hold Qualifying State Endorsements: 54.7%
- Total Public Cost of LEA-Paid ESL instruction (excluding program costs, fringe benefits, or administrative positions): \$4,158,250
- Percent of Public Schools Enrolling LEP Youth that Have School Committee-Approved *Lau* Plan Policy: 63%
- Percent of Public Schools Enrolling LEP Youth that Report Compliance with Federal Statute for Appropriate LEP Student Placement and Provision of Supplemental Services: 81% (79 school units)
- Percent of LEP Youth Statewide Receiving Required Supplemental Language Support: 85%

*Limited English proficient (LEP - see glossary at end) student data is reported to MDOE by each school. The census of LEP students is enhanced by MDOE sources such as the Maine Educational Assessment and records of state assistance to schools on behalf of LEP students.

Annual Enrollments of K-12 Language Minority Students, 1985-98



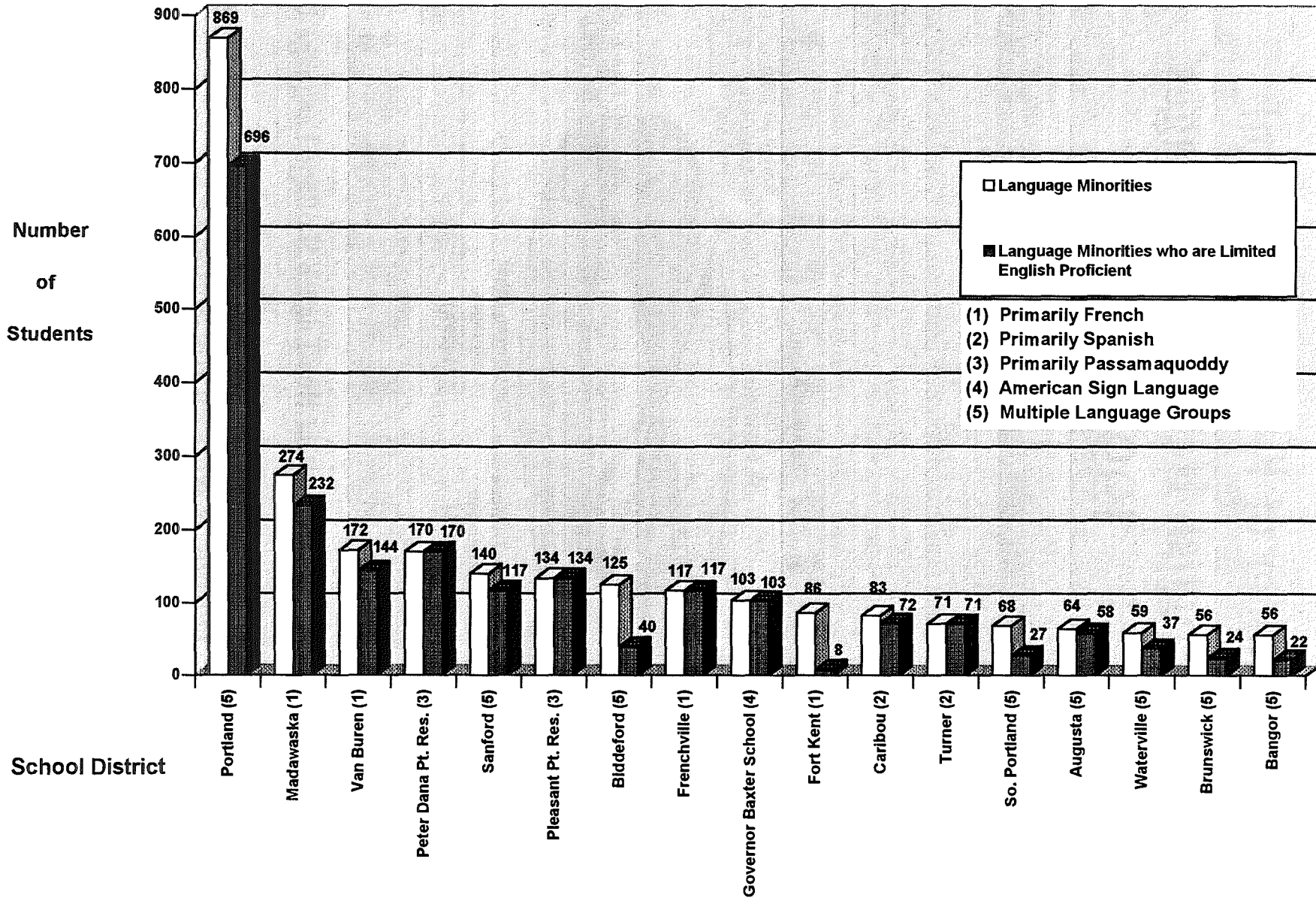
LEP & Non-LEP

—◇— Language Minorities who are Limited English Proficient

—■— Language Minorities


Source: Maine Department of Education, IASA Title VII, 1998

High Concentration Language Minority Students in Maine Schools, 1997-98



Source: Maine Department of Education, ESL/Bilingual Education, 1998

Number of K-12 Speakers of Non-English Heritage Languages* 1997-98

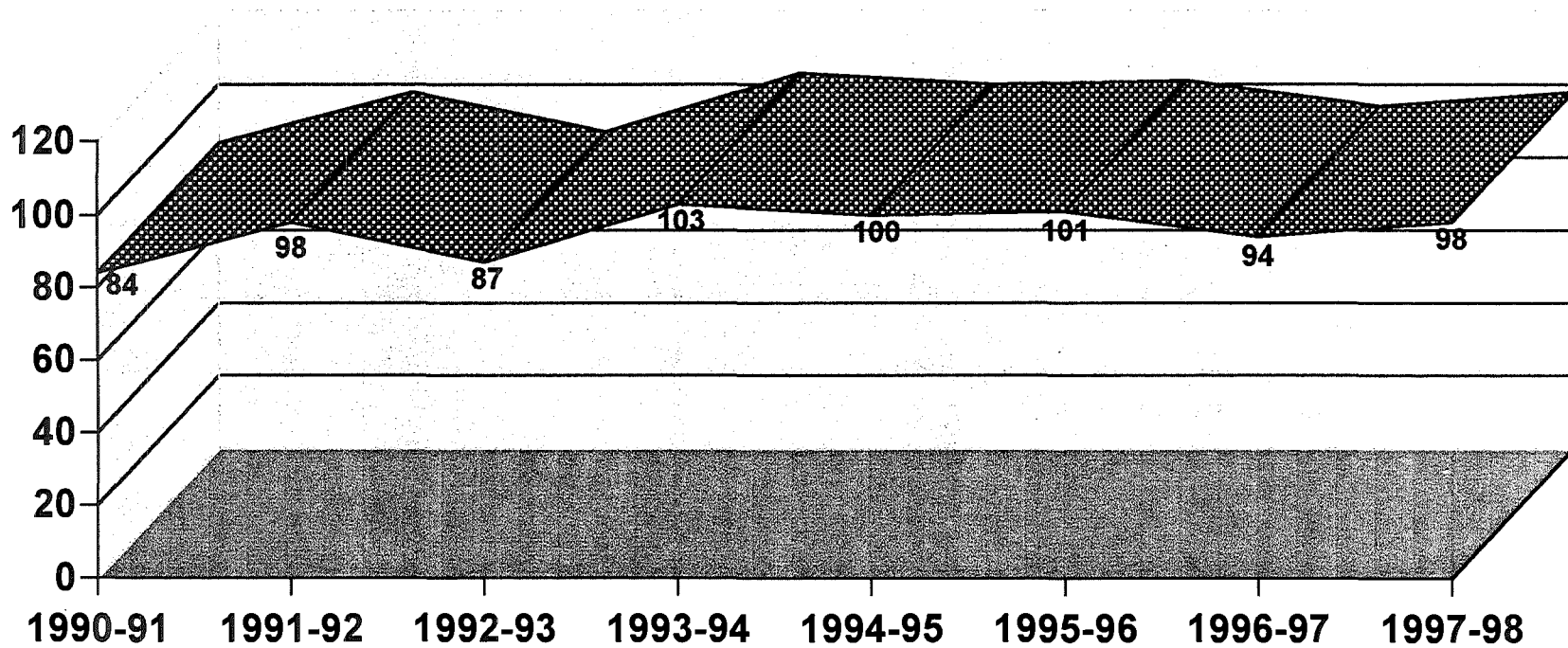


***(Expressed as Statewide Percentage of Non-English Heritage Language Use)**

**Total Non-English Heritage Language Use: 3,627 students
(Public & Non-Public Schools)**

Source: Maine Department of Education, IASA Title VII, 1998

NUMBER OF MAINE PUBLIC SCHOOLS ENROLLING LIMITED ENGLISH PROFICIENT YOUTH



Source: Maine Department of Education, IASA Title VII, 1998



NATIVE LANGUAGES SPOKEN BY CHILDREN IN MAINE SCHOOLS, 1997-98

LANGUAGE	PUBLIC SCHOOL ENROLLMENTS	NON-PUBLIC SCHOOL ENROLLMENTS
Acholi	22	0
Afabic	2	0
Afrikaan	3	0
Albanian	9	0
American Sign Language	117	1
Amharic	28	0
Arabic	21	2
Armenian	1	0
Bari	4	0
Basai	2	0
Bengali	2	1
Bulgarian	11	1
Burmese	3	0
Chinese (Cantonese & Mandarin)	183	17
Creole	7	0
Czech	10	4
Danish	2	0
Dari	5	0
Dutch	9	0
Estonian	1	0
Farsi (Persian)	33	3
Fijian	0	1
Finnish	4	0
French	780	16
Fukienese	1	0
Ganda	2	0
German	66	27
Greek	20	1
Gujarati	4	0
Guyan	2	0
Hawaiian	1	0
Hindi	9	6
Hungarian	2	0
Icelandic	3	0
Indonesian	1	0
Italian	13	0

NATIVE LANGUAGES SPOKEN BY CHILDREN IN MAINE SCHOOLS, 1997-98

LANGUAGE	PUBLIC SCHOOL ENROLLMENTS	NON-PUBLIC SCHOOL ENROLLMENTS
Japanese	24	51
Khmer	464	1
Kinyarwanda	10	0
Kiswahili	1	0
Korean	41	70
Lao	12	0
Latvian	1	2
Lithuanian	4	1
Lu-Ganda	3	0
Macedonian	1	0
Malayalam	0	1
Marathi	2	0
Micmac	2	0
Neur	4	0
Norwegian	5	2
Pakistani	0	2
Palauan	1	0
Pashto	18	0
Passamaquoddy	308	1
Pilipino	11	1
Polish	34	6
Portuguese	14	12
Punjabi	1	0
Romanian	10	0
Russian	150	16
Samoan	1	0
Serbo-Croatian	43	2
Siberian	0	1
Slovene	1	0
Somali	130	0
Spanish	352	35
Swahili	4	0
Swedish	13	1
Tagalog	44	2
Tamil	1	0
Tatar	1	0

NATIVE LANGUAGES SPOKEN BY CHILDREN IN MAINE SCHOOLS, 1997-98

LANGUAGE	PUBLIC SCHOOL ENROLLMENTS	NON-PUBLIC SCHOOL ENROLLMENTS
Telugu	3	0
Thai	6	0
Tigrinya	2	0
Tshileba	1	0
Turkish	1	1
Twi	2	0
Ukranian	28	1
Urdu	4	0
Vietnamese	179	5
Language Not Given	44	2
Totals	3,389	296

**METHODS USED TO IDENTIFY LIMITED ENGLISH PROFICIENT STUDENTS
(MAINE PUBLIC SCHOOLS)
1997-98**

	Number of LEA's*
I. Home Language Survey (NOTE: A home language survey is not a LEP identification device; it merely determines non-English language backgrounds.)	181
II. Standardized Tests	
CTBS	7
MEA	15
CAT/CAT-5	7
Woodcock/Johnson	2
Peabody(PPVT)	9
IOWA	6
SLEP	3
SAT/PSAT/SAT-HI/OLSAT	7
Gates-McGinitie	2
Others (<u>IRI/IRE/ CGAT/DODS/MAT/Terra Nova/SRA/Brigance</u>)	8
III. Language Proficiency Assessment Devices	
LAS/PRE-LAS/LAS-O/LAS-R-W	48
IPT/IDEA-OLPT	9
Others (<u>Slosson, TOEFL, TWL, TABE,</u> <u>CLOZE, Maculaitis, EKWALL, Carrow</u>)	10
LAB	4
SLEP	3
ILL	4
IV. Informal Measures	
Reading/Writing Inventories	46
Student Interviews	29
Classroom Observations	18
Psychological Referrals	25
Teacher/Parent Referrals	157
Title I Referral	96
Previous Records	185
Teacher Referrals	178
Special Education Evaluation Teams	104
Other procedures/assessments	78
No procedure	15

Source: MDOE, ESL/Bilingual Education Office 1998

PERSONNEL SUPPORT FOR LEP STUDENTS 1997-1998

Number of Positions		Full-Time Equivalents				Estimated Local Costs* Public Schools
<u>Public</u>	<u>Private</u>	<u>Public</u>	<u>Private</u>	Categories of Support		
75	3	56.6	3.0	Maine certified teachers with an endorsement in English as a second language (ESL) or bilingual education	\$1,944,153.00	
55	4	18.3	4.0	Maine certified teachers without an endorsement in either ESL or bilingual education	\$628,586.00	
7	3	5.1	2.3	Bilingual or ESL program directors/coordinators	\$175,179.00	
22	1	12.3	1.0	Special education teachers (including speech/language)	\$422,492.00	
99	2	68.6	0.4	Education technicians	\$987,840.00	
10	0	5.2	0	Volunteers	\$-----	
28	2	16.9	2.0	Others	\$-----	
<u>TOTALS</u>	296	15	183.0	12.7	Maine Public Schools ESL Personnel Local Expenditures	\$4,158,250.00

*FTE cost estimates do *not* include fringe benefits, any ESL program costs, nor administrative positions. Teacher average wage statewide for 1997-98 was \$34,349. (Source: MDOE, Management Team) Education technician's wages are arbitrarily estimated at \$10 per hour average for purposes of this summary (annual \$14,000 @ 36 weeks).

LANGUAGE MINORITIES' PERFORMANCE

on the

MAINE EDUCATION ASSESSMENT: 1997-1998

State Legislation

Originally implemented in 1985 as result of the Educational Reform Act of 1984

Grade Levels Assessed Annually

Grades 4, 8, and 11

Content Areas Assessed

Reading, writing, math, science, social studies, and humanities.

Construction and Administration

- Implemented in 1995 as an open-response format.
- Test content was reviewed by an advisory committee.
- The test in each of the areas of science, social studies, health, and arts and humanities consist of 24 open-response questions.
- Four performance levels in reading and math were established by the student-based constructed-response methods.
- Percentages of students at different performance levels are reported for each subject area tested.
- Writing is measured by direct writing assessments (i.e., writing samples in response to prompts).
- Detailed evidence of the MEA's quality of reliability and validity is available on request.

Identification of Language Minority Subgroups

- Monolingual children - children whose communicative competence is limited to English.
- Bilingual English fluent - children whose communicative competence extends to two or more languages; English skills of reading, writing, speaking, and listening are at cognition levels equivalent to English-only students of comparable academic standing and maturation.
- Limited English proficient students - communicative competence in English is limited in at least one of the following: reading, writing, speaking, or listening.
- Identification of language minority students is at the discretion of each school's MEA administrator.

Language Minority Subgroup Results

- Graphs on the following pages show performance on the MEA for language minority subgroups tested.

- By relatively small margins, **bilingual English fluent** students **out-performed** the other two groups in most subject areas and grade levels.
- **Bilingual English fluent** students performed at the Advanced/Distinguished levels in **greater** frequency than the other two groups in reading, writing and math at all three grade levels.
- **Limited English proficient** students' performance scores are **lowest** in most subject areas except at grade four.

MEA PARTICIPANTS - 1997-1998

	FULLY INCLUDED STUDENTS			EXCLUDED STUDENTS	
	Monolingual English	Bilingual English Fluent	Bilingual LEP	Number of Bilingual English Fluent	Number of Bilingual LEP
Grade 4	13,353 (99%)	189 (1%)	47 (fewer than 1%)	17	59
Grade 8	12,795 (98%)	192 (2%)	89 (fewer than 1%)	11	33
Grade 11	9,945 (98%)	244 (2%)	92 (fewer than 1%)	9	61
TOTALS	36,093	625	228	37	153

What the Scores Mean

On the next pages are graphs showing how language minority sub-groups performed on the 1997-98 Maine Educational Assessment for Grades 4, 8, and 11.

Scaled Scores

Scaled scores are reported for the subject areas of science, arts and humanities, social studies, and health. Health education was not assessed for Grade 11. Scaled scores are used to report the results because of their ease of interpretation and ability to be used to evaluate the results.

In order to develop the scale, the statewide average was set to 250 in 1985-86 for every content area except writing. For these areas, scores larger than 250 mean that performance was above the statewide average for 1985-86. For writing, the state average was adjusted in 1994 based on the results of a special study evaluating the changes in writing performance over several years.

Scaled scores can range from 100 to 400. If a group average is below 100 or above 400, it is printed as 100 or 400, respectively. Scores of 100 do not mean no questions were answered correctly, just as scores of 400 do not mean all questions were answered correctly. Such scores indicate achievement levels far below or far above the statewide average.

Scaled scores in a subject accurately represent the performance of a group of students tested in a particular year. Results are reported for groups of students of five or more only. Results are not given for smaller groups because of considerations of confidentiality.

Percentages may not add to 100 percent either due to roundoff error or because of non-response by some students.

Subgroup results not only allow school staffs to monitor the performance of particular groups of interest, they enable the readers to identify factors that appear to relate to performance and compare their students to students statewide with respect to those factors.

Performance Levels

Performance levels described as distinguished and advanced, basic and novice are reported as percentages for language minority participants who participated in the test. Areas measured using these performance level designations are reading, writing, and mathematics for grades 4, 8, and 11.

Performance Levels for Reading

Distinguished Maine readers demonstrate the ability to see implications and extend applications and connections beyond the obvious. These students are insightful, understand complex ideas, control reading strategies needed to construct meaning from various types of material, and use reference skills effectively.

Advanced Maine readers demonstrate full understanding of the text and can link ideas within and among texts. These readers' answers to questions are complete, demonstrate control of reading strategies needed to construct meaning from various types of material, and show knowledge of reference skills.

Basic Maine readers demonstrate better understanding of some types of texts than others. These students may make important connections among ideas within some texts or in some responses, but the demonstration of this ability may not be consistent across texts. Some readers may be consistent in making obvious connections and relatively low-level inferences across texts. These readers demonstrate some control of reading strategies needed to construct meaning from various types of material and know standard reference skills.

Novice Maine readers demonstrate limited understanding of reading material beyond obvious stated facts. These readers' control of strategies appears to be dependent on the particular type or difficulty level of the text. These students demonstrate limited ability to use reference skills independently.

Performance Levels for Writing*

Distinguished Maine writers craft richly developed essays that incorporate carefully chosen details, a distinctive tone and style of writing, and rich and effective language. The personal interest and involvement of the writers are obvious, and the readers are drawn into and led through the pieces of writing with subtlety and skill.

Advanced Maine writers create fully developed essays with relevant, often strong, details, a consistent tone, and demonstrated control of the topic and the task. The writers are obviously interested and involved in the writing and use language effectively, including an appropriate variety in sentence structure and wording.

Basic Maine writers create moderately well-developed essays in which most of the details are relevant and appropriate. The writers seem to be interested and involved in the writing, the essays are focused and exhibit some variety in wording and sentence structure. Errors in sentence structure, word choice and usage, spelling, capitalization, or punctuation sometimes limit the effectiveness of the writing.

Novice Maine writers produce essays characterized by limited development, focus, and details. These writers may tell a complete story, but their writing lacks elaboration and a sense of fullness. They use limited variety in wording and sentence structure. Sometimes their writing is too simplistic to reveal the students' understanding of grammar/mechanics.

Performance Levels for Mathematics

Distinguished Maine students demonstrate in-depth understanding of mathematics by applying sound reasoning to solve non-routine problems using efficient and sometimes innovative strategies. These students may connections among mathematical concepts and extend their understanding of specific problems to more global and parallel situations. They can communicate mathematically with effectiveness and sophistication.

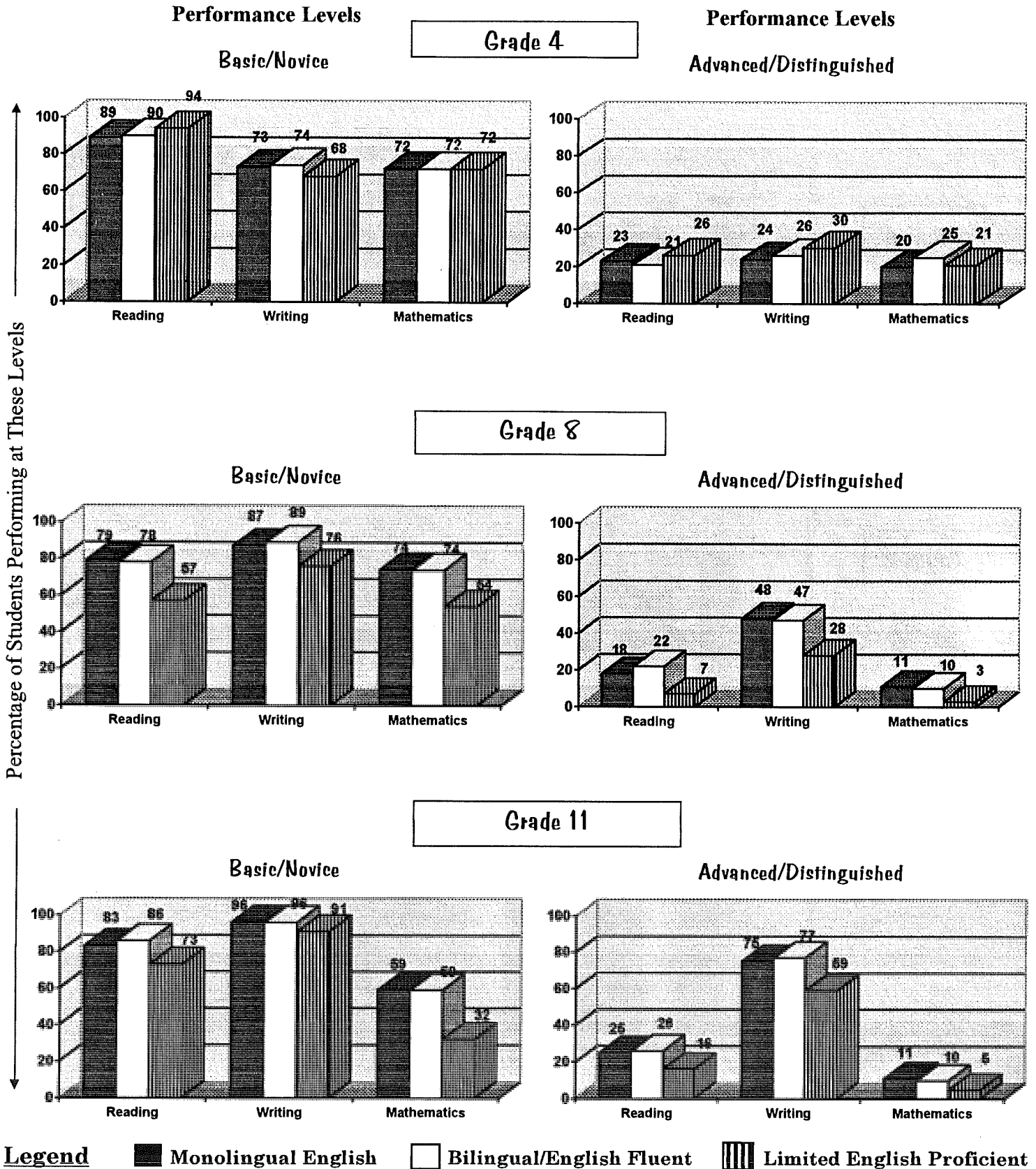
Advanced Maine students solve routine and many non-routine problems and determine the reasonableness of the solutions using estimation, patterns, and relationships, connections among mathematical concepts, and effective organization of data. These students make important connections of mathematics to real-world situations, do accurate work, and communicate mathematical strategies effectively.

Basic Maine student can solve routine problems, but are challenged to develop appropriate strategies for non-routine problems. Solutions sometimes lack accuracy; reasoning and communications are sometimes limited.

Novice Maine students demonstrate some success with computational skills, but have great difficulty applying those skills to problem-solving situations. Mathematical reasoning and communication skills are minimal.

*Based on annotated holistic scoring.

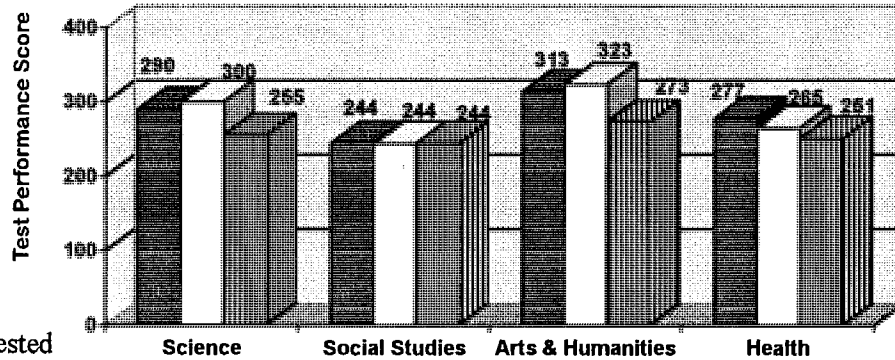
1997-98 Maine Educational Assessment Results by Level of English Fluency



Source: Maine Department of Education, IASA Title VII & MEA Offices, 1998

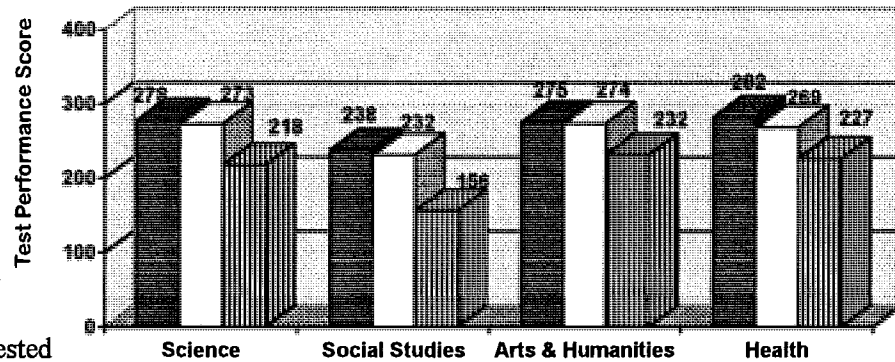
1997-98 Maine Educational Assessment Results by Level of English Fluency Scaled Scores

Grade 4



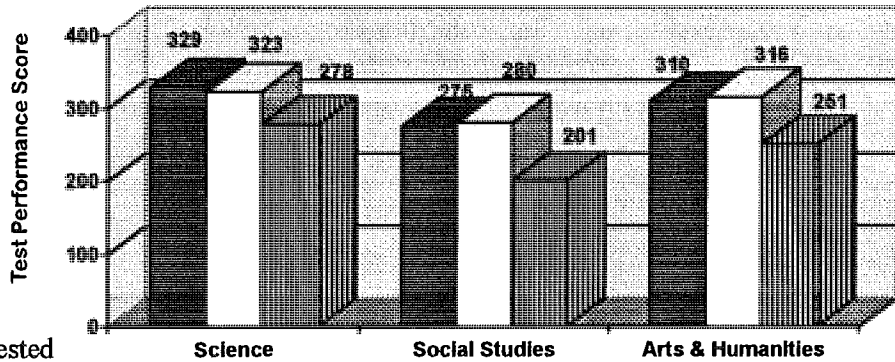
Subject Areas Tested

Grade 8



Subject Areas Tested

Grade 11



Subject Areas Tested

Legend

- Monolingual English
- Bilingual/English Fluent
- Limited English Proficient

Source: Maine Department of Education, IASA Title VII & MEA Offices

Part II

Individual
Public
Schools

SCHOOL DISTRICTS WITH SCHOOL COMMITTEE APPROVED LAU PLANS (1998)

Arundel	SAD 32 - Ashland	Union 52 - China
Auburn	SAD 33 - Frenchville	Union 52 - Vasselboro
Augusta	SAD 34 - Belfast	Union 52 - Winslow
Bangor	SAD 36 - Livermore Falls	Union 60 - Greenville
Bath	SAD 37 - Harrington	Union 69 - Hope
Biddeford	SAD 38 - Carmel	Union 74 - Bristol
Brewer	SAD 39 - Buckfield	Union 74 - Nobleboro
Brunswick	SAD 40 - Waldoboro	Union 74 - South Bristol
Bucksport	SAD 41 - Milo	Union 87 - Orono
Cape Elizabeth	SAD 42 - Mars Hill	Union 87 - Veazie
Caribou	SAD 43 - Mexico	Union 91 - Orrington
Easton	SAD 45 - Washburn	Union 92 - Hancock
Falmouth	SAD 46 - Dexter	Union 92 - Lamoine
Freeport	SAD 47 - Oakland	Union 92 - Surry
Gorham	SAD 48 - Newport	Union 92 - Trenton
Grand Isle	SAD 51 - Cumberland	Union 98 - Bar Harbor
Harmony	SAD 52 - Turner	Union 98 - Cranberry Isles
Jay	SAD 53 - Pittsfield	Union 98 - Frenchboro
Kittery	SAD 54 - Skowhegan	Union 98 - Mt. Desert
Lewiston	SAD 55 - Cornish	Union 98 - Southwest Harbor
Limestone	SAD 56 - Searsport	Union 98 - Tremont
Lincolnville	SAD 59 - Madison	Union 102 - Machias
Madawaska	SAD 60 - North Berwick	Union 102 - Wesley
Millinocket	SAD 61 - Naples	Union 107 - Princeton
Old Orchard Beach	SAD 64 - Corinth	Union 107 - Woodland
Old Town	SAD 63 - Holden	Union 113 - East Millinocket
Portland	SAD 71 - Kennebunk	Union 113 - Medway
Richmond	SAD 74 - N. Anson	Union 122 - New Sweden
Sanford	SAD 75 - Topsham	Union 122 - Stockholm
Scarborough	SAD 76 - Swan's Island	Union 122 - Woodland
South Portland	SAD 77 - East Machias	CSD 3 - Boothbay Harbor
Waterville	Union 7 - Dayton	CSD 7 - Mount Desert Island
Westbrook	Union 7 - Saco	CSD 10 - Readfield
Windham	Union 29 - Mechanic Falls	CSD 14 - Great Salt Bay
Yarmouth	Union 29 - Minot	CSD 15 - Oak Hill
SAD 1 - Presque Isle	Union 29 - Poland	CSD 18 - Wells
SAD 3 - Unity	Union 30 - Durham	Baxter School for the Deaf
SAD 5 - Rockland	Union 30 - Lisbon Falls	EUT - State of ME -
SAD 6 - Buxton	Union 42 - Manchester	Benedicta
SAD 9 - Farmington	Union 42 - Mt. Vernon	EUT - State of ME - Connor
SAD 11 - Gardiner	Union 42 - Readfield	EUT - State of ME -
SAD 12 - Jackman	Union 42 - Wayne	Edmunds
SAD 15 - Gray	Union 44 - Litchfield	EUT - State of ME - Kingman
SAD 16 - Hallowell	Union 44 - Sabattus	EUT - State of ME - Sinclair
SAD 17 - South Paris	Union 44 - Wales	
SAD 19 - Lubec	Union 49 - Boothbay	<u>Non-public Schools</u>
SAD 21 - Dixfield	Union 49 - Edgecomb	Cerebral Palsy Center
SAD 22 - Hampden	Union 49 - Southport	Foxcroft Academy
SAD 23 - Carmel	Union 51 - Chelsea	Island Montessori School
SAD 24 - Van Buren	Union 51 - Jefferson	Lee Academy
SAD 26 - Eastbrook	Union 51 - Palermo	Roy House School - Rumford
SAD 27 - Fort Kent	Union 51 - Somerville	St. Joseph's School - Portland
SAD 28 - Camden	Union 51 - Whitefield	Thornton Academy
SAD 29 - Houlton	Union 51 - Windsor	

1997-98 COUNT OF LANGUAGE MINORITY CHILDREN IN MAINE PUBLIC SCHOOLS

SCHOOL DISTRICT	TOTAL ENROLLMENT*	TOTAL # OF LANGUAGE MINORITY CHILDREN	TOTAL # OF LANGUAGE MINORITY CHILDREN WHO ARE LIMITED ENGLISH PROFICIENT
* Acton	295	0	0
* Arundel	419	4	3
Auburn	4,141	40	13
Augusta	2,969	64	58
Bangor	4,400	56	22
Bath	2,075	22	21
Biddeford	2,855	125	40
Brewer	1,508	10	10
* Bridgewater	39	0	0
Brunswick	3,308	56	24
Bucksport	1,301	0	0
Cape Elizabeth	1,762	9	9
Caribou	1,686	83	72
* Caswell	39	0	0
* Dedham	197	0	0
Easton	275	0	0
Ellsworth	1,350	6	6
Falmouth	1,676	8	9
* Fayette	66	0	0
Freeport	1,252	5	5
Gorham	2,560	5	2
* Grand Isle	45	12	3
* Harmony	102	0	0
* Isle au Haut	11	0	0
Islesboro	106	1	0
Jay	1,071	2	1
Kittery	1,180	12	7
Lewiston	4,512	34	17
Limestone	373	0	0
* Lincolnville	235	6	6
* Long Island	18	0	0
* MIE - Beatrice Rafferty School	134	134	134

* Indicates enrollments that are other than K-12

1997-98 COUNT OF LANGUAGE MINORITY CHILDREN IN MAINE PUBLIC SCHOOLS

SCHOOL DISTRICT	TOTAL ENROLLMENT*	TOTAL # OF LANGUAGE MINORITY CHILDREN	TOTAL # OF LANGUAGE MINORITY CHILDREN WHO ARE LIMITED ENGLISH PROFICIENT
* MIE - Indian Island School	104	0	0
* MIE - Indian Township School	170	170	170
Madawaska	845	274	232
Millinocket	1,066	7	7
* Monhegan Plantation	4	0	0
Monmouth	734	0	0
Old Orchard Beach	1,230	11	6
Old Town	1,649	26	10
* Peru	211	0	0
Portland	8,105	869	696
* Raymond	477	0	0
Richmond	639	0	0
Sanford	4,008	140	117
Scarborough	2,652	19	19
South Portland	3,429	68	27
Waterville	2,105	59	37
Westbrook	2,800	14	14
Windham	2,758	22	5
Winthrop	1,114	5	2
Yarmouth	1,558	1	1
York	2,057	0	0
SAD 1 - Presque Isle	2,241	3	2
SAD 3 - Unity	1,725	1	1
SAD 4 - Guilford	985	0	0
SAD 5 - Rockland	1,507	4	4
SAD 6 - Buxton	4,619	3	1
SAD 7 - North Haven	75	0	0
SAD 8 - Vinalhaven	199	0	0
SAD 9 - Farmington	3,016	28	6
SAD 11 - Gardiner	2,614	24	2
SAD 12 - Jackman	214	4	4
SAD 13 - Bingham	383	0	0

* Indicates enrollments that are other than K-12

1997-98 COUNT OF LANGUAGE MINORITY CHILDREN IN MAINE PUBLIC SCHOOLS

SCHOOL DISTRICT	TOTAL ENROLLMENT*	TOTAL # OF LANGUAGE MINORITY CHILDREN	TOTAL # OF LANGUAGE MINORITY CHILDREN WHO ARE LIMITED ENGLISH PROFICIENT
SAD 14 - Danforth	187	0	0
SAD 15 - Gray	2,212	0	0
SAD 16 - Hallowell	1,014	2	2
SAD 17 - South Paris	3,771	2	0
SAD 19 - Lubec	318	0	0
SAD 20 - Fort Fairfield	694	0	0
SAD 21 - Dixfield	862	3	3
SAD 22 - Hampden	2,323	4	3
* SAD 23 - Carmel	604	0	0
SAD 24 - Van Buren	535	172	144
SAD 25 - Sherman Station	589	0	0
* SAD 26 - Eastbrook	109	0	0
SAD 27 - Fort Kent	1,408	86	8
SAD 28 - Camden	1,441	6	0
SAD 29 - Houlton	1,484	0	0
* SAD 30 - Lee	281	0	0
SAD 31 - Howland	850	0	0
SAD 32 - Ashland	426	0	0
SAD 33 - Frenchville	417	117	117
SAD 34 - Belfast	1,989	5	5
SAD 35 - Eliot	2,710	6	2
SAD 36 - Livermore Falls	1,067	0	0
SAD 37 - Harrington	988	7	7
* SAD 38 - Carmel	257	0	0
SAD 39 - Buckfield	745	5	6
SAD 40 - Waldoboro	2,403	1	1
SAD 41 - Milo	981	2	2
SAD 42 - Mars Hill	491	0	0
SAD 43 - Mexico	1,806	14	9
SAD 44 - Bethel	1,072	2	1
SAD 45 - Washburn	390	0	0
SAD 46 - Dexter	1,186	0	0

* Indicates enrollments that are other than K-12

1997-98 COUNT OF LANGUAGE MINORITY CHILDREN IN MAINE PUBLIC SCHOOLS

SCHOOL DISTRICT	TOTAL ENROLLMENT*	TOTAL # OF LANGUAGE MINORITY CHILDREN	TOTAL # OF LANGUAGE MINORITY CHILDREN WHO ARE LIMITED ENGLISH PROFICIENT
SAD 47 - Oakland	2,646	13	6
SAD 48 - Newport	2,224	10	10
SAD 49 - Fairfield	2,819	0	0
SAD 50 - Thomaston	1,168	0	0
SAD 51 - Cumberland	2,159	16	13
SAD 52 - Turner	2,260	71	71
* SAD 53 - Pittsfield	1,237	2	2
SAD 54 - Skowhegan	3,133	6	6
SAD 55 - Cornish	1,295	4	4
SAD 56 - Searsport	940	1	1
SAD 57 - Waterboro	3,406	4	4
SAD 58 - Kingfield	1,083	1	0
SAD 59 - Madison	1,053	0	0
SAD 60 - North Berwick	3,245	41	33
SAD 61 - Naples	2,339	1	0
* SAD 62 - Pownel	239	0	0
* SAD 63 - East Holden	720	0	0
SAD 64 - Corinth	1,277	0	0
* SAD 65 - Matinicus Island	13	0	0
SAD 67 - Lincoln	1,395	0	0
* SAD 68 - Dover-Foxcroft	882	0	0
SAD 70 - Hodgdon	744	0	0
SAD 71 - Kennebunk	2,440	37	37
* SAD 72 - Fryeburg	990	0	0
SAD 74 - N. Anson	964	3	3
SAD 75 - Topsham	3,451	41	37
* SAD 76 - Swan's Island	43	0	0
* SAD 77 - East Machias	400	0	0
* Union 7 - Dayton	157	1	1
* Union 7 - Saco	1,990	21	15
* Union 29 - Mechanic Falls	454	0	0
* Union 29 - Minot	275	0	0

* Indicates enrollments that are other than K-12

1997-98 COUNT OF LANGUAGE MINORITY CHILDREN IN MAINE PUBLIC SCHOOLS

SCHOOL DISTRICT	TOTAL ENROLLMENT*	TOTAL # OF LANGUAGE MINORITY CHILDREN	TOTAL # OF LANGUAGE MINORITY CHILDREN WHO ARE LIMITED ENGLISH PROFICIENT
* Union 29 - Poland	608	0	0
* Union 30 - Durham	436	1	1
Union 30 - Lisbon Falls	1,584	13	11
* Union 34 - Glenburn	534	0	0
Union 34 - Hermon	824	0	0
Union 37 - Rangeley	252	0	0
* Union 42 - Manchester	247	0	0
* Union 42 - Mt. Vernon	132	0	0
* Union 42 - Readfield	267	0	0
* Union 42 - Wayne	126	0	0
* Union 44 - Litchfield	463	0	0
* Union 44 - Sabattus	561	0	0
* Union 44 - Wales	187	0	0
* Union 47 - Georgetown	85	0	0
* Union 47 - Phippsburg	174	0	0
* Union 47 - West Bath	156	0	0
* Union 47 - Woolwich	376	0	0
* Union 48 - Dresden	160	0	0
Union 48 - Wiscasset	1,195	3	3
* Union 49 - Edgecomb	94	0	0
* Union 49 - Southport	43	0	0
* Union 51 - Chelsea	302	0	0
* Union 51 - Jefferson	277	0	0
* Union 51 - Palermo	142	1	1
* Union 51 - Somerville	63	0	0
* Union 51 - Whitefield	284	0	0
* Union 51 - Windsor	273	0	0
* Union 52 - China	596	4	4
* Union 52 - Vasselboro	545	0	0
Union 52 - Winslow	1,534	6	6
Union 60 - Greenville	381	6	0
* Union 60 - Shirley	8	0	0

* Indicates enrollments that are other than K-12

1997-98 COUNT OF LANGUAGE MINORITY CHILDREN IN MAINE PUBLIC SCHOOLS

SCHOOL DISTRICT	TOTAL ENROLLMENT*	TOTAL # OF LANGUAGE MINORITY CHILDREN	TOTAL # OF LANGUAGE MINORITY CHILDREN WHO ARE LIMITED ENGLISH PROFICIENT
* Union 69 - Appleton	156	0	0
* Union 69 - Hope	158	1	1
* Union 74 - Bristol	273	0	0
* Union 74 - Nobleboro	205	3	3
* Union 74 - South Bristol	77	0	0
* Union 76 - Brooklin	90	0	0
* Union 76 - Sedgwick	124	0	0
Union 87 - Orono	737	28	9
* Union 87 - Veazie	197	1	1
* Union 90 - Alton	77	0	0
* Union 90 - Bradley	86	2	0
* Union 90 - Greenbush	232	2	2
* Union 90 - Milford	433	0	0
* Union 91 - Orland	272	0	0
* Union 91 - Orrington	403	0	0
* Union 92 - Hancock	239	0	0
* Union 92 - Lamoine	179	2	1
* Union 92 - Otis	117	0	0
* Union 92 - Surry	145	5	1
* Union 92 - Trenton	173	0	0
* Union 93 - Blue Hill	258	0	0
* Union 93 - Brooksville	88	0	0
* Union 93 - Castine	61	3	3
* Union 93 - Penobscot	129	0	0
* Union 96 - Gouldsboro	189	0	0
* Union 96 - Steuben	122	0	0
* Union 96 - Winter Harbor	126	1	1
* Union 98 - Bar Harbor	502	3	3
* Union 98 - Cranberry Isles	21	0	0
* Union 98 - Frenchboro	3	0	0
* Union 98 - Mt. Desert	255	1	1
* Union 98 - Southwest Harbor	272	0	0

* Indicates enrollments that are other than K-12

1997-98 COUNT OF LANGUAGE MINORITY CHILDREN IN MAINE PUBLIC SCHOOLS

SCHOOL DISTRICT	TOTAL ENROLLMENT*	TOTAL # OF LANGUAGE MINORITY CHILDREN	TOTAL # OF LANGUAGE MINORITY CHILDREN WHO ARE LIMITED ENGLISH PROFICIENT
* Union 98 - Tremont	189	1	1
* Union 102 - Jonesboro	75	0	0
Union 102 - Machias	579	2	1
* Union 102 - Wesley	21	0	0
* Union 103 - Beals	85	0	0
* Union 103 - Jonesport	153	0	0
* Union 104 - Charlotte	40	0	0
Union 104 - Eastport	322	0	0
* Union 104 - Pembroke	92	0	0
* Union 104 - Perry	109	0	0
* Union 106 - Alexander	81	0	0
Union 106 - Calais	842	2	2
* Union 106 - Robbinston	69	0	0
* Union 107 - Princeton	195	0	0
Union 107 - Woodland	464	1	1
* Union 108 - Vanceboro	21	0	0
* Union 110 - Reed Plantation	40	0	0
Union 113 - East Millinocket	218	2	2
* Union 113 - Medway	255	0	0
* Union 122 - New Sweden	89	0	0
* Union 122 - Stockholm	49	0	0
* Union 122 - Woodland	209	0	0
CSD 3 - Boothbay Harbor	809	1	1
* CSD 4 - Flander's Bay	352	1	1
* CSD 7 - Mount Desert Island	583	2	1
* CSD 8 - Airline	60	0	0
CSD 9 - Southern Aroostook	498	0	0
* CSD 10 - Readfield	761	2	2
* CSD 11 - Schoodic	322	0	0
* CSD 12 - East Range	35	0	0
CSD 13 - Deer Isle	550	0	0
* CSD 14 - Great Salt Bay	476	0	0

* Indicates enrollments that are other than K-12

1997-98 COUNT OF LANGUAGE MINORITY CHILDREN IN MAINE PUBLIC SCHOOLS

SCHOOL DISTRICT	TOTAL ENROLLMENT*	TOTAL # OF LANGUAGE MINORITY CHILDREN	TOTAL # OF LANGUAGE MINORITY CHILDREN WHO ARE LIMITED ENGLISH PROFICIENT
* CSD 15 - Oak Hill	520	0	0
* CSD 17 - Moosabec	124	0	0
CSD 18 - Wells	1,441	5	2
Baxter School for the Deaf	88	103	103
* EUT - State of ME - Benedicta	41	0	0
* EUT - State of ME - Connor	49	2	0
* EUT - State of ME - Edmunds	88	0	0
* EUT - State of ME - Kingman	31	0	0
* EUT - State of ME - Rockwood	16	0	0
* EUT - State of ME - Sinclair	26	1	0
* Maine Youth Center -Gould School	176	0	0
Totals	210,855	3364	2,547

* Indicates enrollments that are other than K-12

SUBGROUP DATA ON CHILDREN OF LIMITED ENGLISH PROFICIENCY (LEP) IN MAINE PUBLIC SCHOOLS, 1997-98

SCHOOL DISTRICT	TOTAL LEP ENROLLED	# OF LEP IN USA 3 YRS/FEWER	# OF LEP RECEIVING SUPPLEMENTAL INSTRUC. SUPPORT	# OF LEP NOT RECV. SUPPLEMENTAL INSTRUC. SUPPORT	# OF LEP RETAINED IN SAME GRADE AS IN 1995	# OF LEP SERVED UNDER MIGRANT EDUCATION	# OF LEP PLACED IN SPEC.ED.	# OF LEP DROPPED OUT SINCE 3/1/97	# OF LEP ENROLLED IN APPLIED TECHNOLOGIES	# OF LEP ENROLLED IN EXPL. VOCAT. EDUCATION	# OF LEP ENROLLED IN PROGRAMS IASA TITLE I	# OF LEP IN G & T
Arundel	3	1	3	0	0	0	0	0	0	0	1	0
Auburn	13	5	13	0	0	0	1	0	0	0	0	0
Augusta	58	3	53	5	0	0	5	0	0	3	3	10
Bangor	22	13	22	0	0	4	1	0	0	0	0	0
Bath	21	14	10	11	1	0	2	0	0	2	1	0
Biddeford	40	9	33	7	0	0	1	0	0	3	0	0
Brewer	10	7	10	0	0	0	0	0	0	1	2	0
Brunswick	24	15	24	0	0	0	0	0	0	0	1	0
Cape Elizabeth	9	2	9	0	0	0	1	0	0	0	1	0
Caribou	72	7	63	9	0	67	3	0	7	21	9	0
Ellsworth	6	0	0	6	0	0	0	0	0	0	0	0
Falmouth	9	1	1	8	0	0	0	0	0	0	0	0
Freeport	5	5	5	0	0	0	0	0	0	1	0	0
Gorham	2	0	0	2	0	0	0	0	0	0	0	0
Grand Isle	3	0	2	1	0	0	0	0	0	0	0	0
Jay	1	0	1	0	0	0	0	0	0	0	2	0
Kittery	7	0	7	0	0	0	2	0	0	0	0	0
Lewiston	17	6	17	0	1	0	1	0	0	0	0	0
Lincolnton	6	0	0	6	0	0	1	0	0	0	2	0
MIE - Beatrice Rafferty School	134	0	0	134	0	0	0	0	0	0	3	1
MIE - Indian Township School	170	0	170	0	3	0	0	0	0	0	0	0
Madawaska	232	2	209	23	0	0	29	0	25	35	28	0

SUBGROUP DATA ON CHILDREN OF LIMITED ENGLISH PROFICIENCY (LEP) IN MAINE PUBLIC SCHOOLS, 1997-98

SCHOOL DISTRICT	TOTAL LEP ENROLLED	# OF LEP IN USA 3 YRS/FEWER	# OF LEP RECEIVING SUPPLEMENTAL INSTRUC. SUPPORT	# OF LEP NOT RECV. SUPPLEMENTAL INSTRUC. SUPPORT	# OF LEP RETAINED IN SAME GRADE AS IN 1995	# OF LEP SERVED UNDER MIGRANT EDUCA.	# OF LEP PLACED IN SPEC.ED.	# OF LEP DROPPED OUT SINCE 3/1/97	# OF LEP ENROLLED IN APPLIED TECHNOLOGIES	# OF LEP ENROLLED IN EXPL. VOCAT. EDUCATION	# OF LEP ENROLLED IN PROGRAMS IASA TITLE I	# OF LEP IN G & T
SAD 24 - Van Buren	144	0	59	85	2	7	25	0	6	34	19	4
SAD 27 - Fort Kent	8	0	8	0	0	0	7	0	2	0	1	0
SAD 33 - Frenchville	117	0	117	0	0	0	11	0	7	11	14	0
SAD 34 - Belfast	5	1	4	1	0	0	0	0	0	0	0	0
SAD 35 - Eliot	2	0	2	0	0	0	2	0	0	0	0	0
SAD 37 - Harrington	7	0	5	2	0	1	0	0	0	0	0	0
SAD 39 - Buckfield	6	2	0	6	0	2	0	1	0	0	0	0
SAD 40 - Waldoboro	1	1	1	0	0	0	0	0	0	0	0	0
SAD 41 - Milo	2	1	1	1	0	0	0	0	0	0	0	0
SAD 43 - Mexico	9	0	9	0	1	0	2	0	0	0	0	0
SAD 44 - Bethel	1	0	0	1	0	0	0	0	0	0	0	0
SAD 47 - Oakland	6	2	6	0	0	0	1	0	0	0	1	1
SAD 48 - Newport	10	10	10	0	0	0	0	0	0	0	0	0
SAD 51 - Cumberland	13	13	13	0	0	0	0	0	0	0	0	0
SAD 52 - Turner	71	33	71	0	0	27	0	0	0	8	0	1
SAD 53 - Pittsfield	2	3	3	-1	0	0	0	0	0	0	0	0
SAD 54 - Skowhegan	6	1	6	0	0	0	0	0	0	0	3	0
SAD 55 - Cornish	4	0	0	4	0	0	0	0	0	0	0	0
SAD 56 - Searsport	1	0	1	0	0	0	1	0	0	0	0	0
SAD 57 - Waterboro	4	2	1	3	0	0	1	0	0	0	0	0
SAD 60 - North Berwick	33	2	32	1	0	0	1	0	0	7	1	3
SAD 71 - Kennebunk	37	5	27	10	0	0	1	0	2	10	0	0

SUBGROUP DATA ON CHILDREN OF LIMITED ENGLISH PROFICIENCY (LEP) IN MAINE PUBLIC SCHOOLS, 1997-98

SCHOOL DISTRICT	TOTAL LEP ENROLLED	# OF LEP IN USA 3 YRS/FEWER	# OF LEP RECEIVING SUPPLEMENTAL INSTRUCTION SUPPORT	# OF LEP NOT RECV. SUPPLEMENTAL INSTRUCTION SUPPORT	# OF LEP RETAINED IN SAME GRADE AS IN 1995	# OF LEP SERVED UNDER MIGRANT EDUCATION	# OF LEP PLACED IN SPEC.ED.	# OF LEP DROPPED OUT SINCE 3/1/97	# OF LEP ENROLLED IN APPLIED TECHNOLOGIES	# OF LEP ENROLLED IN EXPL. VOCAT. EDUCATION	# OF LEP ENROLLED IN PROGRAMS IASA TITLE I	# OF LEP IN G & T
Union 102 - Machias	1	1	1	0	0	0	0	0	0	0	0	0
Union 106 - Calais	2	1	0	2	0	0	0	0	0	0	0	1
Union 107 - Woodland	1	1	0	1	0	0	0	0	0	0	0	0
Union 113 - East Millinocket	2	0	2	0	0	0	1	0	0	0	1	0
CSD 3 - Boothbay Harbor	1	0	0	1	0	0	0	0	0	0	0	0
CSD 4 - Flander's Bay	1	1	0	1	0	0	0	0	0	1	1	0
CSD 7 - Mount Desert Island	1	2	2	-1	0	0	0	0	0	0	0	0
CSD 10 - Readfield	2	0	0	2	0	0	0	0	0	0	0	0
CSD 18 - Wells	2	0	1	1	0	0	0	0	0	0	1	0
Baxter School for the Deaf	103	1	88	15	0	0	88	0	4	15	64	0
Totals	2,547	785	2,165	382	23	401	215	12	64	213	229	35

29

SUPPORT SERVICES FOR LIMITED ENGLISH PROFICIENT (LEP) CHILDREN BEYOND THE REGULAR
CLASSROOM IN MAINE PUBLIC SCHOOLS 1997-98

SCHOOL DISTRICT	BILINGUAL EDUCATION	ESL IN LIEU OF ENGLISH LANGUAGE ARTS	ESL TUTOR SCHOOL HOURS	SPECIAL EDUCATION	SUMMER SCHOOL ESL	ADULT EDUCATION ESL	SDATE
Arundel			X				
Auburn		X	X				X
Augusta		X	X	X	X	X	X
Bangor			X	X	X		
Bath		X	X	X			
Biddeford		X	X				
Brewer		X	X		X		
Brunswick		X	X	X		X	X
Cape Elizabeth			X	X			
Caribou		X	X	X	X		
Ellsworth							
Falmouth		X	X				
Freeport			X				
Gorham							
Grand Isle							
Jay			X				X
Kittery		X	X	X			X
Lewiston		X	X	X			X
Lincolnton			X	X			
MIE - Beatrice Rafferty School							
MIE - Indian Township School	X			X	X		
Madawaska	X		X				

SUPPORT SERVICES FOR LIMITED ENGLISH PROFICIENT (LEP) CHILDREN BEYOND THE REGULAR CLASSROOM IN MAINE PUBLIC SCHOOLS 1997-98

SCHOOL DISTRICT	BILINGUAL EDUCATION	ESL IN LIEU OF ENGLISH LANGUAGE ARTS	ESL TUTOR SCHOOL HOURS	SPECIAL EDUCATION	SUMMER SCHOOL ESL	ADULT EDUCATION ESL	SDAIE
Millinocket		X	X		X		
Old Orchard Beach			X				
Old Town		X	X				X
Portland	X	X	X		X		X
Sanford		X	X	X			
Scarborough		X	X	X			
South Portland		X	X				X
Waterville		X					X
Westbrook		X	X	X			
Windham			X				
Winthrop			X				
Yarmouth							
SAD 1 - Presque Isle							
SAD 3 - Unity							
SAD 5 - Rockland			X		X		
SAD 6 - Buxton			X				
SAD 9 - Farmington			X				X
SAD 11 - Gardiner		X	X			X	
SAD 12 - Jackman							
SAD 16 - Hallowell			X				
SAD 21 - Dixfield			X				
SAD 22 - Hampden			X				

SUPPORT SERVICES FOR LIMITED ENGLISH PROFICIENT (LEP) CHILDREN BEYOND THE REGULAR
CLASSROOM IN MAINE PUBLIC SCHOOLS 1997-98

SCHOOL DISTRICT	BILINGUAL EDUCATION	ESL IN LIEU OF ENGLISH LANGUAGE ARTS	ESL TUTOR SCHOOL HOURS	SPECIAL EDUCATION	SUMMER SCHOOL ESL	ADULT EDUCATION ESL	SDAIE
SAD 24 - Van Buren	X			X	X		
SAD 27 - Fort Kent			X				
SAD 33 - Frenchville	X			X	X		
SAD 34 - Belfast		X					
SAD 35 - Eliot		X	X	X			
SAD 37 - Harrington			X				
SAD 39 - Buckfield							
SAD 40 - Waldoboro			X				
SAD 41 - Milo							
SAD 43 - Mexico			X				X
SAD 44 - Bethel							
SAD 47 - Oakland			X	X	X		
SAD 48 - Newport			X				
SAD 51 - Cumberland		X	X				X
SAD 52 - Turner	X	X	X	X			X
SAD 53 - Pittsfield		X	X				
SAD 54 - Skowhegan			X				
SAD 55 - Cornish							
SAD 56 - Searsport				X			
SAD 57 - Waterboro			X	X			
SAD 60 - North Berwick		X	X			X	
SAD 71 - Kennebunk			X	X			X

SUPPORT SERVICES FOR LIMITED ENGLISH PROFICIENT (LEP) CHILDREN BEYOND THE REGULAR CLASSROOM IN MAINE PUBLIC SCHOOLS 1997-98

SCHOOL DISTRICT	BILINGUAL EDUCATION	ESL IN LIEU OF ENGLISH LANGUAGE ARTS	ESL TUTOR SCHOOL HOURS	SPECIAL EDUCATION	SUMMER SCHOOL ESL	ADULT EDUCATION ESL	SDAIE
SAD 74 - N. Anson			X				
SAD 75 - Topsham		X					X
Union 7 - Dayton			X				
Union 7 - Saco			X				
Union 30 - Durham		X					
Union 30 - Lisbon Falls		X					
Union 48 - Wiscasset	X	X					
Union 51 - Palermo							
Union 52 - China			X				
Union 52 - Winslow			X				
Union 69 - Hope			X				
Union 74 - Nobleboro			X				
Union 87 - Orono			X	X			
Union 87 - Veazie			X				
Union 90 - Greenbush			X				
Union 92 - Lamoine							
Union 92 - Surry							
Union 93 - Castine			X				
Union 96 - Winter Harbor			X				
Union 98 - Bar Harbor			X				
Union 98 - Mt. Desert							
Union 98 - Tremont			X			X	

SUPPORT SERVICES FOR LIMITED ENGLISH PROFICIENT (LEP) CHILDREN BEYOND THE REGULAR CLASSROOM IN MAINE PUBLIC SCHOOLS 1997-98

SCHOOL DISTRICT	BILINGUAL EDUCATION	ESL IN LIEU OF ENGLISH LANGUAGE ARTS	ESL TUTOR SCHOOL HOURS	SPECIAL EDUCATION	SUMMER SCHOOL ESL	ADULT EDUCATION ESL	SDAIE
Union 102 - Machias							
Union 106 - Calais			X	X	X		
Union 107 - Woodland							
Union 113 - East Millinocket		X		X			
CSD 3 - Boothbay Harbor							
CSD 4 - Flander's Bay							
CSD 7 - Mount Desert Island						X	
CSD 10 - Readfield							
CSD 18 - Wells			X				
Baxter School for the Deaf				X			
Totals	7	30	64	25	12	6	16

24

INSTRUCTOR CREDENTIALS FOR TEACHING LIMITED ENGLISH PROFICIENT (LEP) CHILDREN
IN MAINE PUBLIC SCHOOLS 1997-98

SCHOOL DISTRICT	TEACHER(S) IS (ARE) ENDORSED IN ESL OR BILINGUAL EDUCATION	NO ENDORSEMENT IN ESL OR BILINGUAL EDUCATION	BILINGUAL OR ESL DIRECTOR OR COORDINATOR
Arundel	1	0	0
Auburn	1	0	0
Augusta	2	1	1
Bangor	1	0	0
Bath	1	0	0
Biddeford	3	0	0
Brewer	1	1	0
Brunswick	1	0	1
Cape Elizabeth	3	0	0
Caribou	0	0	0
Ellsworth	0	0	0
Falmouth	1	0	0
Freeport	0	1	0
Gorham	0	0	0
Grand Isle	1	1	0
Jay	1	0	0
Kittery	1	0	0
Lewiston	1	0	0
Lincolnton	0	1	0
MIE - Beatrice Rafferty School	0	0	0
MIE - Indian Township School	0	0	1
Madawaska	0	6	0

INSTRUCTOR CREDENTIALS FOR TEACHING LIMITED ENGLISH PROFICIENT (LEP) CHILDREN
IN MAINE PUBLIC SCHOOLS 1997-98

SCHOOL DISTRICT	TEACHER(S) IS (ARE) ENDORSED IN ESL OR BILINGUAL EDUCATION	NO ENDORSEMENT IN ESL OR BILINGUAL EDUCATION	BILINGUAL OR ESL DIRECTOR OR COORDINATOR
Millinocket	0	1	0
Old Orchard Beach	0	0	0
Old Town	1	0	0
Portland	24	0	1
Sanford	5	0	0
Scarborough	1	0	0
South Portland	2	0	0
Waterville	0	1	0
Westbrook	0	0	0
Windham	0	0	0
Winthrop	0	1	0
Yarmouth	0	0	0
SAD 1 - Presque Isle	0	0	0
SAD 3 - Unity	0	0	0
SAD 5 - Rockland	0	1	0
SAD 6 - Buxton	0	0	0
SAD 9 - Farmington	1	0	0
SAD 11 - Gardiner	0	0	0
SAD 12 - Jackman	0	0	0
SAD 16 - Hallowell	1	0	0
SAD 21 - Dixfield	0	1	0
SAD 22 - Hampden	0	0	0

INSTRUCTOR CREDENTIALS FOR TEACHING LIMITED ENGLISH PROFICIENT (LEP) CHILDREN
IN MAINE PUBLIC SCHOOLS 1997-98

SCHOOL DISTRICT	TEACHER(S) IS (ARE) ENDORSED IN ESL OR BILINGUAL EDUCATION	NO ENDORSEMENT IN ESL OR BILINGUAL EDUCATION	BILINGUAL OR ESL DIRECTOR OR COORDINATOR
SAD 24 - Van Buren	0	8	1
SAD 27 - Fort Kent	1	0	0
SAD 33 - Frenchville	1	21	0
SAD 34 - Belfast	0	0	0
SAD 35 - Eliot	0	0	0
SAD 37 - Harrington	0	0	0
SAD 39 - Buckfield	0	0	0
SAD 40 - Waldoboro	0	0	1
SAD 41 - Milo	0	0	0
SAD 43 - Mexico	1	0	0
SAD 44 - Bethel	0	0	0
SAD 47 - Oakland	1	0	0
SAD 48 - Newport	0	0	0
SAD 51 - Cumberland	0	2	0
SAD 52 - Turner	2	0	1
SAD 53 - Pittsfield	1	0	0
SAD 54 - Skowhegan	0	1	0
SAD 55 - Cornish	0	0	0
SAD 56 - Searsport	0	0	0
SAD 57 - Waterboro	0	1	0
SAD 60 - North Berwick	1	0	0
SAD 71 - Kennebunk	1	0	0

INSTRUCTOR CREDENTIALS FOR TEACHING LIMITED ENGLISH PROFICIENT (LEP) CHILDREN
IN MAINE PUBLIC SCHOOLS 1997-98

SCHOOL DISTRICT	TEACHER(S) IS (ARE) ENDORSED IN ESL OR BILINGUAL EDUCATION	NO ENDORSEMENT IN ESL OR BILINGUAL EDUCATION	BILINGUAL OR ESL DIRECTOR OR COORDINATOR
SAD 74 - N. Anson	0	1	0
SAD 75 - Topsham	2	0	0
Union 7 - Dayton	1	0	0
Union 7 - Saco	1	0	0
Union 30 - Durham	1	0	0
Union 30 - Lisbon Falls	1	0	0
Union 48 - Wiscasset	0	0	0
Union 51 - Palermo	0	0	0
Union 52 - China	1	0	0
Union 52 - Winslow	1	0	0
Union 69 - Hope	0	1	0
Union 74 - Nobleboro	0	0	0
Union 87 - Orono	1	0	0
Union 87 - Veazie	1	0	0
Union 90 - Greenbush	1	0	0
Union 92 - Lamoine	0	0	0
Union 92 - Surry	0	0	0
Union 93 - Castine	0	1	0
Union 96 - Winter Harbor	0	0	0
Union 98 - Bar Harbor	0	1	0
Union 98 - Mt. Desert	0	0	0
Union 98 - Tremont	0	0	0

INSTRUCTOR CREDENTIALS FOR TEACHING LIMITED ENGLISH PROFICIENT (LEP) CHILDREN
IN MAINE PUBLIC SCHOOLS 1997-98

SCHOOL DISTRICT	TEACHER(S) IS (ARE) ENDORSED IN ESL OR BILINGUAL EDUCATION	NO ENDORSEMENT IN ESL OR BILINGUAL EDUCATION	BILINGUAL OR ESL DIRECTOR OR COORDINATOR
Union 102 - Machias	0	0	0
Union 106 - Calais	0	0	0
Union 107 - Woodland	0	0	0
Union 113 - East Millinocket	0	1	0
CSD 3 - Boothbay Harbor	0	0	0
CSD 4 - Flander's Bay	0	0	0
CSD 7 - Mount Desert Island	0	0	0
CSD 10 - Readfield	0	0	0
CSD 18 - Wells	1	1	0
Baxter School for the Deaf	0	0	0
Totals	75	55	7

**IASA Title VII OBEMLA Projects:
State of Maine
1998-99**

Project Director Address	Project	Telephone (207)	State Region Served	Project Type	F - Formula DG - Discretionary Grant	Year	# LEP* Students Impacted	Total LEP* in District	98-99 Funding Level
Gil Albert Madawaska Elem. School RR 1 Box 1090 Madawaska, ME 04756	L'Acadien du Haut St. Jean	728-3111	Madawaska MSAD 24 (Van Buren)	2-way Bilingual Education (Comprehensive)	DG	4 of 5	203 (K-7)	376	\$229,010
Sandra Crites River Valley School District RR #1, Box 1220 Turner, ME 04282	"CALL"	225-3406	Greene Leeds Turner (MSAD 52)	Transitional Bilingual Ed. Program Development & Implementation	DG	3 of 3	70 (K-12)	71	\$148,762
Sandra Crites River Valley School District RR #1, Box 1220 Turner, ME 04282	EIEP	225-3406	Greene Leeds Turner (MSAD 52)	Emergency Immigrant Education Program	F	1 of 1	30 (K-12)	71	\$6,270
Grayce Studley Multilingual Programs 83 Sherman St. Portland, ME 04102	"PATHWAYS"	874-8135	Portland Public Schools	Special Alternative Program, Program Development & Implementation	DG	3 of 3	208 (9-12)	696	\$153,000
Grayce Studley Multilingual Programs 83 Sherman St. Portland, ME 04102	"MAINE"	874-8135	USA	Academic Excellence National Dissemination	DG	15 yrs. in place	-----	696	No Cost Extension
Grayce Studley Multilingual Programs 83 Sherman St. Portland, ME 04102	EIEP	874-8135	Portland Public Schools	Emergency Immigrant Education Program	F	1 of 1	488 (K-12)	696	\$71,634
Grayce Studley Multilingual Programs 83 Sherman St. Portland, ME 04102	"STAR"	874-8135	Reiche School, Portland	Program Enhancement	DG	2 of 2	309 (1-5)	696	\$142,012
Grayce Studley Multilingual Programs 83 Sherman St. Portland, ME 04102	"ALERT"	874-8135	Portland Schools/ Portland Housing Authority	Program Enhancement	DG	2 of 2	436 (3-12)	696	\$149,755

*LEP: Limited English Proficient

Grayce Studley Multilingual Programs 83 Sherman St. Portland, ME 04102	"PRISM"	874-8135	King Middle School, Waynflete School	Program Development & Implementation	DG	1 of 3	134 (K-12)	696	\$174,887
Grayce Studley Multilingual Programs 83 Sherman St. Portland, ME 04102	"LEAP"	874-8135	Reiche School, Portland	Comprehensive	DG	2 of 2	181 (K-5)	696	\$305,310
Grayce Studley Multilingual Programs 83 Sherman St. Portland, ME 04102	"SPARKLE"	874-8135	Baxter School, Portland	Program Enhancement	DG	2 of 2	122 (pre- school - K)	80	\$149,966
Cheryl Jensen So. Portland Public Schools 130 Wescott Rd. So. Portland, ME 04106	EIEP	871-0555	So. Portland Public Schools	Emergency Immigrant Education Prog.	F	1 of 1	17 (K-12)	27	\$3,230
Elizabeth Bartlett 35 Union St. Brunswick, Maine 04011	EIEP	729-4148	Brunswick Public Schools	Emergency Immigrant Education Prog.	F	1 of 1	15 (K-12)	24	\$2,850
Jane Schwab 21 Gilman Waterville, ME 04901	EIEP	873-4281	Waterville Public Schools	Emergency Immigrant Education Prog.	F	1 of 1	20 (K-12)	37	\$3,800
Maine Dept. of Education Dr. Barney Bérubé 23 State House Station Augusta, ME 04333-0023	EIEP	287-5984	State of Maine EIEP Sub- recipients	Emergency Immigrant Education Prog.	F	1 of 1	556 (pre K- 12)	2725 - State	\$1,336
Maine Dept. of Education Dr. Barney Bérubé 23 State House Station Augusta, ME 04333-0023	SEA	287-5984	State of Maine	SEA Tech. Asst. & Training	DG	1 of 3	2752	2752 - State	\$100,000

TOTAL OBEMLA FUNDS TO MAINE SCHOOLS	\$1,540,486.00
TOTAL OBEMLA FUNDS TO MAINE DEPARTMENT OF EDUCATION	101,336
TOTAL	\$1,641,822.00



Part III

Individual
Non-Public
Schools

1997-98 COUNT OF LANGUAGE MINORITY CHILDREN IN MAINE NON-PUBLIC SCHOOLS

SCHOOL DISTRICT	TOTAL ENROLLMENT*	TOTAL # OF LANGUAGE MINORITY CHILDREN	TOTAL # OF LANGUAGE MINORITY CHILDREN WHO ARE LIMITED ENGLISH PROFICIENT
* Aroostook Academy - Caribou	4	0	0
* Averill School - Hinckley	126	4	1
Bay School - Blue Hill	103	0	0
Berwick Academy - S. Berwick	524	7	7
* Breakwater School - Portland	112	0	0
* Bridgton Academy	173	2	0
* Building Blocks - Bangor	15	0	0
Canaan Christian School	21	0	0
* Casco Bay Montessori School	27	0	0
* Catherine McAuley High School	250	7	0
* Center for Teaching & Learning	72	0	0
Central Maine Christian Academy	108	0	0
* Cerebral Palsy Center	11	1	1
* Cheverus High School	380	0	0
* Child Development Learning CT	12	1	0
* Children's House Montessori	123	2	2
* Children's Playhouse - Gorham	18	0	0
* Children's Sch for Arts & Sci.	21	0	0
* Community School - Camden	34	0	0
* Deck House School - Edgecomb	9	0	0
* Dirigo Place - Lewiston	7	0	0
* Elan School - Poland Springs	145	0	0
* Erskine Academy - China	656	0	0
* Forestdale SDA School	32	0	0
* Foxcroft Academy	471	0	0
* Fryebury Academy	496	68	68
* George Stevens Academy	373	1	0
* Gould Academy - Bethel	229	18	6
Greater Portland Christian	117	0	0
* Hebron Academy	298	43	43
* Hill School - Portland	9	0	0
* Hilltop School - Bangor	10	0	0
* Holy Cross School - Lewiston	587	0	0
* Hyde School - Bath	206	1	0

* Indicates enrollments that are other than K-12

1997-98 COUNT OF LANGUAGE MINORITY CHILDREN IN MAINE NON-PUBLIC SCHOOLS

SCHOOL DISTRICT	TOTAL ENROLLMENT*	TOTAL # OF LANGUAGE MINORITY CHILDREN	TOTAL # OF LANGUAGE MINORITY CHILDREN WHO ARE LIMITED ENGLISH PROFICIENT
* Island Montessori School	12	0	0
* John Bapst High School -Bangor	465	6	6
* Kennebec Montessori School	94	0	0
Kennebunk Christian Academy	32	1	0
* Kents Hill School - Kents Hill	179	35	15
* KidsPeace School of New England	45	0	0
* Lee Academy	224	3	3
* Levey Hebrew Day School	36	0	0
* Lighthouse School	16	0	0
* Lincoln Academy - Newcastle	460	3	0
* MCI - Pittsfield	460	43	37
* Machias Valley Christian School	85	0	0
Merriconeag School - Freeport	158	0	0
* Mount Merici - Waterville	174	0	0
North Yarmouth Academy	258	0	0
* Notre Dame de Lourdes - Saco	198	9	1
* Opportunity Training Center	18	0	0
* Pen Bay Christian School	167	0	0
* Penobscot Christian School	84	1	0
* Pine Grove Development Center	90	0	0
Pine Tree Academy - Freeport	134	4	4
Riley School - Glen Cove	69	0	0
* Riverview Memorial School	49	0	0
* Roy House School - Rumford	6	0	0
School Around Us - Arundel	13	0	0
* Seaton School - Freeport	6	0	0
Seventh Day Adventist - Bangor	16	0	0
* Sheepscot Valley Children's Ho	48	0	0
* Smart Start School - Auburn	11	0	0
* Spurwink School	197	0	0
* St. Agnes School - Pittsfield	50	0	0
* St. Athanasius - Rumford	185	0	0
* St. Augustine School - Augusta	186	4	0
* St. Dominic's - Lewiston	240	2	0

* Indicates enrollments that are other than K-12

1997-98 COUNT OF LANGUAGE MINORITY CHILDREN IN MAINE NON-PUBLIC SCHOOLS

SCHOOL DISTRICT	TOTAL ENROLLMENT*	TOTAL # OF LANGUAGE MINORITY CHILDREN	TOTAL # OF LANGUAGE MINORITY CHILDREN WHO ARE LIMITED ENGLISH PROFICIENT
* St. Elizabeth's - Portland	13	0	0
* St. James School - Biddeford	397	0	0
* St. John's School - Bangor	135	3	0
* St. John's School - Brunswick	239	3	3
* St. John's School - Winslow	143	0	0
* St. Joseph's - Lewiston	234	0	0
* St. Joseph's School - Portland	220	3	0
* St. Mary's School - Augusta	251	2	0
* St. Mary's School - Bangor	142	5	1
* St. Patrick's School- Portland	259	1	0
* St. Peter's School - Lewiston	149	0	0
* St. Thomas School - Sanford	239	2	0
Stillwater Academy - Brewer	40	0	0
* Sweetser School - Saco	100	0	0
* Thornton Academy	950	3	2
* Toddy Pond School - Belfast	19	0	0
* University School - Portland	0	0	0
* Washington Academy	305	1	0
Waynelete School - Portland	538	6	5
* Westbrook College Children Ctr	65	0	0
Willimantic Christian School	13	0	0
Totals	14,695	295	205

* Indicates enrollments that are other than K-12

SUBGROUP DATA ON CHILDREN OF LIMITED ENGLISH PROFICIENCY (LEP) IN MAINE, NON-PUBLIC SCHOOLS 1997-98

SCHOOL DISTRICT	TOTAL LEP ENROLLED	# OF LEP IN USA 3 YRS/FEWER	# OF LEP RECEIVING SUPPLEMENTAL INSTRUC. SUPPORT	# OF LEP NOT RECV. SUPPLEMENTAL INSTRUC. SUPPORT	# OF LEP RETAINED IN SAME GRADE AS IN 1995	# OF LEP SERVED UNDER MIGRANT EDUCA.	# OF LEP PLACED IN SPEC.ED.	# OF LEP DROPPED OUT SINCE 3/1/97	# OF LEP ENROLLED IN APPLIED TECHNOLOGIES	# OF LEP ENROLLED IN EXPL. VOCAT. EDUCATION	# OF LEP ENROLLED IN PROGRAMS IASA TITLE I	# OF LEP IN G & T
Averill School - Hinckley	1	0	0	1	0	0	0	0	0	0	0	0
Berwick Academy - S. Berwick	7	0	0	7	0	0	0	0	0	0	0	0
Cerebral Palsy Center	1	0	1	0	1	0	0	0	0	0	0	0
Children's House Montessori	2	0	0	2	0	0	0	0	0	0	0	0
Fryebury Academy	68	0	39	29	0	0	0	0	0	0	0	0
Gould Academy - Bethel	6	0	6	0	0	0	0	0	0	0	0	0
Hebron Academy	43	0	20	23	0	0	0	0	0	0	0	0
John Bapst High School -Bangor	6	0	0	6	0	0	0	0	0	0	0	0
45 Kents Hill School - Kents Hill	15	15	15	0	1	0	0	0	0	0	0	0
Lee Academy	3	3	0	3	0	0	0	0	0	0	0	0
MCI - Pittsfield	37	0	35	2	0	0	0	0	0	0	0	0
Notre Dame de Lourdes - Saco	1	1	1	0	0	0	1	0	0	0	0	0
Pine Tree Academy - Freeport	4	2	2	2	0	0	0	0	0	0	0	0
St. John's School - Brunswick	3	0	0	3	0	0	0	0	0	0	0	0
St. Mary's School - Bangor	1	1	0	1	0	0	0	0	0	0	0	0
Thornton Academy	2	0	2	0	0	0	0	0	0	0	0	0
Waynelete School - Portland	5	2	4	1	0	0	0	0	0	0	0	0
Totals	205	24	125	80	2	0	1	0	0	0	0	0

SUPPORT SERVICES FOR LIMITED ENGLISH PROFICIENT (LEP) CHILDREN BEYOND THE REGULAR CLASSROOM IN MAINE NON-PUBLIC SCHOOLS 1997-98

SCHOOL DISTRICT	BILINGUAL EDUCATION	ESL IN LIEU OF ENGLISH LANGUAGE ARTS	ESL TUTOR SCHOOL HOURS	SPECIAL EDUCATION	SUMMER SCHOOL ESL	ADULT EDUCATION ESL	SDAIE
-----------------	---------------------	--------------------------------------	------------------------	-------------------	-------------------	---------------------	-------

Averill School - Hinckley

Berwick Academy - S. Berwick

Cerebral Palsy Center

X

Children's House Montessori

Fryebury Academy

X

X

Gould Academy - Bethel

X

X

Hebron Academy

X

X

X

John Bapst High School -Bangor

Kents Hill School - Kents Hill

X

X

Lee Academy

MCI - Pittsfield

X

X

X

X

Notre Dame de Lourdes - Saco

X

Pine Tree Academy - Freeport

X

St. John's School - Brunswick

X

St. Mary's School - Bangor

Thornton Academy

X

Waynelete School - Portland

Totals 0 4 7 2 3 0 2

INSTRUCTOR CREDENTIALS FOR TEACHING LIMITED ENGLISH PROFICIENT (LEP) CHILDREN
IN MAINE NON-PUBLIC SCHOOLS 1997-98

SCHOOL DISTRICT	TEACHER(S) IS (ARE) ENDORSED IN ESL OR BILINGUAL EDUCATION	NO ENDORSEMENT IN ESL OR BILINGUAL EDUCATION	BILINGUAL OR ESL DIRECTOR OR COORDINATOR
Averill School - Hinckley	0	0	0
Berwick Academy - S. Berwick	0	0	0
Cerebral Palsy Center	0	0	0
Children's House Montessori	0	0	0
Fryebury Academy	1	1	0
Gould Academy - Bethel	0	0	1
Hebron Academy	0	0	1
John Bapst High School - Bangor	0	0	0
Kents Hill School - Kents Hill	0	0	0
Lee Academy	0	0	0
MCI - Pittsfield	1	1	1
Notre Dame de Lourdes - Saco	0	1	0
Pine Tree Academy - Freeport	0	1	0
St. John's School - Brunswick	0	0	0
St. Mary's School - Bangor	0	0	0
Thornton Academy	1	0	0
Waynelete School - Portland	0	0	0
Totals	3	4	3



Part IV

Glossary

Glossary of Terms Used in EF-I 283

Bilingual education: An approach which utilizes the students' native language (e.g., French, Passamaquoddy, Spanish...) and cultural factors in instructing these students in their academic subjects. English as a second language is a separate component of this approach.

Dropout: An individual who was enrolled in 1997-98 school year but is not presently enrolled or was not enrolled on October 1, 1997, but was expected to be enrolled and has not graduated from high school or completed a state or school approval education program and does not meet any of these exclusionary conditions: transfer to another school or other approved education program; absent due to suspension or school-approved illness; death. For further information on dropout designations, contact Mr. Frank Antonucci at 287-5111.

English language proficiency assessment: Use of a multiple-criteria assessment device to determine the extent to which a student is fluent in English in the areas of speaking, listening, reading, or writing.

English as a second language (ESL): A structured language acquisition approach designed to teach English to students whose native language is not English. In low-incidence situations, this instruction may occur through "pull-out" from regular English literacy instruction, and students are submersed in mainstream subject areas for most of the school day. Services are overseen by a certified teacher endorsed in ESL.

ESL tutorial pullout: Students whose native language is not English receive one-on-one or very small group instruction in English. Services are provided by personnel not credentialed in ESL.

Full-time equivalent (FTE): The percentage of time that the services provider is paid in comparison to a full-time position (e.g., full-time = 1.0; half-time = .50; 25% time = .25).

Limited English proficient (LEP): A reference to students whose primary or native language is not English and who have difficulty in using English (i.e., reading, writing, speaking, listening) that the opportunity to participate effectively in school may be denied when English is the exclusive language of instruction. Such students require ESL and/or bilingual education services.

Maine endorsement in bilingual education: Required of certified teachers in bilingual education, K-12 who teach content subjects in non-English languages (24 credit hours in B.E.; 24 credit hours for professional certificate).

Maine endorsement in ESL: Required of certified teachers of ESL, K-12 (15 credit hours in ESL in separate cluster areas; 24 credit hours for professional certificate).

SDAIE (Specially Designed Academic Instruction in English): An approach that utilizes the simplification of the English language to teach ESL and subject area content at the same time (also called "content ESL" or "sheltered English"). Actual content is the same as that taught to non-LEP students.