

# MAINE STATE LEGISLATURE

The following document is provided by the  
**LAW AND LEGISLATIVE DIGITAL LIBRARY**  
at the Maine State Law and Legislative Reference Library  
<http://legislature.maine.gov/lawlib>



Reproduced from scanned originals with text recognition applied  
(searchable text may contain some errors and/or omissions)

*Jan 19, 1967*

**MAINE**

**INTERIM COMMITTEE**

**REPORT ON**

**SCHOOL DISTRICTS**

STATE OF MAINE  
102nd LEGISLATURE

INTERIM COMMITTEE REPORT  
ON  
CONSOLIDATING SCHOOL DISTRICTS

Senators -

Carlton L. Faloon, Chairman  
Richard C. Moore

Representatives -

Gordon A. Richardson  
David L. Graham  
Raymond N. Faucher

Authorized by the 102nd Maine Legislature  
Report to the 103rd Maine Legislature

January 10, 1967

STATE OF MAINE

<sup>S</sup>  
D. OF R.

In Senate ..... March 24, .....

ORDERED, the House concurring, that there is created a Legislative Study Committee to investigate the feasibility of consolidating the school districts of the State into a lesser number of more efficient size school districts, such study to emphasize the amount of savings, if any, by such consolidation. The committee shall consist of 2 Senators to be appointed by the President of the Senate and 3 Representatives to be appointed by the Speaker of the House. The President of the Senate shall designate the chairman; and be it further

ORDERED, that the committee shall meet at the call of the chairman.

The members shall be paid necessary expenses incurred in the performance of their duties; and be it further

ORDERED, that the committee report the results of its study together with any recommended legislation to the 102nd Legislature or any special session prior to the 103rd Legislature but no later than the 103rd Legislature; and be it further

ORDERED, that there is appropriated from the Legislative Appropriation the sum of \$1,500 to carry out the purposes of this order. Said appropriation shall remain a continuing carrying account until the purposes of this order have been accomplished.

SP 458

IN SENATE CHAMBER

Name: (Faloon)

Mar 5 1965

Read and Passed

Sent Down for Concurrence

EDWIN H. PERT

Secretary

HOUSE OF REPRESENTATIVES

County: Penobscot

Read and Passed

In Concurrence

Mar 9 1965

Jerome G. Plante  
Clerk

TO: 103rd Legislature

FROM: School Districts Consolidating Study Committee

Local superintendent groups have met in all areas of the state to consider groupings of towns to gain desirable educational units. The results of these meetings are enclosed with the following motion passed by the Executive Committee of the Maine School Superintendents Association:

"Voted that the suggested plan be forwarded to the Legislative Committee indicating that this represents the approximate preliminary thinking of the area superintendent groups and will be subject to revision at the time of public hearing. It is further understood that the Superintendents Association is not supporting the plan as a final recommendation and indeed in some areas consensus has not been reached."

As a master plan for school districting is considered, the following points should be kept in mind.

1. Any such plan must have a provision for individual towns to transfer from one district to another whenever local conditions indicate that this would be in the best interests of the residents of the towns.
2. Such a course of action cannot be adopted until a plan has been developed to alleviate the economic hardships that might result under the present method of sharing costs.
3. Any plan adopted should act as a guide and should not prohibit different groupings of towns when such groupings are obviously in the best interests of the citizens of the state.

Recommended: It was the recommendation of the committee that school units go in the direction recommended by the proposed plan. If sufficient progress has not been made in areas by 1972, then other steps should be taken. Every effort should be made by school units to go along with the master plan and every possible effort should be made to steer these towns in the direction that has been recommended and if no satisfactory progress has been made, then mandatory legislation should be enacted.

Recommended: A new method of sharing costs in school administrative districts.

(a) Every unit should raise the number of mills toward school operation that is specified in section 3722 (currently 20 mills).

(b) All remaining local appropriations that are required above the foundation program to operate and maintain the district shall be based upon the percentage of pupils in each member town of the district on the preceding April 1st school census.

(c) The basic state aid per pupil before adding the 10% increase in the district shall not be reduced below the maximum potential average per pupil state aid that could have been received by the separate municipalities prior to district formation.

(d) The maximum percentage increase in appropriations for any member town within a school administrative district shall not exceed the average percentage increase of the district as a whole by more than 5% in any one year. One of the most extreme cases would be a combination of East Millinocket, a high valuation paper mill town, with Medway, a relatively low valuation town. Under the above proposal the comparison would be as follows:

Towns	1966 Appropriation for Education as Towns	1967 Education Appropriation As a District <u>Present Law</u>	1967 Education Appropriation As a District Proposed Law
East Millinocket	\$316,693	\$532,980	\$356,279
Medway	<u>117,968</u>	<u>29,472</u>	<u>110,873</u>
	\$434,661	\$562,452	\$467,152

The increase in appropriations for the district would be approximately 7 1/2% above what the towns raised separately in 1966. Under (d) above no town could increase more than 12 1/2% which is 5% higher than the average increase. If one increases East Millinocket's appropriation by 12 1/2%, the remainder then must be borne by Medway. This would represent a total mill effort for East Millinocket of 14.6 mills in the first year of a district as compared with Medway's required effort of 82 mills. Under proposal 8 the difference in mill effort would gradually narrow.

Rangeley and Madrid are at present outside of a school administrative district in North Franklin County because of the high state valuation of these two towns in comparison with the other towns in the area. The above formula would make it feasible for Rangeley and Madrid to become part of the district.

Towns	1966 Appropriation for Education as Towns	1967 Education Appropriation As a District <u>Present Law</u>	1967 Education Appropriation As a District Proposed Law
Avon	\$ 16,482	\$ 12,300	\$ 17,306
Eustis	31,885	27,682	28,865
Kingfield	45,708	32,320	36,859
Madrid	5,367	8,014	5,635
Phillips	35,145	27,095	36,902
Rangeley	95,727	147,684	100,513
Strong	<u>51,912</u>	<u>38,454</u>	<u>43,062</u>
	\$282,226	\$293,549	\$269,142

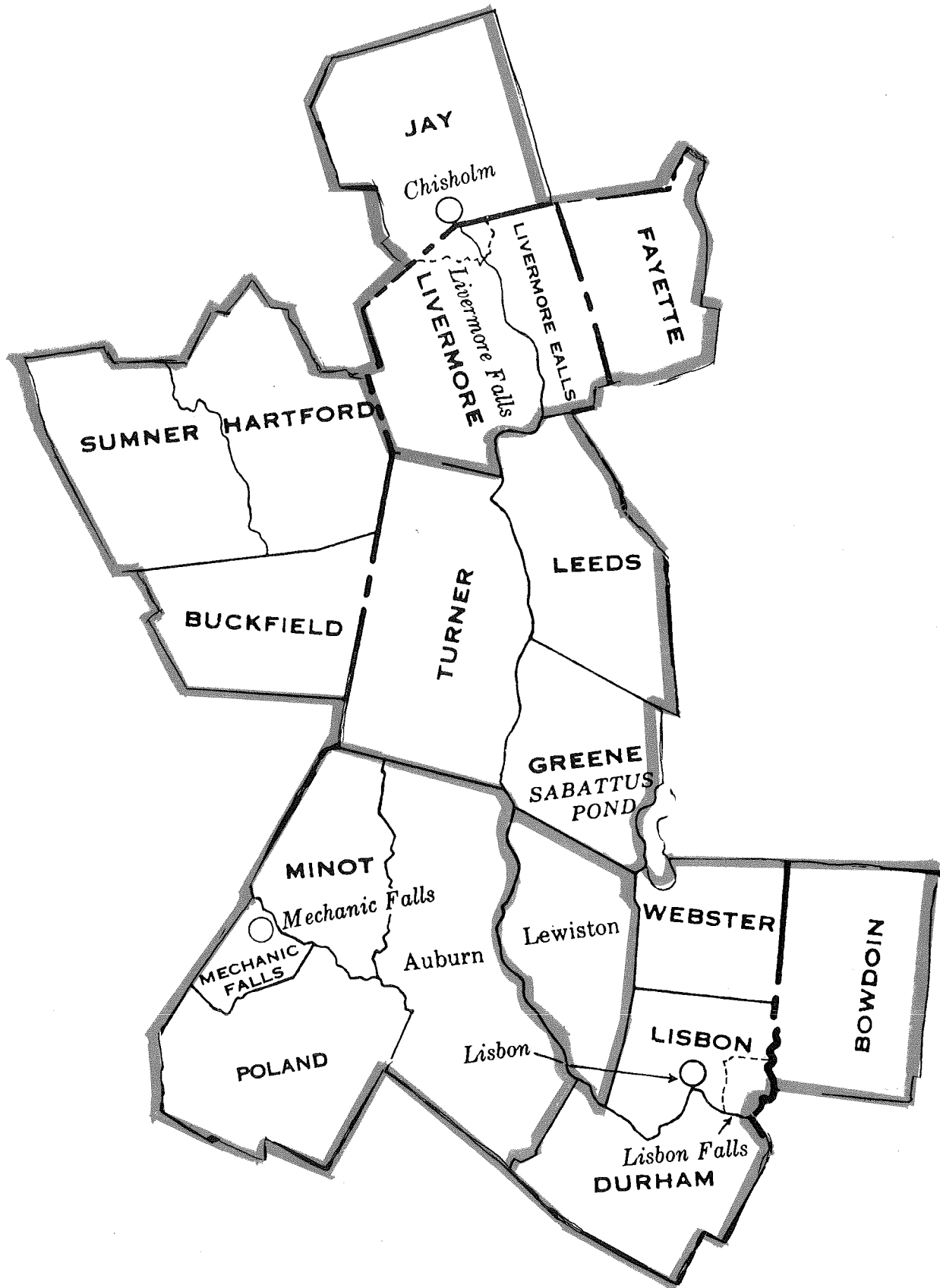
Additional samples could be provided, but with provisions (c) and (d) which set limits on appropriation increases and a floor under per pupil aid, the formula will make it practical for any combination of towns to form a school administrative district. Districts which are already formed could use this method of sharing costs without disrupting present practices to any great degree.

(Note: The last recommendation comes from the Subcommittee on Public School Laws to the Legislative Research Committee of the 102nd Legislature.)



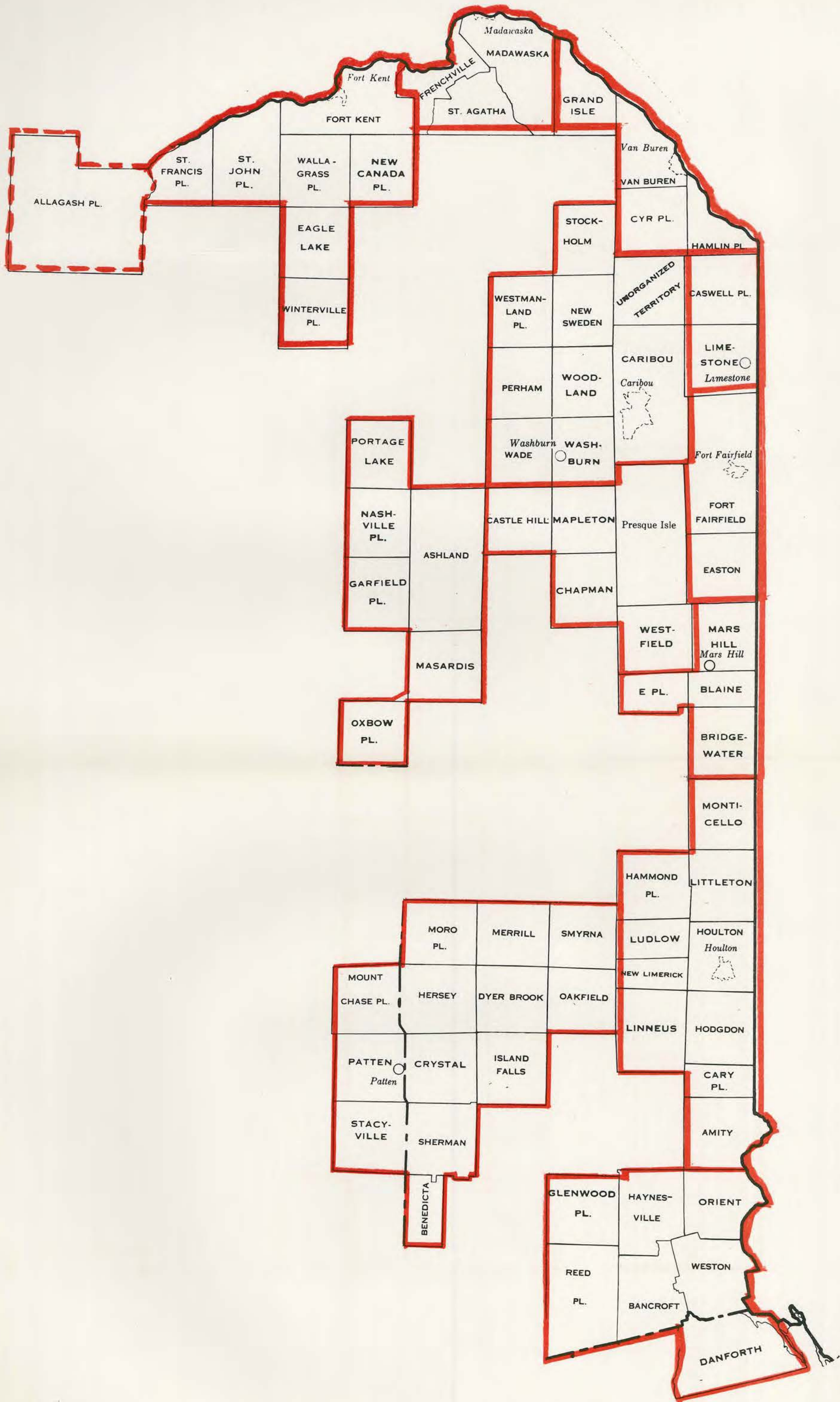
The following groupings of towns within counties are being suggested after discussion in local superintendents' groups. The aim was to come up with groupings that would provide programs that might be educationally desirable and geographically sensible. There was no attempt to consider the economic implications if districts were formed in accordance with these groupings. The pupil count used was April 1, 1965 resident pupils. It should be noted that an enrollment of 1,100 pupils will produce a high school of 300, and enrollment of 3,300 will produce a high school of 900.

The result of this joint effort shows that it is possible to operate school systems within the state in 81 multiple-unit districts, and that four cities would operate as single unit districts, and that there would still be eight isolated single units in the state, mostly islands.



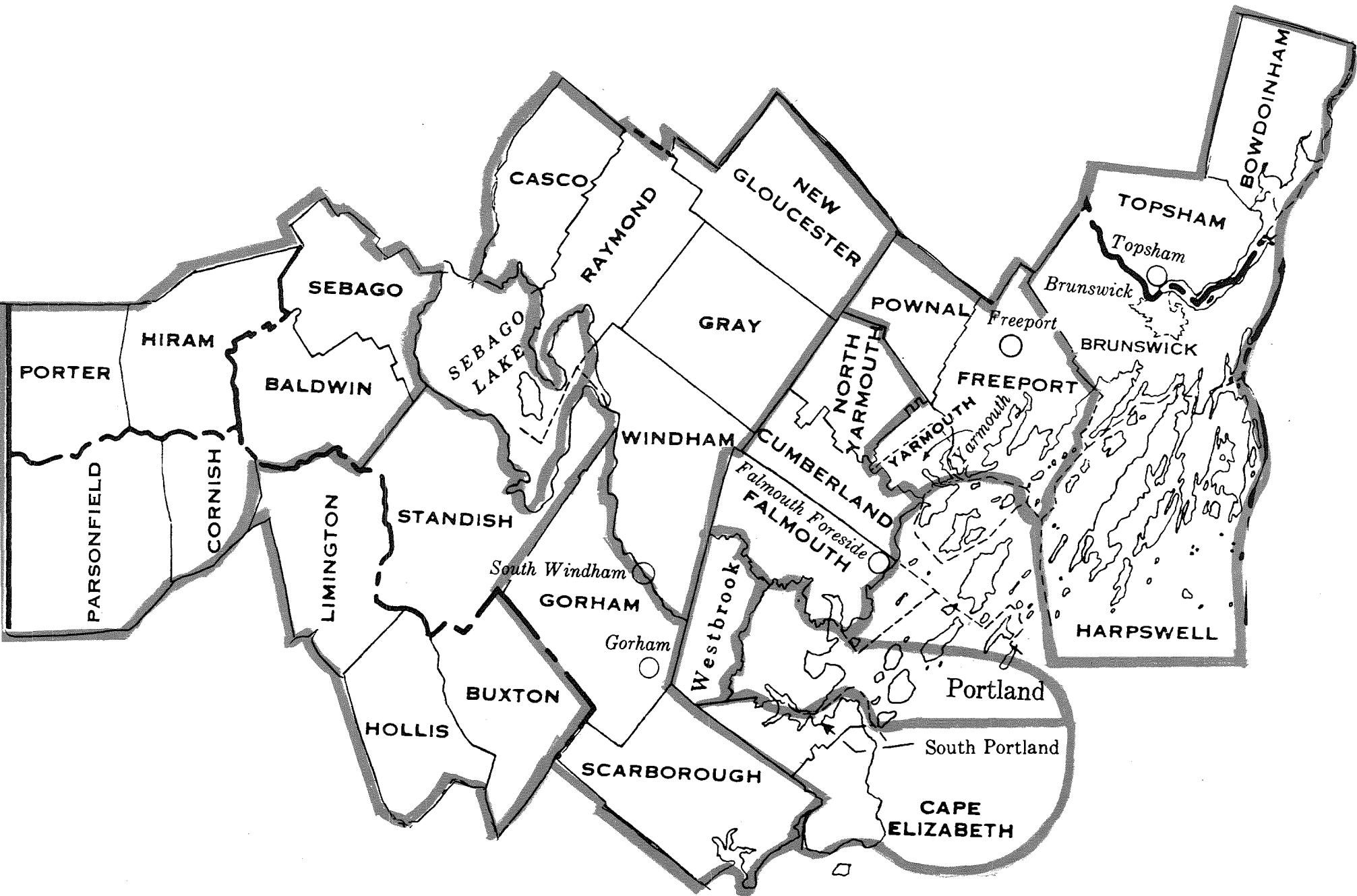
ANDROSCOGGIN

<u>Town</u>	<u>Enrollment</u> <u>April 1, 1965</u>	
Fayette	108	
Jay	98	
Livermore )	1,199	
Livermore Falls )	<hr style="width: 50px; margin: 0;"/>	
		1,405
Buckfield	231	
Greene	312	
Hartford	100	
Leeds	235	
Sumner	130	
Turner	<hr style="width: 50px; margin: 0;"/>	
		1,527
Auburn	4,840	
Mechanic Falls	561	
Minot	198	
Poland	<hr style="width: 50px; margin: 0;"/>	
		5,992
Lewiston	<hr style="width: 50px; margin: 0;"/>	
		5,361
Bowdoin	179	
Durham	254	
Lisbon	1,342	
Webster	<hr style="width: 50px; margin: 0;"/>	
		2,064



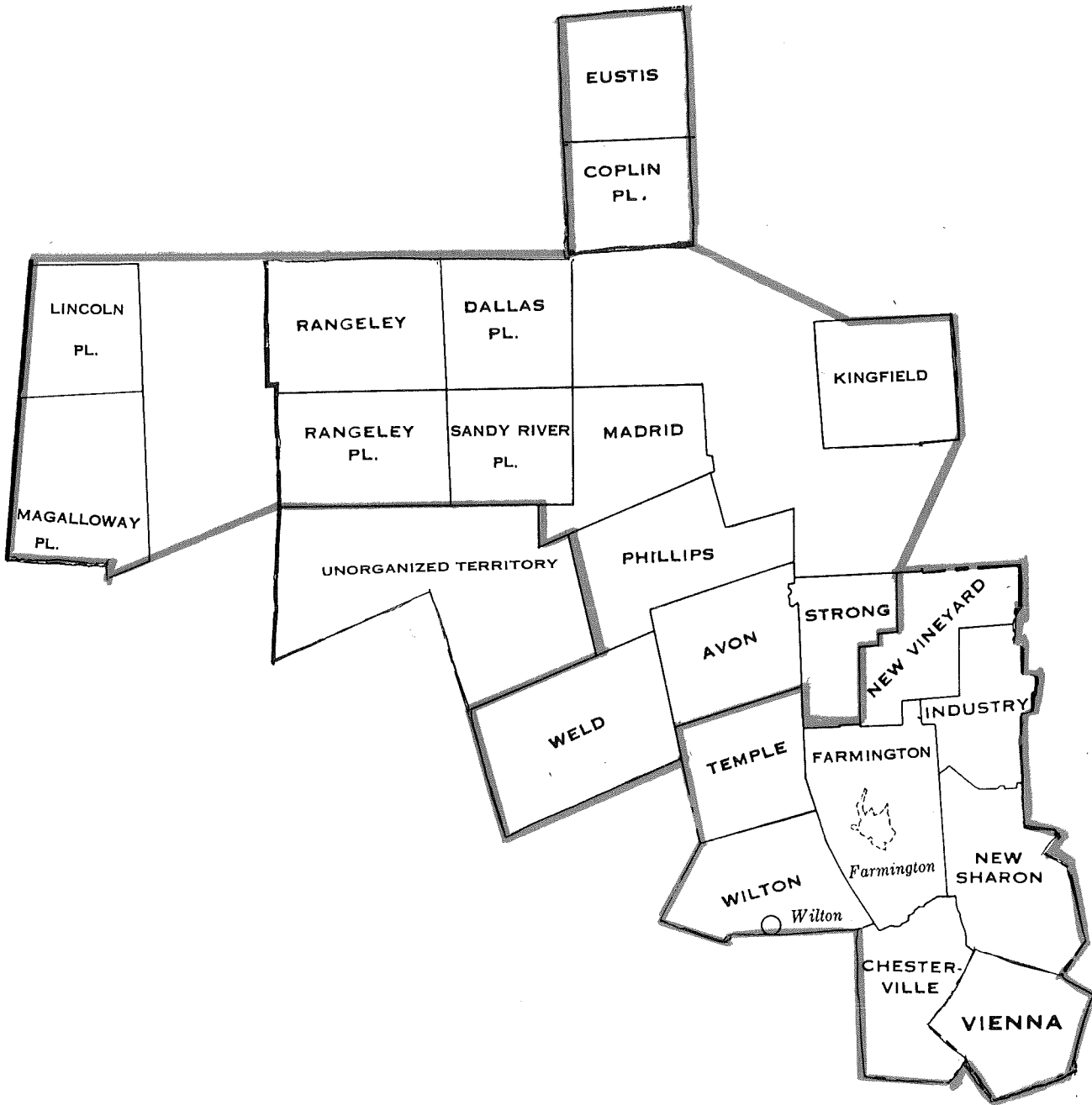
AROOSTOOK

<u>Town</u>	<u>Enrollment</u> <u>April 1, 1965</u>		<u>Town</u>	<u>Enrollment</u> <u>April 1, 1965</u>	
Allagash Plt.	<u>144</u>		Blaine	236	
		144	Bridgewater	265	
St. Francis Plt. )	2,465		E Plt	0	
St. John Plt. )			Mars Hill	<u>537</u>	
Fort Kent )					1,038
Wallagrass Plt. )			Amity	38	
New Canada Plt.)			Cary Plt.	54	
Eagle Lake )			Hodgdon	269	
Winterville Plt.	<u>48</u>		Linneus	157	
		2,513	Ludlow	73	
Frenchville )	967		New Limerick	74	
St. Agatha )			Hammond Plt. )	2,194	
Madawaska	<u>1,891</u>		Houlton )		
		2,858	Littleton )		
Cyr Plt. )	1,922		Monticello )	<u>          </u>	2,859
Grand Isle )					
Hamlin Plt.)			Bancroft	23	
Van Buren )	<u>          </u>		Grenwood Plt.	3	
		1,922	Haynesville	37	
Caswell Plt.	207		Orient	37	
Limestone	<u>2,817</u>		Reed Plt.	83	
		3,024	Danforth )	248	
Easton	362		Weston )	<u>          </u>	431
Fort Fairfield	<u>1,659</u>				
		2,021	Benedicta	79	
Caribou	2,953		Crystal	77	
New Sweden	183		Dyer Brook	45	
Perham	123		Hersey	18	
Stockholm	117		Island Falls	247	
Wade	62		Merrill	94	
Washburn	563		Moro Plt.	6	
Westmanland Plt.	14		Oakfield	203	
Woodland	<u>342</u>		Smyrna	105	
		4,357	Mt. Chase Plt. )	765	
Castle Hill )	3,615		Patten )		
Chapman )			Sherman )		
Mapleton )			Stacyville )	<u>          </u>	1,639
Presque Isle)					
Westfield )	<u>          </u>				
		3,615			
Ashland )	681				
Garfield Plt. )					
Portage Lake )					
Masardis	90				
Nashville Plt.	4				
Oxbow Plt.	<u>22</u>				



CUMBERLAND

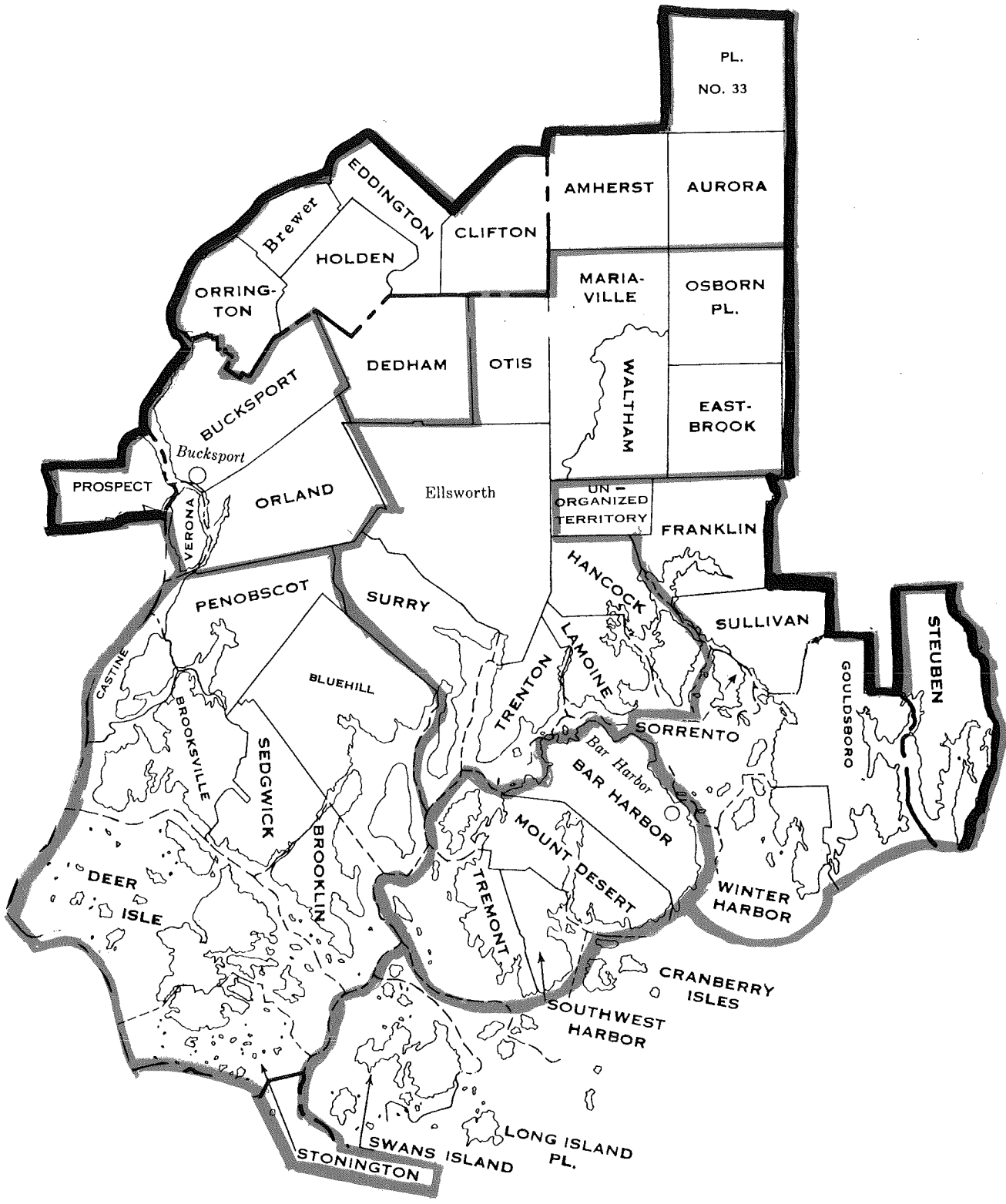
<u>Town</u>	<u>Enrollment</u> <u>April 1, 1965</u>	
Bowdoinham	339	
Brunswick	3,095	
Harpswell	482	
Topsham	<u>1,021</u>	4,937
Freeport	967	
Pownal	219	
Yarmouth	<u>1,060</u>	2,246
Cumberland	835	
Falmouth	1,628	
North Yarmouth	<u>387</u>	2,850
Westbrook	<u>3,094</u>	3,094
Portland	<u>13,607</u>	13,607
South Portland	5,589	
Cape Elizabeth	<u>1,850</u>	7,439
Gorham	1,906	
Scarborough	<u>1,863</u>	3,769
Buxton )	1,812	
Hollis )		
Limington)		
Standish )		1,812
Baldwin	229	
Cornish	199	
Hiram	133	
Parsonsfield	204	
Porter	225	
Sebago	<u>129</u>	1,119
Casco	245	
Raymond	187	
Windham	1,505	
Gray )	1,121	
New Gloucester )		3,058





FRANKLIN

<u>Town</u>	<u>Enrollment</u> <u>April 1, 1965</u>	
Avon	141	
Coplin Plt.	12	
Dallas Plt.	19	
Eustis	150	
Kingfield	216	
Lincoln Plt.	17	
Madrid	21	
Magalloway Plt.	22	
Phillips	272	
Rangeley	292	
Rangeley Plt.	14	
Sandy River Plt.	10	
Strong	235	
Weld	<u>76</u>	
		1,497
Chesterville )	1,495	
Farmington )		
Industry )		
New Sharon	197	
New Vineyard	86	
Temple	68	
Vienna	44	
Wilton	<u>902</u>	
		2,792



PL.  
NO. 33

AMHERST AURORA

Brewer EDDINGTON  
HOLDEN CLIFTON

ORRINGTON  
DEDHAM OTIS

MARIAVILLE OSBORN PL.  
WALTHAM  
EAST-BROOK

BUCKSPORT  
Ellsworth  
PROSPECT ORLAND  
VERONA  
Bucksport

UN-ORGANIZED TERRITORY  
FRANKLIN

PENOBSCOT SURRY  
HANCOCK SULLIVAN

CASTINE BLUEHILL  
BROOKSVILLE TRENTON  
LAMOINE

SEDGWICK  
SORRENTO  
BAR HARBOR  
MOUNT DESERT

DEER ISLE  
TREMONT  
BAR HARBOR  
WINTER HARBOR

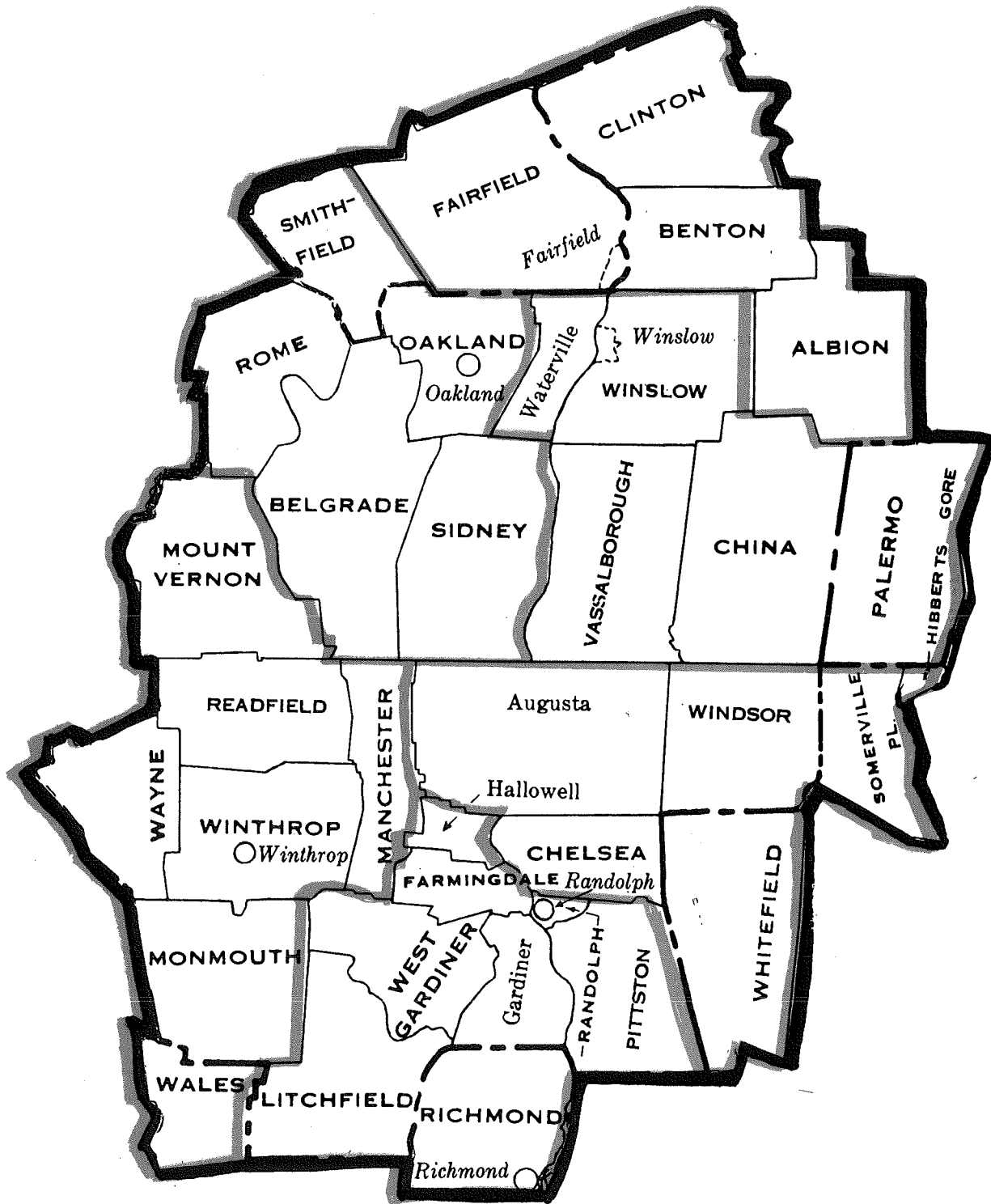
BROOKLIN  
CRANBERRY ISLES  
SOUTHWEST HARBOR

STONINGTON  
SWANS ISLAND  
LONG ISLAND PL.

GOULDSBORO  
STEBEN

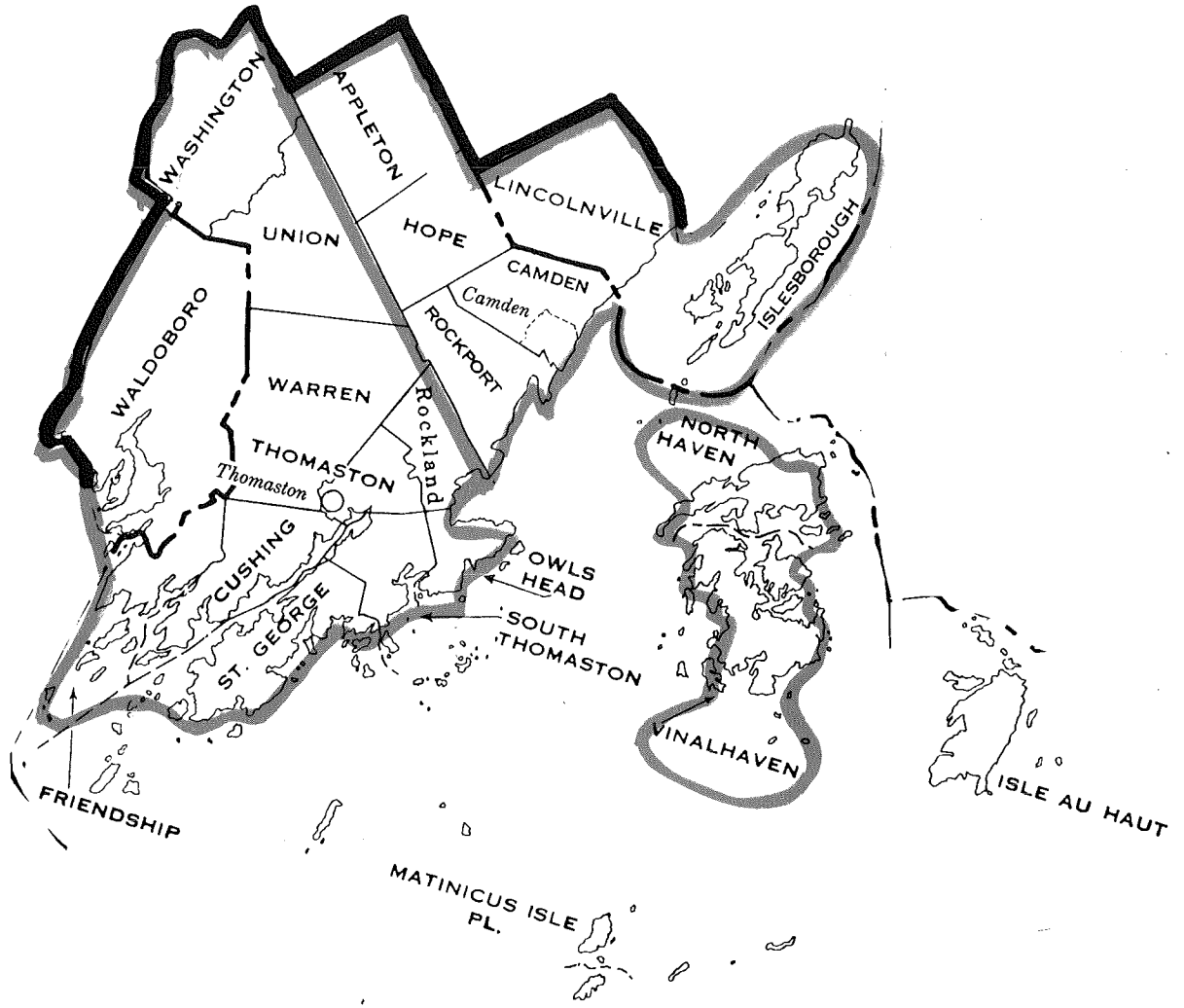
HANCOCK

<u>Town</u>	<u>Enrollment</u> <u>April 1, 1965</u>	
Bucksport	960	
Orland	377	
Prospect )	214	
Verona )		
	<hr/>	1,551
Blue Hill	266	
Brooklin	104	
Brooksville	90	
Castine	85	
Deer Isle	220	
Penobscot	173	
Sedgwick	138	
Stonington	329	
	<hr/>	1,405
Bar Harbor	870	
Mount Desert	406	
Southwest Harbor	351	
Tremont	287	
	<hr/>	1,914
Amherst	38	
Aurora	11	
Brewer	2,289	
Clifton	62	
Dedham	115	
Eddington	327	
Holden	380	
No. 33 Plt.	11	
Orrington	773	
	<hr/>	4,006
Franklin	143	
Gouldsboro	234	
Sorrento	70	
Steuben	134	
Sullivan	194	
Winter Harbor	170	
	<hr/>	945
Eastbrook )	76	
Waltham )		
Ellsworth	1,109	
Hancock	189	
Lamoine	145	
Mariaville	29	
Osborn Plt.	6	
Otis	23	
Surry	129	
Trenton	94	
	<hr/>	1,800



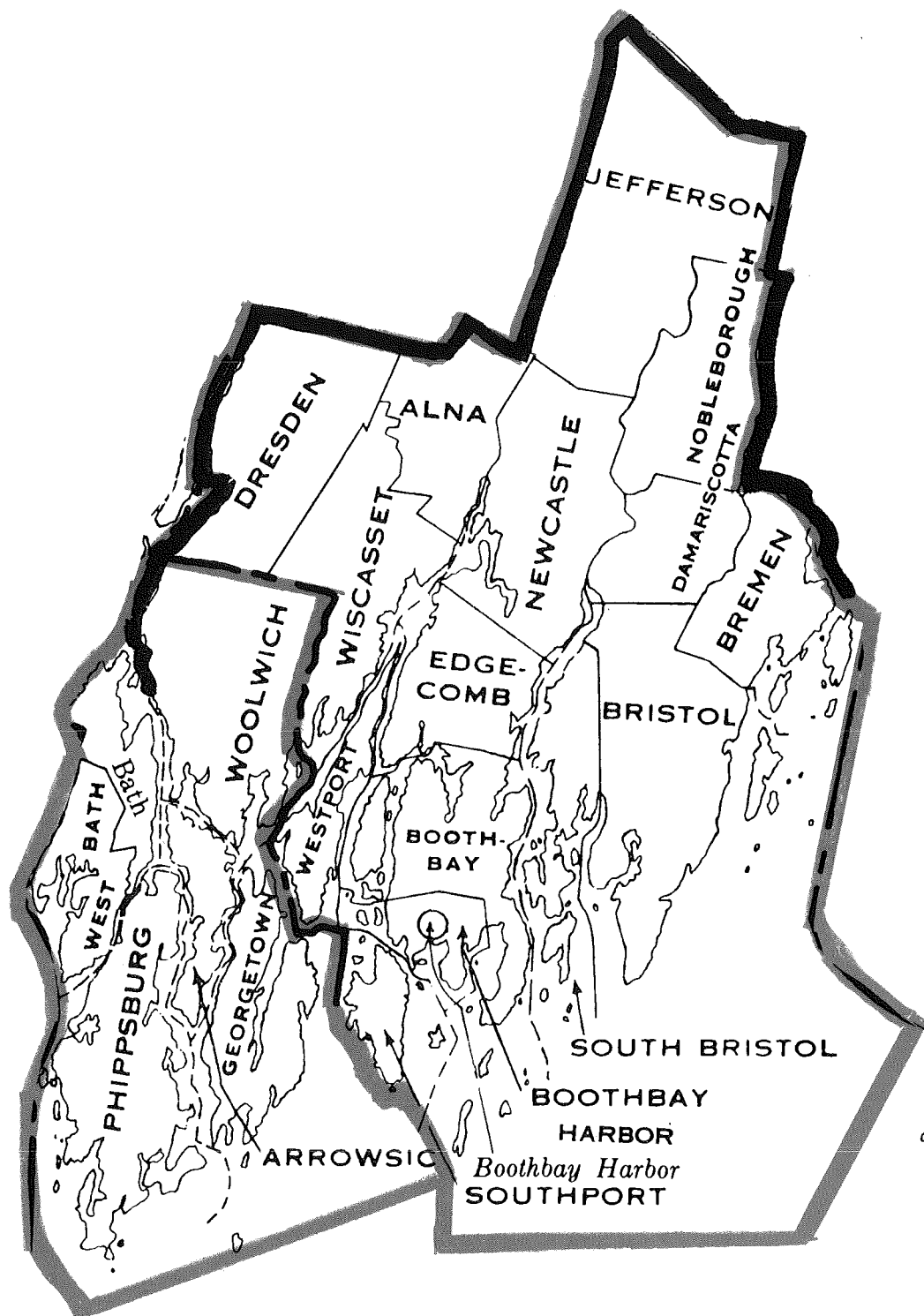
KENNEBEC

<u>Town</u>	<u>Enrollment</u> <u>April 1, 1965</u>	
Belgrade	315	
Oakland	886	
Rome	95	
Sidney	326	
Smithfield	<u>130</u>	
		1,752
China	477	
Palermo	143	
Vassalboro	698	
Waterville	3,127	
Winslow	<u>1,513</u>	
		5,958
Augusta	3,836	
Chelsea	339	
Somerville	65	
Whitefield	271	
Windsor	<u>220</u>	
		4,731
Farmingdale )	1,356	
Hallowell )		
Litchfield	260	
Richmond	441	
Gardiner )	2,957	
Pittston )		
Randolph )		
West Gardiner )		
		5,014
Manchester	363	
Monmouth	457	
Mount Vernon	196	
Readfield	309	
Wales	134	
Wayne	155	
Winthrop	<u>1,001</u>	
		2,615
Albion	289	
Benton	379	
Clinton	386	
Fairfield	<u>1,132</u>	
		2,186



KNOX

<u>Town</u>	<u>Enrollment</u> <u>April 1, 1965</u>	
Appleton	172	
Islesboro	94	
Hope	127	
Lincolnton	178	
Camden )	1,485	
Rockport )	<hr/>	2,056
Cushing	126	
Friendship	175	
Owl's Head )	2,567	
Rockland )		
South Thomaston )		
St. George	345	
Thomaston	569	
Union	281	
Waldoboro	688	
Warren	443	
Washington	<hr/> 156	5,350
Vinalhaven	254	
North Haven	<hr/> 86	340

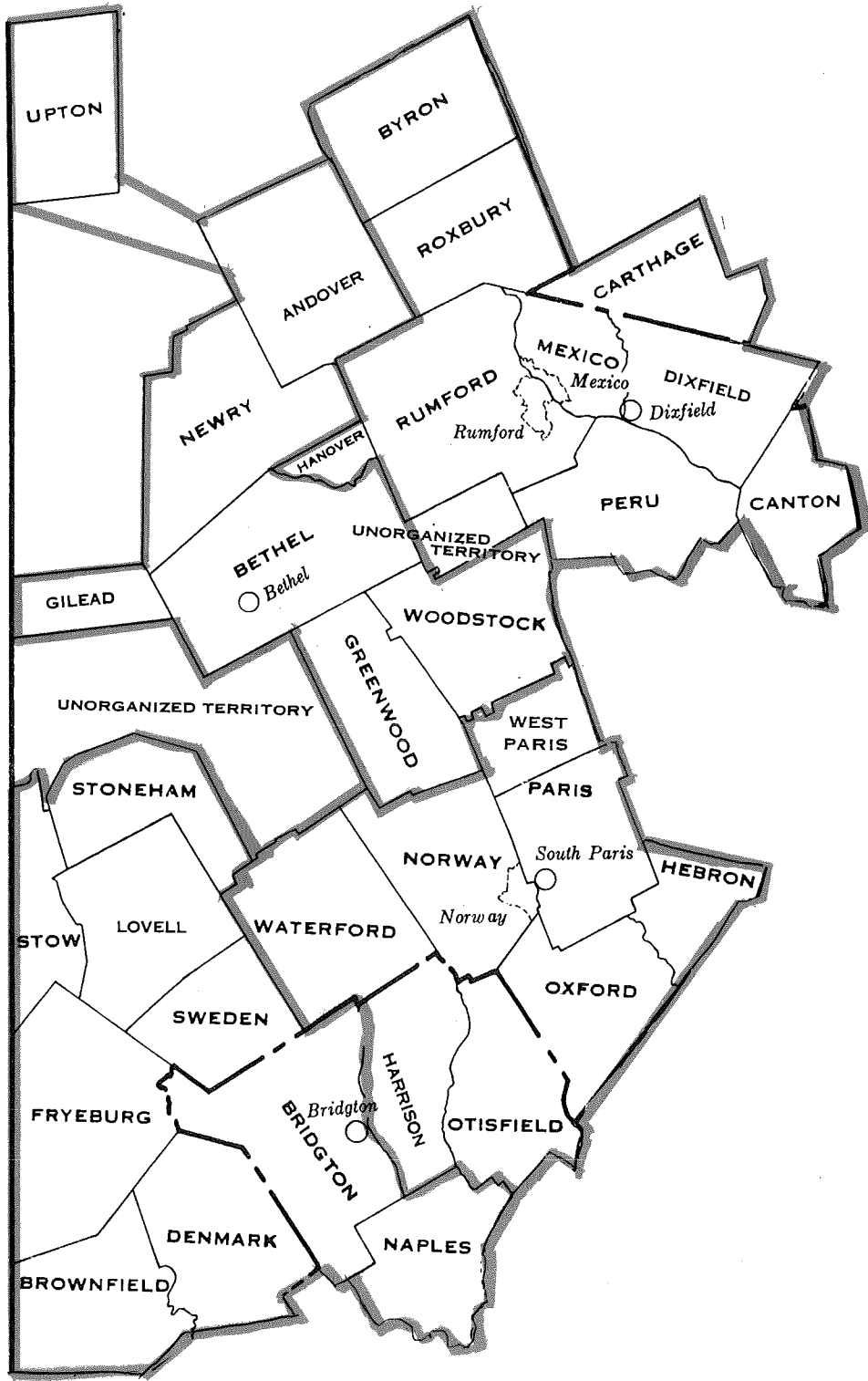


MONHEGAN  
PL.



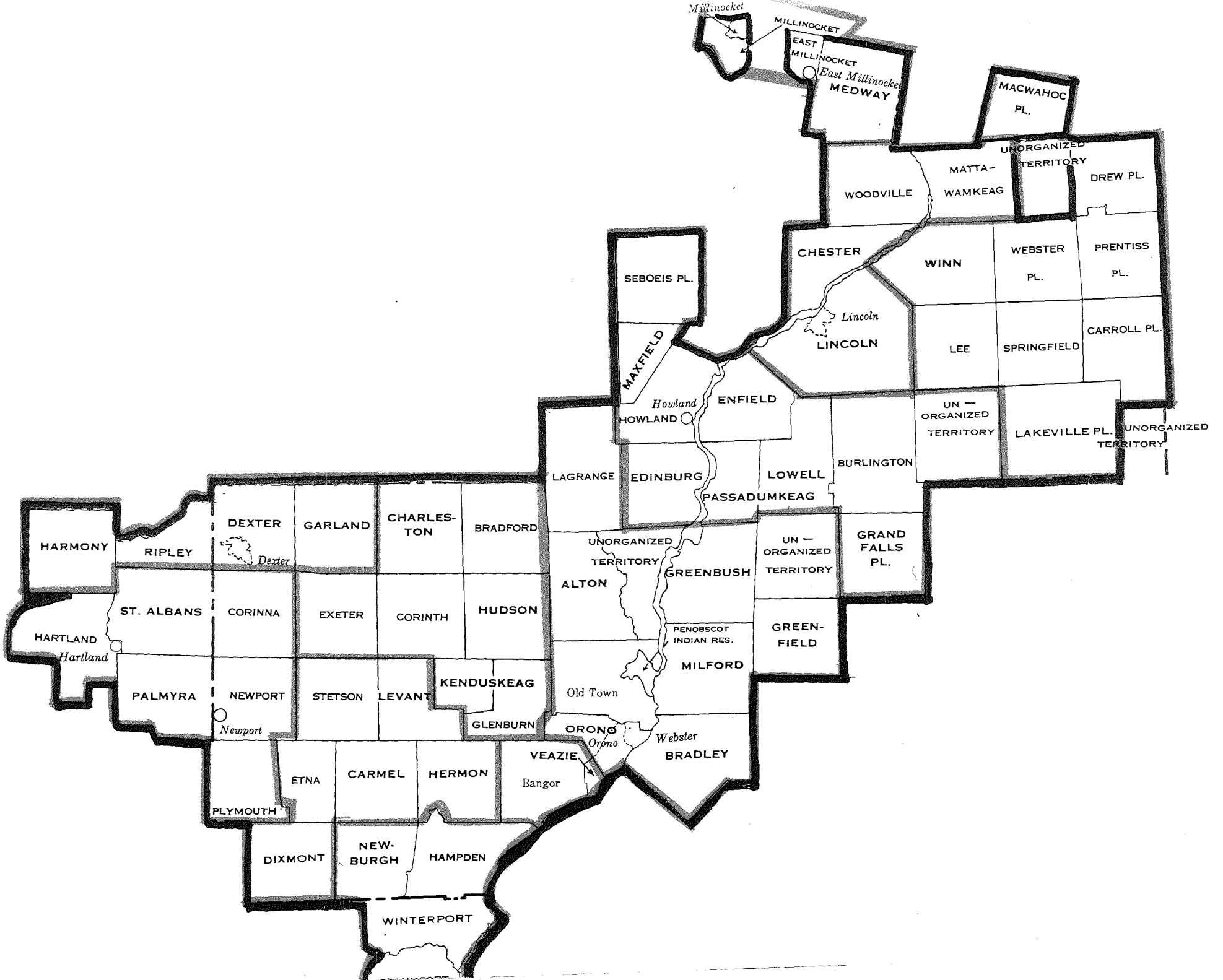
LINCOLN

<u>Town</u>	<u>Enrollment</u> <u>April 1, 1965</u>
Alna	64
Boothbay	379
Boothbay Harbor	447
Bremen	73
Bristol	330
Damariscotta	288
Dresden	172
Edgecomb	89
Jefferson	210
Newcastle	227
Nobleboro	160
South Bristol	121
Southport	94
Westport	27
Wiscasset	<u>498</u>
	3,179



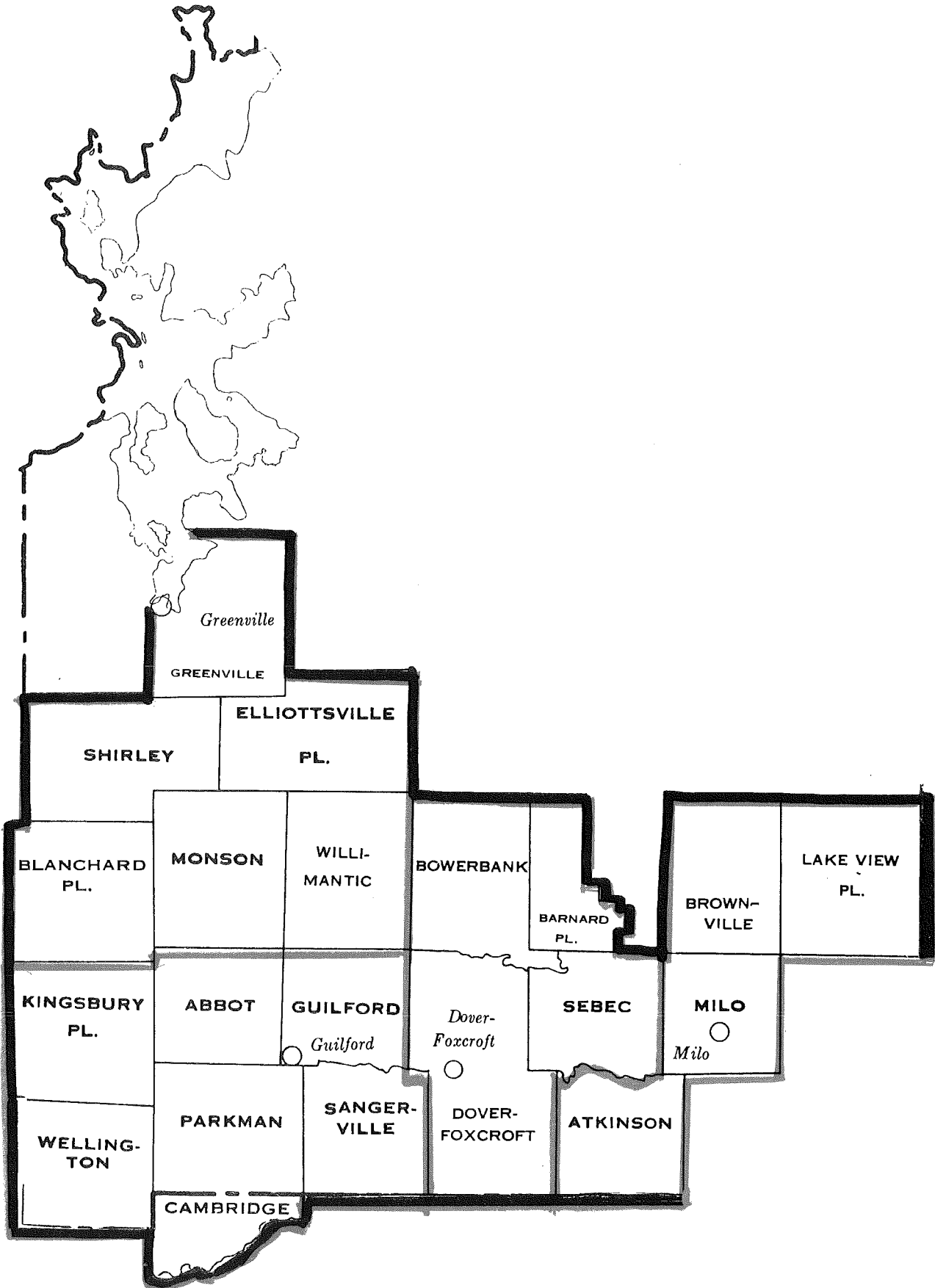
OXFORD

<u>Town</u>	<u>Enrollment</u> <u>April 1, 1965</u>	
Andover	213	
Bethel	708	
Gilead	30	
Greenwood	153	
Newry	77	
Upton	4	
Woodstock	<u>265</u>	1,450
Harrison	263	
Hebron	120	
Norway )	1,697	
Paris )		
Otisfield	107	
Oxford	401	
Waterford	216	
West Paris	<u>231</u>	3,035
Byron	38	
Canton )	948	
Carthage )		
Dixfield )		
Mexico	1,217	
Hanover	67	
Peru	417	
Roxbury	79	
Rumford	<u>1,916</u>	4,682
Bridgton	707	
Brownfield	111	
Denmark	71	
Fryeburg	473	
Lovell	164	
Naples	194	
Stoneham	52	
Stow	36	
Sweden	<u>17</u>	1,825



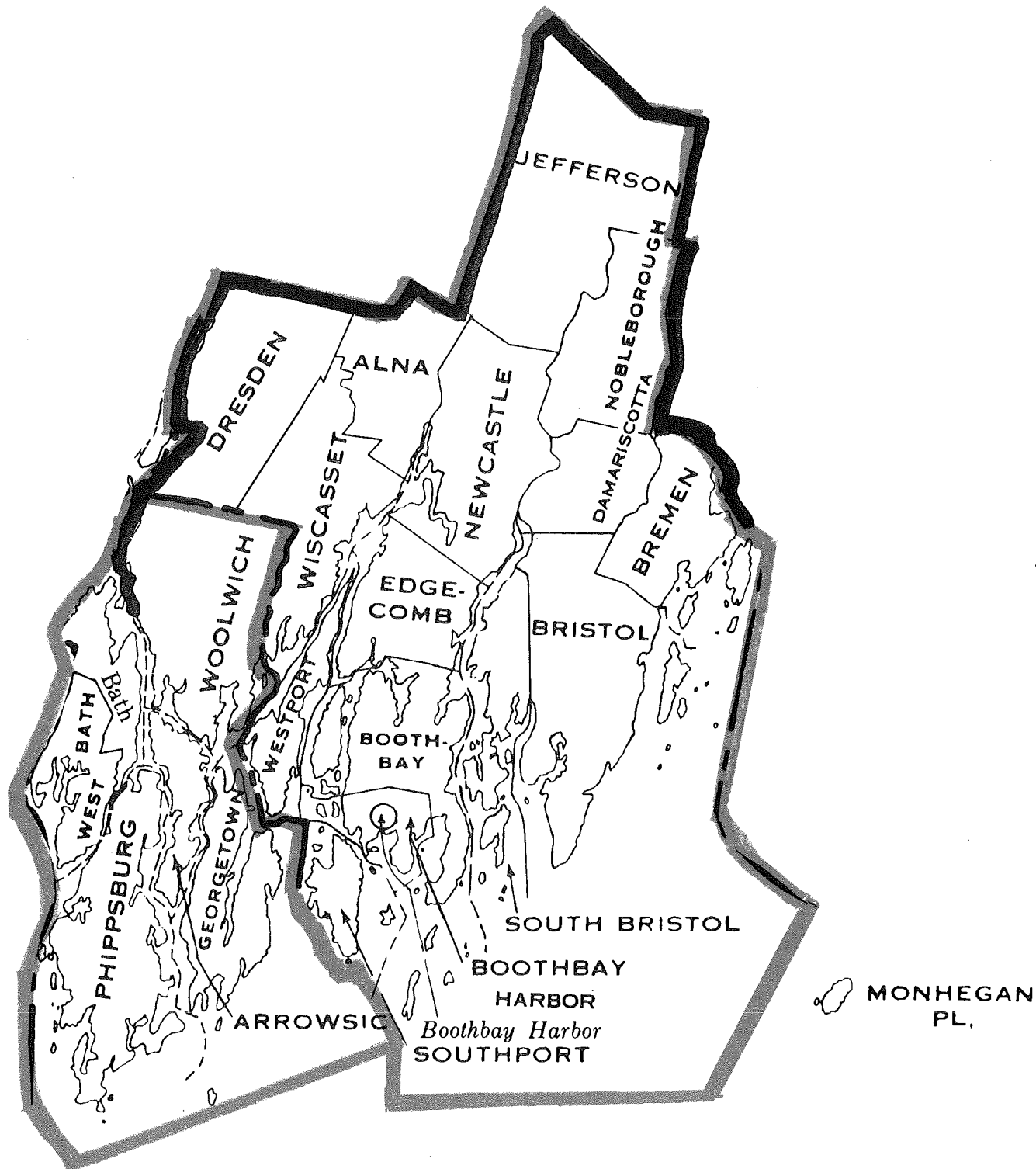
PENOBSCOT

<u>Town</u>	<u>Enrollment</u> <u>April 1, 1965</u>	<u>Town</u>	<u>Enrollment</u> <u>April 1, 1965</u>
East Millinocket	841	Carmel )	594
Medway	418	Levant )	
Millinocket	<u>1,994</u>	Dixmont	134
	3,253	Etna	151
Chester	70	Hermon	700
Lincoln	1,263	Stetson	<u>104</u>
Mattawamkeag	280		1,683
Woodville	<u>11</u>	Corinna	484
	1,624	Hartland	371
Carroll Plt.	36	Palmyra	264
Drew Plt.	6	Plymouth	143
Lakeville Plt.	2	Newport	512
Macwahoc	41	St. Albans	<u>234</u>
Lee )	475		2,008
Prentiss Plt.)		Bradford	195
Springfield )		Charleston	243
Webster Plt.)		Corinth	306
Winn )	<u>        </u>	Exeter	183
	560	Glenburn	317
Bangor	7,263	Hudson	126
Veazie	<u>303</u>	Kenduskeag	<u>173</u>
	7,566		1,543
Hampden )	1,646	Dexter	966
Newburgh )		Garland	195
Frankfort	200	Harmony	186
Winterport	<u>513</u>	Ripley	<u>80</u>
	2,359		1,427
Burlington )	946		
Enfield )			
Howland )			
Lowell )			
Maxfield )			
Passadumkeag)			
Seboeis Plt. )			
Edinburg	3		
Grand Falls	<u>0</u>		
	949		
Alton	74		
Bradley	268		
Greenbush	155		
Greenfield	16		
LaGrange	104		
Milford	498		
Old Town	1,846		
Orono	<u>1,093</u>		
	4,054		



PISCATAQUIS

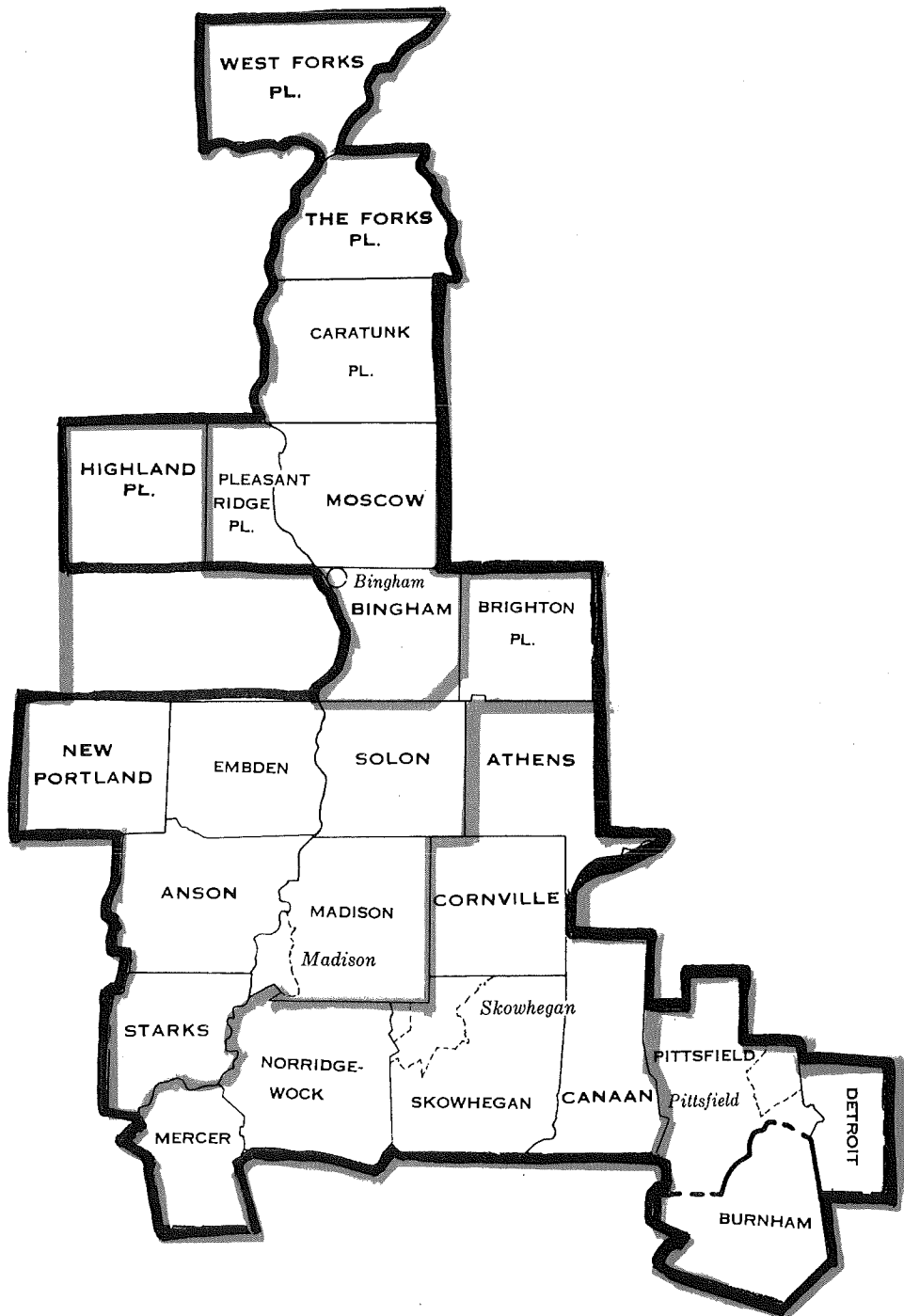
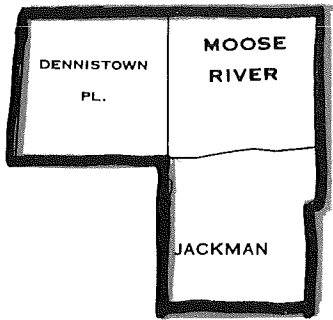
<u>Town</u>	<u>Enrollment</u> <u>April 1, 1965</u>	
Atkinson	69	
Brownville	366	
Lake View Plt.	2	
Milo	<u>692</u>	1,129
Barnard Plt.	4	
Bowerbank	3	
Dover-Foxcroft	1,055	
Sebec	<u>95</u>	1,157
Abbot )	1,200	
Cambridge )		
Guilford )		
Parkman )		
Sangerville )		
Wellington )		
Kingsbury Plt.	<u>0</u>	1,200
Greenville )	576	
Shirley )		
Blanchard Plt.	11	
Elliottsville	0	
Monson	183	
Willimantic	<u>22</u>	792





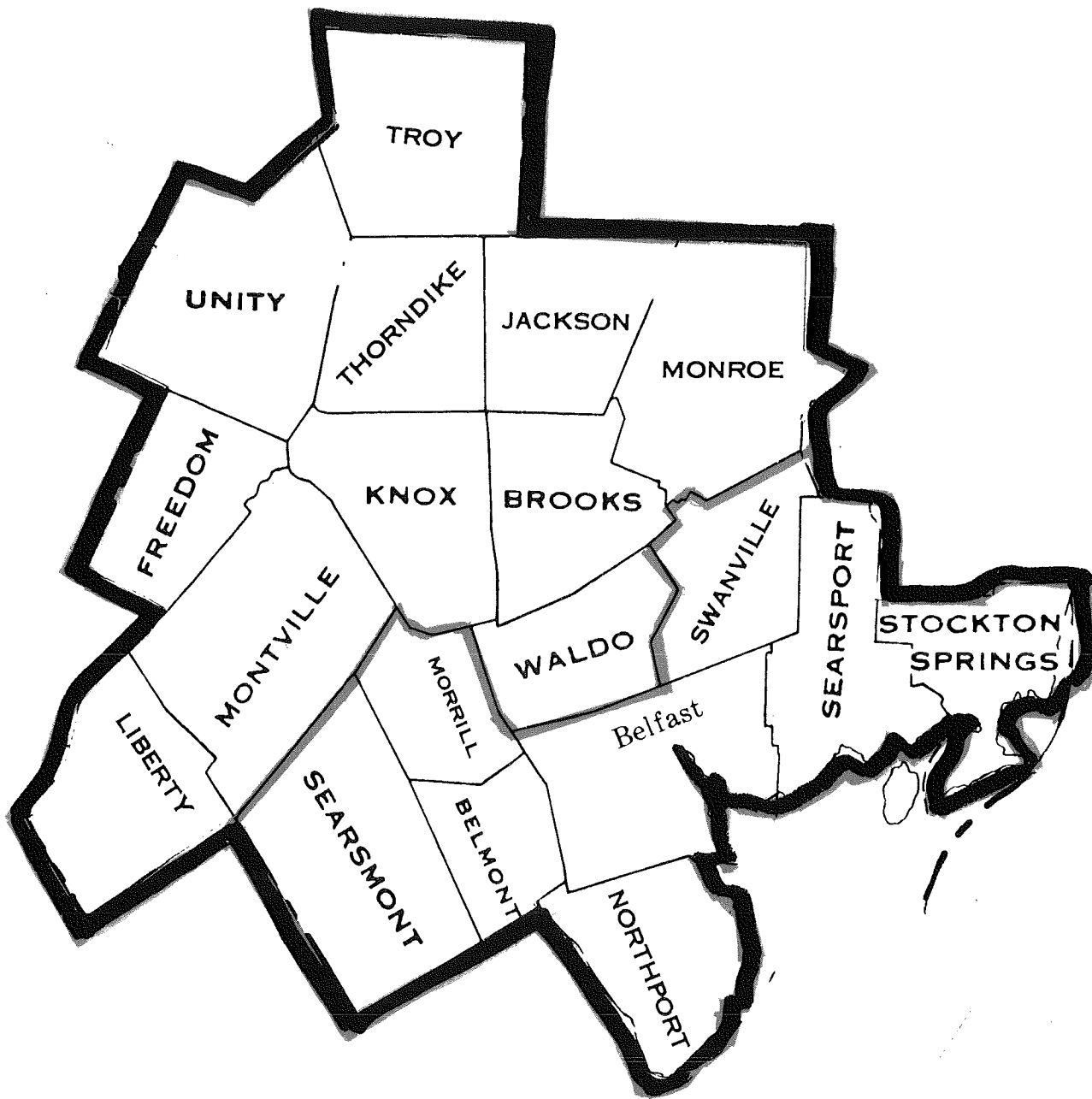
SAGADAHOC

<u>Town</u>	<u>Enrollment</u> <u>April 1, 1965</u>	
Arrowsic	39	
Bath	2,245	
Georgetown	65	
Phippsburg	285	
West Bath	157	
Woolwich	<u>385</u>	
		3,176



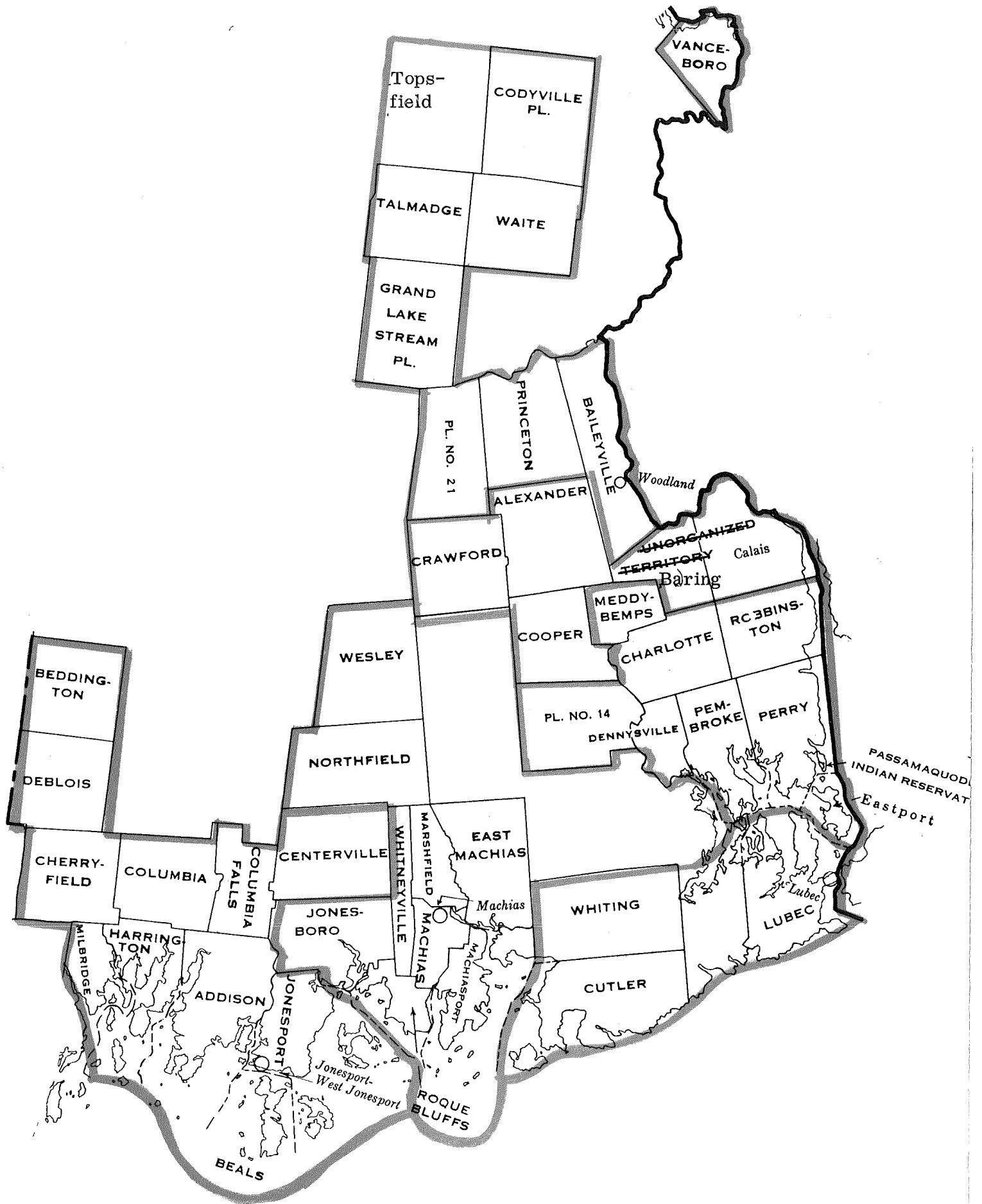
S O M E R S E T

<u>Town()</u>	<u>Enrollment</u> <u>April 1, 1965</u>	
Dennistown Plt.	3	
Jackman )	165	
Moose River )	<u>          </u>	168
Anson	651	
Brighton Plt.	11	
Embden	94	
Highland Plt.	7	
Madison	1,082	
Solon	140	
Starks	72	
New Portland	<u>171</u>	2,228
Athens	135	
Canaan	202	
Cornville	162	
Mercer	75	
Norridgewock	492	
Skowhegan	<u>1,980</u>	3,046
Burnham	172	
Detroit	179	
Pittsfield	<u>1,085</u>	1,436
Bingham )	523	
Caratunk )		
Moscow )		
The Forks Plt. )		
West Forks Plt. )		
Pleasant Ridge	<u>26</u>	549



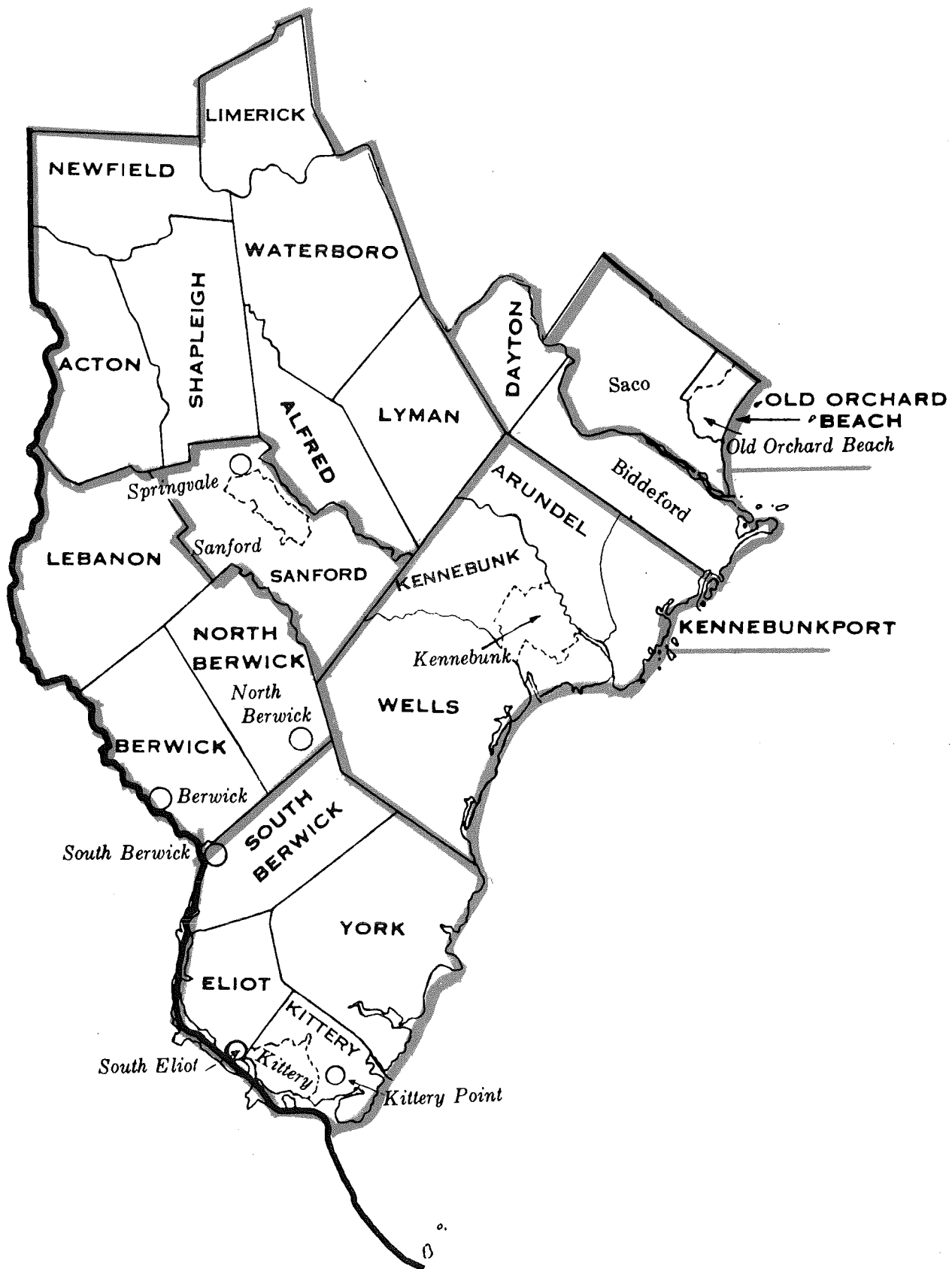
WALDO

<u>Town</u>	<u>Enrollment</u> <u>April 1, 1965</u>	
Brooks )	1,580	
Freedom )		
Jackson )		
Knox )		
Liberty )		
Monroe )		
Montville )		
Thorndike )		
Troy )		
Unity )		
Waldo )		
	<hr/>	1,580
Belfast )	1,985	
Searsmont )		
Northport )		
Swanville )		
Belmont	87	
Morrill	94	
Stockton Springs	239	
Searsport	<hr/>	2,988



WASHINGTON

<u>Town</u>	<u>Enrollment</u> <u>April 1, 1965</u>	<u>Town</u>	<u>Enrollment</u> <u>April 1, 1965</u>
Addison )	847	Vanceboro	<u>89</u>
Cherryfield )			89
Columbia )		Charlotte	53
Columbia Falls )		Dennysville	3
Harrington )		Eastport	512
Milbridge )		Meddybemps	19
Beals	128	No. 14 Plt.	12
Beddington	1	Pembroke	199
Centerville	4	Perry	113
Deblois	1	Robbinston	<u>76</u>
Jonesport	<u>334</u>		987
	1,315		
East Machias	277		
Jonesboro	87		
Machias	453		
Machiasport	232		
Marshfield	88		
Northfield	7		
Roque Bluffs	44		
Wesley	26		
Whitneyville	<u>62</u>		
	1,276		
Cutler	142		
Lubec	529		
Whiting	<u>85</u>		
	756		
Codyville Plt.	3		
Baileyville	533		
Grand Lake Stream Plt.	30		
No. 21 Plt.	11		
Princeton	213		
Talmadge	3		
Topsfield	59		
Waite	<u>21</u>		
	873		
Alexander	52		
Baring	41		
Calais	1,011		
Cooper	25		
Crawford	<u>9</u>		
	1,138		





YORK

<u>Town</u>	<u>Enrollment</u> <u>April 1, 1965</u>	
Acton	124	
Alfred	249	
Limerick	237	
Lyman	142	
Newfield	72	
Shapleigh	121	
Waterboro	<u>258</u>	1,203
Biddeford	2,065	
Dayton	<u>110</u>	2,175
Old Orchard Beach	1,156	
Saco	<u>2,574</u>	3,730
Berwick	819	
Lebanon	413	
North Berwick	<u>477</u>	1,709
Arundel	254	
Kennebunk	1,278	
Kennebunkport	458	
Wells	<u>851</u>	2,841
Eliot )	1,601	
South Berwick )		
Kittery	2,320	
York	<u>1,216</u>	5,137
Sanford	<u>2,660</u>	2,660