

MAINE STATE LEGISLATURE

The following document is provided by the
LAW AND LEGISLATIVE DIGITAL LIBRARY
at the Maine State Law and Legislative Reference Library
<http://legislature.maine.gov/lawlib>



Reproduced from scanned originals with text recognition applied
(searchable text may contain some errors and/or omissions)

LB
2326.5
.S76
2000

STATE OF MAINE
DEPARTMENT OF EDUCATION
POSTSECONDARY COMPLETIONS

2000



PREPARED BY KIMBERLY STOWERS
MARGRET CHASE SMITH CENTER INTERN

DEPARTMENT OF EDUCATION
AUGUST, 2001

INTRODUCTION

This document provides postsecondary completion data for awards/degrees conferred between July 1, 1999 and June 30, 2000 by each of Maine's public and private colleges and universities. The data is displayed as it relates to each of ten (10) award levels which vary as follows:

<u>AWARD LEVEL</u>	<u>AWARD DESCRIPTION</u>
01	Awards of less than 1 Academic year below the bachelor's level (less than 900 contact or clock hours)
02	Awards of at least but less than 2 academic years below the bachelor's level (at least 900 but less than 1800 contact or clock hours)
03	Associate's Degree
04	Awards of at least 2 but less than 4 academic years below the bachelor's level (at least 1800 but less than 3600 contact or clock hours)
05	Bachelor's Degree
06	Post baccalaureate Certificate
07	Master's Degree
08	Post- Master's Certificate
09	Doctor's Degree
10*	First Professional Degree

Figures are reported for public and private institutions, by gender, by racial/ethnic category, and by combined totals (Pages 1-68). The data for each award level is also displayed by Classification of Instructional Programs (CIP) codes. Utilizing CIP codes permits a consistency of meaning for reporting completions by program titles. The summary of awards/degrees totaled by award levels and by CIP codes (Pages 69-94) provides an indication of interest by program areas- what has been most sought and what has not. Composites of totals include a summary of the numbers of degrees awarded by each institution (Pages 66-68), a summary of the twenty highest completion rates by award level and fields of study (Pages 95-98).

The figures reported have been derived from the completions data submitted by each of Maine's degree-granting institutions in response to the Integrated Postsecondary Education Data Systems (IPEDS) surveys compiled annually for the National Center for Education Statistics (NCES). The completions survey is one of ten postsecondary education instruments administered through the Maine Department of Education in cooperation with the United States Department of Education. To date, NCES does not compile educational statistics for private businesses, trade and technical schools, hence, this document does not include completions data unique to Maine's Proprietary institutions.

During the 1999-2000 academic year a total of 3,790 men and 5,558 women, for a total of 9,348 individuals, graduated from Maine's Public and private colleges and universities at the associate, bachelor's and graduate levels. This total reflects a 3.07% increase over the 1998-1999 academic year when 3,539 men and 5,530 women, for a total of 9, 069 individuals, graduated from Maine's higher education institutions. Nearly 90% of the increase over the 1998-1999 academic year were in male graduates.

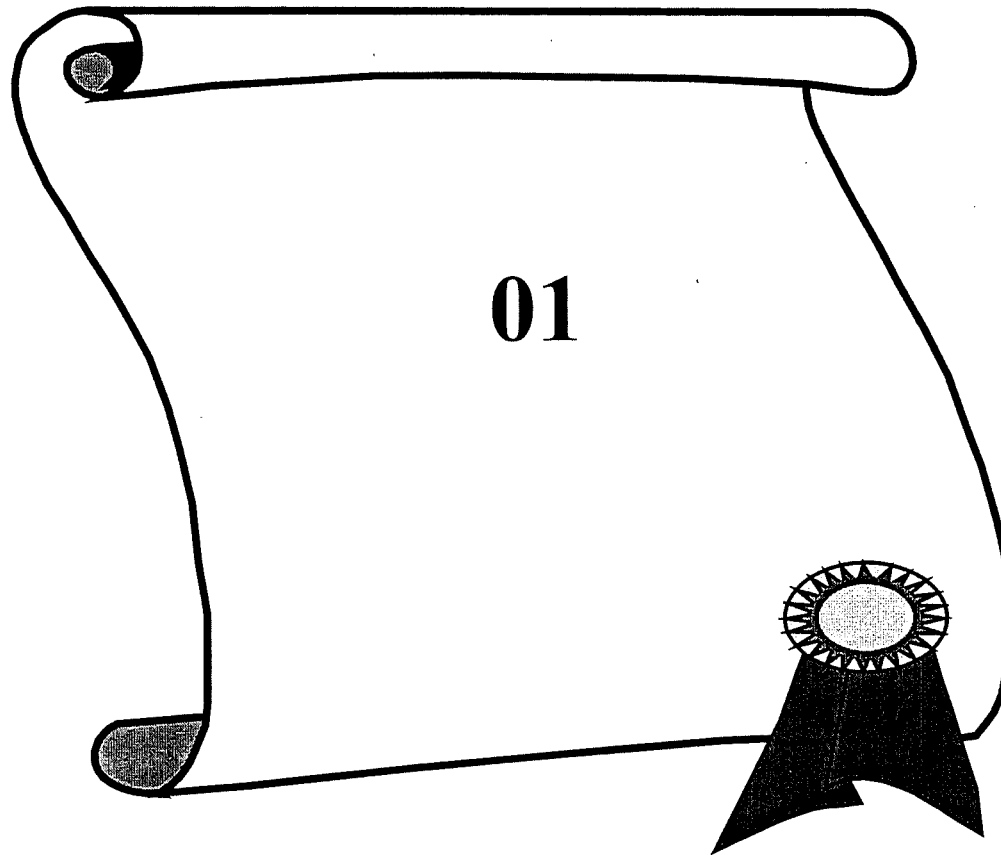
This document was prepared by Kimberly Stowers, a Margaret Chase Smith Center for Public Policy summer intern in the Department of Education. The Department acknowledges her valuable assistance and this contribution to higher education in Maine.

Harry Osgood
Higher Education Specialist

TABLE OF CONTENTS

Award Level 01	Page 1
Award Level 02	Page 2-7
Award Level 03	Page 8-22
Award Level 04	Page 23-24
Award Level 05	Page 25-53
Award Level 06	Page 54
Award Level 07	Page 55-61
Award Level 08	Page 62
Award Level 09	Page 63-64
Award Level 10	Page 65
Summary of Totals by Award Level: Maine Public Colleges and Universities	Page 66
Summary of Totals by Award Level: Maine Private Colleges and Universities	Page 67
Summary of Totals by Award Level: Maine Public and Private Colleges and Universities	Page 68
Summary of Award/Degrees By CIP Codes	Page 69-94
Summary of 20 Highest Completion Rates By Field of Study	Page 95-98

AWARD LEVEL

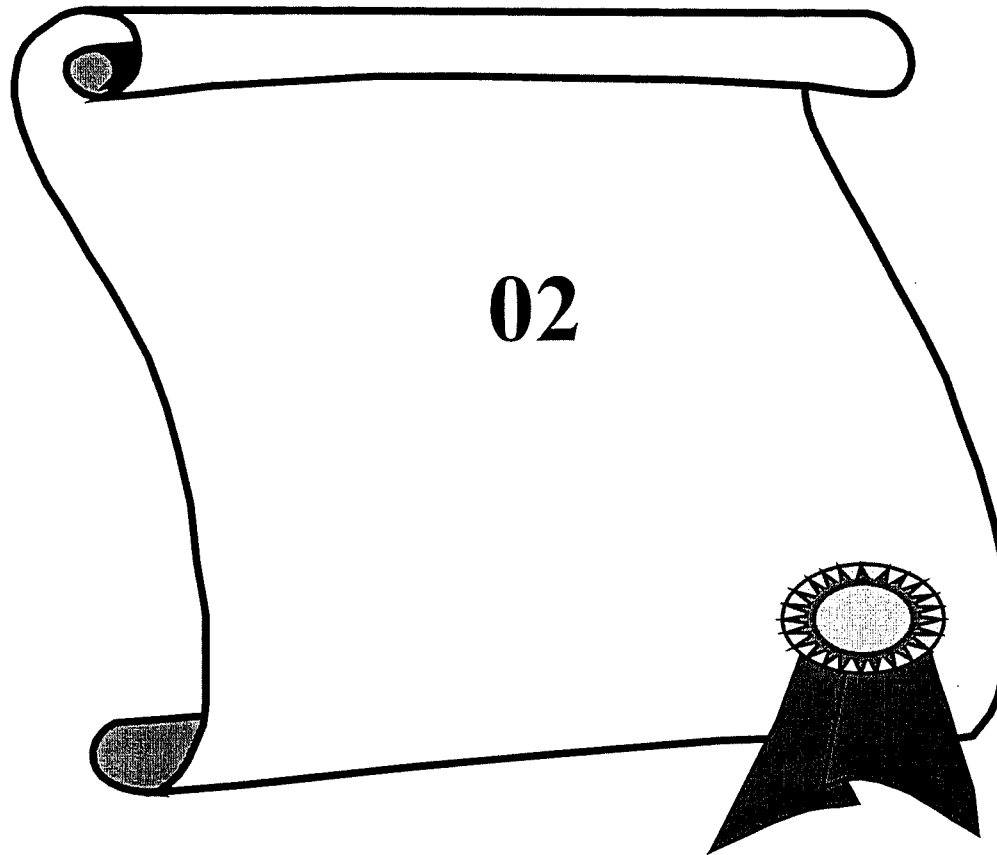


01: Awards of less than 1 academic year below the bachelor's level (less than 900 contact or clock hours)

**MAINE PUBLIC AND PRIVATE COLLEGES AND UNIVERSITIES
POSTSECONDARY COMPLETIONS
AWARDS/DEGREES CONFERRED BETWEEN JULY 1, 1999 AND JUNE 30, 2000**

INSTITUTIONS:	Award Level	Non Resident Alien	Black Non Hispanic		American Indian or Alaskan Native		Asian or Pacific Islander		Hispanic		White Non Hispanic		Race/Ethnicity Unknown		Grand Total All Students		
			M	F	M	F	M	F	M	F	M	F	M	F	M	F	
Eastern Maine Tech. College																	
46.0302																	
Electrician	01	0	0	0	0	0	0	0	0	0	0	1	1	0	0	1	1
<u>EMTC Degree Totals</u>	01	0	0	0	0	0	0	0	0	0	0	1	1	0	0	1	1
Mid State College																	
11.0101																	
Computer & Info. Sciences, Ge	01	0	0	0	0	0	0	0	0	0	0	2	0	0	0	2	0
11.0301																	
Data Processing Tech./Technici	01	0	0	0	0	0	0	0	0	0	0	1	0	0	0	1	0
22.0103																	
Paralegal/Legal Assistant	01	0	0	0	0	0	0	0	0	0	0	0	1	0	0	0	1
51.0708																	
Medical Transcription	01	0	0	0	0	0	0	0	0	0	0	0	5	0	0	0	5
<u>MSC Degree Totals</u>	01	0	0	0	0	0	0	0	0	0	0	3	6	0	0	3	6
<u>Public Totals</u>	01	0	0	0	0	0	0	0	0	0	0	1	1	0	0	1	1
<u>Private Totals</u>	01	0	0	0	0	0	0	0	0	0	0	3	6	0	0	3	6
<u>Total All Students</u>	01	0	0	0	0	0	0	0	0	0	0	4	7	0	0	4	7

AWARD LEVEL



02: Awards of at least 1 but less than 2 academic years below the bachelor's level (at least 900 but less than 1800 contact or clock hours)

**MAINE PUBLIC COLLEGES AND UNIVERSITIES
POSTSECONDARY COMPLETIONS
AWARDS/DEGREES CONFERRED BETWEEN JULY 1, 1999 AND JUNE 30, 2000**

INSTITUTIONS:	Award Level	Non Resident Alien		Black Non Hispanic		American Indian or Alaskan Native		Asian or Pacific Islander		Hispanic		White Non Hispanic		Race/Ethnicity Unknown		Grand Total All Students	
		M	F	M	F	M	F	M	F	M	F	M	F	M	F	M	F
University of Maine (Augusta)																	
51.0601																	
Dental Assistant	02	0	0	0	0	0	0	0	0	0	0	0	6	0	0	0	6
<u>UM Augusta Degree Totals</u>	02	0	0	0	0	0	0	0	0	0	0	6	0	0	0	6	

Central Maine Technical College

12.0503																	
Culinary Arts/Chef Training	02	0	0	0	0	0	0	0	0	0	0	2	1	2	0	4	1
15.0403																	
Electromechanical Tech/Tech	02	0	0	0	0	0	0	0	0	0	0	0	0	0	0	0	0
15.0405																	
Robotics Technology/Tech	02	0	0	0	0	0	0	0	0	0	0	1	0	0	0	1	0
15.0701																	
Occup Safety & Health T/T	02	0	0	0	0	0	0	0	0	0	0	0	1	1	0	1	1
15.1001																	
Construction/Bldg Tech/Tech	02	0	0	0	0	0	0	0	0	0	0	1	0	0	0	1	0
30.9999																	
Multi/Interdisciplinary Studies. O	02	0	0	0	0	0	0	0	0	0	0	0	1	0	0	0	1
48.0201																	
Graphic/Print Equip Oper Gen	02	0	0	0	0	0	0	0	0	0	0	2	1	0	0	2	1
48.0501																	
Machinist/Machine Tech	02	0	0	0	0	0	0	0	0	0	0	3	0	0	0	3	0
51.0708																	
Medical Transcription	02	0	0	0	0	0	0	0	0	0	0	0	4	0	0	0	4
51.1613																	
Practical Nurse (LPN Train)	02	0	0	0	0	0	0	0	0	0	0	0	3	0	0	0	3
52.0201																	
Business Admin & Mgmt Gen	02	0	0	0	0	0	0	0	0	0	0	1	0	0	0	1	0
52.0201																	
Admin. Asst/Secretarial Sci.	02	0	0	0	0	0	0	0	0	0	0	0	2	0	0	0	2
<u>CMTC Degree Totals</u>	02	0	0	0	0	0	0	0	0	0	0	10	13	3	0	13	13

INSTITUTIONS:

Award Level	Non Resident Alien	Black Non Hispanic	American Indian or Alaskan Native	Asian or Pacific Islander	Hispanic	White Non Hispanic	Race/Ethnicity Unknown	Grand Total All Students
-------------	--------------------	--------------------	-----------------------------------	---------------------------	----------	--------------------	------------------------	--------------------------

Eastern Maine Technical College

	M	F	M	F	M	F	M	F	M	F	M	F	M	F	M	F	
12.0599																	
Culinary Arts&Related Services	02	0	0	0	0	1	0	0	0	0	0	0	1	0	0	1	1
48.0508																	
Welder/Welding Tech	02	0	0	0	0	0	0	0	0	0	0	10	0	0	0	10	0
51.1613																	
Practical Nurse (LPN Train)	02	0	0	0	0	0	0	0	0	0	0	0	11	0			
<u>EMTC Degree Totals</u>	02	0	0	0	0	1	0	0	0	0	0	10	12	0	0	11	1

Kennebec Valley Technical College

24.0199																	
ib. Arts&Sci., Gen Studies&Hu	02	0	0	0	0	0	0	0	0	0	0	0	3	0	0	0	3
46.0302																	
Electrician	02	0	0	0	0	0	0	0	0	0	0	1	0	0	0	1	0
46.0302																	
Lineworker	02	0	0	0	0	0	0	0	0	0	0	32	0	0	0	32	0
47.0303																	
Industrial Maintenance Tech	02	0	0	0	0	0	0	0	0	0	0	1	1	0	0	1	1
51.0904																	
Emergency Medicine Tech/Tec	02	0	0	0	0	0	0	0	0	0	0	3	1	0	0	3	1
51.1613																	
Practical Nurse (LPN Train)	02	0	0	0	0	0	0	0	0	0	0	0	3	0	0	0	3
52.0401																	
Admin Asst/Sec Sci. Gen	02	0	0	0	0	0	0	0	0	0	0	0	3	0	0	0	3
3.0404																	
Forest Products Tech/Tech	02	0	0	0	0	0	0	0	0	0	0	31	6	0	0	31	6
<u>KVTC Degree Totals</u>	02	0	0	0	0	0	0	0	0	0	0	68	17	0	0	68	17

INSTITUTIONS:

Northern Maine Technical College

	Award Level	Non Resident Alien		Black Non Hispanic		American Indian or Alaskan Native		Asian or Pacific Islander		Hispanic		White Non Hispanic		Race/ Ethnicity Unknown		Grand Total All Students	
		M	F	M	F	M	F	M	F	M	F	M	F	M	F	M	F
46.0201																	
Carpenter	02	0	0	0	0	0	0	0	0	0	0	2	0	0	0	2	0
46.9999																	
Construction Trades Other	02	0	0	0	0	0	0	0	0	0	0	1	0	0	0	1	0
47.0603																	
Auto/Automotive Body Repair	02	0	0	0	0	0	0	0	0	0	0	3	0	0	0	3	0
47.0604																	
Auto Automotive Mech/Tech	02	0	0	0	0	0	0	0	0	0	0	2	0	0	0	2	0
47.0699																	
Veh/Mobil Equip Mech/ Rep Oth	02	0	0	0	0	0	0	0	0	0	0	2	0	0	0	2	0
48.0101																	
Drafting General	02	0	0	0	0	0	0	0	0	0	0	0	0	0	0	0	0
19.0706																	
Child Growth, care and Develop	02	0	0	0	0	0	0	0	0	0	0	0	0	0	0	0	0
46.0302																	
Electrician	02	0	0	0	0	0	0	0	0	0	0	0	0	0	0	0	0
46.0506																	
Plumber and Pipefitter	02	0	0	0	0	0	0	0	0	0	0	1	0	0	0	1	0
47.0104																	
Computer Installer and Repairer	02	0	0	0	0	0	0	0	0	0	0	0	0	0	0	0	0
47.0201																	
Heating, Air Cond. And Refriger	02	0	0	0	0	0	0	0	0	0	0	0	0	0	0	0	0
48.0506																	
Sheet Metal Worker	02	0	0	0	0	0	0	0	0	0	0	0	0	0	0	0	0
51.1613																	
Practical Nurse (LPN Train)	02	0	1	0	0	0	0	0	0	0	0	1	8	0	0	1	9
52.0408																	
General Office/Clerc. And Typin	02	0	0	0	0	0	0	0	0	0	0	1	1	0	0	1	1

Institution:

	Award Level		Non Resident Alien		Black Non Hispanic		American Indian or Alaskan Native		Asian or Pacific Islander		Hispanic		White Non Hispanic		Race/Ethnicity Unknown		Grand Total All Students	
	M	F	M	F	M	F	M	F	M	F	M	F	M	F	M	F	M	E
NMTC Cont																		
48.0506																		
Sheet Metal Worker	02	0	0	0	0	0	0	0	0	0	0	0	0	0	0	0	0	0
51.1613																		
Practical Nurse (LPN Train)	02	0	1	0	0	0	0	0	0	0	0	1	8	0	0	1	9	
52.0408																		
Gen Office/Clerk/Typing SVCS	02	0	0	0	0	0	0	0	0	0	0	1	1	0	0	1	1	
46.0302																		
Electrician	02	0	0	0	0	0	0	0	0	0	0	0	0	0	0	0	0	0
NMTC Degree Totals	02	0	1	0	0	0	0	0	0	0	0	13	9	0	0	13	10	

Southern Maine Technical College

15.0507																		
Environ & Pollution Ctrl T/T	02	0	0	0	0	0	0	0	0	0	0	0	0	0	0	0	0	0
24.0199																		
Lib Arts, Sci/Gen St Hum Oth	02	0	0	0	0	0	0	0	0	0	0	0	0	0	0	0	0	0
43.0201																		
Fire Protection/Safety T/T	02	0	0	0	0	0	0	0	0	0	0	2	0	0	0	2	0	
46.0501																		
Plumber & Pipe Fitter	02	0	0	0	0	0	0	0	0	0	0	0	0	0	0	0	0	0
47.0201																		
Heating/Ac/Refrig/Mech/Rep	02	0	0	0	0	0	0	0	0	0	0	11	0	0	0	11	0	
48.0101																		
Drafting General	02	0	0	1	0	0	0	0	0	0	0	2	0	0	0	3	0	
51.0708																		
Medical Transcription	02	0	0	0	0	0	0	0	0	0	0	1	0	0	0	1	0	
51.0801																		
Medical Assistant	02	0	0	0	0	0	0	0	0	0	0	0	0	0	0	0	0	0
51.1613																		
Practical Nurse (LPN Train)	02	0	0	0	0	0	1	0	0	0	0	0	11	0	2	0	14	
50.0801																		
Film/Video and Photo Arts	02	0	0	0	0	0	0	0	0	0	0	0	0	0	1	0	1	
SMTC Degree Totals	02	0	0	1	0	0	1	0	0	0	0	16	11	0	3	17	15	

INSTITUTIONS:

	Award Level	Non Resident Alien		Black Non Hispanic		American Indian or Alaskan Native		Asian or Pacific Islander		Hispanic		White Non Hispanic		Race/Ethnicity Unknown		Grand Total All Students	
		M	F	M	F	M	F	M	F	M	F	M	F	M	F	M	F
Washington County Tech College																	
12.0504																	
Food & Bev/Restaurant Op Mgr	02	0	0	0	0	0	0	0	0	0	0	1	4	0	0	1	4
24.0194																	
Liberal Arts & Gen. Studies	02	0	0	0	0	0	0	0	0	0	0	0	1	0	0	0	1
46.0201																	
Carpenter	02	0	0	0	0	0	0	0	0	0	0	4	0	0	0	4	0
46.0302																	
Electrician	02	0	0	0	0	0	0	0	0	0	0	11	1	0	0	11	1
46.0501																	
Plumber & Pipe Fitter	02	0	0	0	0	0	0	0	0	0	0	5	0	0	0	5	0
47.0201																	
Heating/Ac/Refrig Mech/Rep	02	0	0	0	0	0	0	0	0	0	0	6	0	0	0	6	0
47.0604																	
Auto/Automotive Mech/Tech	02	0	0	0	0	0	0	0	0	0	0	2	1	0	0	2	1
47.0605																	
Diesel Engine Mech/Repair	02	0	0	0	0	0	0	0	0	0	0	10	0	0	0	10	0
48.0508																	
Welder/Welding Tech	02	0	0	0	0	0	0	0	0	0	0	10	0	0	0	10	0
48.9999																	
Precision Prod. Trades, Oth	02	0	0	0	0	0	0	0	0	0	0	10	1	0	0	10	1
49.0202																	
Construction Equip Operator	02	0	0	0	0	1	0	0	0	0	0	5	1	0	0	6	1
49.0306																	
Marine Maint & Ship Repairer	02	0	0	0	0	0	0	0	0	0	0	7	0	0	0	7	0
52.0404																	
Medical Admin Asst/Secretary	02	0	0	0	0	0	0	0	0	0	1	0	9	0	0	0	10
52.1299																	
Bus Info & Data Proc Svcs Oth	02	0	0	0	0	0	2	0	0	0	0	0	4	0	0	0	6
47.0302																	
Heavy Equip. Maintenance	02	0	0	0	0	0	0	0	0	0	0	8	1	0	0	8	1
WCTC Degree Totals	02	0	0	0	0	1	2	0	0	0	1	79	23	0	0	80	26

York County Technical College

52.1201																	
Mgt Info Sys/Bus Data Proc Ge	02	0	0	0	0	0	0	0	0	0	0	0	0	0	1	0	1
52.1299																	
Bus Info & Data Proc Svcs Oth	02	0	0	0	0	0	0	0	0	0	0	0	0	0	2	0	2
19.0706																	
Child Growth/Care Studies	02	0	0	0	0	0	0	0	0	0	0	0	0	1	0	1	0
YCTC Degree Totals	02	0	0	0	0	0	0	0	0	0	0	0	0	1	3	1	3

PUBLIC TOTALS

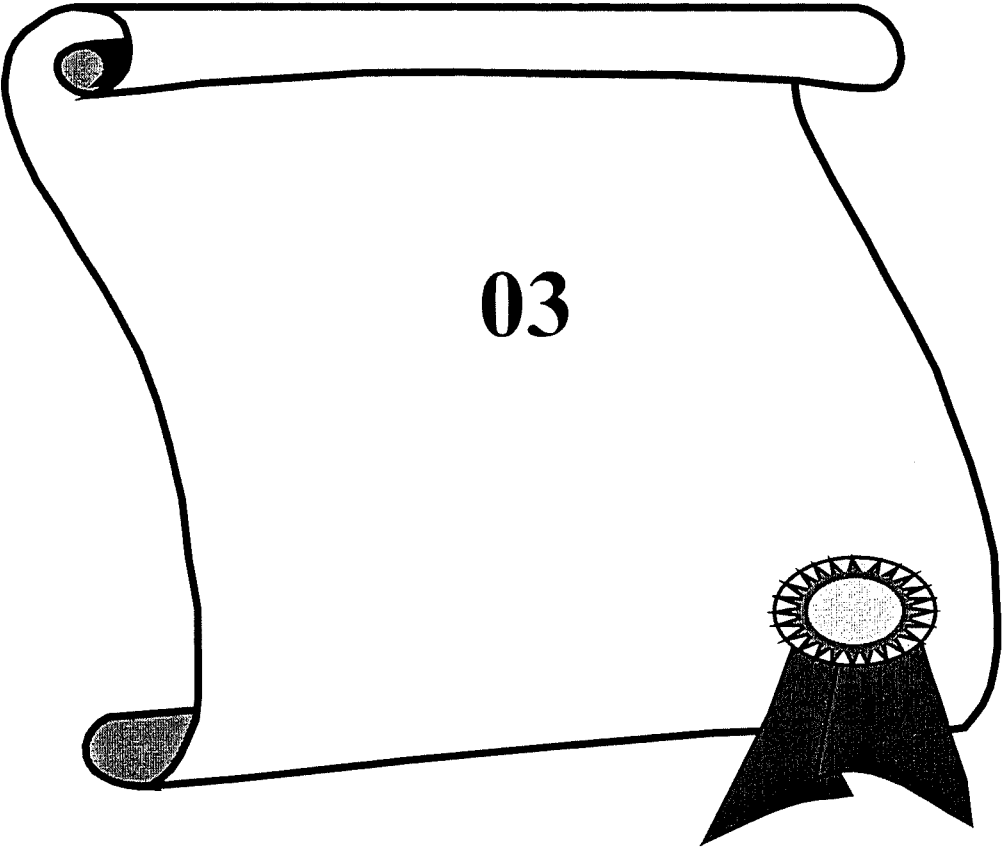
02	0	3	2	0	4	6	0	0	0	2	394	191	7	9	407	189
-----------	----------	----------	----------	----------	----------	----------	----------	----------	----------	----------	------------	------------	----------	----------	------------	------------

**MAINE PRIVATE COLLEGES AND UNIVERSITIES
POSTSECONDARY COMPLETIONS
AWARDS/DEGREES CONFERRED BETWEEN JULY 1, 1999 AND JUNE 30, 2000**

INSTITUTIONS:

Award Level	Non Resident Alien		Black Non Hispanic		American Indian or Alaskan Native		Asian or Pacific Islander		Hispanic		White Non Hispanic		Race/Ethnicity Unknown		Grand Total All Students		
	M	F	M	F	M	F	M	F	M	F	M	F	M	F	M	F	
Andover College																	
22.0103																	
Paralegal/Legal Assistant	02	0	0	0	0	0	0	0	0	0	0	5	0	0	2	5	
<i>Andover College Degree Totals</i>	02	0	0	0	0	0	0	0	0	0	0	5	0	0	2	5	
Beal College																	
22.0103																	
Paralegal/Legal Assistant	02	0	0	0	0	0	0	0	0	0	1	0	0	0	1	0	
52.0101																	
Business, General	02	0	0	0	0	0	0	0	0	0	0	1	0	0	0	1	
52.0201																	
Business Admin & Mgmt Gen	02	0	0	0	0	0	0	0	0	0	0	1	0	0	0	1	
52.0401																	
Admin Asst/ Sec Sci Gen	02	0	0	0	0	0	0	0	0	0	0	4	0	0	0	4	
<i>Beal College Degree Totals</i>	02	0	0	0	0	0	0	0	0	0	1	6	0	0	1	6	
PUBLIC TOTALS	02	0	261	13	0	4	6	0	0	0	2	394	191	8	12	408	192
PRIVATE TOTALS	02	0	0	0	0	0	0	0	0	0	0	1	11	0	0	3	11
TOTAL ALL STUDENTS	02	0	39	13	0	4	6	0	0	0	2	395	202	8	12	411	203

AWARD LEVEL



03: Associate's Degree

**MAINE PUBLIC COLLEGES AND UNIVERSITIES
POSTSECONDARY COMPLETIONS
AWARDS/DEGREES CONFERRED BETWEEN JULY 1, 1999 AND JUNE 30, 2000**

INSTITUTIONS:

	Award Level	Non Resident Alien		Black Non Hispanic		American Indian or Alaskan Native		Asian or Pacific Islander		Hispanic		White Non Hispanic		Race/Ethnicity Unknown		Grand Total All Students	
		M	F	M	F	M	F	M	F	M	F	M	F	M	F	M	F
Maine Maritime Academy																	
52.0799																	
Enterprise Mgmt & Oper Other	03	0	0	0	0	0	0	0	0	0	0	6	3	0	0	6	3
<u>MMA Degree Totals</u>	03	0	0	0	0	0	0	0	0	0	0	6	3	0	0	6	3
University of Maine (Orono)																	
2.0299																	
Animal Sciences, Other	03	0	0	0	0	0	0	0	0	0	0	0	1	0	0	0	1
<u>UM Orono Degree Totals</u>	03	0	0	0	0	0	0	0	0	0	0	0	1	0	0	0	1
University of Maine (Augusta)																	
04.0201																	
Architechure	03	0	0	0	0	0	0	0	0	0	0	1	0	0	0	1	0
11.0101																	
Computer & Info Science Gen	03	0	0	0	0	0	0	0	0	0	0	13	5	0	0	13	5
24.0101																	
Lib Arts Sci/Lib Studies	03	0	0	0	0	0	2	0	0	0	0	5	13	0	0	5	15
24.0102																	
General Studies	03	0	0	0	1	0	0	0	0	0	0	8	48	0	0	8	49
25.0301																	
Library Assistant	03	0	0	0	0	0	0	0	0	0	0	0	10	0	0	0	10
43.0104																	
Criminal Justice Studies	03	0	0	0	0	1	0	0	0	0	0	8	14	0	0	9	14
43.0107																	
Law Enforcement/Police Sci	03	0	0	0	0	0	1	0	0	0	0	5	6	0	0	5	7
50.0605																	
Photography	03	0	0	0	0	0	0	0	0	0	0	2	0	0	0	2	0

INSTITUTIONS:

UM Augusta Cont.

50.0799
 Fine Arts & Art Studies Oth
 50.0901
 Music General
 51.0799
 Health & Med Admin Svcs Oth
 51.1005
 Medical Technology
 51.1502
 Psych/Mental Health Svc Tech
 51.1601
 Nursing (RN Training)
 52.0101
 Business General
 51.0602
 Dental Hygienist
 51.0808
 Vet Asst./Animal Health Tech.
 52.0803
 Bank and Fin. Support Services
 52.0902
 Hotel/Motel and Rest. Manag.
UM Augusta Degree Totals

Award Level	Non Resident Alien		Black Non Hispanic		American Indian or Alaskan Native		Asian or Pacific Islander		Hispanic		White Non Hispanic		Race/Ethnicity unknown		Grand Total All Students	
	M	F	M	F	M	F	M	F	M	F	M	F	M	F	M	F
03	0	0	0	0	0	0	0	0	0	0	0	1	0	0	0	1
03	0	0	0	0	0	0	0	0	0	0	3	0	0	0	3	0
03	0	0	0	0	0	0	0	0	0	0	0	10	0	0	0	10
03	0	0	0	0	0	0	0	0	0	0	0	4	0	0	0	4
03	0	0	0	0	0	1	0	0	0	0	7	72	0	0	7	73
03	0	0	0	0	0	3	0	0	0	0	6	47	0	0	6	50
03	0	0	0	0	0	2	0	0	0	0	10	37	0	0	10	39
03	0	0	0	0	0	0	0	0	0	0	0	22	0	0	0	22
03	0	0	0	0	0	0	0	0	0	0	2	18	0	0	2	18
03	0	0	0	0	0	0	0	0	0	0	0	1	0	0	0	1
03	0	0	0	0	0	0	0	0	0	0	1	1	0	0	1	1
03	0	0	0	1	1	9	0	0	0	0	68	289	0	0	69	299

UNIVERSITY OF MAINE(Fort Kent)

24.0101
 Lib Arts Sci/Lib Studies
UMFK Degree Totals

	M	F	M	F	M	F	M	F	M	F	M	F	M	F	M	F
03	2	2	0	0	0	1	0	0	0	0	10	16	0	0	12	19
03	2	2	0	0	0	1	0	0	0	0	10	16	0	0	12	19

Intitutions:

	Award Level	Non Resident Alien		Black Non Hispanic		American Indian or Alaskan Native		Asian or Pacific Islander		Hispanic		White Non Hispanic		Race/Ethnicity unknown		Grand Total All Students	
		M	F	M	F	M	F	M	F	M	F	M	F	M	F	M	F
University of Maine (Machias)																	
20.0201																	
Child Care/Guide Wkr/Mgr Gen	03	0	0	0	0	0	0	0	0	0	0	0	3	0	0	0	3
24.0101																	
Lib Arts. Sci/Lib Studies	03	0	0	0	0	0	0	0	0	0	0	1	4	0	0	1	5
31.0301																	
Parks/Rec/Leisure Facils Mgt	03	0	1	0	0	1	0	0	0	0	0	1	1	0	0	2	2
52.0301																	
Accounting	03	0	0	0	0	0	0	0	0	0	0	1	3	0	0	1	3
52.0401																	
Admin Asst/Sec Sci Gen	03	0	0	0	0	0	1	0	0	0	0	0	7	0	0	0	8
52.1201																	
Mgt. InfoSys/Bus DataProc Gen	03	0	0	0	0	0	0	0	0	0	0	0	1	0	0	0	1
52.0701																	
Enterprise Manag. And Operat.	03	0	0	0	0	0	0	0	0	0	0	3	2	0	0	3	2
<u>UMM Degree Totals</u>	03	0	1	0	0	1	1	0	0	0	0	3	19	0	0	4	21
University of Maine (Presque Isle)																	
24.0101																	
Lib Arts Sci/Lib Studies	03	1	0	0	0	0	0	1	0	0	0	2	6	0	0	4	6
43.0104																	
Criminal Justice Studies	03	0	0	0	1	0	0	0	0	0	0	7	5	0	0	7	6
31.0101																	
Parks, Rec, & Leisure Stud	03	0	0	0	0	0	0	0	0	0	0	2	1	0	0	2	1
51.1004																	
Medical Laboratory Tech	03	0	0	0	0	0	0	0	0	0	0	0	1	0	0	0	1
<u>UMPI Degree Totals</u>	03	1	0	0	1	0	0	1	0	0	0	11	13	0	0	13	14
University of Southern Maine																	
24.0101																	
Lib Arts Sci/Lib Studies	03	0	0	0	1	0	0	0	0	0	0	5	29	0	0	5	30
51.2309																	
Recreational Therapy	03	0	0	0	0	0	0	0	0	0	0	1	7	0	0	1	7
52.0201																	
Business Admin & Mgmt Gen	03	0	0	0	0	1	0	0	0	0	0	13	19	0	0	14	19
<u>USM Degree Totals</u>	03	0	0	0	1	1	0	0	0	0	0	19	55	0	0	20	56

INSTITUTIONS:

Central Maine Technical College

	Award Level	Non Resident Alien		Black Non Hispanic		American Indian or Alaskan Native		Asian or Pacific Islander		Hispanic		White Non Hispanic		Race/Ethnicity Unknown		Grand Total All Students	
		M	F	M	F	M	F	M	F	M	F	M	F	M	F	M	F
15.0101																	
Architectural Eng Tech/Tech	03	0	0	0	0	0	0	0	0	0	0	5	1	0	1	5	2
15.0403																	
Eltromechanical Tech/Tech	03	0	0	0	0	0	0	0	0	0	0	8	0	0	1	8	1
15.0701																	
Occup Safety & Health T/T	03	0	0	0	0	0	0	0	0	0	0	3	3	0	0	3	3
15.1001																	
Construction/Bldg Tech/Tech	03	0	0	0	0	0	0	0	0	0	0	2	0	0	0	2	0
24.0199																	
Lib Arts, Sci/Gen St Hum Oth	03	0	0	0	0	0	0	0	0	0	0	0	0	0	0	0	0
30.9999																	
Multi/Interdisc Studs Other	03	0	0	0	0	0	0	0	0	1	0	7	2	0	1	8	3
47.0604																	
Auto/Automotive Mech/Tech	03	0	0	0	0	0	0	0	0	0	0	16	2	3	1	19	3
48.0105																	
Mechanical Drafting	03	0	0	0	0	0	0	0	0	0	0	1	1	0	0	1	1
48.0201																	
Graphic Print Equip Oper Gen	03	0	0	0	0	0	0	0	0	0	0	9	11	2	1	11	12
48.0501																	
Machinist/Machine Tech	03	0	0	0	0	0	0	0	0	0	0	12	0	2	0	14	0

INSTITUTIONS:

	Award Level	Non Resident Alien		Black Non Hispanic		American Indian or Alaskan Native		Asian or Pacific Islander		Hispanic		White Non Hispanic		Race/Ethnicity Unknown		Grand Total All Students	
		M	F	M	F	M	F	M	F	M	F	M	F	M	F	M	F
CMTC Cont.																	
51.0907																	
Medical Radiologic Tech/Tech	03	0	0	0	0	0	0	0	0	0	0	1	7	0	1	1	8
51.1004																	
Medical Laboratory Tech/Tech	03	0	0	0	0	0	0	0	0	0	0	1	2	0	1	1	3
51.1601																	
Nursing (RN Training)	03	0	0	0	0	0	0	0	0	0	0	1	16	0	1	1	17
52.0201																	
Business Admin & Mgmt Gen	03	0	0	0	0	0	1	0	0	0	0	11	13	1	2	12	16
52.0302																	
Accounting Technician	03	0	0	0	0	0	0	0	0	0	0	1	1	0	2	1	3
52.0401																	
Admin Ass/Sec Sci Gen	03	0	0	0	0	0	0	0	0	0	0	0	3	0	1	0	4
10.0199																	
Communications technol./tech.	03	0	0	0	0	0	0	0	0	0	0	4	0	4	0	8	0
15.0805																	
Mechanical Engineering/Mech.	03	0	0	0	0	0	0	0	0	0	0	2	0	0	0	2	0
19.0706																	
Child Growth, Care & Develop.	03	0	0	0	0	0	0	0	0	0	0	0	2	0	0	0	2
47.0104																	
Compter Installer and Repairer	03	0	0	0	0	0	1	0	0	1	0	14	5	2	1	17	0
CMTC Degree Totals	03	0	0	0	0	0	2	0	0	2	0	98	69	14	14	114	85

Eastern Maine Tech. College

12.0599																	
Culinary Arts/Rel Svcs, Oth	03	0	0	0	0	0	0	0	0	0	0	4	3	0	0	4	3
15.0303																	
Elect/Electron/Comm Eng T/T	03	0	0	0	0	0	0	0	0	0	0	5	0	0	0	5	0
15.0399																	
Elect/Elect Eng Rel T/T Other	03	0	0	0	0	0	0	0	0	0	0	3	0	0	0	3	0
15.1001																	
Construction/Bldg Tech/Tech	03	0	0	0	0	0	0	0	0	0	0	4	0	0	0	4	0
30.9999																	
Multi/Interdisc Studs Other	03	0	0	0	0	0	0	0	0	0	0	3	4	0	0	3	4
47.0201																	
Heating/AC/Refrig Mech/Rep	03	0	0	0	0	0	0	0	0	0	0	3	0	0	0	3	0
48.0501																	
Machinist/Machine Tech	03	0	0	0	0	0	0	0	0	0	0	6	0	0	0	6	0
48.0508																	
Welder/Welding Tech	03	0	0	0	0	0	0	0	0	0	0	10	0	0	0	10	0
51.0907																	
Medical Radiologic Tech/Tech	03	0	0	0	0	1	0	0	0	0	0	3	4	0	0	4	4

INSTITUTIONS:

	Award Level		Non Resident Alien		Black Non Hispanic		American Indian or Alaskan Native		Asian or Pacific Islander		Hispanic		White Non Hispanic		Race/Ethnicity Unknown		Grand Total All Students	
	M	F	M	F	M	F	M	F	M	F	M	F	M	F	M	F	M	F
EMTC Cont																		
51.1004																		
Medical Laboratory Tech	03	0	0	0	0	0	0	0	0	0	0	0	3	0	0	0	0	3
51.1601																		
Nursing (RN Training)	03	0	0	0	0	0	0	0	0	0	0	3	22	0	0	3	22	
52.0201																		
Business Admin & Mgmt Gen	03	0	0	0	0	0	0	0	0	0	1	6	19	0	0	6	20	
47.0699																		
Veh/Mobil Equip Mech/Rep Oth	03	0	0	0	0	0	0	0	0	0	0	2	0	0	0	2	0	
52.0401																		
Admin Asst/Sec Sci Gen	03	0	0	0	0	0	0	0	0	0	0	1	5	0	0	1	5	
46.9999																		
Construction Trades, Other	03	0	0	0	0	0	0	0	0	0	0	0	0	0	0	0	0	
47.0302																		
Heavy Equipment Main. And Re	03	0	0	0	0	0	0	0	0	0	0	0	0	0	0	1	0	
EMTC Degree Totals	03	0	0	0	0	0	1	0	0	0	1	54	60	0	0	55	61	
Kennebec Valley Tech. College																		
3.0404																		
Forest Products Tech/Tech	03	0	0	0	0	0	0	0	0	0	0	12	1	0	0	12	1	
13.1501																		
Teacher Asst/Aide	03	0	0	0	0	0	0	0	0	0	0	0	18	0	0	0	18	
15.0303																		
Elect/Electron/Comm Eng T/T	03	0	0	0	0	0	0	0	0	0	0	13	0	0	0	13	0	
41.0101																		
Bioscience Technology	03	0	0	0	0	0	0	0	0	0	0	1	4	0	0	1	4	
46.0302																		
Electrician	03	0	0	0	0	0	0	0	0	0	0	21	1	0	0	21	1	
51.0707																		
Medical Records Tech/Tech	03	0	0	0	0	0	0	0	0	0	0	0	5	0	0	0	5	
51.0806																		
Physical Therapy Assistant	03	0	0	0	0	0	0	0	0	0	0	1	7	0	0	1	7	
51.0904																		
Emergency Medicine Tech/Tec	03	0	0	0	0	0	0	0	0	0	0	1	0	0	0	1	0	
51.0907																		
Medical Radiologic Tech/Tech	03	0	0	0	0	0	0	0	0	0	0	0	0	0	0	0	0	
51.0908																		
Respiratory Therapy Tech	03	0	0	0	0	0	0	0	0	0	0	5	4	0	0	5	4	
51.1601																		
Nursing (RN Training)	03	0	0	0	0	0	0	0	0	0	0	1	15	0	0	1	15	

INSTITUTIONS:

	Award Level	Non Resident Alien		Black Non Hispanic		American Indian or Alaskan Native		Asian or Pacific Islander		Hispanic		White Non Hispanic		Race/Ethnicity Unknown		Grand Total All Students	
		M	F	M	F	M	F	M	F	M	F	M	F	M	F	M	F
KVTC Cont																	
52.0302																	
Accounting Technician	03	0	0	0	0	0	0	0	0	0	0	0	9	0	0	0	9
52.0401																	
Admin Asst/Sec Sci Gen	03	0	0	0	0	0	0	0	0	0	0	0	5	0	0	0	5
52.0403																	
Legal Admin Asst/Secretary	03	0	0	0	0	0	0	0	0	0	0	0	2	0	0	0	2
52.0404																	
Medical Admin Asst/Secretary	03	0	0	0	0	0	0	0	0	0	0	0	7	0	0	0	7
52.1401																	
Bus Marketing & Marketing Mg	03	0	0	0	0	0	0	0	0	0	0	4	5	0	0	4	5
51.0801																	
Medical Assistant	03	0	0	0	0	0	0	0	0	0	0	0	7	0	0	0	7
51.0803																	
Occupational Therapy Asst	03	0	0	0	0	0	0	0	0	1	0	0	9	0	0	1	9
30.9999																	
Multi/Interdisciplinary Studies	03	0	0	0	0	0	0	0	0	0	0	1	0	0	0	1	0
46.9999																	
Construction Trades	03	0	0	0	0	0	0	0	0	0	0	0	2	0	0	0	2
KVTC Degree Totals	03	0	0	0	0	0	0	0	0	1	0	60	97	0	0	61	97
Northern Maine Tech. College																	
01.0101																	
Agri Business & Mgmt Gen	03	0	0	0	0	0	0	0	0	0	0	1	1	0	0	1	1
11.0201																	
Computer Programming	03	1	0	0	0	0	0	0	0	0	0	7	0	0	0	8	0
15.0303																	
Elect/Electron/Comm Eng T/T	03	0	0	0	0	0	0	0	0	0	0	1	2	0	0	1	2
15.0404																	
Instrumentation Tech/Tech	03	0	0	0	0	0	0	0	0	0	0	1	0	0	0	1	0
24.0199																	
Lib Arts Sci/Gen St Hum Other	03	0	0	0	0	0	0	0	0	0	0	0	0	0	0	0	0
46.0201																	
Carpenter	03	0	0	0	0	0	0	0	0	0	0	1	1	0	0	1	1

INSTITUTIONS:

	Award Level	Non Resident Alien		Black Non Hispanic		American Indian or Alaskan Native		Asian or Pacific Islander		Hispanic		White Non Hispanic		Race/ Ethnicity Unknown		Grand Total All Students	
		M	F	M	F	M	F	M	F	M	F	M	F	M	F	M	F
NMTC Cont																	
46.0302																	
Electrician	03	0	0	0	0	0	0	0	0	0	0	2	0	0	0	2	0
47.0104																	
Computer Install & Repair	03	0	0	0	0	0	0	1	0	0	0	6	0	0	0	7	0
47.0603																	
Auto/Automotive Body Repair	03	0	0	0	0	0	0	0	0	0	0	1	0	0	0	1	0
47.0604																	
Auto/Automotive Mech/Tech	03	0	0	0	0	0	0	0	0	0	0	3	1	1	0	4	1
48.0101																	
Drafting General	03	0	0	0	0	0	0	0	0	0	0	2	1	0	0	2	1
48.0506																	
Sheet Metal Worker	03	0	0	0	0	0	0	0	0	0	0	1	0	0	0	1	0
51.1601																	
Nursing (RN Training)	03	0	3	0	0	0	0	0	0	0	0	1	13	0	0	1	16
52.0201																	
Business Admin & Mgmt Gen	03	1	0	0	0	0	0	0	0	0	0	6	6	1	0	8	6
52.0302																	
Accounting Technician	03	1	1	0	0	0	0	0	0	0	0	0	6	0	0	1	7
52.0402																	
Executive Assistant/Secretary	03	0	0	0	0	0	2	0	0	0	0	0	4	0	0	0	6
52.0403																	
Legal Admin Asst/Secretary	03	0	0	0	0	0	0	0	0	0	0	0	1	0	0	0	1
52.0404																	
Medical Admin Asst/Secretary	03	0	0	0	0	0	0	0	0	0	0	0	7	0	0	0	7
52.1201																	
Mgt Infosys/Bus Data Proc Gen	03	0	0	0	0	0	0	0	0	0	0	2	4	0	0	2	4

INSTITUTIONS:

	Award Level	Non Resident Alien	Black Non Hispanic		American Indian or Alaskan Native		Asian or Pacific Islander		Hispanic		White Non Hispanic		Race/Ethnicity Unknown		Grand Total All Students		
			M	F	M	F	M	F	M	F	M	F	M	F	M	F	
NMTC Cont																	
52.0205																	
Operations Mgmt, Supervision	03	0	0	0	0	0	0	0	0	0	0	1	2	0	0	1	2
52.1204																	
Information Tech	03	0	0	0	0	0	1	0	0	0	0	3	1	0	0	3	2
46.9999																	
Construction Trades, Other	03	0	0	0	0	0	0	0	0	0	0	1	0	0	0	1	0
19.0706																	
Child Growth, Care & Develop.	03	0	0	0	0	0	0	0	0	0	0	0	0	0	0	0	0
24.0102																	
General Studies	03	0	0	0	0	0	0	0	0	0	0	0	0	0	0	0	0
30.9999																	
Mult/Interdisciplinary Studies	03	0	0	0	0	0	0	0	0	0	0	0	0	0	1	0	1
47.0699																	
Vehicle&Mob. Equip.Mech&Rep	03	0	0	0	0	0	0	0	0	0	0	1	0	1	0	2	0
51.0904																	
Emergency Medical Tech.	03	0	0	0	0	0	0	0	0	0	0	1	0	0	0	1	0
52.1204																	
Business Systems Net. And Tel	03	0	0	0	0	0	0	0	0	0	0	0	0	0	0	0	0
NMTC Degree Totals	03	4	4	0	0	0	3	1	0	0	0	39	55	5	1	49	63
Southern Maine Tech. College																	
01.0601																	
Horticult Svcs Oper/Mgmt Gen	03	0	0	0	0	0	0	0	0	0	0	5	7	0	1	5	8
13.1204																	
Pre Elem/EC/Kindergn Tchr Ed	03	0	0	0	0	0	0	0	0	0	0	0	9	0	0	0	9
15.0301																	
Computer Eng Tech/Tech	03	0	0	3	0	0	1	0	1	0	0	29	7	5	1	37	10
15.0303																	
Elect/Electron/Comm Eng T/T	03	1	0	1	0	0	0	0	0	0	0	10	1	3	0	15	1
15.0599																	
Environ Ctrl Tech/Tech Other	03	0	0	0	0	0	0	0	0	0	0	3	0	0	0	3	0
20.0401																	
Institution Food Wkr/Adm Gen	03	0	0	0	0	0	0	0	0	0	0	18	14	2	1	20	15
20.0404																	
Dietician Assistant	03	0	0	0	0	0	1	0	0	0	0	3	9	0	4	3	14
40.0702																	
Oceanography	03	0	0	0	0	0	0	0	0	0	0	4	3	0	0	4	3

INSTITUTIONS:

	Award Level		Non Resident Alien		Black Non Hispanic		American Indian or Alaskan Native		Asian or Pacific Islander		Hispanic		White Non Hispanic		Race/Ethnicity Unknown		Grand Total All Students	
	M	F	M	F	M	F	M	F	M	F	M	F	M	F	M	F	M	F
SMTC Cont																		
43.0107																		
Law Enforcement/Police Sci	03	0	0	0	0	0	0	0	0	0	0	0	21	9	7	1	28	10
43.0201																		
Fire Protection/Safety T/T	03	0	0	0	0	0	0	0	0	0	0	14	0	5	0	19	0	
46.0201																		
Carpenter	03	0	0	0	0	0	0	0	0	0	0	10	0	0	0	10	0	
46.0302																		
Electrician	03	0	0	0	0	0	0	0	0	0	0	12	0	0	0	12	0	
47.0201																		
Heating/AC/Refrig Mech/Rep	03	0	0	0	0	0	0	0	0	0	0	4	1	0	0	4	1	
47.0604																		
Auto/Automotive Mech/Tech	03	0	0	0	0	0	0	0	0	0	0	1	0	0	0	1	0	
48.0501																		
Machinist/Machine Tech	03	0	0	0	0	0	0	0	0	0	0	6	0	1	0	7	0	
50.0402																		
Graphic Des/Comm Art/Illust	03	0	0	1	0	0	0	0	0	0	0	15	5	5	0	21	5	
51.0901																		
Cardiovascular Tech/Tech	03	0	0	0	0	0	0	0	0	0	0	2	4	0	0	2	4	
51.0905																		
Nuclear Medicine Tech/Tech	03	0	0	0	0	0	0	0	0	0	0	1	4	0	0	1	4	
51.0907																		
Medical Radiologic Tech/Tech	03	0	0	0	0	0	0	0	1	0	0	1	8	0	1	1	10	
51.0908																		
Respiratory Therapy Tech	03	0	0	0	0	1	0	0	0	0	0	2	7	0	0	3	7	

INSTITUTIONS:

	Award Level	Non Resident Alien		Black Non Hispanic		American Indian or Alaskan Native		Asian or Pacific Islander		Hispanic		White Non Hispanic		Race/Ethnicity Unknown		Grand Total All Students	
		M	F	M	F	M	F	M	F	M	F	M	F	M	F	M	F
SMTC Cont																	
51.0909																	
Surgical/Operating Room Tech	03	0	0	0	0	0	0	0	0	0	0	0	0	0	0	0	0
51.1601																	
Nursing (RN Training)	03	0	0	0	0	0	0	0	0	0	0	4	20	0	3	4	23
52.0204																	
Office Supervision & Mgmt	03	0	0	0	0	0	0	0	0	0	1	1	15	0	6	1	22
52.0902																	
Hotel/Motel/Restaurant Mgmt	03	0	0	0	0	0	0	0	0	0	0	1	0	1	2	2	2
52.0201																	
Business Admin & Mgmt, Gen	03	0	0	0	0	1	1	0	0	0	0	3	7	3	2	7	10
51.0904																	
Emerg Medical Tech/Tech	03	0	0	0	0	0	0	0	0	0	0	4	2	0	1	4	3
15.0399																	
Elec/Electron Eng Rel Tech	03	0	0	0	0	0	0	0	0	0	0	7	0	1	0	8	0
50.0699																	
Film/Video & Photo Arts	03	0	0	0	0	0	0	0	0	0	0	5	0	0	0	5	0
24.0102																	
General Studies	03	0	0	0	0	0	0	0	0	0	0	0	3	0	0	0	3
24.0199																	
O	03	0	0	0	0	0	0	0	0	0	0	0	0	0	0	0	0
SMTC Degree Totals	03	1	0	5	0	2	3	0	2	0	1	181	136	32	23	221	164
Washington County Tech. College																	
15.1001																	
Construction/Building Tech/Tec	03	0	0	0	0	0	0	0	0	0	0	0	0	0	0	0	0
20.0404																	
Dietician Assistant	03	0	0	0	0	0	0	0	0	0	0	1	3	0	0	1	3
30.9999																	
Multi/Interdisc Studs Other	03	0	0	0	0	0	0	0	0	0	0	3	0	0	0	3	0
48.9999																	
Precision Products Trade, Other	03	0	0	0	0	0	0	0	0	0	0	0	0	0	0	0	0
52.0299																	
Business Admin & Mgmt, Oth	03	0	0	0	0	0	2	0	0	0	0	1	6	0	0	1	8
52.1299																	
Bus Info & Data Proc Svcs Other	03	0	0	0	0	0	2	0	0	0	1	0	18	0	0	0	21
47.0604																	
Auto/Automotive Mech/Tech	03	0	0	0	0	0	0	0	0	0	0	2	0	0	0	2	0
WCTC Degree Totals	03	0	0	0	0	0	4	0	0	0	1	7	27	0	0	7	32
Public Totals	03	15	14	39	6	12	42	4	4	6	19	1118	1673	101	76	1267	1813

**MAINE PRIVATE COLLEGES AND UNIVERSITIES
POSTSECONDARY COMPLETIONS
AWARDS/DEGREES CONFERRED BETWEEN JULY 1, 1999 AND JUNE 30, 2000**

INSTITUTIONS:

	Award Level	Non Resident Alien		Black Non Hispanic		American Indian or Alaskan Native		Asian or Pacific Islander		Hispanic		White Non Hispanic		Race/Ethnicity Unknown		Grand Total All Students	
		M	F	M	F	M	F	M	F	M	F	M	F	M	F	M	F
Andover College																	
22.0103																	
Paralegal/Legal Assistant	03	0	0	0	1	0	1	0	0	1	0	1	16	0	0	2	18
43.0104																	
Criminal Justice Studies	03	0	0	0	0	0	0	0	0	0	0	7	8	0	0	7	8
51.0801																	
Medical Assistant	03	0	0	0	1	0	0	0	0	0	1	1	38	0	0	1	40
52.0201																	
Business Admin & Mgmt Gen	03	0	0	0	3	0	0	0	0	1	0	4	21	0	0	5	24
52.0301																	
Accounting	03	0	0	0	0	0	0	0	1	0	0	0	18	0	0	0	19
52.0401																	
Admin Asst/Sec Sci Gen	03	0	0	0	1	0	0	0	1	0	0	0	25	0	0	0	27
52.1201																	
Gen	03	0	0	2	0	0	0	1	0	1	0	22	23	0	0	26	23
20.0201																	
Child Care/Guid. Work&Manag.	03	0	0	0	0	0	0	0	0	0	0	0	0	0	0	0	0
52.0903																	
Travel-Tourism Management	03	1	0	0	0	0	0	0	0	0	0	0	6	0	0	1	6
Andover Degree Totals	03	1	0	2	6	0	0	1	2	2	1	35	155	0	0	41	164
Beal College																	
22.0103																	
Paralegal/Legal Assistant	03	0	0	0	0	0	0	0	0	0	0	0	1	0	1	0	2
51.0705																	
Medical Office Mgmt	03	0	0	0	0	0	0	0	0	0	0	0	2	0	0	0	2
51.0801																	
Medical Assistant	03	0	0	0	0	0	0	0	0	0	0	0	17	0	3	0	20
52.0201																	
Business Admin & Mgmt Gen	03	0	0	0	0	0	0	0	0	0	0	2	4	1	3	3	7
52.0204																	
Office Supervision & Mgmt	03	0	0	0	0	0	0	0	0	0	0	0	0	0	1	0	1
52.0301																	
Accounting	03	0	0	0	0	0	0	0	0	0	0	1	5	1	3	2	8

INSTITUTIONS:

	Award Level		Non Resident Alien		Black Non Hispanic		American Indian or Alaskan Native		Asian or Pacific Islander		Hispanic		White Non Hispanic		Race/Ethnicity Unknown		Grand Total All Students	
	M	F	M	F	M	F	M	F	M	F	M	F	M	F	M	F	M	F
Beal College Cont																		
52.0401																		
Admin Asst/Sec Sci Gen	03	0	0	0	0	2	0	0	0	0	0	2	0	2	0	6		
52.0903																		
Travel - Tourism Management	03	0	0	0	0	0	0	0	0	0	4	6	0	0	4	6		
43.0104																		
Criminal Justice Studies	03	0	0	0	0	0	0	0	0	0	11	5	2	0	13	5		
52.0404																		
Medical Administrative Asst/Sec	03	0	0	0	0	0	0	0	0	0	0	7	0	1	0	8		
Beal College Degree Totals	03	0	0	0	0	2	0	0	0	0	18	49	4	14	22	65		

Husson College

	Award Level		Non Resident Alien		Black Non Hispanic		American Indian or Alaskan Native		Asian or Pacific Islander		Hispanic		White Non Hispanic		Race/Ethnicity Unknown		Grand Total All Students	
	M	F	M	F	M	F	M	F	M	F	M	F	M	F	M	F	M	F
9.0101																		
Connumications, General	03	0	0	0	0	0	0	0	0	0	0	0	0	0	0	0	0	0
11.0401																		
Information Sci & Systems	03	0	0	0	0	0	0	1	0	0	4	5	0	0	4	6		
22.0103																		
Paralegal/Legal Assistant	03	0	0	0	0	0	0	0	0	0	0	1	0	0	0	1		
51.0801																		
Medical Assistant	03	0	0	0	0	0	0	0	0	0	0	7	0	0	0	7		
52.0201																		
Business Admin & Mgmt Gen	03	0	1	0	0	0	2	0	0	0	5	13	0	0	7	14		
52.0301																		
Accounting	03	0	0	0	0	0	0	0	0	0	0	6	0	0	0	6		
52.0402																		
Executive Assistant/Secretary	03	0	1	0	0	0	0	0	0	0	0	2	0	0	0	3		
52.0403																		
Legal Admin Assist/Secretary	03	0	0	0	0	0	0	0	0	0	0	0	0	0	0	0		
Husson College Degree Totals	03	0	2	0	0	0	2	1	0	0	9	34	0	0	11	37		

INSTITUTIONS:

Award Level	Non Resident Alien		Black Non Hispanic		American Indian or Alaskan Native		Asian or Pacific Islander		Hispanic		White Non Hispanic		Race/Ethnicity Unknown		Grand Total All Students	
	M	F	M	F	M	F	M	F	M	F	M	F	M	F	M	F
Mid-State College																
08.1199																
Tour/Travel Svcs Mktg Op Oth	03	0	0	0	0	0	0	0	0	0	0	7	0	0	0	7
11.0101																
Computer & Info Sci Gen	03	0	0	0	0	0	0	0	0	0	1	2	0	0	1	2
51.0801																
Medical Assistant	03	0	0	0	0	0	0	0	0	0	7	0	0	0	7	
52.0301																
Accounting	03	0	0	0	0	0	0	0	0	0	3	5	0	0	3	5
52.0401																
Admin Asst/Sec Sci Gen	03	0	0	0	0	0	0	0	0	0	2	0	0	0	2	
52.0403																
Legal Admin Asst/Secty	03	0	0	0	0	0	0	0	0	0	1	0	0	0	1	
52.0404																
Medical Admin Asst/Secty	03	0	0	0	0	0	0	0	0	0	5	0	0	0	5	
52.0601																
Business/Managerial Eco.	03	0	0	0	0	0	0	0	0	0	2	0	0	0	0	
Mid-State College Degree Totals	03	0	0	0	0	0	0	0	0	0	4	31	0	0	4	29

Saint Joseph's College

Award Level	Non Resident Alien		Black Non Hispanic		American Indian or Alaskan Native		Asian or Pacific Islander		Hispanic		White Non Hispanic		Race/Ethnicity Unknown		Grand Total All Students	
	M	F	M	F	M	F	M	F	M	F	M	F	M	F	M	F
51.0907																
Medical Radiologic Tech/Tech	03	0	0	0	0	0	0	0	0	0	8	0	0	0	8	
52.9999																
Business Admin & Mgmt Oth	03	0	0	0	0	0	0	0	0	0	1	0	0	0	1	0
SJC Degree Totals	03	0	0	0	0	0	0	0	0	0	1	8	0	0	1	8


Thomas College

Award Level	Non Resident Alien		Black Non Hispanic		American Indian or Alaskan Native		Asian or Pacific Islander		Hispanic		White Non Hispanic		Race/Ethnicity Unknown		Grand Total All Students	
	M	F	M	F	M	F	M	F	M	F	M	F	M	F	M	F
8.0102																
Fashion Merchandising	03	0	0	0	0	0	0	0	0	0	2	0	0	0	2	
11.0101																
Computer & Info Sci Gen	03	0	0	0	0	0	0	0	0	0	1	0	0	0	1	
52.0101																
Business General	03	0	0	0	0	0	0	0	0	0	1	2	2	16	3	18
52.0301																
Accounting	03	0	0	0	0	0	0	0	0	0	2	0	0	0	2	
52.0402																
Executive Asst/Secty	03	0	0	0	0	0	0	0	0	0	0	0	4	0	4	
52.0403																
Legal Admin Asst/Secty	03	0	0	0	0	0	0	0	0	0	0	0	4	0	4	
52.0404																
Medical Admin Asst/Secty	03	0	0	0	0	0	0	0	0	0	0	0	4	0	4	
22.0103																
Paralegal	03	0	0	0	0	0	0	0	0	0	5	0	0	0	5	
8.0705																
General Retailing Operations	03	0	0	0	0	0	0	0	0	0	0	0	1	0	1	
Thomas College Degree Totals	03	0	0	0	0	0	0	0	0	0	1	12	3	26	4	38

INSTITUTIONS:

	Award Level	Non Resident Alien	Black Non Hispanic		American Indian or Alaskan Native		Asian or Pacific Islander		Hispanic		White Non Hispanic		Race/ Ethnicity Unknown		Grand Total All Students		
			M	F	M	F	M	F	M	F	M	F	M	F	M	F	
Unity College																	
03.0102																	
Environmental Sci/Studs	03	0	0	0	0	0	0	0	0	0	0	2	4	0	0	2	4
24.0101																	
Lib Arts Sci/Lib Studies	03	0	0	0	0	0	0	0	0	0	0	1	2	0	0	1	2
Unity College Degree Totals	03	0	0	0	0	0	0	0	0	0	0	3	6	0	0	3	6
University of New England																	
51.0602																	
Dental Hygienist	03	0	0	0	0	0	0	0	0	0	0	0	34	0	0	0	34
51.1699																	
Nursing Other	03	0	0	0	0	0	0	0	0	1	2	19	0	1	2	21	
UNE Degree Totals	03	0	0	0	0	0	0	0	0	1	2	53	0	1	2	55	
PUBLIC TOTALS	03	15	14	39	6	12	42	4	4	6	19	1118	1673	101	76	1267	1813
PRIVATE TOTALS	03	2	4	4	12	0	5	6	6	5	3	144	643	13	84	174	753
TOTAL ALL STUDENTS	03	17	18	43	18	12	47	10	10	11	22	1262	2,316	114	160	1,441	2,566

AWARD LEVEL



04: Awards of at least 2 but less than 4 academic years below the bachelor's level (at least 1800 but less than 3600 contact or clock hours)

**MAINE PUBLIC COLLEGES AND UNIVERSITIES
POSTSECONDARY COMPLETIONS
AWARDS/DEGREES CONFERRED BETWEEN JULY 1, 1999 AND JUNE 30, 2000**

INSTITUTIONS:

Award Level	Non Resident Alien	Black Non Hispanic		American Indian or Alaskan Native		Asian or Pacific Islander		Hispanic		White Non Hispanic		Race/ Ethnicity Unknown		Grand Total All Students	
-------------	--------------------	--------------------	--	-----------------------------------	--	---------------------------	--	----------	--	--------------------	--	-------------------------	--	--------------------------	--

Eastern Maine Technical College

	M	F	M	F	M	F	M	F	M	F	M	F	M	F	M	F
15.1001																
Construction/Bldg Tech/Tech	04	0	0	0	0	0	0	0	0	0	2	0	0	0	2	0
47.0201																
Heating/AC/Refrig Mech/Rep	04	0	0	0	0	0	0	0	0	0	11	0	0	0	11	0
47.0699																
Veh/Mobil Equip Mech/Rep	04	0	0	0	0	0	0	0	0	0	4	0	0	0	4	0
48.0508																
Welder/Welding Tech	04	0	0	0	0	0	0	0	0	0	6	0	0	0	6	0
47.0302																
Heavy Equip Maint/Repair	04	0	0	0	0	0	0	0	0	0	1	0	0	0	1	0
48.0508																
Machinist/Machine Technologist	04	0	0	0	0	0	0	0	0	0	2	0	0	0	2	0
EMTC Degree Totals	04	0	0	0	0	0	0	0	0	0	26	0	0	0	26	0

Northern Maine Technical College

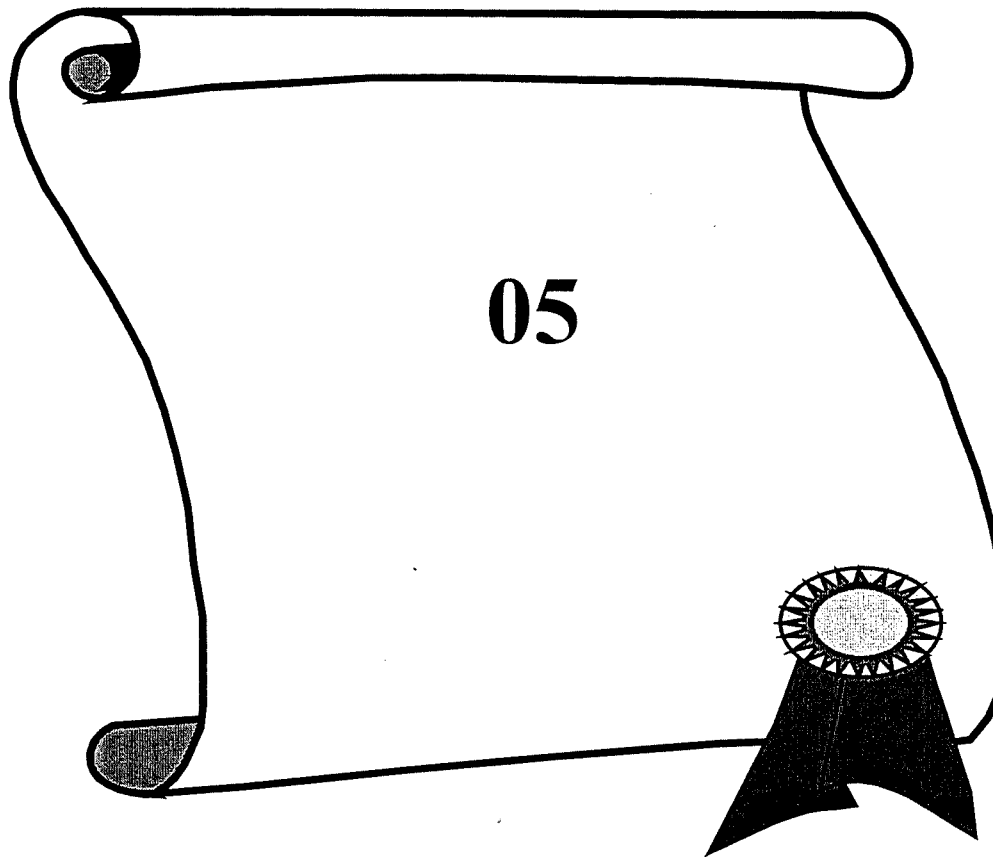
15.0404																
Instrumentation Tech/Tech	04	0	0	0	0	0	0	0	0	0	2	0	0	0	2	0
46.0201																
Carpenter	04	0	0	0	0	0	0	0	0	0	4	0	0	0	4	0
46.0302																
Electrician	04	0	0	0	0	0	0	0	0	0	6	0	0	0	6	0
46.9999																
Construction Trades Oth	04	0	0	0	0	0	0	0	0	0	6	0	0	0	6	0
47.0104																
Computer Install & Repair	04	0	0	0	0	0	0	0	0	0	0	0	0	0	0	0
47.0603																
Auto/Automotive Body Repair	04	0	0	0	0	0	0	0	0	0	1	0	0	0	1	0
47.0604																
Auto/Automotive Mech/Tech	04	0	0	0	0	0	0	0	0	0	7	0	0	0	7	0
47.0699																
Veh/Mobil Equip Mech/Rep Oth	04	0	0	0	0	0	0	0	0	0	7	0	0	0	7	0
48.0101																
Drafting General	04	0	0	0	0	0	0	0	0	0	3	0	0	0	3	0
48.0506																
Sheet Metal Worker	04	0	0	0	0	0	0	0	0	0	3	0	0	0	3	0
52.1201																
Proc.	04	0	0	0	0	0	0	0	0	0	0	0	0	0	0	0
NMTC Degree Totals	04	0	0	0	0	0	0	0	0	0	39	0	0	0	39	0

INSTITUTIONS:

	Award Level	Non Resident Alien	Black Non Hispanic	American Indian or Alaskan Native	Asian or Pacific Islander	Hispanic	White Non Hispanic	Race/Ethnicity Unknown	Grand Total All Students								
	M	F	M	F	M	F	M	F	M	F	M	F	M	F	M	F	
Southern Maine Technical College																	
20.0401																	
Institution Food Wkr/Adm Gen	04	0	0	0	0	0	0	0	0	0	0	2	0	0	0	2	0
46.0201																	
Carpenter	04	0	0	0	0	0	0	0	0	0	0	3	0	0	0	3	0
46.0302																	
Electrician	04	0	0	0	0	0	0	0	0	0	0	1	0	0	0	1	0
47.0604																	
Auto/Automotive Mech/Tech	04	0	0	0	0	0	0	0	0	0	0	2	0	1	0	3	0
48.0501																	
Machinist/Machine Tech	04	0	0	0	0	0	0	0	0	0	0	0	0	1	0	1	0
SMTC Degree Totals	04	0	0	0	0	0	0	0	0	0	0	8	0	2	0	10	0
TOTAL ALL STUDENTS	04	0	0	0	0	0	0	0	0	0	0	138	0	2	0	140	0

* No Level 04 awards were issued by Maine Private Colleges and Universities

AWARD LEVEL



05: Bachelor's Degree

**MAINE PUBLIC COLLEGES AND UNIVERSITIES
POSTSECONDARY COMPLETIONS
AWARDS/DEGREES CONFERRED BETWEEN JULY 1, 1999 AND JUNE 30, 2000**

INSTITUTIONS:

	Award Level	Non Resident Alien		Black Non Hispanic		American Indian or Alaskan Native		Asian or Pacific Islander		Hispanic		White Non Hispanic		Race/Ethnicity Unknown		Grand Total All Students	
		M	F	M	F	M	F	M	F	M	F	M	F	M	F	M	F
Maine Maritime Academy																	
14.2201																	
Naval Arch & Marine Eng	05	1	0	0	0	0	0	0	0	0	0	43	2	0	0	44	2
14.2701																	
Systems Engineering	05	0	0	0	0	0	0	0	0	0	0	5	0	0	0	5	0
15.9999																	
Engineering - Related T/T Oth	05	0	0	0	0	0	0	0	0	1	0	21	0	0	0	22	0
26.9999																	
Biological Sci/Life Sci Oth	05	0	0	0	0	0	0	0	0	0	0	4	10	0	0	4	10
49.0309																	
Marine Sci/Merch Marine Ofc	05	1	0	0	0	0	0	0	0	0	0	29	2	0	0	30	2
52.1101																	
International Business & Logisti	05	0	0	0	0	0	0	0	0	0	0	1	3	0	0	1	3
MMA Degree Totals	05	2	0	0	0	0	0	0	0	1	0	103	17	0	0	106	17
University of Maine Orono																	
01.0103																	
Agriculture Economics	05	0	0	0	0	0	0	0	0	0	0	7	1	0	0	7	1
01.0303																	
Aquaculture Oper & Prod Mgmt	05	0	0	0	0	0	0	0	0	0	0	3	3	0	0	3	3
01.0605																	
Landscaping Operations Mgmt	05	0	0	0	0	0	0	0	0	0	0	4	8	0	0	4	8
02.0101																	
Agricult/Agri Sciences Gen	05	0	0	0	0	0	0	0	0	0	0	4	6	0	0	4	6
02.0201																	
Animals Sciences General	05	0	0	0	0	0	1	0	0	0	0	4	16	0	1	4	18
02.0301																	
Food Science and Technology	05	0	0	0	0	0	0	0	0	1	0	2	17	0	0	2	18
03.0299																	
Nat Res Mgmt/Protect Svc Oth	05	0	0	0	0	0	0	0	0	0	0	3	2	0	0	3	2
03.0501																	
Forestry General	05	0	0	0	0	1	0	0	0	0	0	24	2	0	0	25	2
03.0509																	
Wood Sci & Pulp/Paper Tech	05	1	0	0	0	0	0	0	0	0	0	0	0	0	0	1	0
03.0599																	
Forestry & Related Sci Oth	05	0	0	0	0	0	0	0	0	0	0	1	0	0	0	1	0

INSTITUTIONS:

	Award Level	Non Resident Alien	Black Non Hispanic		American Indian or Alaskan Native		Asian or Pacific Islander		Hispanic		White Non Hispanic		Race/ Ethnicity Unknown		Grand Total All Students		
			M	F	M	F	M	F	M	F	M	F	M	F	M	F	
UM Orono Cont																	
03.0601																	
Wildlife & Wildlands Mgmt	05	0	0	0	0	0	0	0	0	0	0	15	8	0	0	15	8
09.0401																	
Journalism	05	0	0	0	0	0	0	0	0	0	0	5	12	0	1	5	13
09.0403																	
Mass Communications	05	0	0	0	0	0	0	1	1	0	0	10	10	0	0	11	11
11.0701																	
Computer Science	05	2	0	0	0	0	0	0	0	0	0	19	1	0	0	21	1
13.1202																	
Elementary Teacher Education	05	0	1	1	1	0	2	0	0	0	1	15	66	0	0	16	71
13.1205																	
Secondary Teacher Education	05	0	0	2	1	0	0	0	0	0	0	17	22	0	0	19	23
13.1302																	
Art Teacher Education	05	0	0	0	0	0	0	0	0	0	0	3	2	0	0	3	2
13.1312																	
Music Education Teacher	05	0	0	0	0	0	0	0	0	0	0	3	9	0	0	3	9
13.1314																	
Phys Ed Teaching & Coaching	05	0	2	2	0	0	0	0	0	0	0	23	19	0	0	25	21
14.0301																	
Agricultural Engineering	05	0	0	0	0	0	0	0	0	0	0	7	0	0	0	7	0
14.0701																	
Chemical Engineering	05	1	0	0	0	0	0	0	0	0	0	20	6	0	0	21	6
14.0801																	
Civil Engineering General	05	0	0	0	0	0	0	0	0	0	1	17	5	0	0	17	6
14.0899																	
Civil Engineering Other	05	0	1	0	0	0	0	0	0	0	0	1	0	0	0	1	1

INSTITUTIONS:

	Award Level	Non Resident Alien		Black Non Hispanic		American Indian or Alaskan Native		Asian or Pacific Islander		Hispanic		White Non Hispanic		Race/ Ethnicity Unknown		Grand Total All Students	
		M	F	M	F	M	F	M	F	M	F	M	F	M	F	M	F
UM Orono Cont																	
14.1001																	
Elect Electron & Comm Eng	05	3	1	0	0	0	0	0	0	1	1	17	0	0	0	21	2
14.1201																	
Engineering Physics	05	0	0	0	0	0	0	0	0	0	0	4	1	1	0	5	1
14.1901																	
Mechanical Engineering	05	1	0	0	0	0	0	0	0	0	0	10	1	0	0	11	1
15.0201																	
Civil Eng/Civil Tech/Tech	05	0	0	0	0	0	0	0	0	0	0	7	1	0	0	7	1
15.0399																	
Elect/Elect Eng - Rel T/T Oth	05	0	0	0	0	0	0	0	0	0	0	14	0	0	0	14	0
15.0805																	
Mechanical Eng/Mech Tech/T	05	0	0	0	0	0	0	0	0	0	0	25	0	1	0	26	0
16.0101																	
Foreign Languages & Lit Gen	05	0	0	0	0	0	0	0	0	0	0	3	3	0	0	3	3
16.0501																	
German Lanuage/Literature	05	0	0	0	0	0	0	0	0	0	0	2	1	0	0	2	1
16.0901																	
French Language/Literature	05	0	0	0	0	0	0	0	0	0	0	0	2	0	0	0	2
16.0905																	
Spanish Language/Literature	05	0	0	0	0	0	0	0	0	0	0	0	1	0	0	0	1
16.0999																	
Romance Language and Lit., ot	05	0	0	0	0	0	0	0	0	0	0	1	1	0	0	1	1
19.0701																	
Individual/Family Devel. Studies	05	0	0	0	1	0	2	0	0	0	0	2	30	0	0	2	33
23.0101																	
English Language and Lit, Gene	05	0	1	0	0	0	1	0	0	0	0	18	24	0	0	18	26

INSTITUTIONS:

UM Orono Cont

	Award Level		Non Resident Alien		Black Non Hispanic		American Indian or Alaskan Native		Asian or Pacific Islander		Hispanic		White Non Hispanic		Race/ Ethnicity Unknown		Grand Total All Students	
	M	F	M	F	M	F	M	F	M	F	M	F	M	F	M	F	M	F
23.1001																		
Speech & Rhetorical Studies	05	1	0	0	1	0	0	0	0	0	0	8	6	0	0	9	7	
24.0101																		
Lib Arts, Sci/Lib Studies	05	0	0	0	0	0	0	0	0	0	0	3	8	0	0	3	8	
26.0101																		
Biology General	05	1	1	0	0	0	0	0	2	0	0	12	16	0	0	13	19	
26.0202																		
Biochemistry	05	0	0	0	0	0	0	0	0	0	1	3	5	0	0	3	6	
26.0402																		
Molecular Biology	05	0	0	0	0	0	0	0	0	0	0	0	1	0	0	0	1	
26.0501																		
Microbiology/Bacteriology	05	0	0	0	0	0	0	0	0	0	0	6	2	0	0	6	2	
26.0701																		
Zoology General	05	2	0	0	0	0	0	0	0	0	0	4	6	0	0	6	6	
27.0101																		
Mathematics	05	0	0	0	0	0	0	0	0	0	0	2	3	0	0	2	3	
31.0301																		
Parks/Rec/Leisure Facil Mgmt	05	0	0	0	0	0	0	0	0	1	0	5	3	0	0	6	3	
38.0101																		
Philosophy	05	0	0	0	0	0	0	0	0	0	0	4	2	1	0	5	2	
40.0501																		
Chemistry General	05	0	0	0	0	0	0	0	0	0	0	2	2	0	0	2	2	
40.0601																		
Geology	05	0	0	0	0	0	0	0	0	0	0	2	3	0	0	2	3	
40.0801																		
Physics General	05	0	0	1	0	0	0	0	0	0	0	3	0	0	0	4	0	
42.0101																		
Psychology General	05	0	0	0	0	0	0	0	0	0	0	19	40	0	0	19	40	

INSTITUTIONS:

	Award Level	Non Resident Alien		Black Non Hispanic		American Indian or Alaskan Native		Asian or Pacific Islander		Hispanic		White Non Hispanic		Race/Ethnicity Unknown		Grand Total All Students	
		M	F	M	F	M	F	M	F	M	F	M	F	M	F	M	F
UM Orono Cont																	
44.0401																	
Public Administration	05	0	0	0	0	0	0	0	0	0	0	6	5	0	0	6	5
44.0701																	
Social Work	05	0	0	0	0	1	0	0	0	0	0	1	19	0	0	2	19
45.0201																	
Anthropology	05	0	0	0	0	0	0	0	0	0	0	6	7	0	0	6	7
45.0601																	
Economics General	05	0	0	0	0	0	0	0	0	0	0	4	1	0	0	4	1
45.0801																	
History General	05	0	1	0	0	1	0	0	0	0	1	11	8	1	0	13	10
45.1001																	
Political Science General	05	1	1	1	0	1	0	1	1	0	1	32	11	0	0	36	14
45.1101																	
Sociology	05	0	0	0	0	0	0	0	0	0	0	12	22	0	0	12	22
50.0501																	
Drama/Theater Arts Gen	05	0	0	0	0	0	0	1	0	0	0	4	7	0	0	5	7
50.0701																	
Art General	05	0	0	0	0	0	1	0	0	0	0	6	6	0	0	6	7
50.0903																	
Music General Performance	05	1	0	0	0	0	0	0	0	0	0	1	2	0	0	2	2
51.0201																	
Communication Disorders Gen	05	0	0	0	0	0	0	0	0	0	0	2	17	0	0	2	17
51.1005																	
Medical Technology	05	0	0	0	0	0	0	0	0	0	0	2	2	0	1	2	3
51.1601																	
Nursing (RN Training)	05	0	2	0	1	0	1	0	0	0	1	5	57	0	0	5	62
52.0201																	
Business Admin & Mgmt Gen	05	5	2	1	0	1	1	0	2	1	0	73	46	0	0	81	51

INSTITUTIONS:

	Award Level	Non Resident Alien		Black Non Hispanic		American Indian or Alaskan Native		Asian or Pacific Islander		Hispanic		White Non Hispanic		Race/Ethnicity Unknown		Grand Total All Students	
		M	F	M	F	M	F	M	F	M	F	M	F	M	F	M	F
UM Orono Cont																	
40.0702																	
Oceanography	05	0	0	0	0	0	0	0	0	0	0	1	2	0	0	1	2
3.0299																	
Nat. Resrcs. Mgmt&Protect. Sv	05	0	0	0	0	0	0	0	0	0	0	7	9	0	0	7	9
30.9999																	
Multi/Interdisciplinary Studies	05	0	0	0	0	0	0	0	0	0	0	1	0	0	0	1	0
45.0699																	
Economics, other	05	0	0	0	0	0	0	0	0	0	0	2	0	0	0	2	0
UM Orono Degree Totals	05	19	13	8	5	5	9	3	6	3	8	559	598	4	3	601	642
University of Maine Augusta																	
23.0101																	
English Language/Lit Gen	05	0	0	0	0	0	0	0	0	0	0	2	3	0	0	2	3
27.9999																	
Mathematics, Other	05	0	0	0	0	0	0	0	0	0	0	0	0	0	0	0	0
44.0401																	
Public Administration	05	0	0	0	0	0	0	0	0	0	0	3	5	0	0	3	5
45.0101																	
Social Sciences General	05	0	0	0	0	0	1	0	0	0	0	4	16	0	0	4	17
50.0999																	
Music Other	05	0	0	0	0	0	0	0	0	0	0	1	0	0	0	1	0
51.1599																	
Mental Health and Human Svcs	05	0	0	0	0	1	3	0	0	0	0	7	40	0	0	8	43
52.0101																	
Business General	05	0	0	0	0	1	1	0	0	0	0	11	34	0	0	12	35
26.0101																	
Biology, General	05	0	0	0	0	0	0	1	0	0	0	0	1	0	0	1	1
43.0102																	
Corrections/Correctional Administration	05	0	0	0	0	0	0	0	0	0	0	2	2	0	0	2	2
50.0799																	
Fine Arts and Art Studies, O	05	0	0	0	0	0	0	0	0	0	0	1	2	0	0	1	2
52.0803																	
Banking and Fin. Suppt. Serv.	05	0	0	0	0	0	0	0	0	0	0	1	0	0	0	1	0
UM Augusta Degree Totals	05	0	0	0	0	2	5	1	0	0	0	32	103	0	0	35	108

INSTITUTIONS:

Award Level	Non Resident Alien	Black Non Hispanic	American Indian or Alaskan Native	Asian or Pacific Islander	Hispanic	White Non Hispanic	Race/ Ethnicity Unknown	Grand Total All Students
--------------------	---------------------------	---------------------------	--	----------------------------------	-----------------	---------------------------	--------------------------------	---------------------------------

University of Maine Farmington

		M	F	M	F	M	F	M	F	M	F	M	F	M	F	M	F
13.1005																	
Educ - Emotionally Handicapped	05	0	0	0	0	0	0	0	0	0	0	0	5	1	0	1	5
13.1006																	
Educ - Mentally Handicapped	05	0	0	0	0	0	0	0	0	0	0	1	4	0	0	1	4
13.1011																	
Educ - Specific Learn Disabled	05	0	0	0	0	0	0	0	0	0	0	1	14	0	2	1	16
13.1012																	
Educ - Speech Impaired	05	0	0	0	0	0	0	0	0	0	0	12	54	1	0	13	54
13.1099																	
Special Education Other	05	0	0	0	0	0	0	0	0	0	0	0	11	0	0	0	11
13.1202																	
Elementary Teacher Education	05	0	0	0	0	0	0	0	0	0	0	12	54	1	0	13	54
13.1204																	
Pre Elem/EC/Kindergn Tchr Ed	05	0	0	0	0	0	1	0	0	0	0	0	21	0	0	0	22
13.1205																	
Secondary Teacher Education	05	0	0	0	0	0	1	0	0	0	0	16	26	0	3	16	30
13.1307																	
Health Teacher Education	05	0	0	0	0	0	0	0	0	0	0	2	2	0	0	2	2
23.0101																	
English Language/Lit Gen	05	0	1	0	0	1	0	0	0	0	0	4	4	0	1	5	6
23.0501																	
English Creative Writing	05	0	0	0	0	0	0	0	0	0	0	3	8	0	0	3	8

INSTITUTIONS:

	Award Level	Non Resident Alien		Black Non Hispanic		American Indian or Alaskan Native		Asian or Pacific Islander		Hispanic		White Non Hispanic		Race/ Ethnicity Unknown		Grand Total All Students	
		M	F	M	F	M	F	M	F	M	F	M	F	M	F	M	F
UMF Cont.																	
24.0102																	
General Studies	05	0	0	0	0	0	0	0	0	0	0	1	6	0	0	1	6
26.0101																	
Biology General	05	0	1	0	0	0	0	0	0	0	0	5	3	0	0	5	4
27.0101																	
Mathematics	05	0	0	0	0	0	1	1	0	0	0	1	2	0	0	2	3
30.9999																	
Multi/Interdis Studs Oth	05	1	2	0	0	0	3	0	0	0	0	20	25	2	2	23	32
42.0101																	
Psychology General	05	0	0	0	0	0	1	0	0	0	0	5	21	0	1	5	23
45.0701																	
Geography	05	0	0	0	0	0	0	0	0	0	0	1	1	0	0	1	1
45.0801																	
History General	05	0	0	0	0	0	0	0	0	0	0	5	4	1	0	6	4
51.2207																	
Public Health Ed & Promotion	05	0	0	0	0	0	0	0	0	0	0	4	11	0	1	4	12
51.2399																	
Rehab/Therapeutic Svcs Oth	05	0	0	0	0	0	0	0	0	0	0	2	13	0	1	2	14
11.0701																	
Computer Science	05	0	3	0	0	0	0	0	0	0	0	0	1	0	0	0	4
50.0701																	
Art, General	05	0	0	0	0	0	0	0	0	0	0	0	2	0	0	0	2
52.0101																	
Business, General	05	0	1	0	0	0	1	0	0	0	0	5	5	0	0	5	7
<u>UM Farmington Degree Totals</u>	05	1	8	0	5	1	8	1	0	0	0	100	297	6	11	37	113

INSTITUTIONS:

Award Level	Non Resident Alien	Black Non Hispanic	American Indian or Alaskan Native	Asian or Pacific Islander	Hispanic	White Non Hispanic	Race/Ethnicity Unknown	Grand Total All Students
-------------	--------------------	--------------------	-----------------------------------	---------------------------	----------	--------------------	------------------------	--------------------------

University of Maine Fort Kent

	M	F	M	F	M	F	M	F	M	F	M	F	M	F	M	F
11.9999																
Computers & Info Science Oth	05	0	0	0	0	0	0	0	0	0	2	2	0	0	2	2
13.1202																
Elementary Teacher Education	05	26	66	0	0	0	0	0	0	0	4	9	0	0	30	75
23.0101																
English Language/Lit Gen	05	0	1	0	0	0	0	0	0	0	0	0	0	0	0	1
24.0101																
Lib Arts Sci/Lib Studies	05	1	0	0	0	0	0	0	0	0	0	0	0	0	1	0
26.0101																
Biology General	05	0	1	0	0	0	0	0	0	0	3	3	0	0	3	4
30.0101																
Biological & Physical Sci	05	0	0	0	0	0	0	0	0	0	5	0	0	0	5	0
45.0101																
Social Sciences General	05	0	0	0	1	0	0	0	0	0	5	9	0	0	5	10
45.9999																
Social Sci & History Oth	05	0	0	0	0	0	0	0	0	0	0	0	0	0	0	0
51.1601																
Nursing (RN Training)	05	0	0	0	0	0	0	0	0	0	1	7	0	0	1	7
52.0101																
Business General	05	1	0	0	0	0	0	0	0	0	4	3	0	0	5	3
13.1205																
Secondary Teacher Education	05	0	0	0	0	0	0	0	0	0	1	0	0	0	1	0
16.0101																
Foreign Language Lit.	05	0	0	0	0	0	0	0	0	0	1	0	0	0	1	0
UM Fort Kent Degree Totals	05	28	68	0	1	0	0	0	0	0	26	33	0	0	54	102

INSTITUTIONS:

	Award Level	Non Resident Alien	Black Non Hispanic		American Indian or Alaskan Native		Asian or Pacific Islander		Hispanic		White Non Hispanic		Race/ Ethnicity Unknown		Grand Total All Students	
			M	F	M	F	M	F	M	F	M	F	M	F	M	F
03.0102																
Environmental Science/Studs	05	0	0	0	0	0	0	0	0	0	8	9	0	0	8	9
13.1202																
Elementary Teacher Education	05	0	0	0	0	0	0	0	0	0	0	8	0	0	0	8
13.1203																
Jr Hi/Intermd/Mid Sch Tch Ed	05	0	0	0	0	0	0	0	0	0	1	2	0	0	1	2
13.1303																
Business Teacher Ed (Voc)	05	0	0	0	0	0	0	0	0	0	0	0	0	0	0	0
23.0101																
English Language/Lit Gen	05	0	0	0	0	0	0	0	0	0	0	4	0	0	0	4
31.0301																
Parks/Rec/Leisure Facils Mgt	05	0	0	0	0	1	0	0	0	0	7	3	0	0	8	3
45.0801																
History General	05	0	0	0	0	0	0	0	0	0	0	2	2	0	2	2
50.0101																
Visual & Performing Arts	05	0	0	0	0	0	0	0	0	0	0	0	0	0	0	0
51.1502																
Psych/Mental Health Svc Tech	05	0	0	0	0	0	0	0	0	0	0	10	0	0	0	10
52.0201																
Business Admin & Mgmt Gen	05	0	1	0	0	0	0	0	0	0	2	3	0	0	2	4
52.0301																
Accounting	05	0	1	0	0	0	0	0	0	0	1	4	0	0	1	5
52.0401																
Admin Asst/Sec Sci, Gen	05	0	0	0	0	0	0	0	0	0	0	3	0	0	0	3
52.1401																
Bus Marketing & Market Mgmt	05	0	0	0	0	0	0	0	0	0	0	0	0	0	0	0
26.0101																
Biology	05	0	1	0	0	0	0	0	0	0	2	3	0	0	2	4
24.0102																
General Studies	05	0	0	0	0	0	0	0	0	0	1	1	0	0	1	1
<u>UM Machias Degree Totals</u>	05	0	3	0	0	1	0	0	0	0	22	52	2	0	25	55

INSTITUTIONS:

Award Level	Non Resident Alien	Black Non Hispanic	American Indian or Alaskan Native	Asian or Pacific Islander	Hispanic	White Non Hispanic	Race/Ethnicity Unknown	Grand Total All Students
-------------	--------------------	--------------------	-----------------------------------	---------------------------	----------	--------------------	------------------------	--------------------------

University of Maine Presque Isle

	M	F	M	F	M	F	M	F	M	F	M	F	M	F	M	F
09.0101																
Communications General	05	0	0	0	0	0	0	0	0	0	1	2	0	0	1	2
13.1202																
Elementary Teacher Education	05	4	8	0	0	0	0	0	0	0	3	8	0	0	7	16
13.1314																
Phys Ed Teaching & Coaching	05	0	0	0	0	0	0	0	0	0	4	2	0	0	4	2
16.0901																
French Language/Literature	05	0	0	0	0	0	0	0	0	0	0	0	0	0	0	0
23.0101																
English Language/Lit Gen	05	0	1	0	0	0	0	0	0	0	1	4	0	0	1	5
24.0101																
Lib Arts Sci/Lib Studies	05	15	27	0	0	0	0	0	0	0	1	8	0	0	16	35
26.0101																
Biology General	05	1	0	0	0	0	0	0	0	0	3	1	0	0	4	1
27.0101																
Mathematics	05	0	0	0	0	0	0	0	0	0	0	1	0	0	0	1
30.0101																
Biological & Physical Sci	05	0	0	0	0	0	0	0	0	0	1	2	0	0	1	2
30.9999																
Multi/Interdisc Studs Other	05	0	1	0	1	1	0	0	0	0	10	16	0	0	11	18
31.0301																
Parks/Rec/Leisure Facils Mgmt	05	1	1	0	0	0	0	1	0	0	12	7	0	0	13	9
44.0701																
Social Work	05	0	3	0	0	0	0	0	0	0	2	11	0	0	2	14

INSTITUTIONS:

	Award Level		Non Resident Alien		Black Non Hispanic		American Indian or Alaskan Native		Asian or Pacific Islander		Hispanic		White Non Hispanic		Race/ Ethnicity Unknown		Grand Total All Students	
	M	F	M	F	M	F	M	F	M	F	M	F	M	F	M	F	M	F
UM Presque Isle Cont																		
45.0801																		
History General	05	0	0	0	0	0	0	0	0	0	0	0	2	1	0	0	2	1
45.1001																		
Political Science General	05	0	0	0	0	0	0	0	0	0	0	0	2	0	0	0	2	0
43.0104																		
Criminal Justice Studies	05	0	0	0	0	0	0	0	0	1	0	1	1	0	0	0	2	1
50.0701																		
Art General	05	0	0	0	0	0	0	0	0	0	0	5	2	0	0	5	2	
52.0101																		
Business General	05	2	0	0	0	0	0	0	0	0	0	3	5	0	0	5	5	
52.0301																		
Accounting	05	0	0	0	0	0	0	0	0	0	0	0	1	0	0	0	1	
13.1307																		
Health Teacher Education	05	0	0	0	0	0	0	0	0	0	0	0	2	0	0	0	2	
UM Presque Isle Degree Totals	05	23	41	0	1	1	0	0	1	1	0	51	74	0	0	76	117	
University of Southern Maine																		
03.0102																		
Environmental Science/Studs	05	0	0	0	0	0	0	0	0	0	0	4	7	0	0	4	7	
09.0101																		
Communications General	05	0	0	0	0	1	0	0	0	0	1	8	31	0	0	9	32	
11.0701																		
Computer Science	05	0	0	0	0	0	0	1	0	0	0	8	1	0	0	9	0	
13.1202																		
Elementary Teacher Education	05	0	0	0	0	0	0	0	0	0	0	1	0	0	0	1	0	
13.1309																		
Tech Tchr Ed/Ind Art Tchr Ed	05	0	0	0	0	0	0	0	0	0	0	7	3	0	0	7	3	
13.1312																		
Music Teacher Education	05	0	0	0	0	0	0	0	0	0	0	3	6	0	0	3	6	

INSTITUTIONS:

	Award Level	Non Resident Alien		Black Non Hispanic		American Indian or Alaskan Native		Asian or Pacific Islander		Hispanic		White Non Hispanic		Race/Ethnicity Unknown		Grand Total All Students	
		M	F	M	F	M	F	M	F	M	F	M	F	M	F	M	F
USM Cont																	
13.1320																	
Trade & Indst Tchr Ed (Voc)	05	0	0	0	0	0	0	0	0	0	0	9	7	0	0	9	7
14.1001																	
Elect Electron & Comm Eng	05	0	0	1	0	0	0	1	0	0	0	8	0	0	0	10	0
15.0603																	
Industrial/Manuf Tech/Tech	05	0	0	1	0	0	1	0	0	0	0	26	1	0	0	27	2
16.0901																	
French Language/Literature	05	0	0	0	0	0	0	0	0	0	0	0	0	0	0	0	0
23.0101																	
English Language/Lit Gen	05	0	0	0	0	0	0	0	1	0	0	11	23	0	0	11	24
24.0101																	
Lib Arts Sci/Lib Studies	05	0	0	0	0	0	0	0	0	0	0	15	35	0	0	15	35
24.0103																	
Humanities/Humanistic Studs	05	0	0	0	0	0	0	0	0	0	0	0	1	0	0	0	1
26.0101																	
Biology General	05	0	0	0	0	0	0	0	0	0	1	9	12	0	0	9	13
27.0101																	
Mathematics	05	0	0	0	0	0	0	0	0	0	0	3	6	0	0	3	6
38.0101																	
Philosophy	05	0	0	0	0	0	0	0	0	0	0	3	3	0	0	3	3
40.0101																	
Physical Sciences General	05	0	0	0	0	0	0	0	0	0	0	0	11	0	0	0	11
40.0501																	
Chemistry General	05	0	0	0	0	0	0	0	0	0	0	1	3	0	0	1	3
40.0601																	
Geology	05	0	0	0	0	0	0	0	0	0	0	3	0	0	0	3	0

INSTITUTIONS:

	Award Level	Non Resident Alien		Black Non Hispanic		American Indian or Alaskan Native		Asian or Pacific Islander		Hispanic		White Non Hispanic		Race/Ethnicity Unknown		Grand Total All Students	
		M	F	M	F	M	F	M	F	M	F	M	F	M	F	M	F
USM Cont																	
42.0101																	
Psychology General	05	0	0	0	0	1	1	0	1	0	1	6	45	0	0	7	48
44.0701																	
Social Work	05	0	0	0	0	0	0	0	1	0	0	5	44	0	0	5	45
45.0401																	
Criminology	05	0	0	0	0	0	1	0	0	1	0	17	24	0	0	18	25
45.0601																	
Economics General	05	0	0	0	0	0	0	1	0	0	0	7	3	0	0	8	3
45.0801																	
History General	05	0	0	0	0	0	0	0	0	1	0	21	20	0	0	22	20
45.1001																	
Political Science General	05	0	0	1	0	1	0	0	0	1	0	11	16	0	0	14	16
45.1101																	
Sociology	05	0	0	0	0	0	0	0	0	0	0	6	35	0	0	6	35
45.9999																	
Social Sci & History Oth	05	0	0	0	1	0	0	0	1	0	0	7	40	0	0	7	42
50.0501																	
Drama/Theater Arts Gen	05	0	0	0	0	0	0	0	0	0	0	2	4	0	0	2	4
50.0701																	
Art General	05	0	0	0	0	0	0	1	0	0	0	5	27	0	0	6	27
50.0903																	
Music General Performance	05	0	0	0	0	0	0	1	0	0	0	3	4	0	0	4	4

INSTITUTIONS:

	Award Level	Non Resident Alien		Black Non Hispanic		American Indian or Alaskan Native		Asian or Pacific Islander		Hispanic		White Non Hispanic		Race/ Ethnicity Unknown		Grand Total All Students	
		M	F	M	F	M	F	M	F	M	F	M	F	M	F	M	F
USM Cont																	
51.1601																	
Nursing (RN Training)	05	0	0	0	0	0	0	0	1	0	0	9	83	0	0	9	84
51.2309																	
Recreational Therapy	05	0	0	0	0	0	0	1	0	0	0	5	22	0	0	6	22
52.0201																	
Business Admin & Mgmt Gen	05	0	0	0	0	0	1	1	0	1	0	36	39	0	0	38	40
52.0299																	
Business Admin & Mgmt Oth	05	0	0	0	0	0	0	0	0	0	0	6	6	0	0	6	6
52.0301																	
Accounting	05	0	0	0	0	0	0	0	1	0	0	6	23	0	0	6	24
51.0999																	
Health/Med Diag/Tx Svcs Oth	05	0	0	0	0	0	0	0	0	0	0	1	5	0	0	1	5
05.0207																	
Womens Studies	05	0	0	0	0	0	0	0	0	0	0	0	3	0	0	0	3
13.1302																	
Art Teacher Education	05	0	0	0	0	0	0	0	0	0	0	0	1	0	0	0	1
31.0501																	
Health&Physical Edu., Gen.	05	0	0	0	0	0	0	0	0	0	0	3	2	0	0	3	2
31.0503																	
Athletic Train. And Sports Med.	05	0	0	0	0	0	0	0	0	0	0	3	1	0	0	3	1
51.2202																	
Enviromental Health	05	0	0	0	0	0	0	0	0	0	0	6	2	0	0	6	2
USM Degree Totals	05	0	0	3	3	3	4	7	6	4	3	284	599	0	0	303	612

PUBLIC TOTALS

05	0	0	1	1	1	2	5	4	4	0	159	404	0	0	170	411
-----------	----------	----------	----------	----------	----------	----------	----------	----------	----------	----------	------------	------------	----------	----------	------------	------------

**MAINE PRIVATE COLLEGES AND UNIVERSITIES
POSTSECONDARY COMPLETIONS
AWARDS/DEGREES CONFERRED BETWEEN JULY 1, 1999 AND JUNE 30, 2000**

INSTITUTIONS:

	Award Level	Non Resident Alien		Black Non Hispanic		American Indian or Alaskan Native		Asian or Pacific Islander		Hispanic		White Non Hispanic		Race/Ethnicity Unknown		Grand Total All Students	
		M	F	M	F	M	F	M	F	M	F	M	F	M	F	M	F
Bates College																	
05.0101																	
African Studies	05	0	0	0	0	0	0	0	0	0	0	0	0	0	0	0	0
05.0102																	
American Studies/Civilization	05	0	0	0	1	0	0	0	0	1	0	4	7	0	0	5	8
05.0104																	
East Asian Studies	05	0	0	0	0	0	0	1	0	0	0	2	1	0	0	3	1
05.0207																	
Women's Studies	05	0	0	0	0	0	0	0	1	0	1	0	4	0	0	0	6
14.0101																	
Engineering General	05	0	0	0	0	0	0	0	0	0	0	0	0	0	0	0	0
16.0301																	
Chinese Language/Literature	05	0	0	0	0	0	0	0	0	0	0	2	1	0	0	2	1
16.0402																	
Russian Language/Literature	05	0	0	0	0	0	0	0	0	0	0	1	0	0	0	1	0
16.0501																	
German Language/Literature	05	0	0	0	0	0	0	0	0	0	0	3	1	0	0	3	1
16.0901																	
French Language/Literature	05	0	0	0	0	0	0	0	0	0	0	0	3	0	1	0	4
16.0905																	
Spanish Language/Literature	05	0	0	0	0	0	0	0	0	0	0	1	5	0	1	1	6
23.0101																	
English Language/Lit Gen	05	0	0	0	0	0	0	0	1	0	0	17	16	1	2	18	19
23.1001																	
Speech & Rhetorical Studies	05	0	0	0	0	0	0	0	0	0	0	4	3	0	0	4	3
26.0101																	
Biology General	05	0	0	0	0	0	0	1	1	0	0	19	25	0	0	20	26

INSTITUTIONS:

	Award Level	Non Resident Alien		Black Non Hispanic		American Indian or Alaskan Native		Asian or Pacific Islander		Hispanic		White Non Hispanic		Race/ Ethnicity Unknown		Grand Total All Students	
		M	F	M	F	M	F	M	F	M	F	M	F	M	F	M	F
Bates College Cont																	
26.0202																	
Biochemistry	05	1	0	0	0	0	0	0	1	0	1	4	6	1	0	6	8
27.0101																	
Mathematics	05	0	0	0	0	0	0	0	0	0	0	7	7	0	0	7	7
30.1301																	
Medieval & Renaissance Studs	05	0	0	0	0	0	0	0	0	0	0	2	2	0	0	2	2
30.9999																	
Multi/Interdisc Studs Oth	05	0	0	0	0	0	0	0	0	1	0	3	12	0	1	4	13
38.0101																	
Philosophy	05	0	0	0	0	0	0	0	0	0	0	1	1	1	0	2	1
38.0201																	
Religion/Religious Studies	05	0	0	0	0	0	0	0	1	0	0	3	3	0	0	3	4
40.0501																	
Chemistry General	05	0	0	0	0	0	0	0	0	0	0	4	3	0	0	4	3
40.0601																	
Geology	05	0	0	0	0	0	0	0	0	0	0	6	6	1	0	7	6
40.0801																	
Physics General	05	0	0	0	0	0	0	0	0	0	1	2	5	0	0	2	6
42.0101																	
Psychology General	05	0	0	0	0	0	0	0	0	0	0	9	28	0	1	9	29
45.0201																	
Anthropology	05	0	0	0	1	0	0	0	0	0	1	2	2	0	0	2	4
45.0601																	
Economics General	05	3	4	2	1	0	0	3	0	1	0	24	8	0	1	33	14
45.0801																	
History General	05	0	0	0	0	0	0	0	0	2	0	13	10	0	0	15	10

INSTITUTIONS:

Award Level	Non Resident Alien	Black Non Hispanic		American Indian or Alaskan Native		Asian or Pacific Islander		Hispanic		White Non Hispanic		Race/Ethnicity Unknown		Grand Total All Students	
		M	F	M	F	M	F	M	F	M	F	M	F	M	F

Bates College Cont

45.1001
Political Science General
45.1101
Sociology
50.0501
Drama/Theater Arts Gen
50.0703
Art Hist, Criticism, Conserve
50.0901
Music General
03.0102
Environmental Science/Studies
16.0302
Japanese Language and Lit.
26.0608
Neuroscience
Bates College Degree Totals

	M	F	M	F	M	F	M	F	M	F	M	F	M	F	M	F
05	1	2	0	2	0	0	0	2	0	0	27	13	3	3	31	22
05	0	1	0	0	0	0	0	0	0	0	1	8	0	1	1	10
05	0	0	0	1	0	0	0	0	0	0	1	3	0	0	1	4
05	0	0	0	0	0	0	0	1	0	0	5	10	1	0	6	11
05	0	0	0	0	0	0	0	0	0	0	3	3	1	0	4	3
05	0	0	0	0	0	0	2	1	0	0	16	11	2	1	20	13
05	0	0	0	0	0	0	0	0	0	0	2	1	0	0	2	1
05	0	0	0	0	0	0	0	1	0	0	2	2	1	0	3	3
05	0	7	2	5	0	0	0	7	0	0	137	144	11	8	3	3

Bowdoin College

03.0102
Environmental Science/Studies
05.0103
Asian Studies
05.0201
Afro-Amer (Black) Studies
05.0207
Women's Studies
11.0701
Computer Science
16.0402
Russian Language/Literature

05	0	1	0	0	0	0	0	1	0	1	12	16	0	0	12	19
05	0	0	0	0	0	0	0	2	0	0	1	2	0	1	1	5
05	0	0	0	1	0	0	0	0	0	0	1	0	0	0	1	1
05	0	0	0	0	0	0	0	1	0	0	0	3	0	0	0	4
05	0	0	0	0	0	0	0	0	0	0	4	1	0	0	4	1
05	0	0	0	0	0	0	0	0	0	0	0	1	0	0	0	1

INSTITUTIONS:

	Award Level	Non Resident Alien		Black Non Hispanic		American Indian or Alaskan Native		Asian or Pacific Islander		Hispanic		White Non Hispanic		Race/Ethnicity Unknown		Grand Total All Students	
		M	F	M	F	M	F	M	F	M	F	M	F	M	F	M	F
Bowdoin College Cont																	
16.0501																	
German Language/Literature	05	1	0	0	0	0	0	0	0	0	0	4	6	0	0	5	6
16.0901																	
French Language/Literature	05	1	0	0	0	0	0	0	1	0	2	3	6	0	0	4	9
16.0905																	
Spanish Language	05	0	0	0	0	0	0	0	1	0	1	3	7	1	0	4	9
16.0999																	
Romance Language/Lit Oth	05	0	0	0	0	0	0	0	0	0	0	1	0	0	0	1	0
16.1201																	
Classics/Classical Lang/Lit	05	0	0	0	0	0	0	1	0	0	0	1	1	0	0	2	1
23.0101																	
English Language/Lit Gen	05	0	0	0	1	0	0	0	2	0	1	7	9	1	0	8	13
26.0101																	
Biology General	05	1	1	0	0	0	0	0	1	0	0	10	18	0	0	11	20
26.0202																	
Biochemistry	05	0	0	1	0	0	0	0	1	0	0	12	6	0	0	13	7
27.0101																	
Mathematics	05	0	0	0	0	0	0	0	0	0	0	4	3	0	1	4	4
30.9999																	
Multi/Interdisc Studs, Oth	05	1	1	0	0	0	0	0	1	0	1	1	6	0	0	2	9
38.0101																	
Philosophy	05	0	0	0	0	0	0	0	0	0	0	4	0	0	0	4	0
38.0201																	
Religion/Religious Studies	05	0	0	1	0	0	0	0	0	0	0	1	6	2	0	4	6
40.0501																	
Chemistry General	05	0	0	0	0	0	0	0	0	0	0	3	1	0	0	3	1
40.0599																	
Chemistry, Other	05	0	0	0	0	0	0	0	0	0	0	0	0	0	0	0	0
40.0601																	
Geology	05	0	1	0	0	0	0	0	0	0	0	2	0	0	0	2	1

INSTITUTIONS:

	Award Level		Non Resident Alien		Black Non Hispanic		American Indian or Alaskan Native		Asian or Pacific Islander		Hispanic		White Non Hispanic		Race/Ethnicity Unknown		Grand Total All Students	
	M	F	M	F	M	F	M	F	M	F	M	F	M	F	M	F	M	F
Bowdoin College Cont																		
40.0801																		
Physics General	05	0	0	0	0	0	0	0	0	0	0	0	4	0	0	0	4	0
42.0101																		
Psychology General	05	0	1	0	0	0	0	0	0	1	0	0	5	19	0	1	5	22
45.0201																		
Anthropology	05	0	0	0	0	0	0	0	0	0	1	3	5	0	0	3	6	
45.0301																		
Archeology	05	0	0	0	0	0	0	0	0	0	0	2	4	0	0	2	4	
45.0601																		
Economics General	05	1	1	0	0	0	0	0	1	0	0	24	7	1	0	26	9	
45.0801																		
History General	05	0	0	0	0	1	0	0	0	0	0	15	8	2	1	19	9	
45.1099																		
Political Sci & Govt Oth	05	1	0	0	0	0	0	0	3	1	1	28	15	2	0	32	19	
45.1101																		
Sociology	05	0	0	1	0	0	0	1	0	0	0	2	6	0	0	4	6	
50.0702																		
Fine/Studio Arts	05	0	0	0	0	0	0	0	0	0	0	5	5	0	0	5	5	
50.0703																		
Art History Criticism Conserv	05	0	0	0	1	0	0	1	0	0	0	2	7	0	0	3	8	
50.0901																		
Music General	05	0	0	0	0	0	0	0	0	1	0	1	1	0	0	2	1	
26.0608																		
Neuroscience	05	0	0	0	0	0	0	1	0	0	0	2	4	0	0	3	4	
Bowdoin Degree Totals	05	6	6	3	3	1	0	4	16	2	8	167	173	9	4	193	210	

INSTITUTIONS:

	Award Level	Non Resident Alien	Black Non Hispanic		American Indian or Alaskan Native		Asian or Pacific Islander		Hispanic		White Non Hispanic		Race/Ethnicity Unknown		Grand Total All Students		
			M	F	M	F	M	F	M	F	M	F	M	F	M	F	
Colby College																	
03.0102																	
Environmental Science/Studs	05	0	0	0	0	0	0	0	0	1	0	5	6	0	0	6	6
05.0102																	
American Studies/Civilization	05	0	0	0	0	0	0	0	1	0	0	5	8	0	0	5	9
05.0104																	
East Asian Studies	05	0	0	0	0	0	0	2	1	0	0	2	5	0	0	4	6
5.0107																	
Latin American Studies	05	0	0	0	0	0	0	0	0	0	0	1	1	0	0	1	1
05.0110																	
Russian Slavic Area Studies	05	0	0	0	0	0	0	0	0	0	0	0	1	0	0	0	1
05.0199																	
Area Studies Other	05	0	0	0	0	0	0	0	1	0	2	14	12	0	0	14	15
05.0207																	
Women's Studies	05	0	0	0	2	0	0	0	0	0	0	0	2	0	0	0	4
11.0701																	
Computer Science	05	0	0	0	0	0	0	1	0	0	0	7	1	0	0	8	1
16.0501																	
German Language/Literature	05	0	1	0	0	0	0	0	0	0	0	2	0	0	0	2	1
16.0901																	
French Language/Literature	05	0	1	0	0	0	0	0	1	0	0	1	11	0	0	1	13
16.0905																	
Spanish Language/Literature	05	0	0	0	0	0	0	0	0	0	0	3	6	0	0	3	6
16.1201																	
Classics/Classical Lang Lit	05	0	0	0	0	0	0	0	0	0	0	3	1	0	0	3	1
23.0801																	
English Lit (Brit/Commwlt)	05	0	0	1	0	0	0	0	1	0	3	19	25	0	0	20	29

INSTITUTIONS:

	Award Level	Non Resident Alien	Black Non Hispanic		American Indian or Alaskan Native		Asian or Pacific Islander		Hispanic		White Non Hispanic		Race/Ethnicity Unknown		Grand Total All Students	
			M	F	M	F	M	F	M	F	M	F	M	F	M	F
Colby College Cont																
26.0101																
Biology General	05	1	0	0	0	0	3	1	0	0	25	32	0	0	29	33
27.0101																
Mathematics	05	2	0	0	0	0	0	0	0	0	6	2	0	0	8	2
30.9999																
Multi/Interdisc Studies, Oth	05	0	0	0	0	0	0	0	0	0	0	10	0	0	0	10
38.0101																
Philosophy	05	0	0	0	0	0	1	1	3	0	5	1	0	0	9	2
38.0201																
Religion/Religious Studies	05	0	0	0	0	0	0	0	0	0	1	2	0	0	1	2
40.0501																
Chemistry General	05	0	0	0	0	0	0	1	0	0	8	5	0	0	8	6
40.0601																
Geology	05	0	0	0	0	0	0	0	0	0	4	1	0	0	4	1
40.0801																
Physics General	05	0	0	0	0	0	0	0	1	0	9	2	0	0	10	2
42.0101																
Psychology General	05	0	0	0	0	0	0	0	0	1	10	27	0	0	10	28
45.0201																
Anthropology	05	0	0	1	2	0	0	0	0	1	4	10	0	0	5	13
45.0601																
Economics General	05	3	0	0	0	0	0	2	0	0	30	10	0	0	33	12
45.0801																
History General	05	1	0	1	0	0	0	1	1	1	9	7	0	0	13	9

INSTITUTIONS:

	Award Level	Non Resident Alien		Black Non Hispanic		American Indian or Alaskan Native		Asian or Pacific Islander		Hispanic		White Non Hispanic		Race/Ethnicity Unknown		Grand Total All Students	
		M	F	M	F	M	F	M	F	M	F	M	F	M	F	M	F
Colby College Cont																	
45.1001																	
Political Science General	05	1	0	1	0	0	0	0	0	0	0	17	13	0	0	19	13
45.1101																	
Sociology	05	0	0	1	1	0	0	0	0	0	0	4	6	0	0	5	7
50.0501																	
Drama/Theater Arts Gen	05	0	0	0	0	0	0	0	0	0	0	1	2	0	0	1	2
50.0703																	
Art Hist Criticism Conserv	05	0	0	0	0	0	0	0	0	0	1	2	10	0	0	2	11
50.0902																	
Music History & Literature	05	1	0	0	0	0	0	0	2	0	0	1	3	0	0	2	5
5.0205																	
Jewish/Judaic Studies	05	0	0	0	0	0	0	0	0	0	0	1	0	0	0	1	0
Colby College Degree Totals	05	9	2	5	5	0	0	8	13	6	9	199	222	0	0	227	251
College of the Atlantic																	
30.9999																	
Multi/Interdisc Studs Other	05	0	0	0	0	0	0	0	0	0	1	3	11	9	31	12	43
Collage of the Atlantic	05	0	0	0	0	0	0	0	0	0	1	3	11	9	31	12	43
Husson College																	
11.0101																	
Computer & Info Sciences Gen	05	2	0	0	0	0	0	0	0	0	0	5	5	0	0	7	5
24.0103																	
Humanities/Humanistic Studies	05	0	0	0	0	0	0	0	0	0	0	2	1	0	0	2	1
51.1601																	
Nursing (RN Training)	05	0	0	0	0	0	0	0	0	0	1	4	41	0	0	4	42
52.0201																	
Business Admin & Mgmt Gen	05	0	0	1	1	0	2	1	0	1	1	31	39	0	0	34	43

INSTITUTIONS:

	Award Level	Non Resident Alien		Black Non Hispanic		American Indian or Alaskan Native		Asian or Pacific Islander		Hispanic		White Non Hispanic		Race/Ethnicity Unknown		Grand Total All Students	
		M	F	M	F	M	F	M	F	M	F	M	F	M	F	M	F
Husson College Cont																	
52.0301																	
Accounting	05	1	0	0	0	0	0	0	2	1	0	18	33	0	0	20	35
52.0402																	
Executive Assistant/Secty	05	0	0	0	0	0	0	0	1	0	0	0	1	0	0	0	2
52.0801																	
Finance General	05	1	0	0	0	0	0	0	0	0	0	2	1	0	0	3	1
52.0999																	
Hospitality Svcs Mgmt Oth	05	0	0	0	0	0	0	0	0	0	0	10	2	0	0	10	2
52.1101																	
International Business	05	1	0	0	0	0	0	1	0	0	0	0	0	0	0	2	0
52.1401																	
Bus Marketing & Market Mgmt	05	0	0	0	0	0	0	0	0	0	0	6	1	0	0	6	1
13.1303																	
Business Teacher Education	05	0	0	0	0	0	0	0	0	0	0	0	0	0	0	0	0
22.0103																	
Paralegal/Legal Assistant	05	0	0	0	1	0	0	0	0	0	0	1	1	0	0	1	2
26.0101																	
Biology, General	05	0	0	0	0	0	0	0	0	0	0	0	1	0	0	0	1
43.0103																	
Criminal Justice/Law Enforc. Ad	05	0	0	0	0	0	0	0	0	0	0	2	0	0	0	2	0
52.0799																	
Enterprise Man.&Oper,other	05	0	0	0	0	0	0	0	0	0	0	1	0	0	0	1	0
Husson College Degree Totals	05	5	0	1	2	0	2	2	3	2	2	82	126	0	0	92	135

Maine College of Art

50.0402																	
Graphic Des/Comm Art/Illust	05	0	0	0	0	0	0	1	0	0	0	3	2	0	0	4	2
50.0605																	
Photography	05	0	0	0	0	0	0	0	0	0	0	2	2	0	0	2	2
50.0708																	
Painting	05	0	0	0	0	0	0	0	0	0	0	5	7	0	0	5	7
50.0709																	
Sculpture	05	0	0	0	0	0	0	0	0	0	0	5	4	0	0	5	4
50.0711																	
Ceramics Arts & Ceramics	05	0	0	0	0	0	0	0	0	0	0	1	10	0	0	1	10
50.0713																	
Metal & Jewelry Arts	05	0	1	0	0	0	0	0	0	0	0	1	4	0	0	1	5
50.0701																	
Printmaking	05	0	0	0	0	0	0	0	0	0	0	0	1	0	0	0	1
MCCA Degree Totals	05	0	1	0	0	0	0	1	0	0	0	17	30	0	0	18	31

INSTITUTIONS:

	Award Level	Non Resident Alien		Black Non Hispanic		American Indian or Alaskan Native		Asian or Pacific Islander		Hispanic		White Non Hispanic		Race/Ethnicity Unknown		Grand Total All Students	
		M	F	M	F	M	F	M	F	M	F	M	F	M	F	M	F
St Joseph's College																	
09.0403																	
Mass Communications	05	0	0	1	0	0	0	0	0	0	0	6	6	1	0	8	6
13.0101																	
Education General	05	0	0	0	0	0	0	0	0	0	0	2	24	0	0	2	24
13.1314																	
Phys Ed Teaching & Coaching	05	0	0	0	0	0	0	0	0	0	0	1	5	0	0	1	5
23.0101																	
English Language/Lit Gen	05	0	0	0	0	0	0	0	0	0	0	5	3	0	0	5	3
26.0101																	
Biology General	05	0	0	0	0	0	0	0	0	0	0	4	8	0	0	4	8
27.0101																	
Mathematics	05	0	0	0	0	0	0	0	0	0	0	1	2	0	0	1	2
38.0101																	
Philosophy	05	0	0	0	0	0	0	0	0	0	0	0	1	0	0	0	1
39.0601																	
Theology	05	0	0	0	0	0	0	0	0	0	0	0	0	0	0	0	0
42.0101																	
Psychology General	05	0	0	0	0	0	0	0	0	0	0	1	4	0	0	1	4
45.0801																	
History General	05	0	0	0	0	0	0	0	0	0	0	2	4	0	0	2	4
51.0701																	
Health Sys/Health Svcs Admin	05	0	0	0	0	0	0	0	0	0	1	0	13	6	14	6	28
51.0907																	
Medical Radiologic Tech/Tech	05	0	0	0	0	0	0	0	0	0	0	1	1	1	5	2	6
51.1601																	
Nursing (RN Training)	05	0	0	0	0	0	0	1	0	0	1	3	25	0	8	4	34
52.0299																	
Business Admin & Mgmt Oth	05	0	0	0	0	0	0	0	0	0	0	1	7	1	5	2	12

INSTITUTIONS:

	Award Level	Non Resident Alien		Black Non Hispanic		American Indian or Alaskan Native		Asian or Pacific Islander		Hispanic		White Non Hispanic		Race/Ethnicity Unknown		Grand Total All Students	
		M	F	M	F	M	F	M	F	M	F	M	F	M	F	M	F
St Joseph's College Cont																	
52.0301																	
Accounting	05	0	0	1	0	0	0	0	0	0	0	1	2	0	0	2	2
52.1401																	
Bus Marketing & Market Mgmt	05	0	0	1	0	0	0	0	0	0	0	6	2	0	0	7	2
45.1101																	
Sociology	05	0	0	0	0	0	0	0	0	0	0	1	13	0	0	1	13
24.0102																	
General Studies	05	0	0	0	1	0	0	0	0	0	0	0	35	2	71	2	107
40.0599																	
Chemistry, other	05	0	0	0	0	0	0	0	0	0	0	2	0	0	0	2	0
52.0801																	
Finance, General	05	0	0	0	0	0	0	0	0	0	0	1	0	0	1	1	1
52.1101																	
International Business	05	0	0	0	0	0	0	0	0	0	0	1	0	0	0	1	0
St Joseph's College Degree Total	05	0	0	3	1	0	0	1	0	2	0	39	155	11	104	54	262
Thomas College																	
11.0101																	
Computer & Info Science Gen	05	0	0	0	0	0	0	0	0	0	0	0	0	11	2	11	2
13.1303																	
Business Teacher Ed (Voc.)	05	0	0	0	0	0	0	0	0	0	0	0	0	0	4	0	4
13.1311																	
Mathematics Teacher Ed	05	0	0	0	0	0	0	0	0	0	0	0	0	2	0	2	0
31.0504																	
Sport & Fitness Admin/Mgmt	05	0	1	0	0	0	0	0	0	0	0	0	0	7	3	7	4
52.0201																	
Business Admin & Mgmt Gen	05	0	0	0	0	0	0	0	0	0	0	0	0	5	15	5	15
52.0301																	
Accounting	05	0	0	0	0	0	0	0	0	0	0	0	0	7	12	7	12
52.0801																	
Finance General	05	0	0	0	0	0	0	0	0	0	0	0	0	1	6	1	6
52.1401																	
Bus Marketing & Market Mgmt	05	0	0	0	0	0	0	0	0	0	0	0	0	1	2	1	2
52.1001																	
Human Res. Mgmt	05	0	0	0	0	0	0	0	0	0	0	0	0	0	1	0	1
52.1101																	
International Business	05	0	0	0	0	0	0	0	0	0	0	0	0	0	0	0	0
Thomas College Degree Totals	05	0	1	0	0	0	0	0	0	0	0	0	0	34	45	34	46

INSTITUTIONS:

	Award Level	Non Resident Alien	Black Non Hispanic		American Indian or Alaskan Native		Asian or Pacific Islander		Hispanic		White Non Hispanic		Race/Ethnicity Unknown		Grand Total All Students		
			M	F	M	F	M	F	M	F	M	F	M	F	M	F	
Unity College																	
1.0303																	
Aquaculture Oper & Prod. Mgmt	05	0	0	0	0	0	0	0	0	0	0	7	0	0	0	7	0
03.0201																	
Nat Resources Mgmt & Policy	05	0	0	0	0	0	0	0	0	0	0	11	7	0	0	11	7
03.0301																	
Fishing & Fishery Sci & Mgmt	05	0	0	0	0	0	0	0	0	0	0	4	0	0	0	4	0
03.0502																	
Forestry Sciences	05	0	0	0	0	0	0	0	0	0	0	7	1	0	0	7	1
03.0601																	
Wildlife & Wildlands Mgmt	05	0	0	0	0	0	0	0	0	0	0	6	9	0	0	6	9
03.9999																	
Conserv & Renew Nat Res Oth	05	0	0	0	0	0	0	0	0	0	0	24	2	0	0	24	2
24.0103																	
Humanities/Humanistic Studs	05	0	0	0	0	0	0	0	0	0	0	0	3	0	0	0	3
31.0101																	
Parks/Rec/Leisure Studies	05	0	0	0	0	0	0	0	0	0	0	25	7	0	0	25	7
Unity Degree Totals	05	0	0	0	0	0	0	0	0	0	0	77	29	0	0	77	29
University of New England																	
03.0102																	
Environmental Science/Studs	05	0	0	0	0	0	0	0	0	0	0	6	2	0	0	6	2
13.1202																	
Elementary Teacher Education	05	0	0	0	0	0	0	0	0	0	0	0	8	0	0	0	8
13.1204																	
PreElem/EC/Kindergn Tchr Ed	05	0	0	0	0	0	0	0	0	0	0	0	3	0	0	0	3
24.0101																	
Lib Arts Sci/Lib Studies	05	0	0	0	0	0	0	1	0	0	0	0	2	0	0	1	2
26.0101																	
Biology General	05	0	0	0	0	0	0	0	0	0	1	1	5	0	0	1	6
26.0607																	
Marine/Aquatic Biology	05	0	0	0	0	0	0	0	0	0	0	2	4	0	0	2	4
31.0503																	
Athletic Training	05	0	0	0	0	0	0	0	0	0	0	4	1	0	0	4	1
31.0504																	
Sport & Fitness Admin/Mgmt	05	0	0	0	0	0	0	0	0	0	0	4	0	0	0	4	0

INSTITUTIONS:

	Award Level		Non Resident Alien		Black Non Hispanic		American Indian or Alaskan Native		Asian or Pacific Islander		Hispanic		White Non Hispanic		Race/Ethnicity Unknown		Grand Total All Students	
	M	F	M	F	M	F	M	F	M	F	M	F	M	F	M	F	M	F
UNE Cont																		
31.0505																		
Exercise Science	05	0	0	0	0	0	0	0	0	0	0	0	2	0	0	0	0	2
42.0101																		
Psychology General	05	0	0	0	0	0	0	0	0	0	0	2	6	0	0	2	6	
51.0602																		
Dental Hygienist	05	0	0	0	0	0	0	0	1	0	0	0	5	0	0	0	6	
51.0702																		
Hospital/Health Facil Admin	05	0	0	0	0	0	0	1	0	0	0	0	2	0	0	1	2	
51.1399																		
Medical Basic Sciences Oth	05	0	0	0	0	0	0	0	1	0	0	2	5	0	0	2	6	
51.1699																		
Nursing Other	05	0	0	0	0	0	0	0	0	0	1	0	20	0	0	0	21	
51.2306																		
Occupational Therapy	05	0	0	0	0	0	0	0	1	1	0	6	46	0	0	7	47	
51.9999																		
Health Prof. & Related Science	05	0	0	0	0	0	0	0	1	0	0	16	65	0	0	16	66	
52.9999																		
Bus Mgmt & Admin Svcs Oth	05	0	0	0	0	0	0	0	0	0	0	0	2	0	0	0	2	
5.0102																		
American Studies/Civilization	05	0	0	0	0	0	0	0	0	0	0	1	3	0	0	1	3	
26.0202																		
Biochemistry	05	0	0	0	0	0	0	0	0	0	0	1	4	0	0	1	4	
52.1003																		
Organizational Behavior Stu.	05	0	0	0	1	0	0	0	0	0	0	1	2	3	6	4	9	
UNE Degree Totals	05	0	0	0	1	0	0	2	264	1	2	46	187	3	6	3432	200	

INSTITUTIONS:

**New England Baptist
Bible College**


39.0201

Bible/Biblical Studies

NEBBC Degree Totals

	Award Level		Non Resident Alien		Black Non Hispanic		American Indian or Alaskan Native		Asian or Pacific Islander		Hispanic		White Non Hispanic		Race/Ethnicity Unknown		Grand Total All Students	
	M	F	M	F	M	F	M	F	M	F	M	F	M	F	M	F	M	F
05	0	0	0	0	0	0	0	0	0	0	0	1	1	0	0	1	1	
05	0	0	0	0	0	0	0	0	0	0	0	1	1	0	0	1	1	
PUBLIC TOTALS	05	73	132	11	7	13	29	12	12	10	11	1,177	1,705	9	15	1,307	1,911	
PRIVATE TOTALS	05	20	17	14	17	1	2	18	303	13	22	768	1078	77	198	4143	1211	
TOTAL ALL STUDENTS	05	93	149	25	24	14	31	30	315	23	33	1,945	2,783	86	213	5,450	3,122	

AWARD LEVEL



06: Post Baccalaureate Certificate

**MAINE PUBLIC COLLEGES AND UNIVERSITIES
POSTSECONDARY COMPLETIONS
AWARDS/DEGREES CONFERRED BETWEEN JULY 1, 1999 AND JUNE 30, 2000**

INSTITUTIONS:

Award Level	Non Resident Alien	Black Non Hispanic		American Indian or Alaskan Native		Asian or Pacific Islander		Hispanic		White Non Hispanic		Race/Ethnicity Unknown		Grand Total All Students	
-------------	--------------------	--------------------	--	-----------------------------------	--	---------------------------	--	----------	--	--------------------	--	------------------------	--	--------------------------	--

University of Maine

3.0509

Wood Sci & Pulp/Paper Tech

UMO Degree Totals

	M	F	M	F	M	F	M	F	M	F	M	F	M	F	M	F
06	4	0	0	0	0	0	0	0	0	0	0	0	0	0	4	0
06	4	0	0	0	0	0	0	0	0	0	0	0	0	0	4	0

PUBLIC TOTALS

06	4	0	0	0	0	0	0	0	0	0	0	0	0	0	4	0
----	---	---	---	---	---	---	---	---	---	---	---	---	---	---	---	---


PRIVATE TOTALS

06	0	0	0	0	0	0	0	0	0	0	0	0	0	0	0	0
----	---	---	---	---	---	---	---	---	---	---	---	---	---	---	---	---

TOTAL ALL STUDENTS

06	4	0	0	0	0	0	0	0	0	0	0	0	0	0	4	0
----	---	---	---	---	---	---	---	---	---	---	---	---	---	---	---	---

AWARD LEVEL



07: Master's Degree

**MAINE PUBLIC COLLEGES AND UNIVERSITIES
POSTSECONDARY COMPLETIONS
AWARDS/DEGREES CONFERRED BETWEEN JULY 1, 1999 AND JUNE 30, 2000**

INSTITUTIONS:

Award Level	Non Resident Alien		Black Non Hispanic		American Indian or Alaskan Native		Asian or Pacific Islander		Hispanic		White Non Hispanic		Race/Ethnicity Unknown		Grand Total All Students		
	M	F	M	F	M	F	M	F	M	F	M	F	M	F	M	F	
Maine Maritime Academy																	
52.9999																	
Business Mgmt	07	5	0	0	0	0	0	0	0	0	0	5	0	0	0	10	0
MMA Degree Totals	07	5	0	0	0	0	0	0	0	0	0	5	0	0	0	10	0
University of Maine Orono																	
01.0103																	
Agriculture Economics	07	1	0	0	0	0	0	0	0	0	0	3	0	0	0	4	0
01.0303																	
Aquaculture Oper & Prod Mgmt	07	0	0	0	0	0	0	0	0	0	0	1	1	0	0	1	1
02.0301																	
Food Sciences & Technology	07	1	2	0	1	0	0	0	1	0	0	1	6	0	0	2	10
02.0499																	
Plant Sciences Other	07	0	1	0	0	0	0	0	0	0	0	2	0	0	0	2	1
03.0102																	
Environmental Science/Studs	05	0	0	0	0	0	0	0	0	0	0	0	0	0	0	0	0
03.0501																	
Forestry General	07	1	1	0	0	0	0	0	0	0	0	3	4	0	0	4	5
03.0601																	
Wildlife & Wildlands Mgmt	07	0	0	0	0	0	0	0	0	0	0	1	2	0	0	1	2
11.0701																	
Computer Sciences	07	2	0	0	0	0	0	0	0	0	0	0	0	0	0	2	0
13.0401																	
Educ Admin & Supervis Gen	07	0	0	0	0	0	0	0	0	0	0	9	8	0	0	9	8
13.0406																	
Higher Education Admin	07	0	0	0	0	0	0	0	0	0	0	3	7	0	0	3	7

INSTITUTIONS:

	Award Level		Non Resident Alien		Black Non Hispanic		American Indian or Alaskan Native		Asian or Pacific Islander		Hispanic		White Non Hispanic		Race/ Ethnicity Unknown		Grand Total All Students	
	M	F	M	F	M	F	M	F	M	F	M	F	M	F	M	F	M	F
UMO Cont																		
13.1001																		
Special Education General	07	0	1	0	6	5	1	0	0	2	396	215	10	14	438	227	852	
13.1101																		
Counselor Ed Couns/Guid Svcs	07	0	0	0	0	0	0	0	0	0	0	0	11	0	0	11	0	
13.1202																		
Elementary Teacher Education	07	0	0	0	0	0	0	0	0	0	0	9	19	0	0	9	19	
13.1205																		
Secondary Teacher Education	07	0	0	0	0	0	0	0	0	0	0	12	14	0	0	12	14	
13.1314																		
Phys Ed Tchng & Coaching	07	0	1	0	0	0	1	0	0	0	0	7	7	0	0	7	9	
13.1315																		
Reading Teacher Education	05	0	0	0	0	0	0	0	0	0	0	0	1	0	0	0	1	
13.1316																		
Science Teacher Ed General	07	0	0	0	0	0	0	0	0	0	0	2	5	0	0	2	5	
13.1318																		
Social Studies Teacher Ed	07	0	0	0	0	0	0	0	0	0	0	1	0	0	0	1	0	
13.1399																		
Tchr Ed Acad/Voc Pgms Oth	07	0	0	0	0	0	0	0	0	0	0	6	48	0	0	6	48	
14.0301																		
Agricultural Engineering	07	0	0	0	0	0	0	0	0	0	0	0	0	0	0	0	0	
14.0701																		
Chemical Engineering	07	1	1	0	0	0	0	0	0	0	0	1	4	0	0	2	5	
14.0801																		
Civil Engineering General	07	0	0	0	0	0	0	0	0	0	0	2	2	0	0	2	2	
14.0899																		
Civil Engineering Other	07	1	1	0	0	0	0	0	0	0	0	8	1	0	0	9	2	
14.1001																		
Elect Electron & Comm Eng	07	0	0	0	0	0	0	0	0	0	0	8	1	0	0	8	1	
14.1901																		
Mechanical Engineering	07	0	1	0	0	0	0	0	0	0	0	4	0	0	0	4	1	

INSTITUTIONS:

	Award Level	Non Resident Alien	Black Non Hispanic		American Indian or Alaskan Native		Asian or Pacific Islander		Hispanic		White Non Hispanic		Race/ Ethnicity Unknown		Grand Total All Students		
			M	F	M	F	M	F	M	F	M	F	M	F	M	F	
UMO Cont																	
16.0901																	
French Language/Literature	07	0	1	0	0	0	0	0	0	0	0	2	0	0	0	3	
19.0701																	
Indiv/Fam Develop Studs Gen	07	0	0	0	0	0	0	0	0	0	0	6	0	0	0	6	
23.0101																	
English Language/Lit Gen	07	0	0	0	0	0	0	1	0	0	4	3	0	0	4	4	
23.1001																	
Speech & Rhetorical Studies	07	0	1	1	0	0	0	0	0	0	0	6	0	0	1	7	
24.0101																	
Lib Arts Sci/Lib Studies	05	0	0	0	0	0	0	0	0	0	2	2	0	0	2	2	
26.0202																	
Biochemistry	07	0	0	0	0	0	0	0	0	0	1	0	0	0	1	0	
26.0301																	
Botany General	07	0	0	0	0	0	0	0	0	0	0	1	0	0	0	1	
26.0701																	
Zoology General	07	0	0	0	0	0	0	1	0	0	0	4	1	0	0	5	1
26.0702																	
Entomology	07	0	0	0	0	0	0	0	0	0	0	1	0	0	0	1	
27.0101																	
Mathematics	07	1	1	0	0	0	0	0	0	0	0	1	0	0	2	1	
40.0501																	
Chemistry General	07	3	0	0	0	0	0	0	0	0	0	0	0	0	3	0	
40.0601																	
Geology	07	0	0	0	0	0	0	0	0	0	0	5	2	0	0	5	2

INSTITUTIONS:

	Award Level	Non Resident Alien		Black Non Hispanic		American Indian or Alaskan Native		Asian or Pacific Islander		Hispanic		White Non Hispanic		Race/ Ethnicity Unknown		Grand Total All Students	
		M	F	M	F	M	F	M	F	M	F	M	F	M	F	M	F
UMO Cont																	
40.0702																	
Oceanography	07	0	0	0	0	0	0	0	0	0	0	2	0	0	0	2	0
40.0801																	
Physics General	07	0	0	0	0	0	0	0	0	0	0	1	0	0	0	1	0
44.0401																	
Public Administration	07	1	0	0	0	0	0	0	0	0	0	6	5	0	0	7	5
44.0701																	
Social Work	07	0	0	0	0	0	0	0	1	0	0	5	20	0	0	5	21
45.0201																	
Anthropology	07	0	0	0	0	0	0	0	0	0	0	0	1	0	0	0	1
45.0601																	
Economics General	07	0	0	0	0	0	0	0	0	0	0	3	0	0	0	3	0
45.0801																	
History General	07	2	0	0	0	0	0	0	0	0	0	5	3	0	0	7	3
50.0501																	
Drama/Theater Arts Gen	07	0	0	0	0	0	0	0	0	0	0	3	2	0	0	3	2
50.0901																	
Music General	07	0	1	0	0	0	0	0	0	0	0	3	2	0	0	3	3
51.0201																	
Communication Disorders Gen	07	0	0	0	0	0	0	0	0	0	0	0	11	0	0	0	11
51.1601																	
Nursing (RN Training)	07	0	0	0	0	0	0	0	0	0	0	0	4	0	0	0	4
52.0201																	
Business Admin & Mgmt Gen	07	5	4	0	0	0	2	1	0	0	0	24	13	0	0	30	19
2.0201																	
Animal Sciences, General	07	0	1	0	0	0	0	0	0	0	0	0	0	0	0	0	1
2.0501																	
Soil Sciences	07	0	0	0	0	0	0	0	0	0	0	0	2	0	0	0	2
5.0207																	
Women's Studies	07	0	0	0	0	0	0	0	0	0	0	0	0	0	0	0	0
13.0501																	
Educational/Instructional Media	07	0	0	0	0	1	0	0	0	0	0	1	2	0	0	2	2
26.0101																	
Biology, General	07	0	0	0	0	0	0	0	0	0	0	1	0	0	0	1	0
40.0699																	
Geological and Related Science	07	0	0	0	0	0	1	0	0	0	0	0	0	0	0	0	1
45.0699																	
Economics, Other	07	0	1	0	0	0	0	0	0	0	0	0	0	0	0	0	1
UMO Degree Totals	07	20	19	1	2	1	4	2	3	2	396	151	250	0	0	175	278

INSTITUTIONS:

University of Southern Maine

	Award Level	Non Resident Alien		Black Non Hispanic		American Indian or Alaskan Native		Asian or Pacific Islander		Hispanic		White Non Hispanic		Race/Ethnicity Unknown		Grand Total All Students	
		M	F	M	F	M	F	M	F	M	F	M	F	M	F	M	F
05.0199																	
Area Studies Other	07	0	0	0	0	0	1	0	0	0	0	3	5	0	0	3	6
11.0701																	
Computer Science	07	0	0	0	0	0	0	0	1	0	0	3	1	0	0	3	2
13.0405																	
Elem Mid Sec Educ Admin	07	0	0	0	0	0	0	0	0	0	0	9	15	0	0	9	15
13.1001																	
Special Education General	07	0	0	0	0	0	0	0	0	0	0	1	13	0	0	1	13
13.1101																	
Counselor Ed Couns/Guid Svcs	07	0	0	0	0	0	0	0	0	0	0	5	19	0	0	5	19
13.1201																	
Adult Continuing Teacher Ed	07	0	0	0	0	0	0	0	1	0	0	5	14	0	0	5	15
13.1206																	
Teacher Ed Multiple Levels	07	0	0	0	0	0	1	0	0	0	0	15	41	0	0	15	42
13.1315																	
Reading Teacher Education	07	0	0	0	0	0	1	0	1	0	0	2	18	0	0	2	20
27.0501																	
Mathematical Statistics	07	0	0	0	0	0	0	0	0	0	0	0	1	0	0	0	1
42.1701																	
School Psychology	07	0	0	0	0	0	0	0	0	0	0	3	10	0	0	3	10
44.0501																	
Public Policy Analysis	07	0	0	0	1	0	0	0	0	0	0	8	5	0	0	8	6
51.0701																	
Health Sys/Health Svcs Admin	07	0	0	0	0	0	0	0	0	0	0	1	1	0	0	1	1
51.1307																	
Medical Immunology	07	0	0	0	0	0	0	0	0	0	0	2	3	0	0	2	3
51.1601																	
Nursing (RN Training)	07	0	0	0	0	0	0	0	0	0	0	2	26	0	0	2	26
51.2306																	
Occupational Therapy	07	0	0	0	0	0	0	0	0	0	0	2	20	0	0	2	20
52.0201																	
Business Admin & Mgmt Gen	07	0	0	0	0	0	0	0	1	0	0	20	11	0	0	20	12
13.132																	
Trade & Industrial Tchr Ed	07	0	0	0	0	0	0	0	0	0	0	1	0	0	0	1	0
<u>USM Degree Totals</u>	07	0	0	0	1	0	3	0	4	0	0	82	203	0	0	82	211

PUBLIC TOTALS

07	25	19	1	3	1	7	2	7	2	396	238	453	0	0	267	489
----	----	----	---	---	---	---	---	---	---	-----	-----	-----	---	---	-----	-----

**MAINE PRIVATE COLLEGES AND UNIVERSITIES
POSTSECONDARY COMPLETIONS
AWARDS/DEGREES CONFERRED BETWEEN JULY 1, 1999 AND JUNE 30, 2000**

INSTITUTIONS:

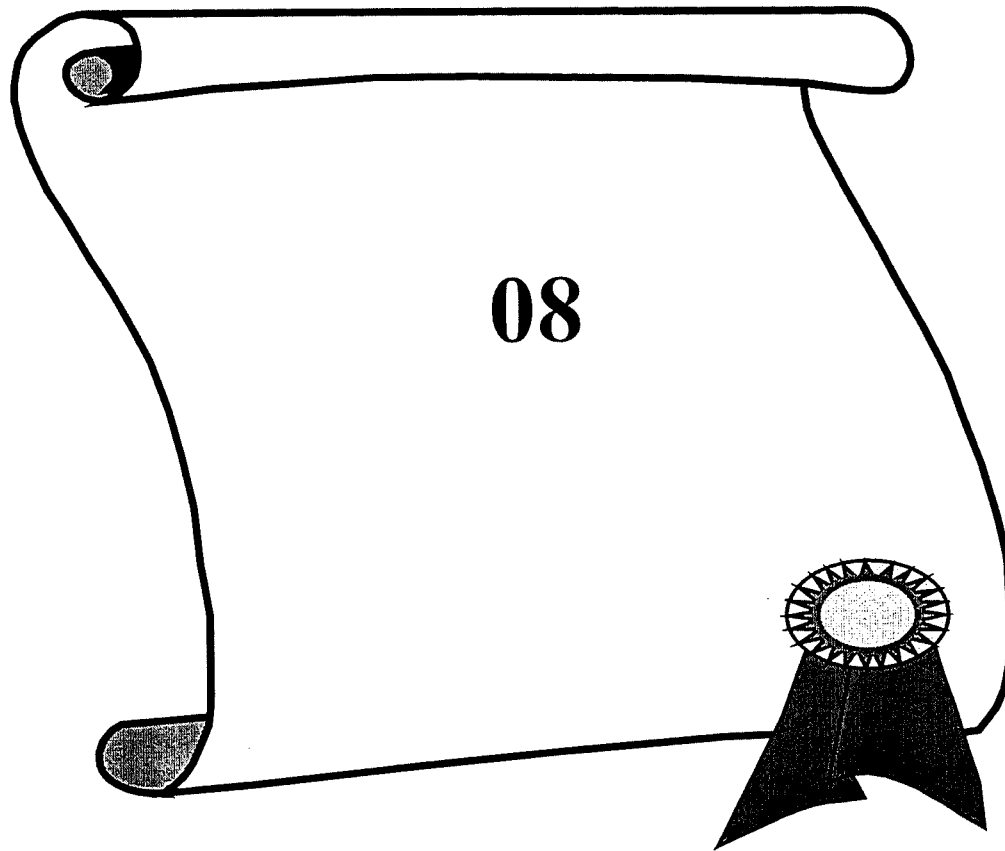
	Award Level	Non Resident Alien	Black Non Hispanic		American Indian or Alaskan Native		Asian or Pacific Islander		Hispanic		White Non Hispanic		Race/Ethnicity Unknown		Grand Total All Students	
			M	F	M	F	M	F	M	F	M	F	M	F	M	F
Bangor Theological Seminary																
39.0601																
Theology/Theological Studies	07	0	0	0	0	1	0	0	0	0	0	1	0	0	0	1
<i>BTS Degree Totals</i>	07	0	0	0	0	1	0	0	0	0	0	0	0	0	0	1
College of the Atlantic																
30.9999																
Multi/Interdisc Studs Oth	07	0	0	0	0	0	0	0	0	0	0	2	0	0	0	2
<i>COA Degree Totals</i>	07	0	0	0	0	0	0	0	0	0	0	2	0	0	0	2
Husson College																
51.1605																
Nursing Family Pract (Post-RN)	07	0	0	0	0	0	0	0	0	0	0	6	0	0	0	6
51.161																
Nursing Psych/Mental Health	07	0	0	0	0	0	0	0	0	1	0	5	0	0	0	6
52.0201																
Business Admin & Mgmt, Gen	07	3	3	0	0	0	0	0	0	0	34	29	0	0	37	32
52.0301																
Accounting	07	0	0	0	0	0	0	0	0	1	0	0	0	0	1	0
51.2308																
Physical Therapy	07	0	1	0	0	0	0	0	0	0	13	20	0	0	13	21
<i>Husson College Degree Totals</i>	7	3	4	0	0	0	0	0	0	1	48	60	0	0	51	65
St Joseph's College																
51.0701																
Health Sys/Health Svcs Admin	07	0	0	0	0	0	0	0	0	0	1	11	8	28	9	39
51.1602																
Nursing Administration	07	0	0	0	0	0	0	0	0	0	1	2	0	1	1	3
<i>SJC Degree Totals</i>	07	0	0	0	0	0	0	0	0	0	2	13	8	29	10	42
Thomas College																
52.0201																
Business Admin & Mgmt Gen	07	0	0	0	0	0	0	0	0	0	0	0	3	12	3	12
13.1321																
Computer Teacher Educ	07	0	0	0	0	0	0	0	0	0	0	0	13	14	13	14
52.0202																
Taxation	07	0	0	0	0	0	0	0	0	0	0	0	1	0	1	0
<i>Thomas Degree Totals</i>	07	0	0	0	0	0	0	0	0	0	0	0	17	26	16	26

INSTITUTIONS:

University of New England

	M	F	M	F	M	F	M	F	M	F	M	F	M	F	M	F	
13.9999																	
Education, Other	07	0	0	0	0	1	1	0	0	0	0	14	73	2	13	17	87
44.0701																	
Social Work	07	0	1	1	1	0	0	0	0	0	0	10	41	1	5	12	48
51.0807																	
Physician Assistant	07	0	0	0	0	0	0	0	0	0	0	15	18	0	2	15	20
51.1604																	
Nursing Anesthetist	07	0	0	2	1	1	0	1	1	1	0	3	15	0	1	8	18
UNE Degree Totals	07	0	1	3	2	2	1	1	1	1	0	42	147	3	21	52	173
PUBLIC TOTALS	07	25	19	1	3	1	7	2	7	2	396	238	453	0	0	267	489
PRIVATE TOTALS	07	3	5	3	2	2	2	1	1	1	1	92	222	28	76	130	309
TOTAL ALL STUDENTS	07	28	24	4	5	3	9	3	8	3	397	330	675	28	76	397	798

AWARD LEVEL



08: Post-Master's Certificate

**MAINE PUBLIC COLLEGES AND UNIVERSITIES
POSTSECONDARY COMPLETIONS
AWARDS/DEGREES CONFERRED BETWEEN JULY 1, 1999 AND JUNE 30, 2000**

INSTITUTIONS:

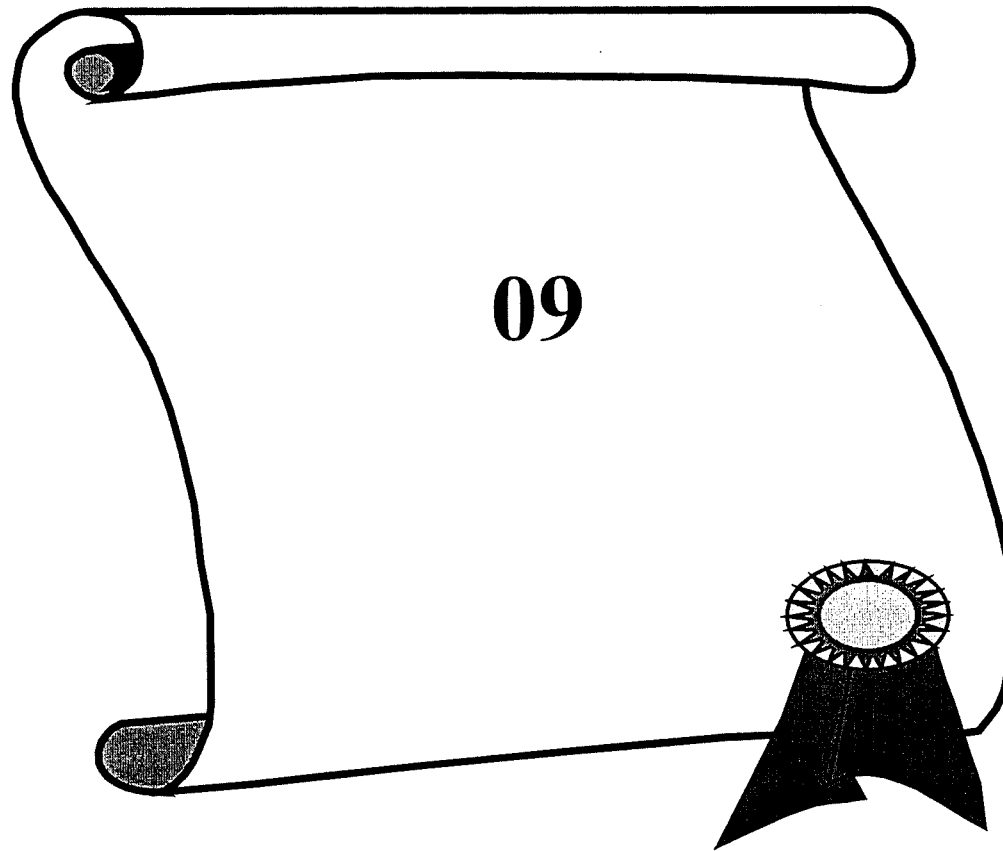
	Award Level		Non Resident Alien		Black Non Hispanic		American Indian or Alaskan Native		Asian or Pacific Islander		Hispanic		White Non Hispanic		Race/Ethnicity Unknown		Grand Total All Students	
	M	F	M	F	M	F	M	F	M	F	M	F	M	F	M	F	M	F
University of Maine																		
13.0401																		
Educ Admin & Supervis Gen	08	0	0	0	0	0	0	0	0	0	0	6	10	0	1	6	11	
13.1399																		
Tchr Ed Acad/Voc Pgms Oth	08	0	0	0	0	0	0	0	0	0	0	2	5	0	0	2	5	
13.1101																		
Counselor Ed/Guid Svcs	08	0	0	0	0	0	0	0	0	0	0	0	2	0	0	0	2	
13.1315																		
Reading Teacher Education	08	0	0	0	0	0	0	0	0	0	0	0	6	0	0	0	6	
13.1101																		
Special Education	08	0	0	0	0	0	0	0	0	0	0	0	1	0	0	0	1	
13.1205																		
Secondary Education, General	08	0	0	0	0	0	0	0	0	0	0	1	0	0	0	1	0	
UMO Degree Totals	8	0	0	0	0	0	0	0	0	0	0	9	24	0	1	9	25	
 PUBLIC TOTALS	08	0	0	0	0	0	0	0	0	0	0	9	24	0	1	9	25	

**MAINE PUBLIC COLLEGES AND UNIVERSITIES
POSTSECONDARY COMPLETIONS
AWARDS/DEGREES CONFERRED BETWEEN JULY 1, 1999 AND JUNE 30, 2000**

INSTITUTIONS:

	Award Level	Non Resident Alien		Black Non Hispanic		American Indian or Alaskan Native		Asian or Pacific Islander		Hispanic		White Non Hispanic		Race/Ethnicity Unknown		Grand Total All Students	
		M	F	M	F	M	F	M	F	M	F	M	F	M	F	M	F
University of Maine																	
2.0201																	
Animal Sciences, General	09	0	1	0	0	0	0	0	0	0	0	0	0	0	0	0	1
02.0301																	
Food Science & Technology	09	0	0	0	0	0	0	0	0	0	0	0	1	0	0	0	1
02.0501																	
Soil Sciences	09	0	0	0	0	0	0	1	0	0	0	0	0	0	0	1	0
03.0601																	
Wildlife & Wildlands Mgmt	09	0	0	0	0	0	0	0	0	0	0	2	0	0	0	2	0
13.0101																	
Education General	09	0	0	0	0	0	0	0	0	0	0	1	0	0	0	1	0
13.0401																	
Educ Admin & Supervis Gen	09	0	0	0	0	0	0	0	0	0	0	1	0	0	0	1	0
13.1101																	
Counselor Ed Couns/Guid Svcs	09	0	0	0	0	0	0	0	0	0	0	0	0	0	0	0	0
13.1315																	
Reading Teacher Education	09	0	0	0	0	0	0	0	0	0	0	0	1	0	0	0	1
13.1399																	
Tchr Ed, Acad/Voc Prms, Oth	09	0	0	0	0	0	0	0	0	0	0	2	2	0	0	2	2
14.0701																	
Chemical Engineering	09	0	0	0	0	0	0	0	0	0	0	1	0	0	0	1	0
14.0801																	
Civil Engineering General	09	0	0	0	0	0	0	0	0	0	0	1	0	0	0	1	0
14.0899																	
Civil Engineering Other	09	3	1	1	0	0	0	0	0	0	0	0	0	0	0	4	1
26.0101																	
Biology, General	09	0	0	0	0	0	0	0	0	0	0	1	0	0	1	1	1
26.0402																	
Molecular Biology	09	0	1	0	0	0	0	0	0	0	0	0	0	0	0	0	1
26.0701																	
Zoology General	09	0	0	0	0	0	0	0	0	0	0	0	2	0	0	0	2
40.0501																	
Chemistry General	09	3	0	0	0	0	0	0	0	0	0	1	1	0	0	4	1
40.0702																	
Oceanography	09	0	0	0	0	0	0	0	0	0	0	2	0	0	0	2	0

AWARD LEVEL




09: Doctor's Degree

INSTITUTIONS:

	Award Level		Non Resident Alien		Black Non Hispanic		American Indian or Alaskan Native		Asian or Pacific Islander		Hispanic		White Non Hispanic		Race/Ethnicity Unknown		Grand Total All Students	
	M	F	M	F	M	F	M	F	M	F	M	F	M	F	M	F	M	F
UMO Cont																		
40.0801																		
Physics General	09	1	0	0	0	0	0	0	0	0	0	4	0	0	0	5	0	
42.0101																		
Psychology General	09	0	0	0	0	0	0	0	0	0	0	1	2	0	0	1	2	
44.0401																		
Public Admin	09	0	0	0	0	0	0	0	0	0	0	1	0	0	0	1	0	
45.0801																		
History General	09	0	0	0	0	0	0	0	0	0	0	1	0	0	0	1	0	
1.0303																		
Aquaculture Oper.&Prod. Mgmt.	09	0	0	0	0	0	0	0	0	0	0	1	0	0	0	1	0	
3.0501																		
Forestry, General	09	0	0	0	0	0	0	0	0	0	0	1	1	0	0	1	1	
13.1316																		
Science Teacher Education	09	0	0	0	0	0	0	0	0	0	0	0	1	0	0	0	1	
14.1001																		
Electrical, Electronics and Com	09	0	0	0	0	0	0	0	0	0	0	2	0	0	0	2	0	
14.1901																		
Mechanical Engineering	09	0	0	0	0	0	0	0	0	0	0	1	0	0	0	1	0	
26.0501																		
Microbio./Bacteriology	09	0	1	0	0	0	0	0	0	0	0	0	0	0	0	0	1	
UMO Degree Totals	09	7	4	1	0	0	0	1	0	0	0	24	11	0	1	33	16	
PUBLIC TOTALS	09	7	4	1	0	0	0	1	0	0	0	24	11	0	1	33	16	

AWARD LEVEL



10: First Professional Degree

**MAINE PUBLIC COLLEGES AND UNIVERSITIES
POSTSECONDARY COMPLETIONS
AWARDS/DEGREES CONFERRED BETWEEN JULY 1, 1999 AND JUNE 30, 2000**

INSTITUTIONS:	Award Level	Non Resident Alien	Black Non Hispanic				American Indian or Alaskan Native		Asian or Pacific Islander		Hispanic		White Non Hispanic		Race/Ethnicity Unknown		Grand Total All Students	
			M	F	M	F	M	F	M	F	M	F	M	F	M	F		
University of Southern Maine																		
22.0101																		
Law (Llb, Jd)	10	0	0	0	3	0	1	2	1	0	0	47	33	0	0	49	38	
<i>USM Degree Totals</i>	10	0	0	0	0	0	0	0	0	0	0	0	0	0	0	0	0	
PUBLIC TOTALS	10	0	0	0	3	0	1	2	1	0	0	47	33	0	0	49	38	

**MAINE PRIVATE COLLEGES AND UNIVERSITIES
POSTSECONDARY COMPLETIONS
AWARDS/DEGREES CONFERRED BETWEEN JULY 1, 1999 AND JUNE 30, 2000**

INSTITUTIONS:	Award Level	Non Resident Alien	Black Non Hispanic				American Indian or Alaskan Native		Asian or Pacific Islander		Hispanic		White Non Hispanic		Race/Ethnicity Unknown		Grand Total All Students	
			M	F	M	F	M	F	M	F	M	F	M	F	M	F		
Bangor Theological Seminary																		
39.0602																		
Divinity/Ministry(Bd, Mdiv)	10	0	0	0	0	0	0	0	0	0	1	0	6	0	0	1	0	
<i>BTS Degree Totals</i>	10	0	0	0	0	0	0	0	0	0	1	0	6	0	0	1	0	
University of New England																		
51.1901																		
Osteopathic Medicine (DO)	10	0	1	0	0	0	1	4	4	0	0	65	36	0	0	69	42	
<i>UNE Degree Totals</i>	10	0	1	0	0	0	1	4	4	0	0	65	36	0	0	69	42	
PUBLIC TOTALS	10	0	0	0	0	0	0	0	0	0	0	1	6	0	0	0	0	
PRIVATE TOTALS	10	0	1	0	0	0	1	4	4	0	1	65	36	0	0	70	42	
TOTAL ALL STUDENTS	10	0	1	0	0	0	1	4	4	0	1	1	1	0	0	1	1	

**MAINE PUBLIC COLLEGES AND UNIVERSITIES
POSTSECONDARY COMPLETIONS
AWARDS/DEGREES CONFERRED BETWEEN JULY 1, 1999 AND JUNE 30, 2000**

AWARD LEVEL	Award Level	Non Resident Alien		Black Non Hispanic		American Indian or Alaskan Native		Asian or Pacific Islander		Hispanic		White Non Hispanic		Race/Ethnicity Unknown		Grand Total All Students	
		M	F	M	F	M	F	M	F	M	F	M	F	M	F	M	F
Less than 1 Academic Year	01	0	0	0	0	0	0	0	0	0	0	1	1	0	0	1	1
1 but Less than 2 Academic Yrs	02	1	0	1	0	1	3	0	0	1	1	225	71	8	5	237	80
Associate's Degree	03	4	5	2	2	10	19	4	2	3	5	526	821	32	32	581	886
2 but Less than 4 Academic Yrs	04	0	0	0	0	0	0	0	0	0	0	0	0	0	0	0	0
Bachelor's Degree	05	48	91	10	5	11	20	14	20	6	13	1210	1666	5	21	1304	1836
Post Baccalaureate Certificate	06	4	0	0	0	0	0	0	0	0	0	0	0	0	0	4	0
Master's Degree	07	22	12	0	0	1	3	3	2	1	0	230	465	0	0	257	482
Post-Master's Certificate	08	0	0	0	0	0	0	0	0	0	0	9	24	0	1	9	25
Doctor's Degree	09	7	4	1	0	0	0	1	0	0	0	24	11	0	1	33	16
1st Professional Degree (Post-Degree)	10	0	0	0	0	0	0	0	0	0	0	0	2	0	0	0	2
1st Professional Certificates	11	0	0	0	0	0	0	0	0	0	0	0	0	0	0	0	0
PUBLIC TOTALS	All	86	112	14	7	23	45	22	24	11	19	2,225	3,061	45	60	2,426	3,328

**MAINE PRIVATE COLLEGES AND UNIVERSITIES
POSTSECONDARY COMPLETIONS
AWARDS/DEGREES CONFERRED BETWEEN JULY 1, 1999 AND JUNE 30, 2000**

AWARD LEVEL	Award Level	Non Resident Alien		Black Non Hispanic		American Indian or Alaskan Native		Asian or Pacific Islander		Hispanic		White Non Hispanic		Race/Ethnicity Unknown		Grand Total All Students	
		M	F	M	F	M	F	M	F	M	F	M	F	M	F	M	F
Less than 1 Academic Year	01	0	0	0	0	0	0	0	0	0	0	1	1	0	0	1	1
1 but Less than 2 Academic Yrs	02	0	0	0	6	5	1	0	0	2	396	215	10	14	438	227	851
Associate's Degree	03	2	3	3	3	0	1	0	5	2	3	89	375	18	60	114	450
2 but Less than 4 Academic Yrs	04	0	0	0	0	0	0	0	0	0	0	0	0	0	0	0	0
Bachelor's Degree	05	24	18	12	16	6	5	43	41	9	15	823	1148	86	193	1003	1436
Post Baccalaureate Certificate	06	0	0	0	0	0	0	0	0	0	0	0	0	0	0	0	0
Master's Degree	07	3	2	2	3	1	1	0	6	0	1	81	195	38	86	125	294
Post-Master's Certificate	08	0	0	0	0	0	0	0	0	0	0	0	1	0	0	0	1
Doctor's Degree	09	0	0	0	0	0	0	0	0	0	0	0	0	0	0	0	0
1st Professional Degree (Post-Degree)	10	0	0	0	0	0	0	0	3	1	0	56	37	0	0	57	40
1st Professional Certificates	11	0	0	0	0	0	0	0	0	0	0	0	0	0	0	0	0
PRIVATE TOTALS	All	0	23	17	28	12	8	43	55	14	415	1265	1767	156	777	1527	3073

**SUMMARY OF TOTALS BY AWARD LEVELS
MAINE PUBLIC AND PRIVATE COLLEGES AND UNIVERSITIES
POSTSECONDARY COMPLETIONS
AWARDS/DEGREES CONFERRED BETWEEN JULY 1, 1999 AND JUNE 30, 2000**

AWARD LEVEL	Award Level	Non Resident Alien		Black Non Hispanic		American Indian or Alaskan Native		Asian or Pacific Islander		Hispanic		White Non Hispanic		Race/Ethnicity Unknown		Grand Total All Students	
		M	F	M	F	M	F	M	F	M	F	M	F	M	F	M	F
Less than 1 Academic Year	01	0	0	0	0	0	0	0	0	0	0	0	0	1	0	1	0
1 but Less than 2 Academic Yrs	02	1	0	2	0	1	3	0	0	1	1	231	82	9	5	245	91
Associate's Degree	03	6	8	5	5	10	20	4	7	5	8	615	1196	50	92	695	1336
2 but Less than 4 Academic Yrs	04	3	0	0	0	1	0	0	0	0	0	63	3	7	0	74	3
Bachelor's Degree	05	72	109	22	21	17	25	57	61	15	28	2,033	2,814	91	214	2,307	3,272
Post Baccalaureate Certificate	06	2	0	0	0	0	0	0	0	0	0	0	0	0	0	2	0
Master's Degree	07	25	14	2	3	2	4	3	8	1	1	311	660	38	86	382	776
Post-Master's Certificate	08	0	0	0	0	0	0	0	0	0	0	7	20	0	0	7	20
Doctor's Degree	09	5	4	1	0	0	0	1	0	0	0	13	14	0	0	20	18
1st Professional Degree (Post-Degree)	10	0	0	0	0	0	0	0	3	1	0	56	39	0	0	57	42
1st Professional Certificates	11	0	0	0	0	0	0	0	0	0	0	0	0	0	0	0	0
PUBLIC AND PRIVATE TOTAL	All	29	135	32	29	31	52	65	79	23	38	3,329	4,828	196	397	3,790	5,558

**SUMMARY OF AWARDS/DEGREES
BY CIP CODES- 2000 COMPLETIONS**

CIP Codes	AWARDS/DEGREES	INSTITUTION	M	F	TOTAL
01.0101 (03)	Agri Bus & Mgmt Gen	NMTC	1	0	1
01.0103 (05)	Agriculture Economics	UMO	0	3	3
01.0103 (07)	Agriculture Economics	UMO	4	3	7
Totals			5	6	11
01.0303 (05)	Aquacult Op & Prod Mgmt	UMO	7	1	8
01.0303 (05)	Aquacult Op & Prod Mgmt	UNITY	9	0	9
01.0303 (07)	Aquacult Op & Prod Mgmt	UMO	0	1	1
01.0601 (03)	Horticult Svcs Op/Mgmt	SMTC	4	6	10
01.0605 (05)	Landscaping Ops & Mgmt	UMO	4	5	9
01.0605 (07)	Landscaping Ops & Mgmt	UMO	0	1	1
01.0606 (03)	Nursery Opers & Mgmt	UMO	1	0	1
02.0101 (05)	Agricult/Agri Scis Gen	UMO	2	3	5
02.0201 (05)	Animal Sciences General	UMO	3	14	17
02.0201 (09)	Animal Sciences General	UMO	1	0	1
02.0299 (03)	Animal Sciences Other	UMO	0	1	1
Totals			24	31	55
02.0301(05)	Food Science & Techlgy	UMO	0	18	20
02.0301(07)	Food Science & Techlgy	UMO	2	10	12
02.0301(09)	Food Science & Techlgy	UMO	2	1	1
Totals			4	29	33
02.0499 (07)	Plant Sciences, Other	UMO	2	1	3
02.0501 (09)	Soil Sciences	UMO	1	0	1
03.0102 (03)	Environmental Sci/Studs	Unity	2	4	6
03.0102(05)	Environmental Sci/Studs	UMM	8	9	17
03.0102 (05)	Environmental Sci/Studs	USM	4	7	11
03.0102 (05)	Environmental Sci/Studs	Bates	20	13	33
03.0102 (05)	Environmental Sci/Studs	Bowdoin	12	19	31
03.0102 (05)	Environmental Sci/Studs	Colby	6	6	12
03.0102 (05)	Environmental Sci/Studs	UNE	6	2	8
03.0102 (07)	Environmental Sci/Studs	UMO	0	0	0
Totals			61	61	122

03.0201 (05)	Nat Resourc Mgmt & Policy	Unity	11	7	18
03.0299 (05)	Nat Mgmt/Protect Svcs	UMO	3	3	2
Totals			14	14	9
03.0301 (05)	Fishing & Fishry Sci & Mgmt	Unity	4	0	4
03.0404 (02)	Forest Products Tech/Tech	KVTC	31	6	37
03.0404 (03)	Forest Products Tech/Tech	KVTC	12	1	13
Totals			47	7	54
03.0501 (05)	Forestry General	UMO	25	2	27
03.0501 (07)	Forestry General	UMO	4	5	9
Totals			29	7	36
03.0502 (05)	Forestry Ecosystem Sci	UMO	5	0	5
03.0502 (05)	Forestry Ecosystem Sci	Unity	7	1	8
Totals			12	1	13
03.0509 (05)	Wood Sci & Pulp/Paper T	UMO	1	0	1
03.0509 (06)	Wood Sci & Pulp/Paper T	UMO	4	0	4
03.0599 (05)	Forestry & Rel Sci Oth	UMO	1	0	1
03.0601 (05)	Wildlife & Wildlands Mgmt	UMO	15	8	23
03.0601 (05)	Wildlife & Wildlands Mgmt	Unity	6	9	15
03.0601 (07)	Wildlife & Wildlands Mgmt	UMO	1	2	3
03.0601 (09)	Wildlife & Wildlands Mgmt	UMO	2	0	2
Totals			30	19	49
03.9999 (05)	Conserv & Renew Nat Res	Unity	24	2	26
04.0201 (03)	Architecture	UMA	1	0	1
05.0101 (05)	African Studies	Bates	0	0	0
05.0102 (05)	American Studies/Civiliz	Bates	5	8	13
05.0102 (05)	American Studies/Civiliz	Colby	5	9	14
05.0102 (05)	American Studies/Civiliz	UNE	1	3	4
Totals			36	22	58
05.0103 (05)	Asian Studies	Bowdoin	1	5	6
05.0107 (05)	Latin American Studies	Colby	1	1	2
05.0104 (05)	East Asian Studies	Bates	3	1	4
05.0104 (05)	East Asian Studies	Colby	4	6	10
Totals			9	13	22
05.0110 (05)	Russian, Slavic Area Sts	Colby	0	1	1
05.0199 (05)	Area Studies, Other	Colby	14	15	29
05.0199 (07)	Area Studies, Other	USM	3	6	9
Totals			17	21	38

05.0201 (05)	Afro-Amer (Black) Studs	Bowdoin	1	1	2
05.0207 (05)	Women's Studies	Bates	0	6	6
05.0207 (05)	Women's Studies	Bowdoin	0	4	4
05.0207 (05)	Women's Studies	Colby	0	4	4
05.0207(07)	Women's Studies	UMO	0	0	0
05.0207 (05)	Women's Studies	USM	0	3	3
Totals			1	18	19
08.0102 (03)	Fashion Merchandising	Thomas	0	2	2
08.1199 (03)	Tour/Travel Svcs Mktg Op	Mid State	0	7	7
09.0101 (03)	Communications, General	Husson	0	0	0
09.0101 (05)	Communications, General	UMPI	1	2	3
09.0101 (05)	Communications, General	USM	9	32	41
Totals			10	43	53
09.0401 (05)	Journalism	UMO	5	13	18
09.0403 (05)	Mass Communications	UMO	11	11	22
09.0403 (05)	Mass Communications	St Joseph's College	8	6	14
Totals			24	30	54
11.0101 (03)	Computer & Info Sci Gen	UMA	13	5	18
11.0101 (03)	Computer & Info Sci Gen	Mid State	2	0	2
11.0101 (03)	Computer & Info Sci Gen	Thomas	0	1	1
11.0101 (05)	Computer & Info Sci Gen	Thomas	11	1	12
11.0101 (05)	Computer & Info Sci Gen	Husson	7	5	12
Totals			33	12	45
11.0201 (03)	Computer Programming	NMTC	8	0	8
11.0401 (03)	Information Sci & Systems	Husson	4	6	10
11.0701 (03)	Computer Science	Mid-State	0	0	0
11.0701 (05)	Computer Science	UMO	21	1	22
11.0701 (05)	Computer Science	USM	9	0	9
11.0701 (05)	Computer Science	Bowdoin	4	1	5
11.0701 (05)	Computer Science	Colby	8	1	9
11.0701 (07)	Computer Science	UMO	16	71	6
11.0701 (07)	Computer Science	USM	9	0	9
Totals			79	80	159

11.9999 (05)	Computer & Info Science Other	UMFK	2	2	4
12.0503 (02)	Culinary Arts/Chef Training	CMTC	4	1	5
12.0504 (02)	Food & Beverage/Restaurant Op Mgmt	WCTC	1	2	3
12.0599 (02)	Food-Service Specialist	EMTC	1	1	2
12.0599 (03)	Culinary Arts/Rel Svcs Other	EMTC	4	3	7
13.0101 (05)	Education General	SJC	2	24	26
13.0401(07)	Education Admin & Supervis Gen	UMO	9	8	17
13.0401 (08)	Education Admin & Supervis Gen	UMO	6	11	17
13.0401 (09)	Education Admin & Supervis Gen	UMO	1	0	1
13.0405 (07)	Elem, Mid, Sec, Education/Administration	USM	0	9	9
13.0406 (07)	Higher Education Admin	UMO	3	7	10
13.1001 (07)	Special Education General	UMO	0	19	19
13.1001 (07)	Special Education General	USM	1	13	14
13.1005 (05)	Educ - Emot Handicapped	UMF	1	5	6
13.1006 (05)	Educ - Ment Handicapped	UMF	1	4	5
13.1011 (05)	Educ - Specific Learn Dis	UMF	1	16	17
13.1099 (05)	Special Education, Other	UMF	0	12	12
13.1101 (07)	CounsEd Couns/Guid Svcs	UMO	0	11	18
13.1101 (07)	CounsEd Couns/Guid Svcs	USM	5	19	24
13.1101 (08)	CounsEd Couns/Guid Svcs	UMO	0	2	2
13.1101 (09)	CounsEd Couns/Guid Svcs	UMO	0	0	0
Totals			37	172	209
13.1201 (07)	Adult, Continuing Tchr Ed	USM	5	15	20
13.1202 (05)	Elementary Teacher Educ	UMO	16	71	87
13.1202 (05)	Elementary Teacher Educ	UMF	13	54	67
13.1202 (05)	Elementary Teacher Educ	UMFK	30	75	105
13.1202 (05)	Elementary Teacher Educ	UMM	0	8	8
13.1202 (05)	Elementary Teacher Educ	UMPI	7	16	23
13.1202 (05)	Elementary Teacher Educ	USM	1	4	1
13.1202 (05)	Elementary Teacher Educ	UNE	0	8	8
13.1202 (07)	Elementary Teacher Educ	UMO	9	19	28
Totals			81	270	347
13.1203 (05)	Jr Hi/Inter/Mid Sch Tchr Ed	UMM	1	2	3
13.1204 (03)	PreElem/EC/Kindergn Tchr	SMTc	0	8	8
13.1204 (05)	PreElem/EC/Kindergn Tchr	UNE	0	3	3
13.1204 (05)	PreElem/EC/Kindergn Tchr	UMF	0	22	22
Totals			1	35	36

13.1205 (05)	Secondary Teacher Educ	UMO	16	71	87
13.1205 (05)	Secondary Teacher Educ	UMF	16	30	46
13.1205 (07)	Secondary Teacher Educ	UMO	12	14	26
Totals			44	115	159
13.1206 (07)	Tchr Ed, Multiple Levels	USM	15	42	57
13.1302 (05)	Art Teacher Education	UMO	3	2	5
13.1303 (05)	Business Teacher Ed (Voc)	UMM	0	0	0
13.1303 (05)	Business Teacher Ed (Voc)	Husson	0	0	0
13.1303 (05)	Business Teacher Ed (Voc)	Thomas	0	1	1
Totals			18	45	63
13.1307 (05)	Health Teacher Education	UMF	2	2	4
Totals			2	2	4
13.1309 (05)	Tech Tchr Ed/Ind Art Tchr	USM	7	3	10
13.1311 (05)	Mathematics Teacher Ed	Thomas	2	0	2
13.1312 (05)	Music Education Teacher	UMO	3	9	12
13.1312 (05)	Music Education Teacher	USM	3	4	7
Totals			15	16	31
13.1314 (05)	Physl Ed Tchng & Coachg	UMPI	4	2	6
13.1314 (05)	Physl Ed Tchng & Coachg	UMO	25	21	46
13.1314 (05)	Physl Ed Tchng & Coachg	SJC	1	5	6
13.1314 (07)	Physl Ed Tchng & Coachg	UMO	7	9	16
Totals			37	37	74
13.1315 (07)	Reading Teacher Education	UMO	0	1	1
13.1315 (07)	Reading Teacher Education	USM	3	28	31
13.1315 (08)	Reading Teacher Education	UMO	0	6	6
13.1315 (09)	Reading Teacher Education	UMO	0	1	1
Totals			3	36	39
13.1316 (07)	Science Teacher Ed, Gen	UMO	2	5	7
13.1317 (07)	Social Studies Teacher Ed, Gen	UMO	1	0	1
Totals			3	5	8
13.1320 (05)	Trade & Ind Tchr Ed (Voc)	USM	9	7	16
13.1320 (07)	Trade & Ind Tchr Ed (Vo	USM	1	0	1
Totals			10	7	17

13.1501 (03)	Teacher Asst/Aide	KVTC	0	18	18
13.1321 (07)	Computer Teacher Educ	Thomas College	3	12	15
13.1399 (07)	Tchr Ed Acad/Voc Pgms	UMO	6	48	54
13.1399 (08)	Tchr Ed Acad/Voc Pgms	UMO	2	5	7
13.1399 (09)	Tchr Ed Acad/Voc Pgms	UMO	2	2	4
Totals			10	55	65
13.9999 (07)	Education, Other	UNE	17	87	104
14.0301 (05)	Agricultural Engineering	UMO	7	0	7
14.0301 (07)	Agricultural Engineering	UMO	0	0	0
Totals			24	87	111
14.0701 (05)	Chemical Engineering	UMO	21	6	27
14.0701 (07)	Chemical Engineering	UMO	2	5	7
14.0701 (09)	Chemical Engineering	UMO	1	0	1
Totals			24	11	35
14.0801 (05)	Civil Engineering Gen	UMO	17	6	23
14.0801 (07)	Civil Engineering Gen	UMO	2	2	4
14.0801 (09)	Civil Engineering Gen	UMO	1	0	1
Totals			20	8	28
14.0899 (05)	Civil Engineering Other	UMO	17	6	23
14.0899 (07)	Civil Engineering Other	UMO	9	2	11
14.0899 (09)	Civil Engineering Other	UMO	4	1	5
Totals			30	9	39
14.1001 (05)	Elect Electron & Comm Eng	UMO	21	2	23
14.1001 (05)	Elect Electron & Comm Eng	USM	10	0	10
14.1001 (07)	Elect Electron & Comm Eng	UMO	8	1	9
Totals			39	3	42
14.2201 (05)	Naval Arch & Marine Eng	MMA	44	2	46
14.1201 (05)	Engineering Physics	UMO	5	1	6
14.2701 (05)	Systems Engineering	MMA	5	0	5
14.1901 (05)	Mechanical Engineering	UMO	11	1	12
14.1901 (07)	Mechanical Engineering	UMO	4	1	5
Totals			69	5	74
15.0101 (03)	Architectural Eng T/Tech	CMTC	3	1	4
15.0201 (05)	Civil Eng/Civil Tech/Tech	UMO	7	1	8
Totals			10	2	12

15.0301 (03)	Com Eng T/T	SMTC	3	0	3
15.0303 (03)	Elect/Electron/Comm Eng T	SMTC	15	1	16
15.0303 (03)	Elect/Electron/Comm Eng T	EMTC	5	0	5
15.0303 (03)	Elect/Electron/Comm Eng T	KVTC	13	0	13
15.0303 (03)	Elect/Electron/Comm Eng T	NMTC	1	2	3
Totals			34	3	37
15.0399 (03)	Elec & Electronic Eng Rel T	EMTC	11	0	11
15.0399 (03)	Elec & Electronic Eng Rel T	SMTC	3	0	3
15.0399 (05)	Elec & Electronic Eng Rel T	UMO	14	0	14
Totals			28	0	28
15.0403 (02)	Electromechanical Tech	CMTC	0	0	0
15.0403 (03)	Electromechanical Tech	CMTC	8	1	9
Totals			8	1	9
15.0404 (04)	Instrumentation Tech/Tech	NMTC	2	0	2
Totals			2	0	2
15.0405 (02)	Robotics Tech/Tech	CMTC	1	0	1
15.0507 (02)	Environ & Pollutn Ctrl T/T	SMTC	0	0	0
15.0599 (03)	Environ Ctrl Tech/Tech Oth	SMTC	2	1	3
15.0603 (05)	Industrial/Manuf Tech/Tech	USM	27	2	29
15.0701 (02)	Occup Safety & Health T/T	CMTC	1	1	2
15.0701 (03)	Occup Safety & Health T/T	CMTC	3	3	6
Totals			34	7	41
15.0805 (05)	Mechanical Eng/Mech T/T	UMO	25	0	25
Totals			25	0	25
15.1001 (02)	Construction/Bldg T/T	CMTC	1	0	1
15.1001 (03)	Construction/Bldg T/T	CMTC	2	0	2
15.1001 (03)	Construction/Bldg T/T	EMTC	4	0	4
15.1001 (03)	Construction/Bldg T/T	WCTC	0	0	0
15.1001 (04)	Construction/Bldg T/T	EMTC	2	0	2
Totals			9	0	9
15.9999 (05)	Engineering Rel T/T Oth	MMA	22	0	22
16.0101 (05)	Foreign Langs & Lit Gen	UMO	3	3	6
16.0301 (05)	Chinese Language/Literature	Bates	0	0	0
16.0402 (05)	Russian Language/Lit	Bates	1	0	1
16.0402 (05)	Russian Language/Lit	Bowdoin	0	1	1
Totals			26	4	30

16.0501 (05)	German Language/Lit	UMO	2	1	3
16.0501 (05)	German Language/Lit	Bates	3	1	4
16.0501 (05)	German Language/Lit	Bowdoin	5	6	11
16.0501 (05)	German Language/Lit	Colby	2	1	3
Totals			12	9	21
16.0901 (05)	French Language/Lit	UMO	0	2	2
16.0901 (05)	French Language/Lit	UMPI	0	0	0
16.0901 (05)	French Language/Lit	USM	0	0	0
16.0901 (05)	French Language/Lit	Bates	0	4	4
16.0901 (05)	French Language/Lit	Bowdoin	4	9	13
16.0901 (05)	French Language/Lit	Colby	1	13	14
16.0901 (07)	French Language/Lit	UMO	0	6	6
Totals			5	34	39
16.0905 (05)	Spanish Language/Lit	UMO	0	1	1
16.0905 (05)	Spanish Language/Lit	Bates	1	6	7
16.0905 (05)	Spanish Language/Lit	Bowdoin	4	9	13
16.0905 (05)	Spanish Language/Lit	Colby	3	6	9
Totals		Bowdoin	8	22	30
16.0999 (05)	Romance Lang/Lit Oth		1	0	1
Totals			1	0	1
16.1201 (05)	Classics/Classl Lang Oth	Bowdoin	2	1	3
16.1201 (05)	Classics/Classl Lang Oth	Colby	3	1	4
Totals			5	2	7
19.0701 (05)	Indiv/Fam Dev Studs Gen	UMO	0	37	37
19.0701 (07)	Indiv/Fam Dev Studs Gen	UMO	0	5	5
Totals			0	42	42
19.0706 (02)	Child Grth/Care/Dev Studs	YCTC	0	1	1
20.0201 (03)	Child Care/Guide Wkr/Mgr	UMM	0	3	3
20.0401 (03)	Institm Food Wkr/Adm Gen	SMTC	20	15	35
20.0401 (04)	Institm Food Wkr/Adm Gen	SMTC	2	0	2
Totals			22	15	37
20.0404 (03)	Dietician Assistant	SMTC	3	4	7
20.0404 (03)	Dietician Assistant	WCTC	1	3	4
Totals			4	7	11

22.0101 (10)	Law (LLB, JD)	USM	49	38	87
22.0103 (02)	Paralegal/Legal Assistant	Andover	2	7	9
22.0103 (02)	Paralegal/Legal Assistant	Beal	1	0	1
22.0103 (03)	Paralegal/Legal Assistant	Andover	1	17	18
22.0103 (03)	Paralegal/Legal Assistant	Beal	0	2	2
22.0103 (03)	Paralegal/Legal Assistant	Husson College	0	1	1
22.0103 (03)	Paralegal/Legal Assistant	Thomas College	0	5	5
22.0103 (05)	Paralegal/Legal Assistant	Husson	1	2	3
Totals			54	72	126
23.0101 (05)	English Lang/Lit Gen	UMO	18	26	44
23.0101 (05)	English Lang/Lit Gen	UMA	2	3	5
23.0101 (05)	English Lang/Lit Gen	UMF	5	6	11
23.0101 (05)	English Lang/Lit Gen	UMFK	0	1	1
23.0101 (05)	English Lang/Lit Gen	UMM	0	4	4
23.0101 (05)	English Lang/Lit Gen	UMPI	1	5	6
23.0101 (05)	English Lang/Lit Gen	USM	11	24	35
23.0101 (05)	English Lang/Lit Gen	Bates	18	19	37
23.0101 (05)	English Lang/Lit Gen	Bowdoin	8	13	21
23.0101 (05)	English Lang/Lit Gen	SJC	5	3	8
23.0101 (07)	English Lang/Lit Gen	UMO	4	4	8
Totals			72	108	180
23.0501 (05)	English Creative Writing	UMF	3	8	11
23.0801 (05)	English Lit (Brit/Comwlth)	Colby	20	29	49
23.1001 (05)	Speech & Rhetorical Studs	UMO	9	7	16
23.1001 (05)	Speech & Rhetorical Studs	Bates	4	3	7
23.1001 (07)	Speech & Rhetorical Studs	UMO	2	2	4
Totals			45	49	87

24.0101 (03)	Lib Arts, Sci/Lib Studs	UMA	5	15	20
24.0101 (03)	Lib Arts, Sci/Lib Studs	UMFK	12	18	30
24.0101 (03)	Lib Arts, Sci/Lib Studs	UMPI	16	35	51
24.0101 (03)	Lib Arts, Sci/Lib Studs	USM	5	35	40
24.0101 (03)	Lib Arts, Sci/Lib Studs	Unity College	1	2	3
24.0101 (03)	Lib Arts, Sci/Lib Studs	UMM	1	5	6
24.0101 (05)	Lib Arts, Sci/Lib Studs	UMO	3	8	11
24.0101 (05)	Lib Arts, Sci/Lib Studs	UMFK	12	18	30
24.0101 (05)	Lib Arts, Sci/Lib Studs	UMPI	16	35	51
24.0101 (05)	Lib Arts, Sci/Lib Studs	USM	15	35	50
24.0101 (05)	Lib Arts, Sci/Lib Studs	UNE	1	2	3
24.0101 (07)	Lib Arts, Sci/Lib Studs	UMO	2	2	4
Totals			89	210	299
24.0102 (03)	General Studies	UMA	8	49	57
24.0102 (05)	General Studies	UMF	1	6	7
24.0103 (05)	Humanits/Humanistic Studs	USM	0	1	1
24.0103 (05)	Humanits/Humanistic Studs	Husson	1	2	3
24.0103 (05)	Humanits/Humanistic Studs	Unity	0	3	3
24.0194 (02)	Lib Arts & Gen Studies	WCTC	0	1	1
24.0199 (02)	Lib Arts Sci/Gen St Hum	SMTC	0	0	0
24.0199 (03)	Lib Arts Sci/Gen St Hum	NMTC	0	0	0
24.0199 (03)	Lib Arts Sci/Gen St Hum	CMTC	0	0	0
25.0301 (03)	Library Assistant	UMA	0	10	10
Totals:			10	72	82
26.0101(05)	Biology, General	UMO	13	19	32
26.0101(05)	Biology, General	UMF	5	4	9
26.0101(05)	Biology, General	UMFK	3	4	7
26.0101(05)	Biology, General	UMM	6	5	11
26.0101(05)	Biology, General	UMPI	4	1	5
26.0101(05)	Biology, General	USM	9	13	22
26.0101(05)	Biology, General	Bates	20	26	46
26.0101(05)	Biology, General	Bowdoin	11	20	31
26.0101(05)	Biology, General	Colby	29	33	62
26.0101(05)	Biology, General	St Joseph's College	4	8	12
26.0101(05)	Biology, General	UNE	1	6	7
26.0101 (09)	Biology, General	UMO	1	1	2
Totals			106	140	246

26.0202 (05)	Biochemistry	UMO	3	6	9
26.0202 (05)	Biochemistry	Bates	6	8	14
26.0202 (05)	Biochemistry	Bowdoin	13	7	20
26.0202 (07)	Biochemistry	UMO	1	1	2
Totals			23	22	45
26.0301 (07)	Botany, General	UMO	0	1	1
Totals			0	1	1
26.0402 (05)	Molecular Biology	UMO	0	1	1
26.0402 (09)	Molecular Biology	UMO	0	1	1
Totals			0	1	1
26.0501 (05)	Microbiology/Bacteriology	UMO	6	2	8
Totals			6	5	11
26.0607 (05)	Marine/Aquatic Biology	UNE	2	9	11
26.0608 (05)	Neuroscience	Bowdoin	4	3	7
26.0701 (05)	Zoology, General	UMO	6	6	12
26.0701 (07)	Zoology, General	UMO	5	1	6
26.0701 (09)	Zoology, General	UMO	0	2	2
Totals			17	21	38
26.0702 (07)	Entomology	UMO	0	1	1
26.9999 (05)	Biological Sci/Life Sci Oth	MMA	4	10	14
Totals			4	11	15
27.0101 (05)	Mathematics	UMO	2	3	5
27.0101 (05)	Mathematics	UMF	2	3	5
27.0101 (05)	Mathematics	UMPI	0	1	1
27.0101 (05)	Mathematics	USM	3	6	9
27.0101 (05)	Mathematics	Bates	7	7	14
27.0101 (05)	Mathematics	Bowdoin	4	4	8
27.0101 (05)	Mathematics	Colby	8	2	10
27.0101 (05)	Mathematics	St Joseph's College	1	2	3
27.0101 (07)	Mathematics	UMO	2	1	3
Totals			29	29	58
27.0501 (07)	Mathematical Statistics	USM	0	1	1
27.9999 (05)	Mathematics Other	UMA	0	0	0
30.0101 (05)	Biological & Physical Sci	UMFK	5	0	5
30.0101 (05)	Biological & Physical Sci	UMPI	1	2	3
Totals			6	3	9

30.1301 (05)	Medieval & Renaissance St	Bates	2	2	4
30.9999 (03)	Multi/InterDisc Studs Oth	CMTC	0	0	0
30.9999 (03)	Multi/InterDisc Studs Oth	EMTC	3	4	7
30.9999 (03)	Multi/InterDisc Studs Oth	WCTC	3	0	3
30.9999 (05)	Multi/InterDisc Studs Oth	UMF	23	32	55
30.9999 (05)	Multi/InterDisc Studs Oth	UMPI	11	18	29
30.9999 (05)	Multi/InterDisc Studs Oth	Colby	0	10	10
30.9999 (05)	Multi/InterDisc Studs Oth	COA	12	43	55
30.9999 (05)	Multi/InterDisc Studs Oth	Bates	13	14	27
30.9999 (05)	Multi/InterDisc Studs Oth	Bowdoin	2	9	11
30.9999(07)	Multi/interDisc Studs Oth	COA	0	2	2
Totals			69	134	203
31.0101 (03)	Parks/Rec/Leisure Studs	UMPI	2	1	3
31.0101 (05)	Parks/Rec/Leisure Studs	Unity	25	7	32
Totals			27	8	35
31.0301 (03)	Parks/Rec/Leis Facil Mgt	UMM	1	2	3
31.0301 (05)	Parks/Rec/Leis Facil Mgt	UMO	6	3	9
31.0301 (05)	Parks/Rec/Leis Facil Mgt	UMM	8	3	11
31.0301 (05)	Parks/Rec/Leis Facil Mgt	UMPI	13	9	22
Totals			28	17	45
31.0503 (05)	Athletic Training	UNE	4	1	5
31.0504 (05)	Sport/Fitness Admin/Mgmt	Thomas College	4	2	6
31.0504 (05)	Sport/Fitness Admin/Mgmt	UNE	4	0	4
Totals			12	3	15
31.0505 (05)	Exercise Science	UNE	0	2	2
38.0101 (05)	Philosophy	UMO	5	2	7
38.0101 (05)	Philosophy	USM	3	3	6
38.0101 (05)	Philosophy	Bates	2	1	3
38.0101 (05)	Philosophy	Bowdoin	4	0	4
38.0101 (05)	Philosophy	Colby	9	2	11
38.0101 (05)	Philosophy	SJC	0	1	1
38.0101 (09)	Philosophy	UMO	5	2	7
Totals			28	13	41
38.0201 (05)	Religion/Religious Studs	Bates	3	4	7
38.0201 (05)	Religion/Religious Studs	Bowdoin	4	6	10
38.0201 (05)	Religion/Religious Studs	Colby	1	2	3
Totals			8	12	20

39.0201 (05)	Bible/Biblical Studies	NEBBC	1	1	2
39.0601 (05)	Theology/Theologl Studs	SJC	0	0	0
39.0601 (07)	Theology/Theologl Studs	BTS	0	1	1
Totals			1	2	3
39.0602 (10)	Divinity/Minist (BD, MDIV)	BTS	3	11	14
40.0101 (05)	Physical Sciences, Gen	USM	0	11	11
Totals			3	22	25
40.0501 (05)	Chemistry	UMO	2	2	4
40.0501 (05)	Chemistry	USM	1	3	4
40.0501 (05)	Chemistry	Bates	4	3	7
40.0501 (05)	Chemistry	Bowdoin	0	0	0
40.0501 (05)	Chemistry	Colby	8	6	14
40.0501 (07)	Chemistry	UMO	3	0	3
40.0501 (09)	Chemistry	UMO	4	1	5
Totals			22	15	37
40.0599 (05)	Chemistry Other	Bowdoin	0	0	0
40.0601 (05)	Geology	UMO	2	3	5
40.0601 (05)	Geology	USM	1	3	4
40.0601 (05)	Geology	Bates	7	6	13
40.0601 (05)	Geology	Bowdoin	2	1	3
40.0601 (05)	Geology	Colby	4	1	5
40.0601 (07)	Geology	UMO	2	3	5
40.0601 (08)	Geology	UMO	5	2	7
Totals			23	19	42
40.0702 (03)	Oceanography	SMTC	3	3	6
40.0702 (05)	Oceanography	UMO	1	2	3
40.0702 (07)	Oceanography	UMO	0	2	2
40.0702 (09)	Oceanography	UMO	2	0	2
Totals			6	7	13
40.0801 (05)	Physics, General	UMO	4	0	4
40.0801 (05)	Physics, General	Bates	2	6	8
40.0801 (05)	Physics, General	Bowdoin	4	0	4
40.0801 (05)	Physics, General	Colby	10	2	12
40.0801 (07)	Physics, General	UMO	1	0	1
40.0801 (09)	Physics, General	UMO	5	0	5
Totals			26	8	34

41.0101 (03)	Bioscience Technology	KVTC	1	4	5
42.0101 (05)	Psychology, General	UMO	19	40	59
42.0101 (05)	Psychology, General	UMF	5	23	28
42.0101 (05)	Psychology, General	Bates	9	29	38
42.0101 (05)	Psychology, General	Bowdoin	5	22	27
42.0101 (05)	Psychology, General	Colby	10	28	38
42.0101 (05)	Psychology, General	St Joseph's College	1	4	5
42.0101 (05)	Psychology, General	UNE	2	6	8
42.0101 (05)	Psychology, General	USM	7	48	55
42.0101 (09)	Psychology, General	UMO	1	2	3
Totals			60	205	267
42.1701 (07)	School Psychology	USM	3	10	13
43.0104 (03)	Criminal Justice Studies	Andover	7	8	15
43.0104 (03)	Criminal Justice Studies	UMA	9	14	23
43.0104 (03)	Criminal Justice Studies	UMPI	7	6	13
43.0104 (03)	Criminal Justice Studies	Beal	13	5	18
43.0104 (05)	Criminal Justice Studies	UMPI	2	1	3
Totals			41	44	85
43.0107 (03)	Law Enforcmt/Police Sci	UMA	5	7	12
43.0107 (03)	Law Enforcmt/Police Sci	SMTC	28	10	38
Totals			33	17	50
43.0201 (02)	Fire Protection/Safety T/T	SMTC	3	0	3
43.0201 (03)	Fire Protection/Safety T/T	SMTC	19	0	19
Totals			22	0	22
44.0401 (05)	Public Administration	UMO	6	5	11
44.0401 (05)	Public Administration	UMA	3	5	8
44.0401 (07)	Public Administration	UMO	7	5	12
44.0401 (09)	Public Administration	UMO	1	0	1
Totals			17	15	32
44.0501 (07)	Public Policy Analysis	USM	8	6	14
44.0701 (05)	Social Work	UMPI	1	18	19
44.0701 (05)	Social Work	USM	5	45	50
44.0701 (07)	Social Work	UNE	12	48	60
44.0701 (07)	Social Work	UMO	5	22	27
Totals			31	139	170

45.0101 (05)	Social Sciences, General	UMA	4	17	21
45.0101 (05)	Social Sciences, General	UMFK	5	10	15
45.0101 (05)	Social Sciences, General	UMPI	0	0	0
Totals			9	27	36
45.0201 (05)	Anthropology	UMO	10	11	21
45.0201 (05)	Anthropology	Bates	2	4	6
45.0201 (05)	Anthropology	Bowdoin	3	6	9
45.0201 (05)	Anthropology	Colby	5	13	18
45.0201 (07)	Anthropology	UMO	0	1	1
Totals			20	35	55
45.0301 (05)	Archeology	Bowdoin	2	4	6
45.0601 (05)	Economics, General	UMO	4	1	5
45.0601 (05)	Economics, General	Bates	33	14	47
45.0601 (05)	Economics, General	Bowdoin	26	9	35
45.0601 (05)	Economics, General	Colby	33	12	45
45.0601 (05)	Economics, General	USM	8	3	11
45.0601 (07)	Economics, General	UMO	3	0	3
Totals			107	39	146
45.0701 (05)	Geography	UMF	1	1	2
45.0801 (05)	History, General	UMO	13	10	23
45.0801 (05)	History, General	UMF	6	4	10
45.0801 (05)	History, General	UMM	2	2	4
45.0801 (05)	History, General	UMPI	2	1	3
45.0801 (05)	History, General	USM	22	20	42
45.0801 (05)	History, General	Bates	15	10	25
45.0801 (05)	History, General	Bowdoin	19	9	28
45.0801 (05)	History, General	Colby	13	9	22
45.0801 (05)	History, General	St Joseph's College	2	4	6
45.0801 (07)	History, General	UMO	7	3	10
45.0801 (09)	History, General	UMO	1	0	1
Totals			101	73	176
45.1001 (05)	Political Science, General	UMO	36	14	50
45.1001 (05)	Political Science, General	UMPI	2	0	2
45.1001 (05)	Political Science, General	USM	14	16	30
45.1001 (05)	Political Science, General	Bates	31	22	53
45.1001 (05)	Political Science, General	Colby	19	13	32
Totals			102	65	140

45.1099 (05)	Political Sci & Govt, Other	Bowdoin	32	19	51
45.1101 (05)	Sociology	UMO	12	22	34
45.1101 (05)	Sociology	USM	6	35	41
45.1101 (05)	Sociology	Bates	1	10	11
45.1101 (05)	Sociology	Bowdoin	4	6	10
45.1101 (05)	Sociology	Colby	5	7	12
45.1101 (05)	Sociology	St Joseph's College	3	7	10
Totals			63	106	169
45.9999 (05)	Social Sci & History, Other	USM	7	42	49
45.9999 (05)	Social Sci & History, Other	UMFK	1	0	1
Totals			8	42	50
46.0201 (02)	Carpenter	NMTC	2	0	2
46.0201 (02)	Carpenter	WCTC	1	0	1
46.0201 (03)	Carpenter	NMTC	1	1	2
46.0201 (03)	Carpenter	SMTC	10	0	10
46.0201 (04)	Carpenter	NMTC	4	0	4
46.0201 (04)	Carpenter	SMTC	3	0	3
Totals			21	1	22
46.0302 (01)	Electrician	EMTC	1	1	2
46.0302 (02)	Electrician	NMTC	0	0	0
46.0302 (02)	Electrician	WCTC	11	1	12
46.0302(02)	Electrician	KVTC	1	0	1
46.0302 (03)	Electrician	KVTC	21	1	22
46.0302 (03)	Electrician	NMTC	2	0	2
46.0302 (03)	Electrician	SMTC	12	0	12
46.0302 (04)	Electrician	NMTC	6	0	6
46.0302 (04)	Electrician	SMTC	1	0	1
Totals			55	3	58
46.0303 (02)	Lineworker	KVTC	12	1	13
46.0501 (02)	Plumber & Pipefitter	SMTC	11	0	11
46.0501 (02)	Plumber & Pipefitter	WCTC	5	0	5
46.0501 (03)	Plumber & Pipefitter	SMTC	1	0	1
Totals			29	1	30

46.9999 (02)	Construction Trades Other	NMTC	0	0	0
46.9999 (03)	Construction Trades Other	NMTC	2	0	2
46.9999 (03)	Construction Trades Other	WCTC	0	0	0
46.9999 (04)	Construction Trades Other	NMTC	6	0	6
46.9999 (04)	Construction Trades Other	WCTC	0	0	0
Totals			8	0	8
47.0104 (03)	Computer Install & Repair	NMTC	9	0	9
47.0104 (04)	Computer Install & Repair	NMTC	1	0	1
Totals			10	0	10
47.0201 (02)	Heat/AC/Refrig Mech/Rep	EMTC	0	0	1
47.0201 (02)	Heat/AC/Refrig Mech/Rep	SMTC	3	0	3
47.0201 (02)	Heat/AC/Refrig Mech/Rep	WCTC	6	0	6
47.0201 (03)	Heat/AC/Refrig Mech/Rep	EMTC	3	0	3
47.0201 (03)	Heat/AC/Refrig Mech/Rep	SMTC	4	0	4
47.0201 (04)	Heat/AC/Refrig Mech/Rep	EMTC	6	0	6
47.0201 (04)	Heat/AC/Refrig Mech/Rep	SMTC	2	0	2
Totals			24	0	24
47.0302 (02)	Diesel Truck & Heavy Equip	WCTC	8	1	9
47.0302 (04)	Diesel Truck & Heavy Equip	EMTC	1	0	1
Totals			9	1	10
47.0303 (02)	Industrial Maintenance Technology	KVTC	2	0	2
47.0603 (02)	Auto/Automot Body Repair	NMTC	7	0	7
47.0603 (03)	Auto/Automot Body Repair	NMTC	1	0	1
47.0603 (04)	Auto/Automot Body Repair	NMTC	5	0	5
Totals			15	0	15
47.0604 (02)	Auto/Automot Mech/Tech	NMTC	3	0	3
47.0604 (02)	Auto/Automot Mech/Tech	WCTC	2	1	3
47.0604 (03)	Auto/Automot Mech/Tech	CMTC	8	0	8
47.0604 (03)	Auto/Automot Mech/Tech	NMTC	3	0	3
47.0604 (03)	Auto/Automot Mech/Tech	SMTC	3	1	4
47.0604 (03)	Auto/Automot Mech/Tech	WCTC	4	0	4
47.0604 (04)	Auto/Automot Mech/Tech	NMTC	4	0	4
47.0604 (04)	Auto/Automot Mech/Tech	SMTC	4	0	4
Totals			31	2	33

47.0605 (02)	Diesel Engin Mech/Repair	WCTC	10	0	10
47.0699 (02)	Veh/Mobil Equip Mech/Rep	NMTC	6	0	6
47.0699 (02)	Veh/Mobil Equip Mech/Rep	EMTC	0	1	1
47.0699 (03)	Veh/Mobil Equip Mech/Rep	EMTC	2	0	2
47.0699 (04)	Veh/Mobil Equip Mech/Rep	NMTC	3	0	3
47.0699 (04)	Veh/Mobil Equip Mech/Rep	EMTC	8	0	8
Totals			29	1	30
47.9999 (04)	Mechanics & Repairers Oth	WCTC	0	0	0
48.0101 (02)	Drafting, General	NMTC	0	0	0
48.0101 (02)	Drafting, General	SMTC	6	0	6
48.0101 (03)	Drafting, General	NMTC	5	1	6
48.0101 (04)	Drafting, General	NMTC	3	0	3
Totals			14	1	15
48.0105 (03)	Mechanical Drafting	CMTC	1	0	1
48.0201 (02)	Graph/Print Equip Oper Ot	CMTC	2	0	2
48.0201 (03)	Graph/Print Equip Oper Ot	CMTC	7	11	18
Totals			10	11	21
48.0501 (02)	Machinist/Machine Tech	SMTC	1	0	1
48.0501 (02)	Machinist/Machine Tech	CMTC	2	0	2
48.0501 (03)	Machinist/Machine Tech	CMTC	17	0	17
48.0501 (03)	Machinist/Machine Tech	EMTC	4	1	5
48.0501 (03)	Machinist/Machine Tech	SMTC	10	0	10
48.0501 (04)	Machinist/Machine Tech	EMTC	0	0	0
48.0501 (04)	Machinist/Machine Tech	SMTC	1	0	1
Totals			35	1	36
48.0506 (02)	Sheet Metal Worker	NMTC	0	0	0
48.0506 (03)	Sheet Metal Worker	NMTC	1	0	1
48.0506 (04)	Sheet Metal Worker	NMTC	3	0	3
Totals			4	0	4
48.0508 (02)	Welder/Welding Tech	EMTC	9	0	9
48.0508 (02)	Welder/Welding Tech	WCTC	3	0	3
48.0508 (03)	Welder/Welding Tech	CMTC	3	0	3
48.0508 (03)	Welder/Welding Tech	EMTC	10	0	10
48.0508 (04)	Welder/Welding Tech	EMTC	6	0	6
Totals			31	0	31
48.9999 (02)	Precision Prod Trades Oth	WCTC	0	0	0
48.9999 (03)	Precision Prod Trades, Oth	WCTC	0	0	0
Totals			0	0	0

49.0202 (02)	Construction Equip Operator	WCTC	6	0	6
49.0306 (02)	Marine Maint & Ship Repair	WCTC	14	2	16
49.0309 (05)	Marine Sci/Merch Marine	MMA	30	2	32
Totals			44	4	48
50.0101 (05)	Visual & Performing Arts	UMM	0	0	0
50.0402 (03)	Graphic Design	SMTC	21	5	26
50.0402 (05)	Graphic Design	MECA	4	2	6
Totals			25	7	32
50.0501 (05)	Drama/Theater Arts, Gen	UMO	5	7	12
50.0501 (05)	Drama/Theater Arts, Gen	USM	2	4	6
50.0501 (05)	Drama/Theater Arts, Gen	Bates	1	4	5
50.0501 (05)	Drama/Theater Arts, Gen	Colby	1	2	3
50.0501 (07)	Drama/Theater Arts, Gen	UMO	3	2	5
Totals			11	19	31
50.0605 (03)	Photography	UMA	2	0	2
50.0605 (05)	Photography	MECA	2	2	4
50.0699 (03)	Film/Video & Photo Arts	SMTC	5	0	5
50.0701 (03)	Art, General	UMPI	5	2	7
50.0701 (05)	Art, General	UMO	6	7	13
50.0701 (05)	Art, General	UMPI	5	2	7
50.0701 (05)	Art, General	USM	6	27	33
Totals			31	40	71
50.0701 (05)	Printmaking	MECA	0	1	1
50.0702 (05)	Fine/Studio Arts	Bowdoin	5	5	10
50.0703 (05)	Art Hist, Criticism, Conserv	Bates	6	11	17
50.0703 (05)	Art Hist, Criticism, Conserv	Bowdoin	2	8	10
50.0703 (05)	Art Hist, Criticism, Conserv	Colby	2	11	13
Totals			15	36	51

50.0708 (05)	Painting	MECA	5	7	12
50.0709 (05)	Sculpture	MECA	5	4	9
50.0711 (05)	Ceramic Arts & Ceramics	MECA	1	10	11
50.0713 (05)	Metal & Jewelry Arts	MECA	1	5	6
50.0799 (03)	Fine Arts & Art Studies Other	UMA	0	1	1
50.0901 (03)	Music, General	UMA	3	0	3
50.0901 (05)	Music, General	UMO	2	2	4
50.0901 (05)	Music, General	USM	4	4	8
50.0901 (03)	Music, General	Bates	4	3	7
50.0901 (03)	Music, General	Bowdoin	2	1	3
50.0901 (07)	Music, General	UMO	3	3	6
Totals			30	40	70
50.0902 (05)	Music History & Lit	Colby	2	5	7
50.0903 (05)	Music - Gen Performance	UMO	2	2	4
50.0903 (05)	Music - Gen Performance	USM	4	4	8
Totals			6	6	12
50.0999 (05)	Music, Other	UMA	1	0	1
51.0201 (05)	Comm Disorders, General	UMO	2	17	19
51.0201 (07)	Comm Disorders, General	UMO	0	11	11
Totals			3	28	30
51.0601 (02)	Dental Assistant	UMA	0	6	6
51.0602 (03)	Dental Hygienist	UMA	0	10	10
51.0602 (03)	Dental Hygienist	UNE	0	34	34
51.0602 (05)	Dental Hygienist	UNE	0	6	6
Totals			0	56	56
51.0701 (05)	Health Sys/Svcs Admin	St Joseph's College	6	28	34
51.0701 (07)	Health Sys/Svcs Admin	St Joseph's College	7	31	38
51.0701 (07)	Health Sys/Svcs Admin	USM	1	1	2
Totals			14	60	74
51.0705 (03)	Medical Office Mgmt	Beal	0	2	2
51.0707 (03)	Medical Records T/T	KVTC	0	5	5
Totals			0	7	7

51.0708 (02)	Medical Transcription	CMTC	0	4	4
51.0799 (03)	Health & Med Admin Svcs Oth	UMA	0	10	10
51.0801 (02)	Medical Assistant	SMTC	0	14	14
51.0801 (03)	Medical Assistant	KVTC	0	7	7
51.0801 (03)	Medical Assistant	Andover	1	40	41
51.0801 (03)	Medical Assistant	Beal	0	20	20
51.0801 (03)	Medical Assistant	Mid-State	1	11	12
51.0801 (03)	Medical Assistant	Husson	0	7	7
Totals			2	113	115
51.0803 (03)	Occupational Therapy Asst	KVTC	1	9	10
51.0806 (03)	Physical Therapy Asst	KVTC	1	7	8
51.0807 (07)	Physician Asst	UNE	15	20	35
51.0901 (03)	Cardiovascular Tech/Tech	SMTC	2	4	6
51.0904 (02)	Emergency Medicine Tech/Tech	KVTC	3	1	4
51.0904 (03)	Emergency Medicine Tech/Tech	SMTC	4	3	7
51.0904 (03)	Emergency Medicine Tech/Tech	KVTC	1	0	1
Totals			27	44	71
51.0905 (03)	Nuclear Medicine T/T	SMTC	1	4	5
51.0907 (03)	Medical Radiologic Tech/Tech	CMTC	1	8	9
51.0907 (03)	Medical Radiologic Tech/Tech	EMTC	4	4	8
51.0907 (03)	Medical Radiologic Tech/Tech	KVTC	0	0	0
51.0907 (03)	Medical Radiologic Tech/Tech	SMTC	1	9	10
51.0907 (03)	Medical Radiologic Tech/Tech	SJC	0	8	8
51.0907 (05)	Medical Radiologic Tech/Tech	SJC	2	6	8
Totals			9	39	48
51.0908 (03)	Respiratory Therapy Tech	KVTC	5	4	9
51.0908 (03)	Respiratory Therapy Tech	SMTC	3	7	10
Totals			8	11	19
51.0909 (03)	Surgical/Opertng Rm Tech	SMTC	0	4	4
51.0999 (05)	Health/Med Diag/Tx Svcs Oth	USM	0	3	3
51.1004 (03)	Medical Laboratory Tech	UMPI	0	1	1
51.1004 (03)	Medical Laboratory Tech	CMTC	1	3	4
51.1004 (03)	Medical Laboratory Tech	EMTC	0	3	3
Totals			1	14	15
51.1005 (03)	Medical Technology	UMA	0	4	4
51.1005 (05)	Medical Technology	UMO	2	3	5
Totals			2	7	9

51.1307 (07)	Medical Immunology	USM	2	3	5
51.1399 (05)	Medical Basic Sci, Other	UNE	2	6	8
51.1502 (03)	Psych/Mental Hlth Svc T	UMA	7	73	80
Totals			11	82	93
51.1599 (05)	Mental Health & Human Svcs	UMA	8	43	51
51.1601 (03)	Nursing (RN Training)	UMA	6	50	56
51.1601 (03)	Nursing (RN Training)	CMTC	1	17	18
51.1601 (03)	Nursing (RN Training)	EMTC	3	22	25
51.1601 (03)	Nursing (RN Training)	KVTC	1	15	16
51.1601 (03)	Nursing (RN Training)	NMTC	1	16	17
51.1601 (03)	Nursing (RN Training)	SMTC	4	23	27
51.1601 (05)	Nursing (RN Training)	UMO	5	62	67
51.1601 (05)	Nursing (RN Training)	UMFK	1	7	8
51.1601 (05)	Nursing (RN Training)	USM	2	26	28
51.1601 (05)	Nursing (RN Training)	Husson	3	38	49
51.1601 (05)	Nursing (RN Training)	St Joseph's College	4	34	38
51.1601 (07)	Nursing (RN Training)	UMO	0	4	4
51.1601 (07)	Nursing (RN Training)	USM	2	26	28
Totals			41	363	404
51.1604 (07)	Nursing Anesthet (PostRN)	UNE	8	20	28
51.1605 (07)	Nursing Family Pract (PostRN)	Husson	0	6	6
51.1610 (07)	Nursing Psych.Mental Health	Husson	0	6	6
51.1613 (02)	Practical Nurse (LPN Trng)	KVTC	0	3	3
51.1613 (02)	Practical Nurse (LPN Trng)	CMTC	0	3	3
51.1613 (02)	Practical Nurse (LPN Trng)	EMTC	0	11	11
51.1613 (02)	Practical Nurse (LPN Trng)	NMTC	1	9	10
51.1613 (02)	Practical Nurse (LPN Trng)	SMTC	0	0	0
Totals			9	58	67
51.1699 (03)	Nursing Other	UNE	2	21	23
51.1699 (05)	Nursing Other	UNE	0	21	21
Totals			2	42	44
51.2399 (05)	Recreational Therapy	USM	1	7	8
51.9999 (05)	Recreational Therapy	USM	6	22	28
Totals			7	29	36

51.2399 (05)	Rehab/Therapeutic Svcs	UMF	2	14	16
51.9999 (05)	Health Prof & Related Sciences	UNE	16	66	82
52.0101 (02)	Business General	Beal	0	0	0
52.0101 (03)	Business General	UMA	10	39	49
52.0101 (03)	Business General	Thomas College	3	18	21
52.0101 (05)	Business General	UMA	12	35	47
52.0101 (05)	Business General	UMFK	5	3	8
52.0101 (05)	Business General	UMPI	5	5	10
Totals			53	180	233
52.0201 (02)	Bus Admin & Mgmt Gen	CMTC	0	2	2
52.0201 (02)	Bus Admin & Mgmt Gen	Beal	1	2	3
52.0201 (03)	Bus Admin & Mgmt Gen	Andover	5	24	29
52.0201 (03)	Bus Admin & Mgmt Gen	Beal	3	7	10
52.0201 (03)	Bus Admin & Mgmt Gen	USM	14	19	33
52.0201 (03)	Bus Admin & Mgmt Gen	CMTC	12	16	28
52.0201 (03)	Bus Admin & Mgmt Gen	EMTC	6	20	26
52.0201 (03)	Bus Admin & Mgmt Gen	NMTC	8	6	14
52.0201 (03)	Bus Admin & Mgmt Gen	SMTC	7	10	17
52.0201 (03)	Bus Admin & Mgmt Gen	Beal	3	7	10
52.0201 (03)	Bus Admin & Mgmt Gen	Mid-State College	0	1	1
52.0201 (03)	Bus Admin & Mgmt Gen	Husson	7	14	21
52.0201 (05)	Bus Admin & Mgmt Gen	UMO	81	51	132
52.0201 (05)	Bus Admin & Mgmt Gen	UMM	2	4	6
52.0201 (05)	Bus Admin & Mgmt Gen	USM	38	40	78
52.0201 (05)	Bus Admin & Mgmt Gen	Husson	34	43	77
52.0201 (05)	Bus Admin & Mgmt Gen	Thomas	11	26	37
52.0201 (05)	Bus Admin & Mgmt Gen	UNE	0	2	2
52.0201 (07)	Bus Admin & Mgmt Gen	UMO	30	19	49
52.0201 (07)	Bus Admin & Mgmt Gen	USM	20	12	32
52.0201 (07)	Bus Admin & Mgmt Gen	Husson	37	32	69
52.0201 (07)	Bus Admin & Mgmt Gen	Thomas	13	14	27
Totals			312	371	683
51.0202 (07)	Taxation	Thomas	1	0	1
52.0204 (03)	Office Supervis & Mgmt	SMTC	1	22	23
52.0201 (03)	Office Supervis & Mgmt	Beal	0	1	1
Totals			2	23	25

52.0299 (03)	Bus Admin & Mgmt Oth	WCTC	1	8	9
52.0299 (03)	Bus Admin & Mgmt Oth	St Joseph's College	1	0	1
52.0299 (05)	Bus Admin & Mgmt Oth	USM	6	6	12
52.0299 (05)	Bus Admin & Mgmt Oth	St Joseph's College	2	12	14
Totals			10	26	36
52.0301 (05)	Accounting	UMM	1	5	6
52.0301 (05)	Accounting	UMPI	0	1	1
52.0301 (05)	Accounting	USM	11	15	26
52.0301 (05)	Accounting	Husson	20	35	55
52.0301 (05)	Accounting	St Joseph's College	2	2	4
52.0301 (05)	Accounting	Thomas	5	5	10
52.0301 (07)	Accounting	Husson	1	0	1
Totals			58	63	103
52.0302 (03)	Accounting Technician	CMTC	1	3	4
52.0302 (03)	Accounting Technician	KVTC	0	9	9
Totals			1	12	13
52.0401 (02)	Admin Asst/Sec Sci Gen	KVTC	0	3	3
52.0401 (02)	Admin Asst/Sec Sci Gen	Beal	0	2	2
52.0401 (03)	Admin Asst/Sec Sci Gen	Beal	0	6	6
52.0401 (03)	Admin Asst/Sec Sci Gen	CMTC	1	3	4
52.0401 (03)	Admin Asst/Sec Sci Gen	EMTC	1	5	6
52.0401 (03)	Admin Asst/Sec Sci Gen	KVTC	0	5	5
52.0401 (03)	Admin Asst/Sec Sci Gen	Andover	0	27	27
52.0401 (03)	Admin Asst/Sec Sci Gen	UMM	0	8	8
52.0401 (03)	Admin Asst/Sec Sci Gen	Mid State	3	15	18
52.0401 (05)	Admin Asst/Sec Sci Gen	UMM	0	3	3
Totals			5	77	82
52.0402 (03)	Executive Asst/Secrty	NMTC	0	6	6
52.0402 (03)	Executive Asst/Secrty	Husson	0	2	2
52.0402 (03)	Executive Asst/Secrty	Thomas	0	1	1
52.0402 (05)	Executive Asst/Secrty	Husson	0	4	4
Totals			0	13	13

52.0403 (03)	Legal Admin Asst/Secrty	KVTC	0	2	2
52.0403 (03)	Legal Admin Asst/Secrty	NMTC	0	1	1
52.0403 (03)	Legal Admin Asst/Secrty	Husson	0	0	0
52.0403 (03)	Legal Admin Asst/Secrty	Mid State	0	3	3
52.0403 (03)	Legal Admin Asst/Secrty	Thomas	0	4	4
Totals			0	10	10
52.0404 (02)	Medl Admin Asst/Sec	WCTC	0	5	5
52.0404 (03)	Medl Admin Asst/Sec	KVTC	0	3	3
52.0404 (03)	Medl Admin Asst/Sec	NMTC	0	7	7
52.0404 (03)	Medl Admin Asst/Sec	Mid State	0	5	5
52.0404 (03)	Medl Admin Asst/Sec	Thomas	0	2	2
Totals			0	22	22
52.0601 (03)	Bus Managerial Economic	Mid State	0	2	2
Totals			0	2	2
52.0701 (03)	Enterprise Mgmt & Oper Gen	UMM	3	2	5
52.0799 (03)	Enterprise Mgmt & Oper Oth	MMA	6	3	9
52.0801 (05)	Finance,General	Husson	3	1	4
52.0801 (05)	Finance, General	Thomas	4	7	11
Totals			16	13	29
52.0902 (03)	Hotel/Motel/Restnt Mgmt	SMTC	2	2	4
Totals			2	2	4
52.0903 (03)	Travel-Tourism Mgmt	Beal	4	1	10
52.0999 (05)	Hospitality Svcs Mgmt, Oth	Husson	10	1	12
52.1001 (05)	Human Res Mgmt	Thomas	0	23	1
52.1201 (02)	Mgt InfSys/Bus DatProc Gn	YCTC	1	4	2
52.1201 (03)	Mgt InfSys/Bus DatProc Gn	Andover	26	0	49
52.1201 (03)	Mgt InfSys/Bus DatProc Gn	NMTC	2	4	6
52.1201 (03)	Mgt InfSys/Bus DatProc Gn	UMM	0	0	0
Totals			43	37	80
52.1204 (03)	Information Tech	NMTC	0	0	0
52.1101(03)	International Business & Logistics	MMA	1	3	4
52.1299 (02)	Bus Inf & Dat Proc Svcs Other	WCTC	0	1	1
52.1299 (02)	Bus Inf & Dat Proc Svcs Other	YCTC	0	9	9
52.1299 (03)	Bus Inf & Dat Proc Svcs Other	WCTC	4	21	25
Totals			5	34	39

52.1401 (03)	Bus Mrktg & Market Mgmt	KVTC	4	5	9
52.1401 (05)	Bus Mrktg & Market Mgmt	UMM	0	0	0
52.1401 (05)	Bus Mrktg & Market Mgmt	Husson	6	1	7
52.1401 (05)	Bus Mrktg & Market Mgmt	SJC	7	2	9
52.1401 (05)	Bus Mrktg & Market Mgmt	Thomas	7	7	14
Totals			24	15	39
52.9999 (03)	Bus Mgmt/Admin Svcs Oth	SJC	0	4	4
52.9999 (05)	Bus Mgmt/Admin Svcs Oth	UNE	0	2	2
52.9999 (07)	Bus Mgmt/Admin Svcs Oth	MMA	10	0	10
Totals			10	6	16

**MAINE PUBLIC AND PRIVATE COLLEGES AND UNIVERSITIES
ASSOCIATE DEGREE LEVEL
SUMMARY OF 20 HIGHEST COMPLETION RATES BY FIELD OF STUDY - 2000**

CIP CODES:	PROGRAM TITLES	03 TOTALS:
52.0201	Business Administration & Management, General	189
51.1601	Nursing (RN Training)	159
24.0101	Liberal Arts/Science/Liberal Studies	150
51.0801	Medical Assistant	87
51.1502	Psychology/Mental Health Svcs Tech	80
52.0401	Administrative Assistant/Secretary Science, General	74
52.0101	Business General	70
43.0104	Criminal Justice Studies	69
24.0102	General Studies	57
52.1201	Management Information Systems/Business Data Processing, General	55
43.0107	Law Enforcement/Political Science	50
51.0602	Dental Hygienist	44
51.1699	Nursing, Other	44
20.0401	Institution Food Worker/Administration General	37
51.0907	Medical Radiologic Tech/Tech	35
48.0501	Machinist/Machine Tech	34
15.0303	Elect/Electron/Comm Eng. Tech/Tech	32
15.0303	Computer Eng. Tech/Tech	26
22.0103	Paralegal/ Dental Hygienist Legal Assistant	26
Totals	20 Highest Completion Rates at 03 Level	1,318

**MAINE PUBLIC AND PRIVATE COLLEGES AND UNIVERSITIES
BACHELOR DEGREE LEVEL
SUMMARY OF 20 HIGHEST COMPLETION RATES BY FIELD OF STUDY - 2000**

CIP CODES:	PROGRAM TITLES	05 TOTALS:
52.0201	Business Administration & Mgmt. General	332
13.1202	Elementary Teacher Education	299
42.0101	Psychology General	258
26.0101	Biology, General	244
30.9999	Multi/Inter Disciplinary Studies, General	199
51.1601	Nursing (RN Training)	190
23.0101	English Language/ Literature General	180
45.0801	History, General	165
24.0101	Liberal Arts, Science/Liberal Studies	145
45.0601	Economics, General	143
45.1001	Political Science, General	140
13.1205	Secondary Teacher Education	133
45.1101	Sociology	118
03.0102	Environmental Science/Studies	112
52.0301	Accounting	102
44.0701	Social Work	69
44.0701	Business, General	65
13.1314	Physical Education Teaching/Coaching	58
27.0101	Mathematics	55
50.0701	Art, General	53
Totals	20 Highest Completion Rates at 05 Level	3,060

**MAINE PUBLIC AND PRIVATE COLLEGES AND UNIVERSITIES
 MASTER'S DEGREE LEVEL
 SUMMARY OF 20 HIGHEST COMPLETION RATES BY FIELD OF STUDY - 2000**

CIP CODES:	PROGRAM TITLES	07 TOTALS:
52.0201	Business Administration & Mgmt, General	177
13.9999	Education, Other	104
44.0701	Social Work	87
13.1206	Teacher Education Mult. Levels	57
13.1399	Teacher Education Acad./Voc. Programs, Other	54
13.1101	Counselor Education Counselor/Guidance Services	42
51.0701	Health Systems/Services Administration	40
51.0807	Physician Assistant	35
13.1315	Reading Teacher Education	32
51.1601	Nursing (RN Training)	32
51.1604	Nursing Anesthetist	28
13.1202	Elementary Teacher Education	28
13.1205	Secondary Teacher Education	26
13.1201	Adult Continuing Teacher Education	20
13.1321	Computer Teacher Education	15
11.0701	Computer Science	15
13.1001	Special Education General	19
13.0401	Educational Administration and Supervis. General	17
42.1701	School Psychology	13
02.0301	Food Science Technology	13
Totals	20 Highest Completion Rates at 07 Level	854

**MAINE PUBLIC AND PRIVATE COLLEGES AND UNIVERSITIES
DOCTORAL AND FIRST PROFESSIONAL DEGREE LEVEL
SUMMARY OF 20 HIGHEST COMPLETION RATES BY FIELD OF STUDY - 2000**

CIP CODES:	PROGRAM TITLES	09 AND 10 TOTALS:
38.0101	Philosophy	7
40.0801	Physics	5
14.0899	Civil Engineering, Other	5
40.0501	Chemistry, General	5
13.1399	Tchr Ed Acad/Voc Programs	4
42.0101	Psychology, General	3
02.0501	Soil Sciences	2
26.0101	Biology, General	2
40.0702	Oceanography	2
03.0601	Wildlife & Wild lands Mgmt.	2
44.0401	Public Administration	1
02.0201	Animal Sciences, General	1
02.0301	Food Science and Technology	1
26.0402	Molecular Biology	1
14.0701	Chemical Engineering	1
13.0401	Education, Administration and Supervis. General	1
22.0101	Law (LLB, JD)	87
39.0602	Divinity/Ministerial (BD, MDIV)	14
Totals	20 Highest Completion Rates at 09 and 10 Levels	144