


MAINE STATE LEGISLATURE

The following document is provided by the
LAW AND LEGISLATIVE DIGITAL LIBRARY
at the Maine State Law and Legislative Reference Library
<http://legislature.maine.gov/lawlib>



Reproduced from scanned originals with text recognition applied
(searchable text may contain some errors and/or omissions)

STATE OF MAINE JUDICIAL DEPARTMENT ANNUAL REPORT



KF
8732
.799
M222
1991
C.2

Bangor County Superior Courthouse
Built 1853

Architect: Benjamin S. Deane, Bangor
Edwin Lee Brown, Bangor

FISCAL YEAR 1991

Olive Metcalf

MAR 22 1993

ANNUAL REPORT FISCAL YEAR 1991

State of Maine Judicial Department

**Administrative Office of the Courts
70 Center Street, P.O. Box 4820, D.T.S.
Portland, Maine 04112**

This annual report reports activity and caseload statistics on a fiscal year (July 1 - June 30) basis. Until fiscal year 1989, State of Maine Judicial Department reports had been done on a calendar year (January - December) basis. For the next several years, previous calendar year caseload data will be displayed in addition to the new fiscal year data in order to preserve the ability to perform trend analyses.

State of Maine

ADMINISTRATIVE OFFICE OF THE COURTS

P.O. Box 4820 Downtown Station
Portland, Maine 04112
207-879-4792

Dana R. Baggett
State Court Administrator

February 1992

The Honorable Vincent L. McKusick, Chief Justice of the Supreme Judicial Court
The Honorable John R. McKernan, Governor of Maine
Ladies and Gentlemen of the 115th Maine Legislature

It is my pleasure and privilege to transmit the Annual Report of the Judicial Department for the 12 month period between July 1, 1990 and June 30, 1991. This is the 15th such report.

The total number of filings in all courts of the Judicial Department declined slightly after climbing steadily since 1984. Dispositions in all courts dropped by less than 2% during a period when both the District and Superior Courts had prolonged judicial vacancies that adversely affected the amount of judge time available to dispose of cases. The offices of the clerks of court lost the services of 35 private contract employees during this period of time due to budget restrictions. These employees were indistinguishable from the regular staff and the loss represents a reduction of greater than 10% in the work force; but workload has not diminished by anything close to a corresponding amount.

Filings in the Supreme Judicial Court were at an all time high, an increase of over 15% in one year. The Administrative Court reported an all time peak of filings during a period when that court is also conducting an experimental family court program.

This report reduces to statistics the work of nearly 400 women and men, on the bench and behind the bench, in service to the citizens of Maine. In their daily work, the Constitution of Maine and the statutes passed by the Legislature become a reality to the many who become involved in our Maine courts. Their good work deserves our praise and appreciation.

This report was prepared by Marcy Kamin, Management Analyst in the AOC, ably assisted by Sherry Reed who compiled and edited the data. Debra Olken provided advice and assistance. Fran Norton prepared the final report for publication. I thank them.

Sincerely,





TABLE OF CONTENTS

"THE STATE OF THE JUDICIARY" by Chief Justice Vincent L. McKusick	1
 <u>THE YEAR IN REVIEW</u>	
State Court Caseload Summary	7
Fiscal Information	9
Court Structure	14
Court Administration	19
Activities and Projects	21
Committees of the Judicial Department	35
Judicial Roster	43
Clerk Roster	45
 <u>APPENDICES</u>	
I. <u>Law Court Caseload Statistics</u>	
Narrative Summary of Caseload Statistics	47
Statistical Tables	48
II. <u>Superior Court Caseload Statistics</u>	
Map of Superior Court Locations	55
Narrative Summary of Caseload Statistics	56
Total Caseload Statistical Table	57
Civil Statistical Tables	59
Medical Malpractice Claims	68
Civil Definitions	69
URESAs Statistical Tables	71
Criminal Statistical Tables	75
Criminal Definitions	88
III. <u>District Court Caseload Statistics</u>	
Map of District Court Locations	89
Narrative Summary of Caseload Statistics	90
Statistical Tables	91
Case Type Definitions	116
Footnotes	117
IV. <u>Administrative Court Caseload Statistics</u>	
Statistical Tables	119

V. <u>Court Mediation Service Caseload Statistics</u>	
Narrative Summary of Caseload Statistics	121
Statistical Tables	122
VI. <u>Court Appointed Special Advocate (CASA) Program</u>	
Narrative Summary of Caseload Statistics	125
Statistical Tables	126

TABLES INDEX

<u>STATE COURT CASELOAD SUMMARY</u>	8
-------------------------------------	---

FISCAL INFORMATION

F-1 Comparative Expenditure Summary	9
F-2 Expenditures by Category	10
F-3 Comparative Revenue Summary	11
F-4 Comparative Revenue Summary for Superior Court	12
F-5 Comparative Revenue Summary for District Court and Administrative Court	13

MISCELLANEOUS

AR-1 Active Retired Judges Status	16
OER-1 Judicial Department, Position Location by Division	17
CJR-1 Committee on Judicial Responsibility Complaints	30
CS-1 Court Security Incidents	32
ER-1 Electronic Recording Division, Time by Court Location	33
ER-2 Electronic Recording Division, Number of Transcriptions	34

LAW COURT CASELOAD

LC-1 Total Caseload and Written Opinions	48
LC-2 Dispositions	49
LC-3 Average Time to Disposition	50
LC-4 Actual Time to Disposition	52

SUPERIOR COURT CASELOAD

SC-1	Total Caseload Summary	57
SC-2	Civil Filings Summary	59
SC-3	Civil Dispositions Summary	60
SC-4	Civil Pending Caseload Summary	61
SC-5	Civil Filings and Dispositions by Type of Case	62
SC-6	Civil Dispositions by Type of Disposition	63
SC-7	Civil Jury Trials	64
SC-8	Civil Non-Jury Trials	65
SC-9	Age of Civil Pending Caseload	66
SC-10	Actual Time to Civil Disposition	67
MM-1	Medical Malpractice Cases	68
SC-11	URESAs Filings Summary	71
SC-12	URESAs Dispositions Summary	72
SC-13	URESAs Pending Caseload Summary	73
SC-14	Criminal Filings Summary	75
SC-15	Criminal Dispositions Summary	76
SC-16	Criminal Pending Caseload Summary	77
SC-17	Criminal Filings and Dispositions by Type of Case	78
SC-18	Criminal Filings and Dispositions by Class of Charge	79
SC-19	Criminal Dispositions by Type of Case and Class of Charge	80
SC-20	Criminal Dispositions by Type of Disposition	81
SC-21	Criminal Jury Trials	82
SC-22	Criminal Jury Trials by Type of Case	83
SC-23	Criminal Jury Waived Trials	84
SC-24	Criminal Indictments - Average Time to Trial and Disposition	85
SC-25	Criminal Transfers - Average Time to Trial and Disposition	86
SC-26	Actual Time to Criminal Disposition	87

DISTRICT COURT CASELOAD

DC-1	Total Filings	91
DC-2	Total Filings in the Ten Largest Court Locations	93
DC-3	Filings, Excluding "Civil Violations and Traffic Infractions"	94
DC-4	Caseload by Type of Case	96
DC-5	Waivers	114

ADMINISTRATIVE COURT CASELOAD

AC-1	Caseload Statistics	119
AC-2	District Court and Superior Court Cases Heard by Administrative Court Judges	120

COURT MEDIATION SERVICE CASELOAD

CM-1	Caseload Summary by Type	121
CM-2	Statewide Summary by Case Type and Disposition	122
CM-3	Cases Mediated by Type of Case - Detail	123

**COURT APPOINTED SPECIAL ADVOCATE
(CASA) ACTIVITY SUMMARY**

CP-1	District Court Child Protective Filings Detail	126
------	---	-----

“THE STATE OF THE JUDICIARY”

by

Chief Justice Vincent L. McKusick

**A Report to the Joint Convention
of the 115th Maine Legislature
(First Regular Session)**

February 26, 1991

"THE STATE OF THE JUDICIARY"

A Report to the Joint Convention of the 115th
Legislature

By
Chief Justice Vincent L. McKusick

February 26, 1991

I'm proud to come before you again to give the annual report from the Judicial Branch. Today is an anniversary of special significance to the McKusick family. It was fifty years ago last month, in the 90th Legislature, that my father Carroll McKusick began his 12 years of service in the House and Senate from Piscataquis County. Through him I first gained my high respect for this institution, and came to appreciate the big responsibilities you carry and your dedication to the job. My respect has never dimmed.

We meet in somber circumstances. We have shared the deep sorrow of Peter McKernan's family, and our thoughts are constantly on the Gulf War and our men and women over there. And as I entered this chamber just now I was reminded of the tragic absence of Don Carter from Seat 122, back there on the aisle. In recent years, I have made much of the Three C's needed to be practiced between the Great Branches of State Government -- communication, cooperation, and comity. Don Carter as House Chairman of Appropriations had the lead in reviewing the judicial budget. In his relationship with us, he practiced the Three C's as a matter of course. It was simply his nature to do so.

Financially these are tough times for all of us in government -- as they are for much private business and for many family budgets. For us in the three Great Branches to handle our current budget crunch, those Three C's -- communication, cooperation, and comity -- are more necessary than ever. I was pointing this out to

my colleagues a while ago. One of them quipped that what we really need is a Fourth C -- Cash!

Yes, we are in tough times. But I believe in the optimistic wisdom of the adage: Tough times will not last; it's tough people who will last. We Maine folk are tough and resilient. We are going to come through all right. We will because we must. We will because we will work together.

In tough times we do well to go back to first principles. We meet in the fifth and final year of the bicentennial celebration of the U. S. Constitution. This year we celebrate the ratification of the Federal Bill of Rights in 1791. There we Americans guarantee to one another our most precious individual rights and freedoms. Every day our state courts, where some 98% of all litigation takes place, are called upon to apply and vindicate those federal guarantees. Our State Constitution contains counterparts of all the federal guarantees, and more. For example, Maine recognizes the fundamental right of every citizen to have access to the courts. Section 19 of our Declaration of Rights states:

"Every person, for an injury inflicted on the person or the person's reputation, property or immunities, shall have remedy by due course of law; and right and justice shall be administered freely and without sale, completely and without denial, promptly and without delay."

From 1820, the preamble to the Maine Constitution has declared the very first two goals of our state government to be "to establish justice" and to "insure tranquility." The Judicial or Third Branch created by the Constitution performs one of the core functions of government -- parallel to and at the same level as the indispensable functions of the other two Great Branches -- the Legislature and the Chief Executive. Either the courts perform the tasks they are set up to perform or no one in society performs them. Alexander Hamilton called the "ordinary administration of civil and criminal justice" -- that is, the operation of the state courts, day in and day out -- the "great cement of society." The central place occupied by the courts in Maine affairs has been symbolized from our earliest days by the building called the

"Courthouse" in every county. We've never called it the County Building. Woodrow Wilson said it all: "A society is as good as its courts -- no better and no worse."

Like Speaker Martin, I am this year presiding over the national organization representing my branch of state government. Like the Speaker, I have many opportunities to make interstate comparisons. In general, what I see elsewhere makes me feel good about the courts of our State. You in the Legislature and we in the Third Branch, year in and year out, have worked together step-by-step to improve the quality of justice rendered Maine citizens. But a clear challenge faces all three Branches today. Can we ride through our financial crisis in a way that maintains the quality of justice in the State of Maine? I say to you, "We can and we must!"

We are being asked: Can the courts do more with less? The "more" part of that question is inexorable. Our caseloads, already nearly overwhelming, continue to increase. The courts have constitutional and statutory duties to perform and have no control over the volume of their workload. That is decided on the criminal side by the police and the prosecutors, on the civil side by the public, the litigants.

The Judicial Department is already a very minor net burden on the State's budget that runs into the billions. The total appropriation for the courts for this fiscal year is only about \$32 million, less than 2% of the State's budget. At the same time, the courts will collect this year we expect about \$28 million. These revenues are not dedicated to the courts, and I by no means suggest they should be. Nor should one look upon the courts merely as revenue-producers that should support themselves. Nonetheless, in practical result the courts are, I repeat, a very small net burden indeed on the State's budget.

Can the courts do more with still less? It is very difficult, but we are determined to do our part. We are already hurting badly from the cuts we made to help meet the \$210 million shortfall a year ago. For example, we had to eliminate all except emergency

overtime and cancel \$1 million of capital expenditures, much of it for computers essential in our efforts to get our ever-growing caseloads under control and to give better service to the public. Even though the courts were already critically understaffed, we had to lay off 17 full-time contract employees. Three judicial vacancies are temporarily unfilled, and this comes when we need more judges, not fewer. Maine has had a remarkably small judiciary for its size and caseload. Maine is 50th among the States in the number of trial judges per 100,000 of population.

But, as I say, we are determined to do our part in the budget crisis. I announced last month the appointment of a Volunteer Business Committee to review the administrative and financial operations of the Judicial Department. John M. Daigle, the retired CEO of Casco Northern Bank, is its chairman. He is joined by John R. DiMatteo, President of Guy Gannett Publishing Company, and by Arthur M. Johnson, former University of Maine President and former Harvard Business School Professor. I have asked these businessmen to give us their best answer to this question: Are we in the courts making the most efficient use of the resources provided by the Legislature? The committee plans to complete its work by the end of March. However much I believe we're running the courts efficiently, I welcome any suggestions for running them even better. The management audit I have asked our Volunteer Business Committee to give our operations is sure to bear valuable fruit for many years to come.

I now report on court operations in 1990. Last year the Law Court set a new record in both case filings and case dispositions. New filings went to an all-time high of 622, 15% higher than the year before, foretelling a continuing heavy workload in the months ahead. Those 622 appeals of last year compare with only 269 cases filed as recently as 1976, the year before I came on the bench. Also, in 1990 the Law Court produced a record average of 51 opinions written by each justice, for a total of 359. My hard-working colleagues continue to merit their national reputation for the diligent discharge of their heavy decision-making responsibilities. At the same time, they carry an administrative load by serving in effect as the "Board of Directors" of the Judicial

Department. The Court sets Department policy, makes rules for all the courts, including the Probate Courts, and superintends the legal profession through the Board of Bar Admissions and the Board of Overseers of the Bar.

In 1990 the Supreme Judicial Court amended the Code of Judicial Conduct to add detailed provisions for public financial disclosure. Judges made their initial filing last November 15, and will hereafter file public reports by May 15th of each year.

Last fall the Supreme Judicial Court received a media petition for an experiment with allowing cameras in the trial courts. After a public hearing, the Court by a divided vote early this month authorized a two-year experiment at two locations for each trial court. The experiment will start on July 1 or as soon thereafter as the Court shall have approved detailed operating guidelines for television coverage of trials, along with a comprehensive plan for monitoring and evaluating the experiment.

I report now on our trial courts. During 1990 all three trial courts gained new leadership. The three new chiefs are with us this morning. Chief Justice Thomas E. Delahanty, II, of the Superior Court succeeded Justice Brody, who joined us on the Supreme Judicial Court. Chief Judge Susan W. Calkins and her deputy, Judge S. Kirk Studstrup, came to the leadership of the District Court following the successive retirements of Judge Devine and Judge Pease. Chief Administrative Court Judge Dana A. Cleaves took over on Judge Rogers' retirement.

I am proud of the women and the men who work in the courts. I'm proud of their renewed dedication in the face of fiscal stringencies. The work of the courts is very labor-intensive. Yet many of our busiest clerks' offices were understaffed even before the budget crisis. Measures taken to meet the revenue shortfall of a year ago and again this year pile even more work on a reduced judiciary and a reduced staff. This comes at the same time that continued increases in case filings put even more demands on the judges and clerks. We in 1990 had to cancel all out-of-state judicial education and we did not have the funds to

hold either the Judicial Conference or the Sentencing Institute, both provided by statute. We also had to cut back on training sessions for clerks and other court personnel. These cutbacks must be only temporary. To continue them for long would be false economy. Well-trained clerks are essential for efficient operations. For our judges to continue to merit their national reputation for high quality judging, they must keep current with the law.

Our active retired judges perform an indispensable role in keeping the courts abreast of their heavy workloads. In 1990 their combined service on the bench equaled that of about 4 additional full-time judges -- and they served at a bargain rate. We are much indebted to them. In appropriate circumstances I also use the authority the Legislature has granted me to assign judges of one court to serve briefly or for a special purpose in another court. For example, under the statute enacted last year, District Court Judge Ronald Daigle is sitting one day each quarter for Administrative Court hearings in Caribou. Such cross-assignments between the trial courts maximize the productivity of our small judiciary.

The budget crunch of last year to my regret prevented funding of a task force on gender bias in the courts. Even though we have thus been unable to do a study of the problem in Maine, all of us judges last month joined with lawyers in a program, funded by the State Bar Association, designed to sensitize both groups to the kinds of gender discrimination found to exist in neighboring states. We in Maine cannot assume we are immune from similar blind spots. I repeat what I said last year: Gender bias has no place whatsoever in the Temple of Justice.

The Superior Court is our court of general trial jurisdiction, and is our only jury court. It sits in every county. It is authorized to have 16 full-time judges, but now has one temporary vacancy. Almost any criminal or civil case can be brought in the Superior Court, and all the most serious criminal cases must come there. And the Superior Court hears appeals from zoning and other municipal decisions and from decisions of state administrative agencies. It

hears appeals on question of law from the District and Administrative Courts. In 1990 the Superior Court's total case filings for the first time passed the 20,000 mark. Seventy percent of those filings are criminal. Despite some recent publicity that the crime rate in Maine has declined, criminal case filings in the Superior Court increased 15% in the last fiscal year. Since 1981, criminal cases have increased about 50%. Yet in that time, the Superior Court has had only two additional judgeships authorized, and very small additions to clerical and other supporting staff. In the last two years, the increased number of criminal jury trials has raised costs for juries, for court security, and for indigent defense, and has reduced judicial time available for civil matters.

The pre-litigation screening panels for medical malpractice cases, created by statute starting in 1987, continue to be highly successful in diverting potentially complex and lengthy litigation from court. Under the administrative direction of Chief Justice Delahanty, the panels review about 100 malpractice claims each year. The panels, many of which are currently presided over by retired Justice William McCarthy of Rumford, are disposing of the bulk of these malpractice claims short of trial, to the advantage of all concerned.

Now, the District Court. Although that court is technically a court of limited jurisdiction, I like to call it our "court of not-so-limited jurisdiction." At almost every session, the Legislature has added to its powers, last year giving the District Court almost full equity jurisdiction. Its annual case filings have reached the staggering number of about 320,000. This caseload is handled at 32 District Court locations, reduced by one by the consolidation of the separate courts that previously operated in Bath and Brunswick. The court has 25 authorized judgeships, but two of those positions are now vacant. This must be only a temporary measure.

The District Court is the closest we come to having a family court. It is our juvenile court and it handles most civil family matters -- such as divorce, protection from domestic abuse, and

termination of parental rights. Our Court Mediation Service and our Court-Appointed Special Advocate (or CASA) Program are now integral parts -- and valuable parts -- of court operations in family matters. In fiscal '90, 5,600 cases were mediated, mediations in domestic relations cases increasing 15.5% over the year before. The CASA Program, now in operation for five years and available in most of the state, has provided over 360 carefully selected and trained volunteers to act as guardians ad litem for children at risk. A total of more than 1,200 children involved in court proceedings have now received the benefits of the volunteer program.

Last year the Legislature authorized the Chiefs of our three trial courts to set up a pilot project for handling family law matters. Planning for that pilot project has begun under the front line responsibility of Chief Administrative Court Judge Cleaves. The project will gather in one place the family law cases in Portland of both the Superior and District Courts. It will start as soon as the extra courtrooms in the courthouse addition are available. This project will test whether we can achieve a functional unification of the Administrative Court with the District Court and whether we can give better service to family law cases, while using our existing judicial and clerical resources to the fullest.

Guidelines for determining the level of child support payments in divorce and like situations were promulgated by the Supreme Judicial Court in October 1989 to meet the federal deadline and then were enacted into statute by the Legislature last April. Those Guidelines are now in use in all court orders for child support, regardless of the means of the parents. The courts are going to have to prepare themselves for a heavy added workload when two years hence a federal mandate kicks in requiring the courts to review existing child support orders against the Guidelines.

Good news comes from the Maine Court Facilities Authority. The Legislature created the Authority to raise funds for court buildings through the issuance of revenue bonds. The State will own the buildings when the bonds are paid off through rent

payments. Up to this year the State has owned the court building at only one of the 51 locations where the courts operate -- and that one state-owned building is the Augusta District Court down here on the rotary. The other 50 court locations operate in county courthouses or in other space that is leased from counties, municipalities, and private landlords. That situation will start to change this year. Now under construction by the Court Facilities Authority are buildings for the Presque Isle District Court and for the consolidated Bath/Brunswick District Court. Those buildings are critically needed. By legislative resolve of last year, the Presque Isle courthouse will proudly bear the name of the late Judge Julian Turner, the resident judge there for 26 years.

The Cumberland County Courthouse addition is on schedule for completion before the end of this fiscal year. This fine building will provide a new home for the Ninth District Court and expanded facilities for the Superior Court. Some 20% of the entire caseload statewide of our trial courts is handled in that one courthouse. The Legislature can take pride, along with Cumberland County and the Judicial Department, for meeting at last the longstanding need for more courtrooms in Portland.

The courts continue to have serious facilities needs elsewhere around the state -- for example, in York County for both the District and Superior Courts, and in Androscoggin and Kennebec Counties for the Superior Court. We will continue to work with the Court Facilities Authority to address those needs as funding permits.

I commend our administrative staff for their ongoing efforts to help us produce maximum results with limited resources. By national comparisons our Administrative Office of the Courts is a relatively small one, and Dana Baggett's staff continues to face the same increasing demands as our trial courts. The budget crunch makes even more work for the Administrative Office in controlling costs throughout the Department. Let me give some examples of the special activities they were involved in last year. They revamped many of our payment and payroll functions consistent with the State's new MFASIS program, introduced

Macintosh computers into the Law Court to help us keep up with our heavy caseload, installed computers in the Superior Court to reduce the time and cost involved in paying jurors, provided your legislative Office of Fiscal and Program Review with as comprehensive fiscal impact statements as any state agency, provided supervision for the courts of the planning and construction of the Cumberland County addition, obtained over \$400,000 in federal grant monies for computers -- and the list goes on.

In conclusion, I wish I could report that our trial courts are able to keep up fully with the constant growth in case filings, that their pending caseloads are being reduced, and that the time between filing and disposition of cases is shortening. I wish I could report that we are able to continue innovative pilot projects, such as the Alternative Dispute Resolution program started by the Superior Court in York and Knox Counties two years ago, and such as the indigency screening program we conducted for two years to weed out unqualified applicants for appointed counsel at State expense, and such as the valuable in-state judicial education project undertaken by Professor Zarr of the University of Maine Law School working with a judges committee headed by Justice Roberts. I wish I could report that we are able to do the very necessary full computerization of the Superior Court and of the District Court. Yes, I wish I could report all that to you, but I cannot. They have all fallen victim to the budget shortfalls of last year and this. I can, however, report that every one of us who work in the courts, judges and non judges alike, are determined despite the fiscal crisis to maintain the quality of the service we are providing Maine people under our constitutional and statutory mandates. That is our challenge.

You and we also have a second challenge. It is very easy when times are tough to become absorbed in the crisis of the moment and to give no thought to the future. I am pleased that the Legislature last year created a Commission to Study the Future of Maine's Courts, though regrettably it found no funds for the study. We four leaders of the three Great Branches have appointed retired District Court Judge Harriet P. Henry as Chair of

the Court Futures Commission. Her 17 years on the bench and her leadership experience in national bar and court organizations qualify her splendidly for leading this study, including the initial job of finding outside funding. Five of your fellow legislators are members of the Futures Commission and five judges are advisory members. We face a host of societal changes as we move rapidly toward the next century. We must lift our eyes from our daily chores, however tasking, to look at the horizon ahead of us. Our current financial woes must not blind us from seeing the demands the new century will make on Maine's courts. Franklin D. Roosevelt once said, admittedly in a grander context: "The promise of the future is only diminished by our limitations of today." In looking at the future of Maine's courts we are all challenged to surmount the limitations imposed by the fiscal crisis of today.

In the next several months you 186 citizen legislators are facing particularly difficult responsibilities. Included among them is the duty of preserving the high quality of Maine's courts, of assuring that they have the resources essential to carry out their constitutional and statutory obligations. On behalf of all of us in the Third Branch, I reaffirm our pledge to work closely with you of the Legislature to that end.

Thank you very much for your time and attention.

THE YEAR IN REVIEW

STATE COURT CASELOAD SUMMARY

FISCAL INFORMATION

COURT STRUCTURE

- Supreme Judicial Court (Law Court)
- Superior Court
- District Court
- Administrative Court
- Judicial Scheduling
- Use of Active Retired Judges
- Judicial Department Position Chart

COURT ADMINISTRATION ACTIVITIES AND PROJECTS

- Information About the Administrative Office of the Courts
- Court Facilities
- Volunteer Business Committee Report
- Budget Reduction Efforts
- Computer Services Department Activities
- Fiscal Department Activities
- Indigent Defense Activities
- Legislative Highlights
- Judicial Education
- County Law Libraries
- Domestic Abuse and Mediation Project
- Family Court Project
- Commission to Study the Future of Maine's Courts
- Committee on Judicial Responsibility and Disability
- Maine Judicial Council
- Court Security Services
- Electronic Recording Division

COMMITTEES OF THE JUDICIAL DEPARTMENT

- Committee Listing
- Committee Membership

JUDICIAL AND CLERK ROSTERS

STATE COURT CASELOAD SUMMARY

Caseloads throughout Maine's state system have undergone significant changes during the past several years. There are characteristic differences in today's court caseload compared to that of the 1970's, but these changes are difficult to quantify. For instance, statistics cannot demonstrate the degree to which civil litigation has become increasingly complex, and it is often impossible to document the actual impact of new legislation each year. Nonetheless, the statistics summarized on the following page and detailed in the appendices to this report should provide a basic understanding of state court caseload.

In the Law Court, 1990 filings increased by 15.2% compared to calendar year 1989. There were 622 cases filed and 618 cases disposed of in calendar year 1990. In cases for which opinions were written, the average time from notice of appeal to final disposition by the Law Court was approximately eight and one-half months, the lowest average time this decade. The Court wrote 127 opinions in criminal cases and 235 opinions in civil cases. It took an average of 37 days for a case to proceed from oral argument to disposition, about one third of the time required in 1981.

The Superior Court is the state's court of general jurisdiction. There were 19,758 cases filed in FY'91, of which 230 (1.2%) were URESA and 6,417 (32%) were civil cases. The average civil case required 420 days to reach disposition, a decrease of thirty-five days from FY'90. Of the 5,956 civil dispositions during FY'91, slightly more than 40% were dismissed upon agreement of the parties. The 198 civil jury trials accounted for 3.3% of all dispositions.

The number of criminal filings in the Superior Court was 13,111 in FY'91, a 41% increase since 1982. Dispositions fell by 2.2%, the 12,522 dispositions being less than incoming filings, resulted in a pending caseload of over 8,821 cases. Forty-six percent of all criminal case filings were transfers from the District Court involving Class D and Class E proceedings. The 4,571 cases involving murder, Class A, Class B and Class C crimes (formerly classified as felonies) constituted nearly 35% of the state's criminal caseload. A total of 56% of all dispositions were convictions, while dismissals by the District Attorney accounted for 25% and 1.9% were dismissed by the Court. Of the 7,200 convictions, 95% were by a plea of guilty. The

523 criminal jury trials accounted for 4% of all criminal dispositions.

The state's major court of limited jurisdiction is the District Court. The Court experienced a slight decrease in caseload during the past year, with 307,776 filings in FY'91, a 2.3% decrease from FY'90. This decrease reflects, in part, a 15.7% decrease in the number of civil cases. Small claims filings decreased by 37.6%, probably due to changes in filing rules and procedures (see District Court narrative for more detail.) In FY'91, criminal filings decreased by 8.6% from the previous year, while civil violations/traffic infractions increased by 9.4% from the previous year.

The Administrative Court has jurisdiction over the suspension and revocation of administrative agency licenses. Almost all (98.8%) of this Court's caseload originates from the Bureau of Liquor Enforcement. In FY'91, filings in the Administrative Court rose by 18.5% from the level reported in FY'90, for a total of 423.

STATE COURT CASELOAD SUMMARY

<u>Calendar Year</u>	<u>1981</u>	<u>1982</u>	<u>1983</u>	<u>1984</u>	<u>1985</u>	<u>1986</u>	<u>1987</u>	<u>1988</u>	<u>FY'89</u>	<u>FY'90</u> (b)	<u>FY'91</u> (b)	<u>Change</u> <u>'81-'91</u>	<u>%</u> <u>Change</u>	<u>Change</u> <u>'90-'91</u>	<u>%</u> <u>Change</u>
<u>LAW COURT</u>															
Fillings	521	478	486	513	518	520	565	528	(a)	540	622	19.4		15.2	
Dispositions	549	468	480	493	520	516	492	542	(a)	517	618	12.6		19.5	
<u>SUPERIOR COURT</u>															
Fillings	17,309	16,898	16,703	15,522	17,738	17,766	17,643	18,162	18,743	20,638	19,758	14.1		-4.3	
Dispositions	16,612	15,859	17,001	16,768	16,794	17,978	17,276	16,886	18,105	19,967	18,895	13.7		-5.4	
<u>DISTRICT COURT</u>															
Fillings	228,523	215,471	227,920	220,717	248,869	268,355	293,896	321,557	325,560	315,123	307,776	34.7		-2.3	
Dispositions	226,234	215,253	224,512	213,234	235,653	256,845	277,556	306,491	310,269	305,404	300,259	32.7		-1.7	
<u>ADMINISTRATIVE COURT</u>															
Fillings	311	285	349	422	278	364	341	283	357	357	423	36.0		18.5	
Dispositions	298	307	320	424	290	378	309	286	350	377	404	35.6		7.2	
<u>TOTAL CASELOAD</u>															
Fillings	246,664	233,132	245,458	237,174	267,403	287,005	312,445	340,530	(a)	336,658	328,579	33.2		-2.4	
Dispositions	243,693	231,887	242,313	230,919	253,257	275,717	295,633	324,205	(a)	326,265	320,176	31.4		-1.9	

(a) Due to the record-keeping system used in the Law Court, and the transition from a calendar year to a fiscal year annual report, figures for FY'89 are not available.

(b) Due to the record-keeping system used in the Law Court, only calendar year figures are available; FY'90 = 1989 calendar year, FY'91 = 1990 calendar year.

FISCAL INFORMATION

The Judicial Department operates from the State general funds which are appropriated by the Legislature. It also administers several grants from public sources. The expenditure and revenue data are presented for the State fiscal year ended June 30, 1991. The source of this data is internal records which use a cash basis of accounting.

Expenditures

Judicial Dept. expenditures for FY'91 totaled \$31,360,842, an increase of 1% over the previous year. The following is a summary of expenditures by Department subdivision:

COMPARATIVE EXPENDITURE SUMMARY FOR FISCAL YEARS ENDED JUNE 30TH

TABLE F-1

SUBDIVISION	FY'87	FY'88	FY'89	FY'90	FY'91	% of Total	% Change 87-91	% Change 90-91
District Court (a)	\$9,591,748	\$10,638,773	\$12,564,983	\$12,235,340	\$12,261,451	39.1	27.8	0.2 (c)
Superior Court (b)	\$8,111,336	\$9,287,113	10,068,416	8,744,533	9,295,619	29.6	14.6	6.3 (c)
Indigent Defense (c)	-	-	-	4,302,168	4,804,290	15.3	-	11.7
Supreme Judicial Court	\$1,732,209	\$2,031,360	2,429,509	2,437,554	2,365,748	7.5	36.6	-2.9 (c)
Administrative Office of the Courts	\$697,175	\$812,600	1,004,438	876,379	878,763	2.8	26.0	0.3
Mediation (a)	-	-	-	-	369,154	1.2	-	-
Administrative Court	\$290,714	\$331,788	356,127	372,411	364,915	1.2	25.5	-2.0
Court Automation	\$429,574	\$456,203	456,049	347,027	333,381	1.1	-22.4	-3.9
State Court Library (b)	-	-	-	-	306,832	1.0	-	-
Federal and Private Grants (d)	\$31,962	\$62,395	97,237	89,781	157,061	0.5	391.4	74.9
Court Security Administration	\$36,900	\$49,044	90,201	151,646	130,823	0.4	254.5	-13.7
Court Appointed Special Advocate	\$49,988	\$57,936	72,343	75,157	83,111	0.3	66.3	10.6
Bicentennial Commission	\$31,877	\$42,005	31,293	24,367	5,000	0.0	-84.3	-79.5
Judicial Council	\$8,275	\$6,732	13,865	6,316	4,694	0.0	-43.3	-25.7
Other Department Activities (e)	\$398,450	\$399,842	413,912	1,372,822	-	-	-	-
TOTAL	\$21,410,208	\$24,175,791	\$27,598,373	\$31,035,501	\$31,360,842	100.0	46.5	1.0

(a) In prior years, statutory payments for mediation services were included within District Court expenditures; they are now shown separately.

(b) In prior years, statutory payments to county law libraries were included within Superior Court expenditures; they are now shown separately.

(c) Prior to FY'90, indigent defense costs were included in expenditure figures for the courts in which the costs originated. Indigent defense costs after FY'90 are broken out separately due to conversion to a new internal accounting system.

(d) Federal and private monies expended during the fiscal year were as follows:

AMHI Master Agreement - \$10,588 (Human Services Funds)
 Court Automation - \$93,387 (Federal Grant)
 Commission to Study the Future of Maine Courts - \$7,281 (S.J.I. Grant)
 Bicentennial Commission - \$6,079 (Private Funds)
 Mediation Domestic Abuse Project - \$39,726 (S.J.I. Grant)

(e) This category has been allocated to various trial courts. It is primarily annual occupancy and lease costs of the new Portland courthouse addition.

JUDICIAL DEPARTMENT EXPENDITURES BY CATEGORY: FY'87 - FY'91

TABLE F-2

	% of "All FY'87 Expenditures			% of "All FY'88 Expenditures			% of "All FY'89 Expenditures			% of "All FY'90 Expenditures			% of "All FY'91 Expenditures		
	Total	% of Total	Total	% of Total	Total	% of Total	Total	% of Total	Total	% of Total	Total	% of Total	Total	% of Total	
PERSONAL SERVICES	\$10,491,081		49.1	\$12,993,706		53.9	\$13,965,295		50.6	\$15,394,892		49.6	\$15,373,651		49.3
ALL OTHER															
Court Appt. Counsel	\$2,162,649	20.8		\$2,087,750	19.5		2,925,974	22.6		3,649,054	24.0		4,179,040	26.7	
Pensions	\$1,348,635	12.9		\$1,467,626	13.7		1,450,729	11.2		1,527,953	10.1		1,563,030	10.0	
Traverse Jury Costs	\$1,187,574	11.4		\$1,194,790	11.2		1,297,370	10.0		1,242,543	8.2		1,238,873	7.9	
Leases	\$1,030,181	9.9		\$1,052,249	9.8		1,504,443	11.6		2,240,653	14.8		2,403,140	15.3	
Court Officers*	\$587,453	5.6		\$631,847	5.9		742,075	5.7		726,932	4.8		820,432	5.2	
Medical Services*	\$370,960	3.6		\$317,239	3.0		\$357,669	2.8		413,437	2.7		336,672	2.1	
Witness Fees*	\$426,497	4.1		\$434,988	4.1		461,676	3.6		585,740	3.9		591,790	3.8	
Telephone	\$401,388	3.9		\$325,473	3.0		350,962	2.7		415,173	2.7		453,048	2.9	
Bailiffs*	\$418,889	4.0		\$465,885	4.4		556,448	4.3		557,798	3.7		987,109	6.3	
In-State Travel	\$305,859	2.9		\$364,734	3.4		365,093	2.8		329,033	2.2		327,534	2.1	
Postage	\$302,584	2.9		\$326,187	3.0		393,886	3.0		421,135	2.8		168,978	1.1	
Mediators	\$273,502	2.6		\$257,621	2.4		245,405	1.9		341,698	2.3		278,350	1.8	
Printing/Binding	\$169,591	1.6		\$145,526	1.4		130,000	1.0		128,412	0.8		134,858	0.9	
County Law Libraries	\$189,250	1.8		\$189,250	1.8		195,490	1.5		204,594	1.3		233,185	1.5	
Photocopying	\$144,864	1.4		\$141,260	1.3		140,738	1.1		173,263	1.1		174,773	1.1	
Grand Jury Costs	\$128,690	1.2		\$122,370	1.1		121,478	0.9		162,459	1.1		146,005	0.9	
Office Supplies	\$131,907	1.3		\$129,073	1.2		157,722	1.2		160,682	1.1		153,103	1.0	
Books	\$93,489	0.9		\$102,576	1.0		150,717	1.2		211,198	1.4		136,091	0.9	
Transcript Costs*	\$90,355	0.9		\$91,030	0.9		101,328	0.8		124,867	0.8		42,446	0.3	
Misc. Professional Fees	\$67,394	0.6		\$67,122	0.6		214,400	1.7		126,391	0.8		242,846	1.5	
Investigators*	\$64,546	0.6		\$45,607	0.4		61,898	0.5		87,151	0.6		72,470	0.5	
Other*	\$525,745	5.0		\$746,666	7.0		993,159	7.7		1,343,415	8.9		985,165	6.3	
Total All Other	\$10,422,002	100.0	48.8	\$10,706,869	100.0	44.4	\$12,918,660	100.0	46.8	\$15,173,581	100.0	48.9	\$15,668,938	100.0	50.2
CAPITAL	\$465,163		2.2	\$412,821		1.7	\$714,420		2.6	\$467,028		1.5	\$161,191		0.5
TOTAL **	\$21,378,246		100.0	\$24,113,396		100.0	\$27,598,375		100.0	\$31,035,501		100.0	\$31,203,780		100.0

*DEFINITIONS

Court Officers: Payments to county sheriffs to provide security in Superior Court and payments to county sheriffs and municipal police departments to serve as court complaint officers in District Court.

Medical Services: Psychiatric examinations and testimony under the following circumstances: involuntary hospitalization of mentally ill and mentally retarded individuals; periodic review of mentally ill individuals and re-certification of mentally retarded individuals; indigent criminal defendants, and any other criminal defendants upon the order of the judge, in Superior Court and District Court cases.

Witness Fees: Payments to municipal police departments, county sheriffs, state police and the State Department of Inland Fisheries and Wildlife for their officers to serve as witnesses for the prosecution in District Court cases, and for indigent defendants in Superior Court and District Court cases, and to private citizens serving as witnesses in any case.

Bailiffs: Payments to county sheriffs and municipal police departments to provide security in the District Court.

Transcript Costs: Transcript costs for indigent defendants, and for judicial review in sentencing.

Investigators: Investigators in indigent defense cases.

Other: Data processing, casual labor, complaint justices, research services, analysis and lab services, out of state travel, utilities, rent and repairs to equipment subscriptions, dues, janitorial services, clothing, miscellaneous and minor equipment, training, and disability compensation.

** Does not include special projects administered with federal monies.

REVENUE

Judicial Department gross revenue for FY'91 totaled \$26,162,613. Table F-3 below identifies a source breakdown of that revenue for FY'87 through FY'91. Revenue for Superior Court locations is shown on Table F-4. Revenue for the District Court locations, including the Administrative Court, is shown on Table F-5.

All funds collected by the Judicial Department, except project grants, go into the State general fund. A relatively small proportion of these funds consists of fines for specific violations of law which are dedicated to certain agencies. A comparative summary of dedicated fines by fiscal year is also shown below.

COMPARATIVE REVENUE SUMMARY FOR FISCAL YEARS ENDED JUNE 30TH

TABLE F-3

REVENUE	1987	1988	% Chg. '87-'88	1989	% Chg. '88-'89	1990	% Chg. '89-'90	1991	% Chg. '90-'91
• Superior Court	\$1,480,868	\$1,779,142	20.1	\$1,821,387	2.4	\$2,091,233	14.8	\$2,708,050	29.5
• District Court	14,497,824	17,307,393	19.4	18,568,536	7.3	19,619,219	5.7	23,089,965	17.7
• Administrative Court	100,672	96,032	-4.6	94,782	-1.3	113,226	19.5	119,510	5.5
• Miscellaneous (a)	218,194	228,999	5.0	72,525	-68.3	231,344	219.0	245,088	5.9
TOTAL REVENUE	\$16,297,558	\$19,411,566	19.1	\$20,557,230	5.9	\$22,055,022	7.3	\$26,162,613	18.6
LESS DEDICATED REVENUE									
• Dept. of Transportation	\$717,399	\$739,960	3.1	\$1,034,348	39.8	\$953,318	-7.8	\$1,429,691	50.0
• Dept. of Inland Fisheries & Wildlife	458,381	436,156	-4.8	499,658	14.6	506,806	1.4	548,231	8.2
• Transportation Safety Fund	102,160	139,365	36.4	193,672	39.0	311,759	61.0	549,568	76.3
• Municipalities	52,186	64,373	23.4	51,440	-20.1	65,526	27.4	79,878	21.9
• Dept. of Conservation	2,750	4,770	73.5	4,591	-3.8	3,970	-13.5	3,105	-21.8
• Miscellaneous Agencies	3,950	1,100	-72.2	32,951	2895.5	1,943	-94.1	5,620	189.2
• Jail Fund		250,739		348,551	39.0	367,688	5.5	423,575	15.2
TOTAL DEDICATED REVENUE	\$(1,336,826)	\$(1,636,463)	22.4	\$(2,165,211)	32.3	\$(2,211,010)	2.1	\$(3,039,668)	37.5
NET GENERAL FUND REVENUE	\$14,960,732	\$17,775,103	18.8	\$18,392,019	3.5	\$19,844,012	7.9	\$23,122,945	16.5
REVENUE FOR SPECIAL PROJECTS	\$23,291	\$0		\$44,985		\$0		\$0	

NOTE: This information is prepared on a cash basis and does not take into consideration any accruals.
 (a) FY'88 includes receipt of \$112,500 from Cumberland County District Attorney Extradition Account.

COMPARATIVE REVENUE SUMMARY FOR SUPERIOR COURT LOCATIONS FOR FISCAL YEARS ENDED JUNE 30TH

TABLE F-4

COURT	1987 Revenue	1988 Revenue	% chg. '87-'88	1989 Revenue	% chg. '88-'89	1990 Revenue	% chg. '89-'90	1991 Revenue	% chg. '90-'91
ANDROSCOGGIN (Auburn)	\$95,593	\$116,768	22.2	\$114,638	-1.8	\$186,563	62.7	\$197,762	6.0
AROOSTOOK (Houlton/Caribou)	60,369	74,653	23.7	89,027	19.3	90,374	1.5	170,389	88.5
CUMBERLAND (Portland)	296,531	399,435	34.7	402,216	0.7	451,613	12.3	620,792	37.5
FRANKLIN (Farmington)	65,669	70,169	6.9	62,191	-11.4	83,817	34.8	74,978	-10.5
HANCOCK (Ellsworth)	47,875	60,897	27.2	64,186	5.4	77,323	20.5	132,540	71.4
KENNEBEC (Augusta)	105,188	113,662	8.1	129,908	14.3	127,761	-1.7	178,533	39.7
KNOX (Rockland)	88,138	90,302	2.5	88,692	-1.8	98,714	11.3	127,873	29.5
LINCOLN (Wiscasset)	103,314	70,345	-31.9	81,988	16.6	77,945	-4.9	85,527	9.7
OXFORD (South Paris)	49,806	70,821	42.2	54,394	-23.2	50,859	-6.5	99,202	95.1
PENOBSCOT (Bangor)	154,942	191,043	23.3	191,002	0.0	237,166	24.2	306,348	29.2
PISCATAQUIS (Dover-Foxcroft)	11,594	21,070	81.7	24,917	18.3	13,593	-45.4	21,274	56.5
SAGadahoc (Bath)	19,997	51,010	155.1	49,253	-3.4	59,983	21.8	77,244	28.8
SOMERSET (Skowhegan)	131,931	126,384	-4.2	136,815	8.3	137,318	0.4	151,973	10.7
WALDO (Belfast)	38,452	26,974	-29.9	35,015	29.8	39,272	12.2	55,986	42.6
WASHINGTON (Machias)	29,983	52,196	74.1	67,451	29.2	62,613	-7.2	85,751	37.0
YORK (Alfred)	181,486	243,413	34.1	229,694	-5.6	296,319	29.0	321,877	8.6
TOTAL	\$1,480,868	\$1,779,142	20.1	\$1,821,387	2.4	\$2,091,233	14.8	\$2,708,049	29.5

COMPARATIVE REVENUE SUMMARY FOR DISTRICT COURT AND ADMINISTRATIVE COURT FOR FISCAL YEARS ENDED JUNE 30TH

TABLE F-5

COURT	1987 Revenue	1988 Revenue	% chg 87-88	1989 Revenue	% chg 88-89	1990 Revenue	% chg 89-90	1991 Revenue	% chg 90-91
AUGUSTA	\$1,093,871	\$1,191,999	9.0	\$1,146,203	-3.8	\$1,067,674	-6.9	\$1,216,968	14.0
BANGOR	1,106,843	1,341,067	21.2	1,469,045	9.5	1,632,589	11.1	1,613,231	-1.2
BAR HARBOR	107,440	108,397	0.9	163,493	50.8	162,625	-0.5	182,909	12.5
BATH/BRUNSWICK (1)	639,928	893,842	39.7	947,225	6.0	938,361	-0.9	1,199,983	27.9
BELFAST	244,279	290,273	18.8	363,358	25.2	331,633	-8.7	392,556	18.4
BIDDEFORD	965,692	1,494,282	54.7	1,537,475	2.9	1,496,709	-2.7	1,539,596	2.9
BRIDGTON	185,961	295,740	59.0	298,167	0.8	359,897	20.7	452,684	25.8
CALAIS	166,675	212,115	27.3	261,850	23.4	311,800	19.1	307,247	-1.5
CARIBOU	175,423	209,772	19.6	222,469	6.1	225,878	1.5	294,318	30.3
DOVER-FOXCROFT	214,056	265,722	24.1	332,428	25.1	281,067	-15.5	308,783	9.9
ELLSWORTH	340,534	399,935	17.4	512,091	28.0	540,298	5.5	622,540	15.2
FARMINGTON	291,280	294,802	1.2	392,139	33.0	380,638	-2.9	431,310	13.3
FORT KENT	67,005	83,028	23.9	75,937	-8.5	80,951	6.6	102,267	26.3
HOULTON	237,717	268,401	12.9	295,186	10.0	297,812	0.9	409,125	37.4
LEWISTON	910,611	1,127,120	23.8	1,077,214	-4.4	1,323,315	22.8	1,750,378	32.3
LINCOLN	206,436	285,803	38.4	305,097	6.8	295,567	-3.1	324,157	9.7
LIVERMORE FLS	94,548	118,376	25.2	151,522	28.0	136,695	-9.8	155,357	13.7
MACHIAS	181,905	184,275	1.3	194,494	5.5	203,786	4.8	227,796	11.8
MADAWASKA	76,934	79,715	3.6	66,070	-17.1	70,091	6.1	90,597	29.3
MILLINOCKET	154,735	178,456	15.3	197,338	10.6	193,901	-1.7	217,975	12.4
NEWPORT	307,377	430,197	40.0	444,512	3.3	461,285	3.8	507,656	10.1
PORTLAND	2,615,402	2,977,347	13.8	3,231,717	8.5	3,456,027	6.9	3,958,372	14.5
PRESQUE ISLE	285,963	339,780	18.8	335,886	-1.1	389,955	16.1	499,396	28.1
ROCKLAND	550,372	373,986	-32.0	357,324	-4.5	426,830	19.5	533,355	25.0
RUMFORD	210,912	242,778	15.1	250,864	3.3	296,403	18.2	390,584	31.8
SKOWHEGAN	559,756	680,974	21.7	818,159	20.1	859,559	5.1	1,079,848	25.6
SOUTH PARIS	169,037	198,913	17.7	230,929	16.1	221,248	-4.2	261,786	18.3
SPRINGVALE	487,888	566,846	16.2	559,844	-1.2	590,375	5.5	724,493	22.7
VAN BUREN	17,164	12,831	-25.2	26,994	110.4	29,936	10.9	36,316	21.3
WATERVILLE	664,241	747,818	12.6	886,379	18.5	878,143	-0.9	891,458	1.5
WISCASSET	289,994	334,021	15.2	325,489	-2.6	331,597	1.9	381,171	15.0
YORK	877,845	1,078,782	22.9	1,091,638	1.2	1,346,576	23.4	1,985,753	47.5
TOTAL	\$14,497,824	\$17,307,393	19.4	\$18,568,536	7.3	\$19,619,221	5.7	\$23,089,965	17.7
ADMIN. COURT (Portland)	\$100,672	\$96,032	-4.6	\$94,782	-1.3	\$113,226	19.5	\$119,511	5.6
GRAND TOTAL	\$14,598,496	\$17,403,425	19.2	\$18,663,318	7.2	\$19,732,447	5.7	\$23,209,476	17.6

(1) Bath/Brunswick courts were merged, effective July 1, 1990. Data prior to July 1, 1990 has also been combined, to allow for trend analysis.

DISTRICT COURT BUILDING FUND

In FY'91, \$24,000 was transferred from the District Court appropriation to the District Court Building Fund. This fund is "to be used solely for the building, remodeling and furnishing of the quarters for the District Court . . . ". Monies in this fund are carried forward from year to year. The balance forward from FY'90 was \$73,269. The addition of \$24,000 from the appropriation for FY'91 plus a \$5,000 deposit (a private donation for furnishing the police room at the new District Courthouse in West Bath) brought the total available in the fund to \$102,269. Of this amount, \$30,530 was spent during the year on furnishings, renovations, repairs and construction of podiums at Springvale, Farmington, Skowhegan, Portland and York District Court locations, leaving a balance of \$71,739.

COURT STRUCTURE

Supreme Judicial Court (Law Court)

The Supreme Judicial Court is the governing body of the Judicial Department and, sitting as the Law Court, it is the court of final appeal. The Law Court hears appeals of civil and criminal cases from the Superior Court; appeals from final judgments, orders and decrees of the Probate Court; appeals of decisions of the Public Utilities Commission and the Workers Compensation Commission's Appellate Division; appeals from the District Court in parental rights termination and foreclosure cases; interlocutory criminal appeals from the District and Superior Courts; and appeals of decisions of a single justice of the Supreme Judicial Court. A justice of the Supreme Judicial Court has jurisdiction to hear, with his or her consent, non-jury civil actions, except divorce or annulment of marriage, and can be assigned by the chief justice to sit in the Superior Court to hear cases of any type, including post-conviction matters and jury trials. In addition, the Supreme Judicial Court defines and regulates the practice of law and the conduct of attorneys in Maine by the promulgation of the Maine Bar Rules, published in the annual Maine Rules of Court. It is also the ultimate authority for admitting lawyers to the bar, and for administering lawyer discipline including disbarment. The justices of the Supreme Judicial Court make decisions regarding legislative apportionment and render advisory opinions concerning important questions of law on solemn occasions when requested by the governor, Senate or House of Representatives. Three members of the Supreme Judicial Court, appointed by the chief justice, serve as the Appellate Division for the review of criminal sentences of one year or more.

By statute, the chief justice is head of the Judicial Department, and the Supreme Judicial Court has general administrative and supervisory authority over the Judicial Department.

The Supreme Judicial Court has seven members: the chief justice and six associate justices. The justices are appointed by

the governor for seven-year terms, with the consent of the Legislature. The court determines the number, time and place of its terms depending on the volume of cases. The court sits in Portland four times a year and in Bangor twice a year. Each term runs from two to three weeks and handles from 50 to 60 cases.

Upon retirement, a Supreme Judicial Court justice may be appointed an active retired justice by the governor for a seven-year term, with the consent of the Legislature. On assignment by the chief justice, an active retired justice has the same authority as an active justice, and may sit in either the Supreme Judicial Court or the Superior Court. As of the end of Fiscal Year 1991, there were three active retired justices of the Supreme Judicial Court.

Superior Court

The Superior Court was created by the Legislature in 1929 as Maine's trial court of general jurisdiction. The court has original jurisdiction over all matters (either exclusively or concurrently with other courts) that are not within the exclusive jurisdiction of the District Court. This is the only court in which civil and criminal jury trials are held. In addition, justices of this court hear appeals on questions of law from the District Court and from the Administrative Court.

There are 16 justices of the Superior Court who hold sessions of the Court in each of the 16 counties. The justices are appointed by the governor for seven-year terms, with the consent of the Legislature. A single justice is designated by the chief justice of the Supreme Judicial Court to serve as the chief justice of the Superior Court.

Upon retirement, a Superior Court Justice may be appointed an active retired justice by the governor for a seven-year term, with the consent of the Legislature. On assignment by the Superior Court chief justice, an active retired justice has the same authority as an active justice. As of the end of Fiscal Year 1991, there were three active retired justices of the Superior Court.

District Court

The District Court was created by the Legislature in 1961 as Maine's court of limited jurisdiction. The court has original jurisdiction in non-felony criminal cases, traffic infractions and civil violations, can accept guilty pleas in felony cases and conducts probable cause hearings in felony cases. The court has concurrent jurisdiction with the Superior Court in divorce, non-equitable civil cases involving not more than \$30,000, and also may grant equitable relief in cases of unfair trade practices and in cases involving local land use violations. In practice, the District Court hears virtually all child abuse and neglect cases, termination of parental rights cases, protection from abuse cases and cases involving local land use violations. The District Court is the small claims court (for cases involving not more than \$1400) and the juvenile court. In addition, the court hears mental health, forcible entry and detainer, quiet title and foreclosure cases. It is the only court available for the enforcement of money judgments.

There are 25 judges in the District Court; the chief judge, who is designated by the chief justice of the Supreme Judicial Court, 9 judges-at-large who serve throughout the state, and 16 resident judges (including the chief judge) who sit principally within the districts where they live. The judges are appointed by the governor for seven-year terms, with the consent of the Legislature. On assignment by the chief justice of the Supreme Judicial Court, District Court judges may also sit in the Superior Court. Upon retirement, a District Court judge may be appointed an active retired judge by the governor for a seven-year term, with the consent of the Legislature. On assignment by the chief judge, an active retired judge has the same authority as an active judge. As of the end of Fiscal Year 1991, there were nine active retired judges of the District Court.

Administrative Court

The Administrative Court was created by the Legislature in 1973

and became a part of the Judicial Department in 1978. Prior thereto, the Administrative Court had jurisdiction over suspension and revocation of licenses issued by a specific list of executive agencies. Effective July 1, 1978, the Legislature substantially expanded the jurisdiction of the Administrative Court. Other than in emergency situations, the Administrative Court was granted exclusive jurisdiction upon complaint of an agency (or, if the licensing agency fails or refuses to act within a reasonable time, upon complaint of the Attorney General), to revoke or suspend licenses issued by the agency, and original jurisdiction upon complaint of a licensing agency to determine whether renewal or issuance of a license of that agency may be refused. Effective in 1983, the Administrative Court also was granted exclusive jurisdiction to hear appeals from disciplinary decisions of the Real Estate Commission.

There are two judges of the Administrative Court; the Administrative Court judge and the Associate Administrative Court judge. The judges must be lawyers and are appointed by the governor for seven-year terms, with the consent of the Legislature. On assignment by the chief justice of the Supreme Judicial Court, Administrative Court judges regularly sit in the District Court and in the Superior Court, almost exclusively in Portland.

Judicial Scheduling

In the District Court, 16 resident judges serve in the one of thirteen districts to which they are appointed by the governor, although occasionally they may assist in other districts in emergency instances. There are nine at-large judges who are scheduled by the deputy chief judge on a monthly basis. Seven District Court locations require the services of an at-large judge every month, leaving only one judge available to cover special assignments and vacancies due to illness, vacations, and educational conferences, and to assist courts experiencing particular backlog problems.

The chief justice of the Superior Court assigns Superior Court

justices to serve throughout the state, although justices serve primarily in a few courts close to their homes for most of the year. On a monthly or bi-monthly basis, the court administrators, in coordination with justices, clerks and attorneys, prepare schedules detailing the daily work of justices and court reporters, for approval by the chief justice.

Use of Active Retired Judges

Upon retirement, any justice of the Supreme Judicial Court or Superior Court, or any judge of the District Court or Administrative Court, may be appointed by the governor to active retired status. These members of the judiciary render invaluable service by their availability to serve throughout the state assisting overburdened courts. During Fiscal Year '91, three active retired Supreme Judicial Court justices, three active retired Superior Court justices, and nine active retired District Court judges served a total of 1144 days, equivalent to the work of nearly five full-time judges.

Expenditures for days served in FY'91 totaled \$190,157. These expenditures yielded an average cost of \$166 per day of service, or \$39,561 per annum per full time equivalent judge.

Effective September 4, 1989, the Legislature doubled the per diem pay from \$75 to \$150 per full day, and from \$45 to \$90 per half day. This significantly increased the expenditures to active retired judges, yet the cost for these judicial services remained very reasonable.

STATUS OF ACTIVE RETIRED JUDGES 1987 - 88, and FY'89 - FY'91

TABLE AR-1

	<u>1987</u>	<u>1988</u>	<u>FY'89</u>	<u>FY'90</u>	<u>FY'91</u>
<u>TOTAL NUMBER RETIRED JUDGES:</u>	10	14	14	15	15
<u>NUMBER OF DAYS SERVED:</u>					
- Supreme	1.5	2.5	0	1	0
- Superior	336.5	463	512	398.5	498.5
- District	375.5	501	568.5	501	639.5
<u>TOTAL COURT DAYS</u>	713.5	966.5	1080.5	900.5	1138.5
- Other (conferences, committees)	13	26.5	33	30	6
<u>TOTAL DAYS SERVED</u>	726.5	993	1113.5	930.5	1144
<u>COST OF SERVICES:</u>					
- Per diem Cost (a)	\$54,720	\$75,135	\$84,330	\$124,740	\$173,010
- Other expenses (b)	\$10,105	\$15,911	\$16,701	\$15,554	\$17,147
<u>TOTAL ANNUAL COST:</u>	\$64,825	\$91,046	\$101,031	\$140,294	\$190,157
- Number Full-Time Equivalent Judges (c)	3.1	4.2	4.7	3.8	4.8
- Average Cost per Day (d)	\$89.00	\$92.00	\$91.00	\$151.00	\$166.00
Annual Cost per F.T.E. Judge (e)	\$21,237	\$21,822	\$21,594	\$36,920	\$39,561

(a) Per diem cost was \$75 per full day, and \$45 per half day, 1987-FY'89. Effective 9/4/89, daily rates increased to \$150/full day; \$90/half day.

(b) Other expenses include mileage, lodging, meals and miscellaneous (phone, postage, etc.)

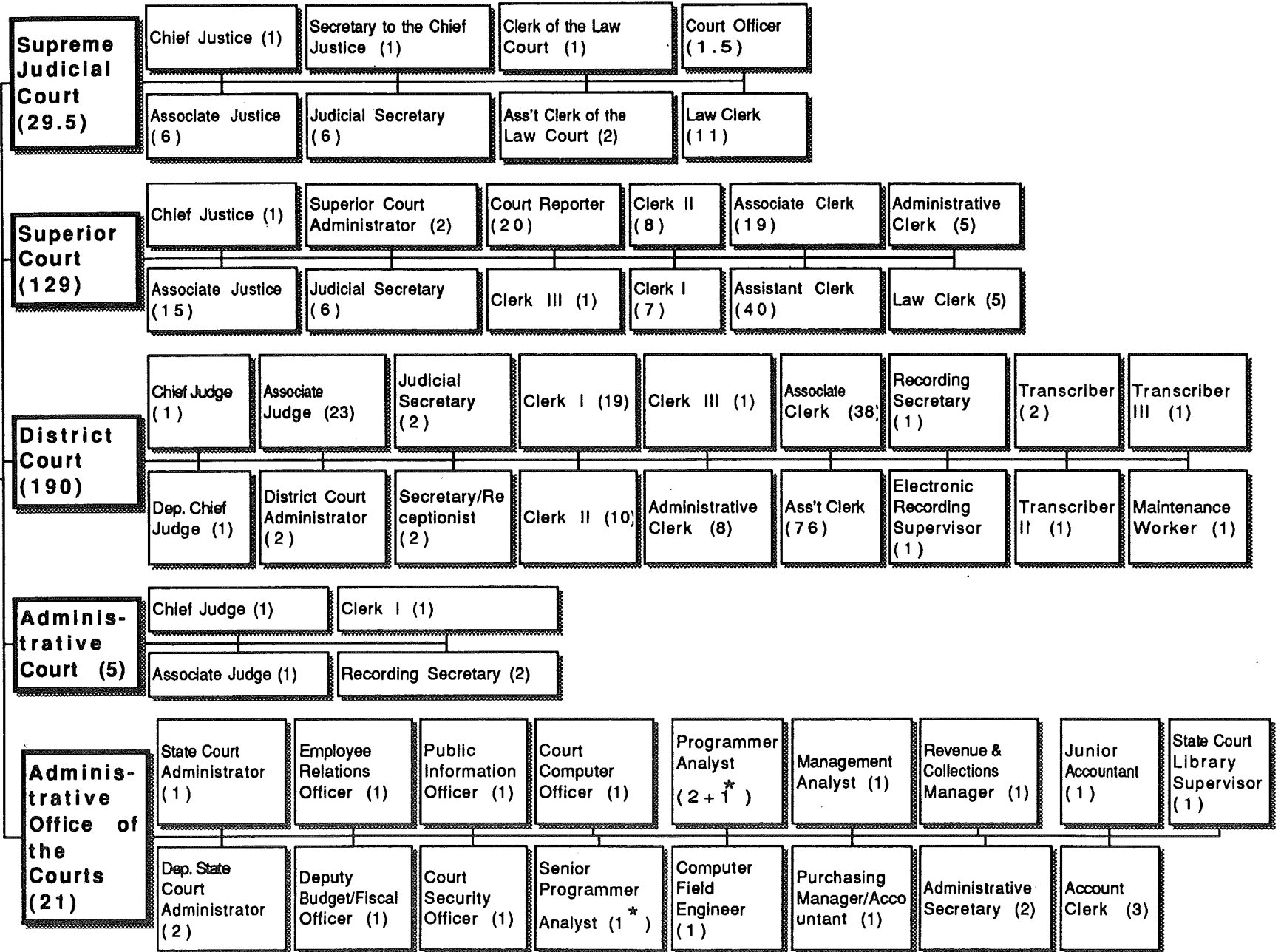
(c) Number of total days served, divided by 238 (working days per year).

(d) Total annual cost, divided by total number of days served.

(e) Total annual cost, divided by number of full-time equivalent judges.

State of Maine
JUDICIAL DEPARTMENT
Position Location by Division

JUDICIAL DEPT. GENERAL FUND BUDGETED POSITION COUNT 374.5 (+ 2 grant funded positions in AOC, see*)





COURT ADMINISTRATION
ACTIVITIES AND PROJECTS

**INFORMATION ABOUT THE
ADMINISTRATIVE OFFICE OF THE COURTS
(AOC)**

General

- Twenty-one state-funded positions and two federal grant-funded positions in Maine's AOC.
- Two state-funded AOC positions cut (=10%) in the spring of 1991 budget crisis. (A library assistant at the Penobscot County Law Library and a research assistant at the Portland AOC office).
- A 1991 survey of 22 state-funded court systems revealed that Maine's AOC ranked 18th in staff size. (In 1991, the New Hampshire AOC reported a staff of 30). A 1987 survey indicated the Maine AOC was 16th of 20.

WHAT DOES THE AOC DO?

Fiscal Department - 8 positions

- Ranks 5th in the state in number of checks issued but ranks 23rd in size of budget.
- Processes 150,000 vouchers for payment each year.
- Has been assigned functions previously performed by state controller without 2.8 positions needed to perform the work (as per Legislature's Audit and Program Review Committee report).
 - Established various fines collection mechanisms resulting in an additional \$2 million revenue last year (tax offset, fine collection temps, etc.).
 - Reconciles all fee and fine revenue for 50 courts = \$28 million.
 - Monitors operations of 80 Macintosh computers throughout the state.
 - Responsible for budget management and expenditure control = \$31 + million.
 - Centralized procurement responsibilities for all courts.
 - Payroll administration for 375 employees plus 44 pre-1984 retired judges/widows.

- Accounting for \$15 million MCFA facility construction projects.
- Establishes and maintains fiscal procedures and conducts internal audits of compliance.

Computer Services Department - (4 state plus 2 federal grant funded positions = 6 total positions)

- Conducts procurement of computer equipment (writes specifications, RFP's, evaluates submissions, designs and conducts bench tests, makes selection, writes justification for contract review committee, etc.).
 - Installs programs and maintains computer systems in 32 District Court locations. Traffic and criminal system highly rated by outside independent consultant.
 - Maintains over 40 computers, 100 printers, 320 terminals, 50 cash drawers from York to Fort Kent, Calais to Bridgton.
 - Developed the new computer system for the District Court Violations Bureau.

Policy and Research Department - 3 positions

- Day-to-day liaison with Executive and Legislative Branches.
- Monitors proposed legislation and prepares fiscal impact statements (470 bills in 1st Session of 115th Legislature, some of which were determined to have major fiscal significance and potential revenue loss if enacted).
 - Maintains caseload statistical systems for all levels of state courts.
 - Prepares annual report and quarterly statistical reports. Provides special reports (e.g., indigent defense data base) as needed.
 - Identifies and obtains federal grant funding, totaling over \$400,000 in the last year alone, virtually all of which required no state matching funds.
 - Undertakes special projects (coordinates Indigent Defense contract project in Somerset County. Now monitors contract implementation).

AOC Support Staff - 2 positions

- Telephone reception/public information regarding: access to court services, publications, referral to other agencies, legal assistance services, etc.
- Preparation of spreadsheets, text and forms. Prepare materials for publication using desktop publishing computer software.
- Management of incoming, outgoing correspondence, files, etc.
- Maintenance of computerized personnel data base, files, worker comp claims, etc.
- Assistance to other staff.

Employee Relations Department - 1 position

- Negotiates and administers collective bargaining contracts with three employee bargaining units.
- Advises and oversees employee relations and personnel system for 320 classified (union eligible) and exempt employees. Functions at step four of the contract grievance procedure to hold hearings, resolve disputes prior to arbitration.
- Responsible for worker comp claims, health and safety, education and training programs.

Court Security Services - 1 position

- Manages \$1.4 million budget, and over 100 full and part-time court security employees covered by 15 county contracts.
- Number of court security incidents (including special threats, general threats, bomb threats, high risk trials/hearings and escapes) totaled 195 in FY'91, a 242% increase over the level in 1987.

State Court Library Supervisor - 1 position

- Maintains oversight of 16 county law libraries. Receives quarterly financial reports and distributes stipends totaling \$220,000.

- Works with State Court Library Committee on library collections, automation, restructuring.
- Obtains publications, law books for judges.
- Advises Administrative Office of the Courts on procurement of law-related publications.
- Provides direct service to users of Penobscot County Law Library.

State Court Administrator - 1 position

- Statutory duties of the State Court Administrator are detailed at 4 M.R.S.A. § 17. Briefly, they include the following duties:
 - Continuous survey and study of Judicial Department.
 - Examine the status of dockets.
 - Investigate complaints.
 - Examine statistical systems.
 - Prescribe uniform administrative and business methods.
 - Implement standards and policies set by the Chief Justice.
 - Act as fiscal officer for the courts.
 - Examine arrangements for use and maintenance of court facilities.
 - Act as secretary to the Judicial Conference.
 - Submit an Annual Report.
 - Maintain liaison with other branches of government.
 - Prepare and plan clerical offices.
 - Implement preservice and inservice training programs.
 - Perform duties and attend other matters.
 - Provide for court security.

ACTIVITIES AND PROJECTS
July 1, 1990 - June 30, 1991

COURT FACILITIES

Cumberland Courthouse Addition/Renovation Plan

This project got underway in the fall of 1989. The addition to the existing Cumberland County Courthouse was substantially complete in June 1991, and the Ninth District Court, the Office of the Chief Judge of the District Court, the Superior Court for Cumberland County and the Administrative Court moved into the addition late that month. Renovation of the space vacated by the District Court in the existing courthouse to accommodate the Court Mediation Service, the District Attorney and the Superior Court juror assembly area commenced as the period closed.

West Bath District Court

A contract for construction of a new District Court facility of approximately 19,500 square feet on two floors on an 18.6 acre site in West Bath to accommodate the combined district courts formerly located in Brunswick for the Division of Eastern Cumberland (Freeport, Brunswick and Harpswell) and Bath for Sagadahoc County was awarded early in FY'91 to the firm of Pelletier & Flannigan. Financing is provided by a 1990 Maine Court Facility Authority bond issue. Total cost is expected to be approximately \$3.6 million.

Construction was approximately 50% complete as the period closed, with occupancy expected in the Spring of 1992.

Presque Isle District Court

A contract for construction of a new building of about 17,000 square feet on two floors for the Maine District Court at Presque Isle (Division of Central Aroostook) was awarded to General Supply Corporation in the summer of 1990, resolving a long-

standing need for a handicapped accessible facility in which to hold court. A ground-breaking ceremony was held on September 12, 1990. Completion was anticipated to be on or about the end of calendar year 1991. Total cost is expected to be approximately \$3 million.

Construction of this facility also is funded from proceeds of a 1990 Maine Court Facility Authority bond issue.

York County Facility Study

A final report from a court planning consultant was received in the summer of 1990 based on work begun in September of 1989. Both the Superior Court at Alfred and the District Court at Biddeford are at a critical stage in the need for additional space. The preferred concept involves construction of a trial court facility for use by all the District Courts and Superior Court at a central location in the county with two satellite limited service District Court locations located in the northern and western sectors.

An architect was selected to assist in the site evaluation process for the central trial court facility. A preferred site emerged from the review process and negotiations commenced to determine if an option could be obtained, pending an increase in the Maine Court Facility Authority bond indebtedness ceiling by the Maine Legislature to permit site acquisition. Efforts were underway to involve the York County legislative delegation, the York County Bar and other interested parties in the planning process as the period closed.

Courthouse and site planning for York County is funded by the 1990 Maine Court Facility Authority bond issue.

VOLUNTEER BUSINESS COMMITTEE REPORT

Chief Justice Vincent L. McKusick appointed a "Volunteer Business Committee to Review the Administrative and Financial Operations of the Judicial Department" in January of 1991. He said, "Your overall mission will be to evaluate our administrative

and financial operations and to identify deficiencies that should be corrected and improvements that should be made." He asked in part for a "management audit" of the Judicial Department's administrative and financial affairs.

The Committee - Messrs. John M. Daigle, John R. DiMatteo and Arthur M. Johnson - reported on March 26, 1991, to the Chief Justice with a "Report of Findings" covering 13 topics on which the Committee made recommendations. Principle among them was a proposed reorganization of the administrative structure of the Judicial Department and the development of a unified five year plan.

The committee commented in its transmittal letter: "While we have not had the time or resources to analyze in detail the financial benefits of our recommendations, we feel that they would be considerable. An underlying theme is the need to provide more centralized focus on the management and operation of the Court System."

The Report also included 35 suggestions contributed by various members of the Judicial Department.

The Chief Justice referred the Final Report to an ad hoc committee of the Supreme Judicial Court for its consideration. The Report served also as input to the Commission to Study the Future of Maine's Courts and the Special Commission on Governmental Restructuring, both of which got underway as this reporting period came to an end.

BUDGET REDUCTION EFFORTS

The Judicial Department began its effort to reduce expenditures in December 1989, when the decline in revenue to the state general fund was initially identified by the State Budget office. By July of 1990, the cost containment program was in full swing with additional initiatives undertaken during the period. Among the actions taken:

General Fund Appropriation

Personal Services

- Three judicial vacancies unfilled.
- Reduction of FY'91 state contribution to Judicial Retirement Fund by \$1 M.
- Overtime limited to emergency need related to judicial proceedings.
- Two positions cut from Administrative Office of the Courts. Downgrade of 1 (of 2) deputy SCA's to lower paid position.
- One Superior Court Official Court Reporter position vacancy frozen.

All Other

- Reduction in General Fund contract temps by 35 (to 0).
- No out-of-state travel at state expense.
- Flat funding of court security contracts.
- Flat funding of all leases.
- Centralization of all purchasing. Items limited to emergency requests for state warehouse items.
- No out-of-state judicial education and severely curtailed in-state judicial education.
- Reduction in postage wherever possible (limiting frequency of mailings, combining payroll checks into one envelope per location, etc.)
- Reduced jury pools. Reduction in juror compensation from \$20 to \$10.
- Curtailment in court mediation activities to stay within assigned budget.
- Revisions in archival requirements to reduce file storage costs.
- Elimination of 1/3rd of Administrative Office of the Courts leased space in Portland, consolidation of computer and security staffs at one location in Augusta with less square footage. Increase in Augusta Administrative Office of the Courts rent at new handicap access and computer requirements offset by subsidy from federal funds.

- Severely curtailed clerk training.
- No Lexis/Westlaw access; judicial publications limited to essential need.

Capital

Elimination of capital budget for FY'91.

Indigent Defense Appropriation

- New fee schedule with reduced flat fee amounts and lower maximums above which review by chief judge/chief justice is required. Fee reduced from \$40 to \$30 maximum for last quarter FY'91.
- Staff to screen for eligibility for court appointed attorney in larger District and Superior Courts and follow up on reimbursement agreements.
- Reduce requirement for appointment of counsel in Class D first offense cases if incarceration is not required or sought by prosecutor.

COMPUTER SERVICES DEPARTMENT ACTIVITIES

Fiscal Year 1991 was a year of major activity in the trial court computerization arena. At the beginning of the year, a new director was promoted from within the department, and a new senior programmer-analyst was hired to replace him. New energy was devoted to stabilizing the Altos 2086 computers in the largest District Court locations, conducting research and testing for the communications network, and documenting and refining numerous programs. Various programs were developed and revised to enhance the Judicial Department's fines collections efforts. Considerable time was spent with the State's Division of Telecommunications to confirm their plans for the statewide communications network on which the Judicial Department computers will be dependent.

Additional accomplishments included the upgrading of physical facilities. The Department relocated to the ground floor of a new

office building in Augusta in order to reduce risks associated with carrying computer hardware up and down stairs at the former location, to provide adequate facilities for the central computer equipment, and to realize cost-savings by consolidating offices with the Court Security Services Department. In conjunction with the new Cumberland County Courthouse construction a new computer, with a larger capacity, was installed and the current programs and files migrated to it. This project was also the first to include the new OIS/TELCO wiring standard for both voice and data.

Most significant, however, was the award of federal grant funds to purchase new equipment to allow for the establishment of linkages from District Court locations to the central Augusta office and to major criminal justice agencies. Funds were awarded from both the State Justice Institute (through the Maine Justice Assistance Council) and the Bureau of Justice Statistics, to be used for the purchase of a central repository, a central court server, and replacement court servers for the largest District Court locations. A detailed Request for Proposals was prepared in February, to which six vendors responded. The balance of FY'91 was spent reviewing and testing these proposals and equipment, with award of the bid to occur in early FY'92.

FISCAL DEPARTMENT ACTIVITIES

1. Witness Fee Payments. Implementation of the automation of witness fee payments began. Federal funds were obtained in the amount of \$15,000 to purchase the computer hardware and programming necessary to begin work on the project. The project will allow witness fees to be recorded at individual district court locations, transmitted to the Administrative Office of the Courts electronically, and in turn electronically submitted to Augusta for payment. This new process broadens the application developed last year to handle all juror payments in the Superior Courts, and reduces data entry workload by nearly a full-time position.

2. Unpaid Fine Collection. More formalized and better organized unpaid fine collection efforts were implemented. These included:

a. Audit in the District Courts of adherence to standardized procedures for the administration of uncollected fines and follow up efforts to ensure compliance.

b. Initiation of a program to ensure warrants for arrest are served by law enforcement officials.

c. Implementation of the automated tax offset program which brought in over \$80,000 of additional unpaid fines through offset of state tax refunds.

d. Implementation of a statewide management reporting system for unpaid fines which includes aging reports and consolidation of fines by social security number.

e. Development of automation capabilities that will allow mass mailings of dunning letters. Expectations are that an additional \$500,000 of collections will be realized from this mailing of approximately 30,000 letters.

3. Fixed asset reconciliation was completed. This was possible because of the recently developed automated fixed asset recordkeeping system. The reconciliation involved about \$3,000,000 of assets in over sixty locations. The Judicial Department is now one of the few agencies of state government whose fixed asset records are in agreement with actual assets.

4. Development of Wide Area Networks for electronic mail was begun. This network will allow electronic mail to expand beyond local office link-ups to cover the entire State of Maine. This will reduce mail and long distance telephone costs with minimal capital investment.

5. Manpower Contracts. Implementation of a consolidated contractual service agreement was begun. Through a competitive bidding process, Manpower was selected to provide all temporary employee services required by the Judicial Department. This will simplify administration by using one company for all temporary services, avoiding employee liability questions, and providing a standardized benefit package for all

workers covered under the program.

6. Fine Payment Processing. A lock box processing service was developed in conjunction with the project to centralize the payment of all waivable fines through one processing unit. Through an RFP process, Key Bank was selected as the provider. This privatization of the processing of fine payments will be paid for with available working deposit balances at no cost to the Judicial Department. This arrangement also results in the processing work of two full-time data entry positions to be provided by Key Bank personnel at no cost to the Judicial Department.

INDIGENT DEFENSE CONTRACT COUNSEL PROJECT

In July of 1990, a Committee of justices and judges was formed to examine an alternative system of appointing counsel to represent indigent defendants in criminal cases. These services are currently provided by appointment of local counsel on a case-by-case basis. The Committee focused its examination of alternative systems on the "contract defense" system that has been implemented successfully in other states. Under the contract defense system, the state solicits bids from private attorneys and/or law firms to provide legal services to indigent criminal defendants through a contractual arrangement with the state.

In late fall of 1990, the Committee identified Somerset County as the location in which a one-year pilot project using the contract defense system would be implemented. The pilot project will be used as a means to evaluate the advantages and disadvantages of providing defense services on a contractual basis. Experience gained from the project will be used to determine whether further contracts will be used in Somerset County courts and whether the contract defense project will be expanded to include other parts of the state.

The Committee solicited bids for the Somerset County contract

through a formal Request for Proposals in early 1991, with the intent of awarding the contract and beginning the project on April 1, 1991. However, due to the uncertainties surrounding the state budget crisis and the availability of funds in the Indigent Defense appropriation, the Committee postponed awarding the contract with the hope that these matters would be resolved and the contract could be awarded at the start of the new fiscal year.

LEGISLATIVE HIGHLIGHTS

Overview: Early in the fall of 1990, the Judicial Department Legislation Committee met to plan the legislative program and priorities for the upcoming session. During the legislative session the Administrative Office of the Courts Department of Research and Analysis staff reviewed all proposed legislation, tracked the status of bills and amendments that were determined to have potential impact on or interest to the Judicial Department, and prepared fiscal and programmatic impact statements. The following listing summarizes the highlights of the legislation ultimately enacted in fiscal year 1991 which were deemed to have impact on or to be of concern to the Judicial Department.

First Regular Session of the 115th Legislature (1991)

Allowance of discretion of trial justices to resume jury deliberations notwithstanding that the jury has returned twice due to the same disagreements [P.L. 1991, Ch. 60].

Provision for the court on motion to waive mediation in domestic cases in which there are no facts at issue and all unresolved issues are questions of law [P.L. 1991, Ch. 75].

Revision of the recording, docketing, and retention requirements for court records affecting the title to or rights in real estate including new requirement that abstracts of judgments affecting real estate be recorded and the original abstract be filed with the original court records [P.L. 1991, Ch. 125].

Allowance of persons other than retired judges and justices to

serve on and chair prelitigation medical malpractice screening panels [P.L. 1991, Ch. 130].

Elimination of requirement that clerks deposit funds in an interest-bearing account, if it is not cost-effective to do so, and provision that clerks may make deposits in a timely manner and must account for all funds to the State Auditor monthly (instead of quarterly) [P.L. 1991, Ch. 132].

Amendment of the law on criminal appeals to allow the prosecution to raise harmful pretrial, as well as trial, errors to and protect its case in the event of remand [P.L. 1991, Ch. 223].

Provision that a probationary period may not be terminated and discharged upon the motion of the probationer unless notice of the motion is given by the probationer to the probation officer [P.L. 1991, Ch. 258].

Authorization of judges to suspend fines in whole or in part, with or without probation, in the court's discretion [P.L. 1991, Ch. 288].

Provision for finality of a divorce judgment, notwithstanding an appeal of issues of alimony, child support, property disposition or attorney's fees, upon motion and a finding that there is no just cause for delay and that neither party's legal or equitable rights will be prejudiced [P.L. 1991, Ch. 289].

Provision that the first OAS offense for a habitual offender shall be a Class D crime unless the offender has been convicted of OUI or operating with an excessive blood-alcohol level within the past 5 years, in which case the OAS offense is a Class C crime [P.L. 1991, Ch. 293].

Provision that a hunter may not shoot at a target without being certain that it is a wild bird or animal and that the target determining process will be assessed using a reasonable and prudent hunter standard; sets forth detailed guidelines

establishing reasonable and prudent hunter conduct [P.L. 1991, Ch. 350].

Doubling of maximum criminal fines which may be imposed on individuals and organizations and allowance of the Commissioner of Corrections to establish and maintain rehabilitation programs inside and outside correctional facilities, within the limits of available resources [P.L. 1991, Ch. 355].

Provision for a one-time stay of license suspension in an OUI proceeding if the petitioner is unable to attend the hearing due to circumstances beyond his or her control [P.L. 1991, Ch. 363].

Creation of a uniform and consistent procedure for the courts and various law enforcement agencies to follow regarding the identification and location of warrants, their prompt execution, and their accurate cancellation and recall [P.L. 1991, Ch. 402].

Repeal of the recently enacted provision of the motor vehicle laws requiring a court to suspend motor vehicle registrations for conviction of operating after license suspension, except that the court shall suspend the registration of anyone convicted of subsequent OUI offenses [P.L. 1991, Ch. 436].

Revision of the law on withdrawal of life-sustaining treatment, in part to add "persistent vegetative state" to terminal condition as a condition under which life-sustaining treatment may be withdrawn when an effective declaration to that effect has been made by the patient [P.L. 1991, Ch. 441].

Clarification that "compulsion" in the context of gross sexual assaults places no duty on the victim to resist the actor [P.L. 1991, Ch. 457].

Creation of the Uniform Summons and Complaint to be used for all criminal and civil offenses, in an effort to eliminate the many citation forms now used; creation of a new Class E crime for refusal to sign a Uniform Summons and Complaint after being ordered to do so by a law enforcement officer [P.L. 1991, Ch. 459].

Requirement of workplace posting, employee notification and, in workplaces with 15 or more employees, training and education for all employees on identifying and correcting sexual harassment in the workplace; also significant increase in the damages awarded for successful actions under the Maine Human Rights Act [P.L. 1991, Ch. 474].

Establishment of a mechanism for an automatic preliminary injunction in divorce cases, judicial separation cases and spousal and child support cases following divorce by a court that lacked personal jurisdiction over the absent spouse. Upon filing of the complaint, and pursuant to court order, the clerk shall issue a legally enforceable injunction enjoining either party from selling or encumbering assets, imposing any restraint on the personal liberty of the other or any children, or removing the other party or the children from a health insurance policy [P.L. 1991, Ch. 482].

Establishment of the Maine Civil Legal Services Fund, naming the SJC or its designee, as administrator of the fund; contributions from state bar members are to be encouraged annually, with funds to be distributed to Pine Tree Legal, Legal Services for the Elderly, and USM Legal Aid [P.L. 1991, Ch. 503].

Provision that the notice of claim to be filed with the Superior Court in a professional negligence action must be filed within 20 days after serving the accused; all documents filed with the court during the prelitigation screening process shall be confidential; extensions of time may be allowed by the panel chair upon a showing of good cause even if the extension would result in the hearing being held more than one year from the date the notice of claim was filed; sets a filing fee of \$200 per notice filed to be paid the clerk at the time of filing notice of claim [P.L. 1991, Ch. 505].

Revision of the criteria that must be used by the SJC when acting as the Sentence Review Panel in reviewing a criminal sentence, and requirement that the SJC remand the case to the court that imposed the sentence in cases in which it determines that relief should be granted [P.L. 1991, Ch. 525].

Establishment of a violations bureau within the District Court for handling traffic infractions, and of the Violation Summons and Complaint for traffic infractions; provision for automatic license suspension by the clerk for failure to appear, answer or pay a fine [P.L. 1991, Ch. 549].

Extension of the statute of limitations for sexual acts towards minors to 12 years from the time the cause of action accrues or to 6 years from the time the victim discovers or reasonably should have discovered the harm; applies to all acts occurring after the effective date of the act and all actions for which the claim has not yet been barred by the previous statute of limitations [P.L. 1991, Ch. 551].

Provision that police officers may make a warrantless arrest upon probable cause to believe that the person is committing criminal threatening or terrorizing, whether or not the victims are family or household members; classification of harassment as a Class C (rather than Class E) crime if the defendant has 2 or more harassment convictions in Maine and the victim is the same or a member of the same immediate family as the other victim [P.L. 1991, Ch. 566].

Reclassification of the crime of gross sexual assault from Class C to Class B when the victim is unconscious or otherwise incapable of resisting and has not consented to the act [P.L. 1991, Ch. 569].

Elimination of the statute of limitations for the prosecution of incest, rape, or gross sexual assault if the victim was under the age of 16 when the crime occurred. This act applies to crimes committed on or after 10/9/91 and to cases for which the prosecution has not yet been barred by limitations previously in force [P.L. 1991, Ch. 585].

Requirement that the Commissioner of Public Safety be responsible for the creation of forms for the Uniform Traffic Ticket and Complaint and for all UTT and Complaints issued to law enforcement agencies or others [P.L. 1991, Ch. 593].

In addition, numerous pieces of legislation were enacted which created new civil or criminal violations. While each law affects the Judicial Department in only a limited way, the laws in aggregate significantly impact court workload. (All are P.L. 1991).

JUDICIAL EDUCATION

Due to budget constraints, it was not possible to hold a judicial conference during FY'91. Out of state travel was eliminated as well, and judges were not able to participate in courses offered at the National Judicial College or in national meetings and conferences as in previous years. There was some limited judicial participation in the Winter meeting of the Maine Bar Association.

COUNTY LAW LIBRARIES

Legislation enacted in 1981 (4 M.R.S.A., sec. 191 et seq.) regionalized the 18 law libraries located in Maine's county courthouses and created the State Court Library Committee with seven members appointed by the chief justice of the Supreme Judicial Court. The libraries are assigned to one of four tiers (based on collection size and potential use), and the state court library supervisor is charged with the general supervision of their professional functions.

Visits to each library included collection appraisals; meetings with local library committees on a variety of concerns; and working with those clerks of court and judicial secretaries responsible for the day to day operation of the libraries.

The conversion of briefs submitted to the Supreme Judicial Court to microfiche is an on-going project which has been extended to records as well. Fiche copies of the briefs are distributed to Cleaves Law Library (Portland), Penobscot County Law Library (Bangor), the Donald L. Garbracht Law Library at the University of Maine School of Law and the Maine State Law and Legislative Library (Augusta). Masters are on file at the Administrative Office of the Courts.

DOMESTIC ABUSE AND MEDIATION PROJECT

In the spring of 1989, the Maine Court Mediation Service asked for and received from the State Justice Institute a two-year grant to study the use of mediation in the protective order process. The purpose of the study project as outlined in the grant application was to examine "whether, under what circumstances, and in what manner" mediation might be used safely, appropriately and effectively for permanent orders of protection from abuse.

To answer the difficult questions associated with such an inquiry, the Project assembled a team of sixteen members: judges, attorneys, mediators, court administrators, domestic abuse prevention workers, victim advocates, a social scientist, and eventually, a researcher in direct service with men who batter.

Through a series of meetings in plenary sessions and in small groups, and through the sharing of articles, resources, and internal papers, the Project members struggled with the question of whether mediation is a safe and appropriate process for people who have experienced abuse and who are seeking court protection.

Project members also examined the issue of mediation in other domestic matters where violence is a factor, e.g., divorce actions, motions to amend existing orders, and petitions from unmarried parents. They discussed the various specialized mediation skills and training needed in order to mediate cases involving domestic violence and to assure both the safety of the abused partner and the balance of power at the mediation table.

The Project's final report is due to be released in late fall of 1991.

FAMILY COURT PROJECT

In April, 1990, the Legislature enacted Public Law 1990, Chapter 891, authorizing the creation of a Commission to Study the Future of Maine's Courts. That statute also directed the courts to establish a pilot project to handle family law cases. The purpose of the pilot project is to formalize the Administrative Court's involvement in handling family law cases in the District and Superior Courts, and to report to the Commission to Study the Future of Maine's Courts on the feasibility of establishing a family court.

It should be noted that in authorizing the Family Court Pilot Project, the Legislature did not provide any specific directives on design or implementation, and also did not appropriate funds, support staff or equipment. Despite these obstacles, an extensive period of review and research was conducted involving judges, court personnel, and a special committee of the Family Law Section of the Maine Bar Association. As a result of these efforts, the pilot project was implemented beginning on June 10, 1991.

All cases filed in the Cumberland County Superior Court and Ninth District Court involving divorce, post-divorce motions, protection from abuse, and child protective proceedings were made a part of the project. A small core of judges from the Administrative, District and Superior Courts was authorized by administrative order to hear family law cases, regardless of which court receives the initial filing. Uniform, streamlined, and innovative procedures and forms for the handling of family law cases have been adopted. These include case management and pretrial conferences, and a weekly motion day for which attorneys must schedule their own interim order hearings. Trial lists for final divorces and post-divorce motions have also been revised, and efforts are being made to consolidate cases involving the same parties with related issues.

The initial response of the Bar and the public has been very favorable. Individual judges and court personnel have received

regular and frequent positive comments concerning the new process. More formal evaluations of the project will be conducted over the coming year, and a final report on the pilot project will ultimately be submitted to the Commission to Study the Future of Maine's Courts for its review and evaluation.

COMMISSION TO STUDY THE FUTURE OF MAINE'S COURTS

The 114th Legislature created the Commission to Study the Future of Maine's Courts (P.L. 1991, c. 891) and established its membership in the enabling legislation. The Commission is chaired by a retired judge, jointly appointed by the Governor, the Chief Justice, the President of the Senate, and the Speaker of the House. The 28-member Commission also includes five judges appointed by the Chief Justice, legislators, court personnel, attorneys, and public members. The Commission is charged with making recommendations for a system of justice that will meet the needs of the citizens of Maine in the 21st Century. In addition, the Commission is asked to address eight specific areas of immediate concern to the Legislature.

The Commission was directed to hold its first meeting by November 15, 1990, but was prohibited from convening unless it had sufficient funds to carry out its mission. The Chair of the Commission was authorized to seek funding for the work of the Commission, but no expenditures were to be made that affect the General Fund. The Commission was successful in obtaining funding from the State Justice Institute, the Libra Foundation, and the National Institute of Dispute Resolution and was able to begin operations on April 1, 1991. The Commission is to report to the Joint Standing Committee on Judiciary and the Executive Director of the Legislative Council by February 28, 1993.

The Commission held an organizational meeting on April 26, 1991. Four task forces were established to carry out the work of the Commission: (1) Court Structure, (2) Productivity and Utilization of Resources, (3) Alternate Dispute Resolution, and (4) Access to and Quality of Justice. The initial phase of research

and information gathering was begun in June.

COMMITTEE ON JUDICIAL RESPONSIBILITY AND DISABILITY

The Committee on Judicial Responsibility and Disability was created by the Supreme Judicial Court by court order dated June 26, 1978, effective July 5, 1978. The Committee is empowered to receive and investigate complaints of judicial misconduct and disability. Judicial misconduct is defined by the Maine Code of Judicial Conduct, which was promulgated by the Supreme Judicial Court. By order of the Court, the Code of Judicial Conduct is binding on all state judges, except that it applies to judges of probate only as specifically provided in the Court's order promulgating the Code.

The Committee on Judicial Responsibility and Disability consists of seven members appointed by the Supreme Judicial Court. Two members are either active or active retired justices of the Superior Court, active or active retired judges of the District Court, or active judges of probate. Two members are attorneys at law admitted to practice in the State of Maine, and three members are representatives of the general public of the State of Maine. The public and attorney members are appointed by the Supreme Judicial Court upon the recommendation of the Governor. Four alternate members are also appointed to serve with respect to any matter from which a regular member is excused or otherwise unavailable.

Proceedings before the Committee are typically begun upon receipt of a complaint concerning the conduct of a judge. If the Committee members decide that the facts involved in the complaint appear to come within its authority, a copy of the complaint is submitted to the judge for his/her response, and an investigation is conducted appropriate to the circumstances. Based upon its investigation and the judge's response, the Committee determines whether the complaint should be dismissed or if an evidentiary hearing is necessary. The Committee itself cannot impose disciplinary sanctions. Its

findings and conclusions, together with recommendations, are reported to the Supreme Judicial Court. Thereafter, the matter is in the hands of the Court. The Committee may also seek informal correction of any judicial conduct or practice that may create an appearance of judicial misconduct.

Upon written request of the Governor or the Legislature's Joint Standing Committee on the Judiciary, in connection with consideration of the appointment of a person who is or has been a judge, the Committee is directed to provide information on any complaints made against that person and the Committee's disposition thereof. The Committee annually provides a summary of each year's activities to the Supreme Judicial Court.

Complaints may be lodged by writing: Committee on Judicial Responsibility and Disability, P.O. Box 8058, Portland, Maine 04104-8058. A booklet containing the Committee's rules and court orders is available upon request.

Table CJR-1

Disposition of Complaints before the Committee on Judicial Responsibility and Disability.

	<u>CY'85</u>	<u>CY'86</u>	<u>CY'87</u>	<u>CY'88</u>	<u>CY'89</u>	<u>CY'90</u>
New Complaints	50	39	27	41	37	55
Dispositive Action Taken	45	46	28	40	31	58
Dismissed Without Referral	31	35	18	32	25	49
Dismissed After Referral	9	9	9	7	5	9
Referred to the SJC	5	2	1	1	1	0
Pending at End of the Year	14	7	6	7	13	10
Complaints Received as Defined by AJS-CJCO (a)	NA	NA	47	56	65	78

(a) AJS-CJCO = American Judicature Society - Center for Judicial Conduct Organizations

MAINE JUDICIAL COUNCIL

As set forth in 4 M.R.S.A. § 451, the purpose of the Judicial Council is to "make a continuous study of the organization, rules, and methods of procedures and practices of the judicial system of the State, the work accomplished, and the results produced by that system and its various parts."

The Council consists of the following members: the chief justice of the Supreme Judicial Court (chair, ex officio), the attorney general, the chief justice of the Superior Court, the chief judge of the District Court, the dean of the University of Maine Law School, an active or retired justice of the Supreme Judicial Court, one justice of the Superior Court, one judge of the District Court, one judge of a Probate Court, one clerk of courts, two lawyers, six laypersons, and the co-chairs of the Legislative Judiciary Committee. The executive secretary, a part-time contract employee, provides all executive services to the Council.

The full council met on three occasions during 1990.

During the fiscal year of 1990-91, the Council was involved in the work of the legislatively-created Commission to Study the Future of Maine's Courts.

Members of the Council participated in an Advisory Committee on Waiver Fines, which advised the Chief Judge of the District Court in setting fine schedules.

Members of the Maine Judicial Council

Chief Justice Vincent L. McKusick, Chair
Associate Justice Robert W. Clifford, SJC
Chief Justice Thomas E. Delahanty, II, Superior Court
Superior Court Justice Herbert T. Silsby, II
Chief Judge Susan W. Calkins, District Court
District Court Judge Peter J. Goranites
Probate Judge Richard C. Poland
Madeleine R. Freeman

Maurice Harvey
Perry M. Hudson
Eugene Mawhinney
Deborah Hjort
Cecilia B. Rhoda
C.R. deRochemont
Peter J. Rubin
Attorney General Michael E. Carpenter
Donald Zillman
Barry Zimmerman
Sen. N. Paul Gauvreau
Rep. Patrick E. Paradis

Executive Secretary

Murrough H. O'Brien, Esq.

COURT SECURITY SERVICES

The efforts of Court Security Services to provide adequate security and safety at all levels of judicial proceedings were challenged this past year by the impact of greater demand in times of substantially reduced resources. Overall, 195 new cases were opened by Court Security Services during FY'91.

The figures offered in Table CS-1 have been expanded this year to report two new categories. Classified as "Arrests at Courthouses" are those events in which the Court Security Officer or others had to arrest and/or physically eject an individual from a courtroom for unacceptable conduct. The category "Criminal Inquiry" refers to cases of theft, vandalism and burglary which were reported as having taken place at court premises.

The Judicial Department continued to explore cost-effective means of providing competent court security services at all of its locations. The development of court security contracts has expanded the opportunity to identify and select service providers. In most counties, the sheriffs' department has been designated as the primary contractor for local court security services. Additional support for special cases, investigations,

etc., is provided by the Department. The contract method allows the Department to define and monitor position descriptions, staffing levels, salary costs and benefits, resulting in the ability to provide better service and to provide stability of these costs to the State.

Since Court Security Services had already reduced its contractual costs to a minimum at most locations, further reductions have been particularly difficult to manage. The legitimate increase in demands for service, often precipitated by circumstances not directly under the control of the department has created numerous problems. Additional needs such as training court security officers, routine pre-employment record checks, and special details present further challenges to the management of the department.

A small amount of federal grant money is being used to complete a special drug evidence custody and control project statewide.

The number and type of court security incidents reported from 1987-FY'91 are detailed in the following column in Table CS-1.

COURT SECURITY INCIDENTS

Table CS-1

	<u>*1987</u>	<u>1988</u>	<u>FY'89</u>	<u>FY'90</u>	<u>FY'91</u>
<u>Superior Court</u>					
• Special Threats	11	3	3	9	6
• General Threats	14	26	44	45	60
• Bomb Threats	1	1	2	1	2
• High Risk Trials/Hearings	7	17	17	14	20
• Escapes	-	-	-	1	-
• Arrests at Courthouse**	-	-	-	-	4
• Criminal Inquiry**	-	-	-	-	<u>2</u>
Sub Total	<u>33</u>	<u>47</u>	<u>66</u>	<u>70</u>	<u>94</u>
<u>District Court</u>					
• Special Threats	9	7	17	13	22
• General Threats	9	19	36	50	47
• Bomb Threats	0	0	2	3	3
• High Risk Trials/Hearings	6	2	4	2	5
• Escapes	-	-	-	3	2
• Arrests at Courthouse**	-	-	-	-	12
• Criminal Inquiry**	-	-	-	-	<u>10</u>
Sub Total	<u>24</u>	<u>28</u>	<u>59</u>	<u>71</u>	<u>101</u>
<u>Total</u>					
• Special Threats	20	10	20	22	28
• General Threats	23	45	80	95	107
• Bomb Threats	1	1	4	4	5
• High Risk Trials/Hearings	13	19	21	16	25
• Escapes	-	-	-	4	2
• Arrests at Courthouse**	-	-	-	-	16
• Criminal Inquiry**	-	-	-	-	<u>12</u>
Grand Total	<u>57</u>	<u>75</u>	<u>125</u>	<u>141</u>	<u>195</u>

*1987 represents the first full year of comprehensive data collection.

**New categories of security incidents, first reported in FY'91.

ELECTRONIC RECORDING DIVISION: Court proceedings are electronically recorded in accordance with the provisions of the Maine Rules of Civil and Criminal Procedure. The following tables reflect the activities of the Electronic Recording Division in both the District and Superior Courts.

TABLE ER-1

RECORDING TIME BY COURT LOCATION:

	1986		1987		1988		FY'89		FY'90		FY'91	
	NO. OF TAPES	TOTAL HOURS	NO. OF TAPES	TOTAL HOURS	NO. OF TAPES	TOTAL HOURS	NO. OF TAPES	TOTAL HOURS	NO. OF TAPES	TOTAL HOURS	NO. OF TAPES	TOTAL HOURS
<u>DISTRICT COURTS</u>												
Augusta	251	753	319	957	249	747	265	795	303	909	322	966
Bangor	278	834	304	912	372	1,116	401	1,203	407	1,221	374	1,122
Bar Harbor	31	93	31	93	53	159	68	204	55	165	54	162
Bath/Brunswick	137	411	168	504	210	630	209	627	254	762	231	693
Belfast	70	210	105	315	129	387	127	381	113	339	118	354
Biddeford	134	402	155	465	192	576	218	654	223	669	265	795
Bridgton	21	63	40	120	41	123	48	144	71	213	92	276
Calais	56	168	70	210	68	204	72	216	70	210	62	186
Caribou	65	195	64	192	64	192	62	186	80	240	76	228
Dover-Foxcroft	68	204	76	228	81	243	80	240	86	258	73	219
Ellsworth	140	420	158	474	135	405	171	513	173	519	164	492
Farmington	118	354	123	369	157	471	141	423	133	399	91	273
Fort Kent	22	66	16	48	9	27	9	27	22	66	17	51
Houlton	44	132	41	123	61	183	79	237	75	225	82	246
Lewiston	291	873	299	897	314	942	373	1,119	454	1,362	504	1,512
Lincoln	42	126	35	105	37	111	53	159	68	204	62	186
Livermore Falls	26	78	25	75	45	135	34	102	38	114	30	90
Machias	61	183	68	204	70	210	83	249	93	279	90	270
Madawaska	21	63	34	102	21	63	28	84	34	102	44	132
Millinocket	36	108	33	99	58	174	70	210	57	171	71	213
Newport	38	114	45	135	65	195	75	225	69	207	85	255
Portland	443	1,329	441	1,323	375	1,125	426	1,278	512	1,536	607	1,821
Presque Isle	58	174	56	168	58	174	78	234	83	249	88	264
Rockland	128	384	107	321	124	372	122	366	141	423	131	393
Rumford	48	144	65	195	81	243	65	195	74	222	59	177
Skowhegan	220	660	207	621	226	678	254	762	233	699	168	504
South Paris	34	102	38	114	69	207	55	165	82	246	59	177
Springvale	71	213	70	210	98	294	109	327	135	405	119	357
Van Buren	5	15	3	9	2	6	2	6	5	15	6	18
Waterville	132	396	130	390	156	468	166	498	181	543	216	648
Wiscasset	110	330	122	366	103	309	88	264	101	303	87	261
York	72	216	88	264	96	288	85	255	104	312	119	357
Augusta Men.Hlth.Inst.	94	282	23	69	77	231	75	225	70	210	67	201
Bangor Men.Hlth.Inst.	19	57	83	249	17	51	18	54	16	48	17	51
Pineland Center	25	75	24	72	27	81	24	72	34	102	30	90
<u>SUPERIOR COURTS</u>												
Cumberland County											84	252
York County											16	48
<u>STATE TOTAL</u>	3,409	10,227	3,666	10,998	3,940	11,820	4,233	12,699	4,649	13,947	4,780	14,340

**ELECTRONIC RECORDING DIVISION
NUMBER OF TRANSCRIPTIONS:**

TABLE ER-2

	1986	1987	1988	FY'89	FY'90	FY'91
TRANSCRIPTS PREPARED						
Appeal to Superior Court	188	206	181	203	252	198
Appeal to Law Court	16	18	28	27	19	30
Boundover Cases	12	28	17	29	32	18
Reference	172	175	230	264	303	249
TOTAL***	(a) 388	(a) 427	(a) 456	523	606	495
Civil	39	41	68	87	105	101
Civil Motion	12	2	1	2	1	3
Custody - Dept. of Human Services	44	56	48	51	54	49
Mental Health	3	0	4	5	1	0
Mental Retardation	0	0	0	0	0	0
Divorce	30	45	59	65	88	71
Divorce Motion	26	41	30	29	28	29
Small Claim	12	12	11	14	30	18
Money Judgment	5	4	1	5	4	7
Civil Sub Total	171	201	222	258	311	278
Civil Violation	5	2	11	0	4	3
Traffic Infraction	12	13	6	14	15	10
Civil Viol./Traff. Infr. Sub Total	17	15	17	14	19	13
Criminal A-B-C	21	32	16	35	37	18
Criminal D-E	166	161	180	194	210	173
Juvenile A-B-C	10	7	11	15	22	6
Juvenile D-E	4	4	10	7	7	7
Criminal Sub Total**	201	204	217	251	276	204
TOTAL***	389	420	456	(b) 523	(b) 606	(b) 495

** 1987: Of the 204 criminal transcriptions, 25 were for motions to suppress, 1 was for sentencing, 12 were for arraignments and 1 was for bail.

** 1988: Of 217 criminal transcriptions, 24 were for motions to suppress, 3 were for sentencing, 13 were for arraignments and 1 was for bail.

*** Discrepancies in totals result from combining docket numbers, either in request for hearing or when transcription is made.

- (a) 1986: Of these 388 orders, 54 were of priority nature, and 73 were prepared at state expense.
- 1987: Of these 427 orders, 97 were of priority nature, and 87 were prepared at state expense.
- 1988: Of these 456 orders, 97 were of priority nature, and 105 were prepared at state expense.

- (b) FY'89: 43,228 pages of transcript typed.
- FY'90: 51,269 pages of transcript typed.
- FY'91: 46,637 pages of transcript typed.

COMMITTEES OF THE JUDICIAL DEPARTMENT

Committee Listing

There are numerous functional committees within the Judicial Department. The purpose of these committees, which include judges, lawyers, and private citizens, is to assist the Supreme Judicial Court, as well as the chief justice of the Supreme Judicial Court, the Superior Court chief justice, and the District Court chief judge in carrying out their respective responsibilities.

The committee listing below is organized by appointing authority, with the exception of the Board of Bar Examiners whose members are appointed by the Governor upon recommendation by the Supreme Judicial Court. The following pages list all committee members as of June 30, 1991.

SUPREME JUDICIAL COURT

Board of Examiners for the Examination of Applicants for Admission to the Bar
Board of Overseers of the Bar
Civil Rules Committee
Committee on Judicial Responsibility and Disability
Committee on the Code of Judicial Conduct
Committee on Professional Responsibility
Criminal Rules Committee
Evidence Rules Committee
Judicial Records Committee
Probate Rules Committee

CHIEF JUSTICE

Committee on Continuing Judicial Education
Committee on Indigent Defense Contract Project
Committee on Child Support Guidelines
Court Mediation Committee
Judicial Department Legislation Committee
State Court Library Committee

SUPERIOR COURT CHIEF JUSTICE

Superior Court Civil Forms Committee
Superior Court Criminal Forms Committee

DISTRICT COURT CHIEF JUDGE

District Court Civil Forms Committee
District Court Criminal Forms Committee

Committee Membership

APPOINTING AUTHORITY: SUPREME JUDICIAL COURT

**BOARD OF EXAMINERS FOR THE
EXAMINATION OF APPLICANTS
FOR ADMISSION TO THE BAR:**

Constance P. O'Neil, Esq., chair
Rita Blacherby
Kenneth R. Clegg, Esq.
Laurie A. Gibson, Esq.
Shirley K. Jaster
William J. Kayatta, Esq.
Paul F. Macri, Esq.
Clare Hudson Payne, Esq.
Arthur E. Strout, Esq.
Judicial Liaison:
Assoc. Justice Caroline D. Glassman

BOARD OF OVERSEERS OF THE BAR:

Peter B. Webster, chair
Barbara E. Chesley, vice-chair
Diane S. Cutler
Roger S. Elliott, Esq.
Richard C. Engels
Susan R. Kominsky, Esq.
Richard A. McKittrick, Esq.
Mark V. Schnur
Curtis Webber
Judicial Liaison:
Assoc. Justice David G. Roberts

APPOINTING AUTHORITY: SUPREME JUDICIAL COURT - continued

CIVIL RULES COMMITTEE:

Charles A. Harvey, Jr., Esq., chair
Peter B. Bickerman, Esq.
Rufus E. Brown, Esq.
Kevin M. Cuddy, Esq.
Peter W. Culley, Esq.
Elliott L. Epstein, Esq.
Robert F. Hanson
S. Peter Mills, III, Esq.
Dana E. Prescott, Esq.
Nathaniel M. Rosenblatt, Esq.
Jack H. Simmons, Esq.
Arlyn H. Weeks, Esq.
Assistant Attorney General H. Cabanne Howard, member ex officio,
by designation of the Attorney General

Consultants:

Dean L. Kinvin Wroth
Prof. Michael Mullane
Prof. Melvyn Zarr

Judicial Liaison:

Assoc. Justice Robert W. Clifford

Trial Court Liaison:

Justice Donald G. Alexander
Justice Carl O. Bradford, Alternate
Judge Robert E. Crowley

**COMMITTEE ON JUDICIAL
RESPONSIBILITY AND DISABILITY:**

Helen Sloane Dudman, chair
Justice Donald G. Alexander
Judge Robert W. Donovan
James S. Erwin, Sr., Esq.
Madeleine R. Freeman
Milton Lindholm
William B. Talbot, Esq.

Alternate Members:

Justice Eugene W. Beaulieu
Judge Courtland D. Perry
John R. DiMatteo
Robert B. Williamson, Jr., Esq.

Judicial Liaison:

Assoc. Justice Daniel E. Wathen

Executive Secretary

Prof. Merle W. Loper

APPOINTING AUTHORITY: SUPREME JUDICIAL COURT - continued

**COMMITTEE ON THE CODE
OF JUDICIAL CONDUCT:**

Colin C. Hampton, chair
Superior Court Chief Justice Thomas E. Delahanty, II
District Court Chief Judge Susan W. Calkins
Probate Court Judge Allan Woodcock, Jr.
Pamela B. Anderson, Esq.
John W. Ballou, Esq.
Louise P. James
Margaret J. Tibbetts
Assistant Attorney General Thomas D. Warren, member ex officio
by designation of the Attorney General

Consultant:

Dean L. Kinvin Wroth

Judicial Liaison:

Assoc. Justice David G. Roberts

**COMMITTEE ON PROFESSIONAL
RESPONSIBILITY:**

Edwin A. Heisler, Esq., chair
Arthur W. Adelberg
Anne L. Bonney
Prof. Stephen Cerf
Katherine Greenleaf, Esq.
Nancy N. Masterton
Janet T. Mills, Esq.
Gerald E. Rudman
Jeffrey A. Thaler, Esq.
Louise K. Thomas, Esq.
Assistant Attorney General H. Cabanne Howard, member ex officio,
by designation of the Attorney General

Consultant:

Dean L. Kinvin Wroth

Gordon H.S. Scott, Esq.

Judicial Liaison:

Assoc. Justice Caroline D. Glassman

APPOINTING AUTHORITY: SUPREME JUDICIAL COURT - continued

CRIMINAL RULES COMMITTEE:

Sandra Hylander Collier, Esq., chair
Mark E. Dunlap, Esq.
Kristin A. Gustafson, Esq.
Martha J. Harris, Esq.
Theodore K. Hoch, Esq.
Stephen J. Schwartz, Esq.
Mary C. Tousignant, Esq.
Philip C. Worden, Esq.
Assistant Attorney General Charles K. Leadbetter, member ex officio,
by designation of the Attorney General

Consultants:

Prof. Melvyn Zarr
Prof. David P. Cluchey

Judicial Liaison:

Assoc. Justice Morton A. Brody

Trial Court Liaison:

Justice William S. Brodrick
Justice G. Arthur Brennan, Alternate
Judge John C. Sheldon

EVIDENCE RULES COMMITTEE:

George S. Isaacson, Esq., chair
Paul W. Chaiken, Esq.
Martica Douglas, Esq.
Carl R. Griffin III, Esq.
Joel C. Martin, Esq.
Steven D. Silin, Esq.
Alton C. Stevens, Esq.
Assistant Attorney General Thomas D. Warren, member ex officio,
by designation of the Attorney General

Consultant:

Peter L. Murray, Esq.

Judicial Liaison:

Assoc. Justice Robert W. Clifford

Trial Court Liaison:

Justice Roland A. Cole
Judge Andrew M. Mead

APPOINTING AUTHORITY: SUPREME JUDICIAL COURT - continued

JUDICIAL RECORDS COMMITTEE:

Judge Jessie B. Gunther, chair
Phyllis Gardiner, Esq.
Gordon F. Grimes, Esq.
Hope Hilton, Esq.
Lyman L. Holmes, Esq.
Joseph M. O'Donnell, Esq.
Dean L. Kinvin Wroth
Judicial Liaison:
Assoc. Justice David G. Roberts

PROBATE RULES COMMITTEE:

Probate Judge Richard M. Morton, chair
Milda A. Castner, Esq.
Jill A. Checkoway, Esq.
Neal C. Corson, Esq.
John L. Knight, Esq.
James E. Mitchell, Esq.
Probate Judge James E. Patterson
Probate Register Cecilia B. Rhoda
James H. Young, II, Esq.
Consultants:
Dean L. Kinvin Wroth
Prof. Merle W. Loper
Judicial Liaison
Assoc. Justice Caroline D. Glassman

APPOINTING AUTHORITY: CHIEF JUSTICE

**COMMITTEE ON CONTINUING
JUDICIAL EDUCATION:**

Associate Justice David G. Roberts, chair
Justice Kermit V. Lipez
Judge Peter J. Goranites

**COMMITTEE ON INDIGENT DEFENSE
CONTRACT PROJECT:**

Assoc. Justice Morton A. Brody, chair
Justice G. Arthur Brennan
Justice Bruce W. Chandler
Judge Alexander A. MacNichol
Judge S. Kirk Studstrup

APPOINTING AUTHORITY: CHIEF JUSTICE - continued

COMMITTEE ON CHILD SUPPORT
GUIDELINES:

Judge Robert E. Crowley, chair
Judge Ellen A. Gorman
Judge Michael N. Westcott

COURT MEDIATION COMMITTEE:

Assoc. Justice Caroline D. Glassman, chair
Justice Kermit V. Lipez
District Court Chief Judge Susan W. Calkins
Judge Peter J. Goranites
Administrative Court Judge Roland Beaudoin
Court Mediation Director Paul G. Charbonneau
State Court Administrator Dana R. Baggett

JUDICIAL DEPARTMENT LEGISLATION
COMMITTEE

Assoc. Justice Robert W. Clifford, chair
Chief Justice Vincent L. McKusick
Assoc. Justice Samuel W. Collins, Jr.
Active Retired Justice Elmer H. Violette
Superior Court Chief Justice Thomas E. Delahanty, II
Justice Eugene W. Beaulieu
Justice Bruce W. Chandler
Justice Stephen L. Perkins
District Court Chief Judge Susan W. Calkins
Deputy Chief Judge S. Kirk Studstrup
Judge Andre G. Janelle
Judge Clifford O'Rourke
State Court Administrator Dana R. Baggett
Public Information Officer Edward C. Kelleher

STATE COURT LIBRARY COMMITTEE:

Active Retired Justice Sidney W. Wernick, chair
Justice Bruce W. Chandler
Robert M. Filgate
Merton G. Henry, Esq.
Norman Minsky, Esq.
Douglas M. Myers, Esq.
Stephen J. Podgajni
Members ex officio:
State Law Librarian Lynn E. Randall
State Court Administrator Dana R. Baggett
Judicial Liaison:
Assoc. Justice Samuel W. Collins, Jr.

APPOINTING AUTHORITY: SUPERIOR COURT CHIEF JUSTICE

**SUPERIOR COURT CIVIL FORMS
COMMITTEE:**

Justice Paul A. Fritzsche, chair
Lynda C. Haskell
Jeffrey D. Henthorn
Lucille J. Lepitre
Robert V. Miller
Joyce M. Page

**SUPERIOR COURT CRIMINAL FORMS
COMMITTEE:**

Justice Stephen L. Perkins, chair
Susan E. (Simmons) Guillette
Lynda C. Haskell
Jeffrey D. Henthorn
Rosemary K. Merchant
Robert V. Miller

APPOINTING AUTHORITY: DISTRICT COURT CHIEF JUDGE

**DISTRICT COURT CIVIL FORMS
COMMITTEE:**

Judge Jessie B. Gunther, chair
Judge Ronald A. Daigle
Sandra Carroll
Terry L. Curtis
Norman R. Ness
Robert F. Poulin

**DISTRICT COURT CRIMINAL FORMS
COMMITTEE:**

Judge David B. Griffiths, chair
Judge Douglas A. Clapp
Thelma A. Holmes
Norman R. Ness
Judith L. (Case) Pellerin
Robert F. Poulin

JUDICIAL ROSTER
(July 1, 1990 through June 30, 1991)

SUPREME JUDICIAL COURT

Justices - (In seniority order)

Hon. Vincent L. McKusick, Chief Justice

Hon. David G. Roberts
Hon. Daniel E. Wathen
Hon. Caroline D. Glassman
Hon. Robert W. Clifford
Hon. Samuel W. Collins, Jr.
Hon. Morton A. Brody

Active Retired Justices

Hon. James P. Archibald
Hon. Sidney W. Wernick
Hon. Elmer H. Violette

SUPERIOR COURT

Justices - (In seniority order)

Hon. Thomas E. Delahanty, II, Chief Justice

Hon. Stephen L. Perkins
Hon. Herbert T. Silsby, II
Hon. Donald G. Alexander
Hon. Carl O. Bradford
Hon. William S. Brodrick
Hon. Paul T. Pierson
Hon. G. Arthur Brennan
Hon. Bruce W. Chandler
Hon. Eugene W. Beaulieu
Hon. Kermit V. Lipez
Hon. Jack O. Smith
Hon. Paul A. Fritzsche
Hon. Roland A. Cole
Hon. Margaret J. Kravchuk

Active Retired Justices

Hon. Ian MacInnes
Hon. Robert L. Browne
Hon. William E. McKinley

JUDICIAL ROSTER
(July 1, 1990 through June 30, 1991)

DISTRICT COURT

- Hon. Alan C. Pease, Chief Judge (retired 10/31/90)
- Hon. Susan W. Calkins, Deputy Chief Judge
- Hon. Susan W. Calkins, Chief Judge (appointed 11/1/90)
- Hon. S. Kirk Studstrup, Deputy Chief Judge (appointed 11/1/90)

Resident Judges

DISTRICT 1: (Caribou, Fort Kent, Madawaska, Van Buren)

- Hon. Ronald A. Daigle

DISTRICT 2: (Houlton, Presque Isle)

- Hon. David B. Griffiths

DISTRICT 3: (Bangor, Newport)

- Hon. David M. Cox (retired 3/30/91)
- Hon. Andrew M. Mead

DISTRICT 4: (Calais, Machias)

- Hon. Douglas A. Clapp (moved to Farmington 3/21/91)

DISTRICT 5: (Bar Harbor, Belfast, Ellsworth)

- Hon. Bernard C. Staples

DISTRICT 6: (Bath, Brunswick, Rockland, Wiscasset)

- Hon. Clifford O'Rourke (retired 1/31/91)
- Hon. Alan C. Pease (retired 10/31/90)
- Hon. Joseph E. Field (appointed 11/1/90)
- Hon. Michael N. Westcott (appointed 4/17/91)

DISTRICT 7: (Augusta, Waterville)

- Hon. Courtland D. Perry, II

DISTRICT 8: (Lewiston)

- Hon. John B. Beliveau

DISTRICT 9: (Bridgton, Portland)

- Hon. Alexander A. MacNichol
- Hon. Peter J. Goranites

DISTRICT 10: (Biddeford, Springvale, York)

- Hon. Andre G. Janelle

DISTRICT 11 (Livermore Falls, Rumford, South Paris)

- Hon. John C. Sheldon

DISTRICT 12: (Farmington, Skowhegan)

- Hon. John W. Benoit, Jr. (left service 9/23/90)
(term ended - not reappointed)
- Hon. Douglas A. Clapp (moved from Calais/Machias 3/21/91)

DISTRICT 13: (Dover-Foxcroft, Lincoln, Millinocket)

- Hon. Susan W. Calkins
- Hon. Jesse Gunther (appointed 10/26/90)

Judges-At-Large

- Hon. Jane S. Bradley
- Hon. Robert E. Crowley
- Hon. Edward F. Gaulin
- Hon. Ellen A. Gorman
- Hon. Ronald D. Russell
- Hon. Leigh I. Saufley
- Hon. S. Kirk Studstrup (appointed Dep. Chief Judge 11/1/90)
- Hon. Michael N. Westcott (appointed resident judge 4/17/91))

Active-Retired Judges

- Hon. John L. Batherson
- Hon. F. Davis Clark
- Hon. Bernard M. Devine
- Hon. Robert W. Donovan
- Hon. Paul A. MacDonald
- Hon. Edward W. Rogers
- Hon. L. Damon Scales
- Hon. Clifford O'Rourke (appointed 3/29/91)
- Hon. Alan C. Pease (appointed 11/1/90)

ADMINISTRATIVE COURT

- Hon. Dana A. Cleaves, Chief Judge
- Hon. Roland Beaudoin

CLERK ROSTER
(July 1, 1990 through June 30, 1991)

SUPREME JUDICIAL COURT

Clerk of the Law Court; James C. Chute
(Also serves as Executive Clerk of the
Supreme Judicial Court and Reporter of Decisions)

SUPERIOR COURT

Androscoggin
Aroostook
Cumberland
Franklin
Hancock
Kennebec
Knox
Lincoln
Oxford
Penobscot
Piscataquis
Sagadahoc
Somerset
Waldo
Washington
York

Sally A. Bourget
Vicki Harris (appointed 9/1/90)
Lucille J. Lepitre
Lynda C. Haskell
Rosemary K. Merchant
Nancy A. Desjardins
Susan E. Guillette
Sharon Simpson
Donna L. Howe
Margaret M. Gardner
Lisa C. Richardson
Debra E. Nowak
Esther L. Waters
Joyce M. Page
Marilyn E. Braley
Dianne M. Hill

CLERK ROSTER
(July 1, 1990 through June 30, 1991)

DISTRICT COURT

District I

Norma A. Duheme Caribou
 Linda A. Cyr Fort Kent
 Norma H. Gerard Madawaska
 Linda A. Cyr Van Buren
 (appointed 7/1/90)

District II

Barbara Stevens Houlton
 Diane S. Sharpe Presque Isle

District III

Thelma Holmes Bangor
 Jane C. Sawyer Newport

District IV

Elsie L. McGarrigle Calais
 (retired 2/28/91)
 Karen K. Moraisey
 (appointed 4/8/91)
 Annie H. Hanscom Machias

District V

Dorothy L. Drake Bar Harbor
 Terri L. Curtis Belfast
 Dorothy L. Drake Ellsworth

District VI

Anita M. Alexander Bath-Brunswick
 Penny Reckards Rockland
 Lucy A. Russell Wiscasset
 (resigned 1/4/91)
 Victoria Wilson
 (appointed 1/7/91)

District VII

Sharon A. Burns Augusta
 Judy L. Pellerin Waterville

District VIII

Rita D. Desjardins Lewiston

District IX

Beverly J. MacKerron Bridgton
 (retired 11/30/90)
 Colette Gerard
 (appointed 12/1/90)
 Deborah A. Hjort Portland
 (moved to Biddeford 6/3/91)

District X

Vivian H. Hickey Biddeford
 (retired 5/31/91)
 Deborah A. Hjort
 (appointed 6/3/91)
 Alice A. Monroe Springvale
 Nellie E. Bridges York

District XI

Dolores T. Richards Livermore Falls
 Laura J. Nokes Rumford
 Joan C. Millett South Paris

District XII

Vicki Hardy Farmington
 Sandra F. Carroll Skowhegan

District XIII

Lisa C. Richardson Dover-Foxcroft
 Ann G. Dusenbery Lincoln
 Patricia Hall Millinocket

ADMINISTRATIVE COURT

Diane P. Nadeau Portland

APPENDIX I

LAW COURT

CASELOAD STATISTICS

LAW COURT
NARRATIVE SUMMARY OF CASELOAD STATISTICS

Note: All data are provided by calendar year.

Table LC-1

This table presents Law Court caseload information, including filings, dispositions and pending caseload since 1981. The "end pending" category includes four distinct sub-groups: cases not yet at issue (awaiting completion of the record on appeal or completion of briefing); cases at issue awaiting oral argument (cases fully briefed as of the end of the previous year); cases orally argued awaiting opinion; and cases remanded to the Superior Court prior to oral argument for correction of procedural defects. The comparison of filings and dispositions on this table indicates the degree to which dispositions have risen to meet the demand of incoming filings.

Table LC-2

This table details the type and outcome of Law Court dispositions during CY'90. Several categories require some explanation. "Other Administrative Proceedings" are cases seeking review of action (or refusal to act) by agencies of the Executive Department governed by the Maine Administrative Procedure Act and M.R.Civ.P.80C, or by agencies of local government such as planning boards pursuant to M.R.Civ.P.80B. Since the creation of the Appellate Division of the Workers Compensation Division in September 1981, most workers compensation cases are now disposed of by denial of petition for appellate review and do not involve full briefing, argument and opinion. "Discretionary Appeals" are requests for certificates of probable cause in post-conviction review (15 M.R.S.A. §2131) and review of extradition (15 M.R.S.A. §210-A) cases. "Change in Results" means a reversal, vacation, or substantive modification of the trial court's judgment.

Table LC-3

The average time required from notice of appeal to disposition for cases in which written opinions were issued is presented for 1981 through 1990 on Table LC-3. Since most non-opinion disposition cases do not complete all of the steps of an opinion disposition, the inclusion of these cases in this table would skew the results, particularly in the early stages. The four sections correspond to (a)

work done primarily by trial court clerks and court reporters; (b) work done by the parties' attorneys; (c) pre-argument study by justices and law clerks and scheduling lag; and (d) the actual decision making process and preparation of the opinion. The fifth section (e) traces the cases through the entire Law Court process, from notice of appeal to final disposition.

Table LC-4

More complete timeframe data for only 1990 are included on this table, detailing the actual number of cases during each stage of case processing.

Sentence Review Panel

Statutory changes effective September 30, 1989 replaced the Appellate Division of the Supreme Judicial Court with the Sentence Review Panel.

Applications for leave to appeal from sentence filed in the trial courts after September 30, 1989 come before the Sentence Review Panel, which either grants or denies leave to appeal. When leave to appeal is granted, the sentence appeal is then docketed in the Law Court and proceeds as a regular criminal appeal before the full court. When there is also an appeal from the conviction pending in the Law Court, the sentence appeal merges into that case and they are briefed and decided together.

In CY'90, the Sentence Review Panel granted 18 leave to appeal applications and after review, denied 90 applications for lack of jurisdiction or untimeliness.

LAW COURT - TOTAL CASELOAD AND WRITTEN OPINIONS

TABLE LC-1

	(b)1981	1982	1983	1984	1985	1986	1987	1988	1989	1990
CIVIL										
- Begin Pending	288	248	230	249	245	242	261	298	282	305
- Filings (a)	384	325	332	343	349	338	363	328	339	414
- Dispositions	402	343	313	347	352	319	326	344	316	432
- End Pending	270	230	249	245	242	261	298	282	305	287
CRIMINAL										
- Begin Pending	77	54	82	69	96	112	112	148	150	150
- Filings (a)	137	153	154	170	169	182	202	200	201	208
- Dispositions	147	125	167	143	153	182	166	198	201	186
- End Pending	67	82	69	96	112	112	148	150	150	172
TOTAL										
- Begin Pending	365	302	312	318	341	354	373	446	432	455
- Filings (a)	521	478	486	513	518	520	565	528	540	622
- Dispositions	549	468	480	490	505	501	492	542	517	618
- End Pending	337	312	318	341	354	373	446	432	455	459
WRITTEN OPINIONS										
- Civil	238	189	183	194	188	183	193	204	194	235
- Criminal	114	91	105	101	110	137	108	142	143	127
TOTAL	352	280	288	295	298	320	301	346	337	362

(a) Includes new appeals, interlocutory appeals, and reports.

(b) It appears that a tabulation error in the previous year is responsible for the discrepancy in the number of cases pending at the end of 1981 versus the beginning of 1982.

NOTE: Data provided on a calendar year basis.

LAW COURT DISPOSITIONS - CY'80

	CHANGE IN RESULTS	NO CHANGE	TOTAL	%OF TOTAL DISPO- SITION
CRIMINAL				
- Signed Opinion	18	68	86	
- Per Curiam	0	1	1	
- Memorandum	0	40	40	
-----Total Written Opinions	18	109	127	
- No Opinion	0	59	59	
-----TOTAL DISPOSITIONS	18	168	186	30.1%
PUBLIC UTILITIES COMMISSION				
- Signed Opinion	1	0	1	
- Per Curiam	0	0	0	
- Memorandum	0	0	0	
-----Total Written Opinions	1	0	1	
- No Opinion	0	1	1	
-----TOTAL DISPOSITIONS	1	1	2	0.3%
WORKERS COMPENSATION				
- Signed Opinion	7	2	5	
- Per Curiam	0	0	0	
- Memorandum	0	0	0	
-----Total Written Opinions	3	2	5	
- No Opinion	0	38	38	
-----TOTAL DISPOSITIONS	3	40	43	7.0%
OTHER ADMINISTRATIVE PROCEEDINGS				
- Signed Opinion	6	15	21	
- Per Curiam	0	2	2	
- Memorandum	0	2	2	
-----Total Written Opinions	6	19	25	
- No Opinion	0	10	10	
-----TOTAL DISPOSITIONS	6	29	35	6.8%

TABLE LC-2

	CHANGE IN RESULTS	NO CHANGE	TOTAL	%OF TOTAL DISPO- SITION
ALL OTHER CIVIL				
- Signed Opinion	56	106	162	
- Per Curiam	3	7	10	
- Memorandum	0	31	31	
-----Total Written Opinions	59	144	203	
- No Opinion	0	148	148	
-----TOTAL DISPOSITIONS	59	292	351	56.8%
DISCRETIONARY APPEAL				
- Signed Opinion	0	1	1	
- Per Curiam	0	0	0	
- Memorandum	0	0	0	
-----Total Written Opinions	0	1	1	
- No Opinion	0	0	0	
-----TOTAL DISPOSITIONS	0	1	1	0.2%
TOTAL				
- Signed Opinion	84	192	276	
- Per Curiam	3	10	13	
- Memorandum	0	73	73	
-----Total Written Opinions	87	275	362	
- No Opinion	0	256	256	
-----TOTAL DISPOSITIONS	87	531	618	100.0%

LAW COURT - AVERAGE TIME TO DISPOSITION

TABLE LC-3

CASES FOR WHICH OPINIONS WERE WRITTEN: 1981-1990

	1981	1982	1983	1984	1985	1986	1987	1988	1989	1990
(a) NO. OF DAYS FROM NOTICE OF APPEAL TO COMPLETION OF RECORD										
- Criminal	76.8	74.0	95.1	97.9	101.2	101.2	90.8	89.2	109.8	93.4
- Public Utilities Commission	23.3	33.7	31.5	19.0	40.5	19.0	21.5	0.0	20.0	24.0
- Workers Compensation	61.4	53.2	58.3	63.0	73.7	94.0	64.0	69.5	94.0	63.5
- Other Administrative Proceedings	62.7	58.0	50.3	31.1	57.4	47.5	21.9	30.5	21.6	20.6
- All Other Civil	100.0	70.4	55.9	50.0	62.8	40.8	67.9	53.8	67.7	58.4
- Discretionary Appeal	99.7	78.3	95.9	120.0	49.8	23.0	0.0	21.0	0.0	357.0
TOTAL	80.5	67.7	70.5	64.1	76.2	68.9	72.4	66.7	82.9	68.8
(b) NO. OF DAYS FROM COMPLETION OF RECORD TO COMPLETION OF BRIEFING										
- Criminal	89.9	82.6	93.2	89.8	82.3	78.4	98.0	90.8	88.5	103.6
- Public Utilities Commission	60.8	99.7	89.5	67.0	89.0	70.0	117.5	0.0	77.0	86.0
- Workers Compensation	80.5	86.4	83.7	18.0	12.7	2.5	8.0	16.3	9.3	14.0
- Other Administrative Proceedings	68.7	74.2	68.3	86.1	58.8	65.7	74.2	79.3	75.6	94.1
- All Other Civil	81.5	80.0	80.3	79.0	79.3	77.6	81.6	77.4	84.7	76.6
- Discretionary Appeal	106.8	86.8	78.3	101.0	66.6	64.0	0.0	61.0	0.0	64.0
TOTAL	82.5	81.2	83.7	82.6	75.5	75.0	86.8	82.1	83.8	86.5
(c) NO. OF DAYS FROM COMPLETION OF BRIEFING TO ORAL ARGUMENT										
- Criminal	52.4	54.2	57.2	51.3	59.2	54.0	50.4	60.7	67.9	60.4
- Public Utilities Commission	57.0	53.3	64.0	35.8	27.5	69.0	60.0	0.0	59.0	65.0
- Workers Compensation	72.5	89.9	41.5	67.6	51.3	50.6	57.0	56.8	59.5	57.4
- Other Administrative Proceedings	69.7	52.0	67.9	57.3	54.7	57.3	69.7	61.7	74.8	52.9
- All Other Civil	70.6	60.0	62.0	62.5	54.3	65.4	56.5	63.5	70.3	63.9
- Discretionary Appeal	55.3	38.0	47.8	25.0	48.4	104.0	0.0	26.0	0.0	101.0
TOTAL	64.4	60.3	60.3	57.6	55.8	59.7	55.4	61.9	69.1	62.0

LAW COURT - AVERAGE TIME TO DISPOSITION

**TABLE LC-3
(con't.)**

CASES FOR WHICH OPINIONS WERE WRITTEN: 1981-1990

	1981	1982	1983	1984	1985	1986	1987	1988	1989	1990
(d) NO. OF DAYS FROM ORAL ARGUMENT TO DISPOSITION										
- Criminal	106.4	66.7	65.8	76.1	74.8	47.3	46.0	47.4	42.0	28.8
- Public Utilities Commission	132.8	99.0	99.0	78.0	119.0	143.0	67.0	0.0	93.5	38.0
- Workers Compensation	84.0	97.2	77.0	106.6	186.7	62.2	131.5	95.6	54.8	51.8
- Other Administrative Proceedings	121.1	74.2	93.3	75.2	97.6	84.8	61.0	64.9	53.0	44.6
- All Other Civil	120.6	70.6	75.7	104.2	86.7	60.6	66.5	65.8	51.5	40.4
- Discretionary Appeal	122.7	58.8	60.5	54.0	137.2	104.0	0.0	29.0	0.0	115.0
TOTAL	110.7	73.0	74.1	90.2	87.9	57.5	59.0	58.6	48.0	37.0
(e) NO. OF DAYS FROM NOTICE OF APPEAL TO DISPOSITION										
- Criminal	325.5	277.6	311.3	315.1	315.8	276.8	284.3	288.4	308.2	284.9
- Public Utilities Commission	273.8	285.7	284.0	184.3	276.0	301.0	266.0	0.0	249.5	213.0
- Workers Compensation	298.4	329.1	249.8	255.2	324.3	205.9	260.5	235.9	209.8	187.6
- Other Administrative Proceedings	322.1	258.4	279.9	249.7	268.6	253.9	226.0	236.4	225.0	212.2
- All Other Civil	370.6	280.8	269.3	295.3	283.1	243.1	271.3	259.6	273.2	239.3
- Discretionary Appeal	384.5	261.8	282.4	300.0	302.0	214.0	0.0	137.0	0.0	637.0
TOTAL	337.5	282.6	286.2	293.9	294.8	257.4	272.1	268.5	281.9	253.7

**LAW COURT - ACTUAL TIME TO DISPOSITION
CASES FOR WHICH OPINIONS WERE WRITTEN - CY'90**

TABLE LC-4

	0-25 DAYS	26-50 DAYS	51-75 DAYS	76-100 DAYS	100-UP DAYS	TOTAL CASES	AVERAGE NO. OF DAYS
NOTICE OF APPEAL TO COMPLETION OF RECORD							
- Criminal	27	34	22	6	37	126	93.4
- Public Utilities Commission	1	0	0	0	0	1	24.0
- Workers Compensation	0	0	3	1	0	4	63.5
- Other Administrative Proceedings	20	5	0	0	0	25	20.6
- All Other Civil	99	53	12	9	30	203	58.4
- Discretionary Appeal	0	0	0	0	1	1	357.0
TOTAL	147	92	37	16	68	360	68.8
COMPLETION OF RECORD TO COMPLETION OF BRIEFING							
- Criminal	0	4	50	28	43	125	103.6
- Public Utilities Commission	0	0	0	1	0	1	86.0
- Workers Compensation	4	0	0	0	0	4	14.0
- Other Administrative Proceedings	0	0	15	8	2	25	94.1
- All Other Civil	7	9	92	68	27	203	76.6
- Discretionary Appeal	0	0	1	0	0	1	64.0
TOTAL	11	13	158	105	72	359	86.5
COMPLETION OF BRIEFING TO ORAL ARGUMENT							
- Criminal	1	46	38	34	7	126	60.4
- Public Utilities Commission	0	0	1	0	0	1	65.0
- Workers Compensation	0	1	3	1	0	5	57.4
- Other Administrative Proceedings	2	4	13	5	1	25	52.9
- All Other Civil	6	46	97	45	9	203	63.9
- Discretionary Appeal	0	0	0	0	1	1	101.0
TOTAL	9	97	152	85	18	361	62.0

**LAW COURT - ACTUAL TIME TO DISPOSITION
CASES FOR WHICH OPINIONS WERE WRITTEN - CY'90**

**TABLE LC-4
(con't.)**

	0-25 DAYS	26-50 DAYS	51-75 DAYS	76-100 DAYS	100-UP DAYS	TOTAL CASES	AVERAGE NO. OF DAYS
ORAL ARGUMENT TO DISPOSITION							
- Criminal	73	35	10	3	5	126	28.8
- Public Utilities Commission	0	1	0	0	0	1	38.0
- Workers Compensation	1	2	1	0	1	5	51.8
- Other Administrative Proceedings	10	7	3	2	3	25	44.6
- All Other Civil	85	71	21	14	12	203	40.4
- Discretionary Appeal	0	0	0	0	1	1	115.0
TOTAL	169	116	35	19	22	361	37.0
NOTICE OF APPEAL TO DISPOSITION							
- Criminal	0	0	1	0	126	127	284.9
- Public Utilities Commission	0	0	0	0	1	1	213.0
- Workers Compensation	0	0	0	0	5	5	187.6
- Other Administrative Proceedings	0	0	0	0	25	25	212.2
- All Other Civil	1	0	0	0	202	203	239.3
- Discretionary Appeal	0	0	0	0	1	1	637.0
TOTAL	1	0	1	0	360	362	253.7



APPENDIX II

SUPERIOR COURT

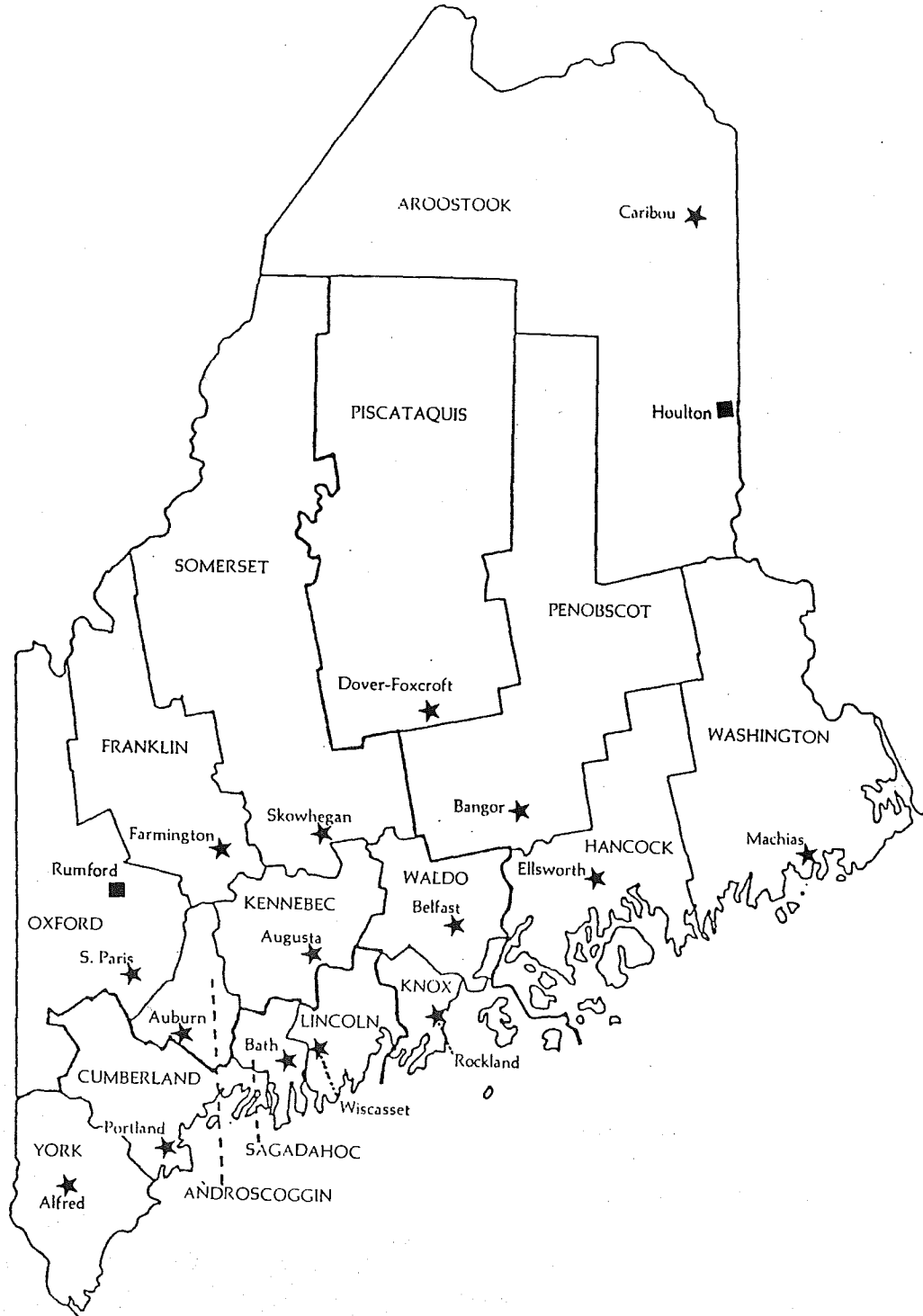
CASELOAD STATISTICS





State of Maine
Superior Court
Locations

- ★ principal court location
- auxiliary court location



SUPERIOR COURT NARRATIVE SUMMARY OF CASELOAD STATISTICS

The data tables contained in this section are organized into four segments, detailing the composition and flow of Superior Court caseload for the past eight years. These data are derived from the Superior Court Statistical Reporting System established in 1977. Statistical sheets for each case are prepared manually by Superior Court clerks; these sheets are subsequently entered for computerized editing and updating on a monthly basis. Numerous reporting programs provide caseload information for management purposes throughout the year and serve as the source of the data presented in this Annual Report. Definitions of types of cases and dispositions for civil and criminal cases appear at the end of their respective sections.

In order to determine trends over a period of time, many tables in this FY'91 report include information for five or ten previous years. As a result of periodic auditing, however, some of these figures may not match those which appeared in previous Annual Report publications, although the variations in most instances are minimal.

It should also be noted that all figures reflecting filings also include refilings. Refilings are cases which were previously disposed, but have returned to the Superior Court for substantial further action. The specific circumstances under which a civil or criminal action is considered a refiling appear at the end of their respective sections. Refilings constitute from one to two percent of the total caseload.

Cases in Which Venue is Changed

Venue changes affect caseload in several ways: 1) the court receiving a case via venue change is handling a case not originating within its jurisdiction, thereby inflating that county's litigation rate; 2) the court disposing of a case via venue change disposes of it sooner than if the case had remained with that court for its ultimate disposition; 3) statewide, cases are being counted twice; once by the court in which the case was originally filed, and a second time when the case is filed in the court to which venue has been changed.

Counting Criminal Cases

Criminal caseload in the Superior Court may be counted by either docket number or defendant number. When counted by docket number, the actual number of cases assigned a docket number is reflected. Often, a single defendant may be listed on a multiple number of dockets. Occasionally, multiple-defendant cases are reported, due to differing District Attorney practices, resulting in docket numbers which contain more than one defendant. Hence, the number of individual defendants cannot be determined. In this report, the core analysis of filings, dispositions and pending caseloads are counted by docket number, as are the types of cases, such as appeals, transfers, indictments, etc. However, classes of charges are counted by defendant, as are types of dispositions and trials. The latter two items are counted by defendant because of the likelihood for the multiple defendants included in a single docket number to be tried and/or disposed in different manners.

Statistical Analysis

During FY'91, the Superior Court experienced a 4.3% decrease in caseload, with a total of 19,758 cases being filed.

Of the total number of cases filed, 6,417 or 32% were civil cases, an increase of 1% over last fiscal year. The average civil case required 420 days to reach disposition, a decrease of 35 days from FY'90. Of the 5,956 civil dispositions during FY'91, 40.9% were dismissed upon agreement of the parties. The 198 civil jury trials accounted for 3.3% of all dispositions. Almost half of the civil caseload consisted of contract and personal injury cases.

The 13,111 criminal filings in FY'91 represent a decrease in criminal caseload of 4.5% from FY'90 levels. Of the 12,522 criminal dispositions during this period 53.4% resulted in convictions through guilty pleas, and 24.8% were dismissed by District Attorneys - Rule 48(A). The 523 criminal jury trials yielded 309 convictions, 175 acquittals, and 39 other dispositions (such as plea during trial, mistrial, or other.)

SUPERIOR COURT – TOTAL CASELOAD SUMMARY*

TABLE SC-1

COUNTY	FILINGS										DISPOSITIONS									
	1982	1983	1984	1985	1986	1987	1988	FY'89	FY'90	FY'91	1982	1983	1984	1985	1986	1987	1988	FY'89	FY'90	FY'91
Androscoggin	1,410	1,355	1,364	1,465	1,416	1,420	1,372	1,405	1,606	1,454	1,276	1,354	1,443	1,462	1,476	1,369	1,320	1,377	1559	1,316
Aroostook	1,130	1,093	827	905	779	787	754	822	973	1,015	1,124	1,151	996	896	822	625	822	788	894	989
Cumberland	3,573	3,565	3,307	3,824	3,893	4,048	3,896	4,162	4,614	4,654	3,345	3,805	3,744	3,668	3,816	3,885	3,479	4,053	4623	4,271
Franklin	605	573	558	650	626	702	674	768	733	564	580	625	506	691	691	659	575	696	824	583
Hancock	528	495	495	489	464	585	651	597	669	680	419	588	454	509	543	459	593	540	621	672
Kennebec	1,706	1,609	1,480	1,659	1,462	1,215	1,332	1,357	1,559	1,522	1,602	1,731	1,603	1,602	1,582	1,119	1,251	1,304	1255	1,302
Knox	594	654	781	863	751	684	887	923	910	1,014	576	597	747	803	794	739	722	888	908	910
Lincoln	445	549	461	518	813	701	595	593	670	555	351	430	493	527	797	686	587	586	656	464
Oxford	723	574	496	745	670	593	617	568	627	717	597	553	540	704	762	623	556	551	568	811
Penobscot	1,607	1,597	1,473	1,676	1,614	1,682	1,804	1,843	2,010	1,919	1,770	1,561	1,632	1,521	1,824	1,702	1,802	1,834	1869	1,962
Piscataquis	224	211	172	194	181	193	232	230	213	176	219	165	155	233	182	158	226	200	200	203
Sagadahoc	405	490	475	570	575	482	615	533	706	729	369	358	548	526	699	472	568	594	599	695
Somerset	1,151	1,145	1,111	1,168	1,157	1,194	1,225	1,353	1,384	979	1,082	1,231	1,053	1,080	1,067	1,286	1,124	1,233	1308	1,122
Waldo	367	404	398	389	465	364	394	445	431	440	361	374	443	326	482	410	339	404	458	438
Washington	372	515	476	460	429	530	566	565	611	644	338	504	460	502	370	543	577	583	607	678
York	2,058	1,874	1,648	2,163	2,471	2,463	2,548	2,579	2,922	2,696	1,850	1,974	1,951	1,744	2,071	2,541	2,345	2,474	3018	2,479
STATE TOTAL	16,898	16,703	15,522	17,738	17,766	17,643	18,162	18,743	20,638	19,758	15,859	17,001	16,768	16,794	17,978	17,276	16,886	18,105	19,967	18,895

* All cases counted by docket number. Includes cases filed and refilled. Includes URESA cases.



**SUPERIOR COURT
CASELOAD STATISTICS**

CIVIL CASELOAD

SUPERIOR COURT -- CIVIL FILINGS SUMMARY*

TABLE SC-2

<u>COURT LOCATION</u>	<u>1982</u>	<u>1983</u>	<u>1984</u>	<u>1985</u>	<u>1986</u>	<u>1987</u>	<u>1988</u>	<u>FY 1989</u>	<u>FY 1990</u>	<u>FY 1991</u>	<u>1982- FY'91</u>	<u>FY'90- FY'91</u>
Androscoggin	596	599	545	544	507	547	520	530	525	588	-1.3	12.0
Aroostook	361	379	307	322	293	265	264	302	316	301	-16.6	-4.7
Cumberland	1530	1418	1335	1361	1384	1379	1570	1668	1683	1797	17.5	6.8
Franklin	135	129	107	87	97	110	83	92	123	112	-17.0	-8.9
Hancock	213	201	194	191	201	169	196	188	219	225	5.6	2.7
Kennebec	626	608	590	625	573	475	496	545	639	626	0.0	-2.0
Knox	164	158	148	152	152	167	192	199	171	186	13.4	8.8
Lincoln	152	170	125	119	181	129	146	150	167	153	0.7	-8.4
Oxford	208	171	172	186	189	152	177	193	209	216	3.8	3.3
Penobscot	645	606	594	608	505	503	497	518	590	567	-12.1	-3.9
Piscataquis	41	49	30	37	25	31	55	64	49	52	26.8	6.1
Sagadahoc	111	139	142	144	130	92	187	177	134	135	21.6	0.7
Somerset	291	248	243	233	219	219	211	234	248	230	-21.0	-7.3
Waldo	96	85	108	99	99	74	116	154	121	99	3.1	-18.2
Washington	122	121	133	114	100	137	159	173	144	122	0.0	-15.3
York	791	754	669	698	694	767	827	858	977	1008	27.4	3.2
STATE TOTAL	6082	5835	5442	5520	5349	5216	5696	6045	6315	6417	5.5	1.6

*Includes cases filed and refiled. Does NOT include URESA cases.

1982-1988: Calendar Year (January 1 - December 31)

FY'89, FY'90, FY'91: Fiscal Year (July 1 - June 30)

Significant Changes of Venue: In 1983 there were 51 civil cases in which venue was changed to Lincoln from Cumberland; In 1986 there were 14 civil cases in which venue was changed to Lincoln from Sagadahoc; There were also 24 civil cases in which venue was changed to Lincoln from Cumberland.

SUPERIOR COURT -- CIVIL DISPOSITIONS SUMMARY*

TABLE SC-3

<u>COURT LOCATION</u>	<u>1982</u>	<u>1983</u>	<u>1984</u>	<u>1985</u>	<u>1986</u>	<u>1987</u>	<u>1988</u>	<u>FY 1989</u>	<u>FY 1990</u>	<u>FY 1991</u>	<u>1982- FY'91</u>	<u>FY'90- FY'91</u>
Androscoggin	612	564	590	675	610	578	533	506	626	489	-20.1	-21.9
Aroostook	323	376	392	340	293	243	319	244	373	306	-5.3	-18.0
Cumberland	1461	1634	1523	1536	1486	1314	1461	1555	1473	1721	17.8	16.8
Franklin	163	158	106	127	103	108	105	111	117	104	-36.2	-11.1
Hancock	199	231	212	193	219	192	185	182	199	190	-4.5	-4.5
Kennebec	704	677	651	686	711	483	487	517	569	518	-26.4	-9.0
Knox	201	176	162	166	167	174	168	172	197	181	-10.0	-8.1
Lincoln	145	167	130	123	183	128	140	116	163	141	-2.8	-13.5
Oxford	213	180	157	214	203	203	159	180	189	226	6.1	19.6
Penobscot	808	619	618	548	594	602	541	568	589	561	-30.6	-4.8
Piscataquis	48	28	41	41	43	27	43	44	58	52	8.3	-10.3
Sagadahoc	125	130	109	139	204	107	162	184	114	165	32.0	44.7
Somerset	295	288	232	257	298	228	198	214	237	221	-25.1	-6.8
Waldo	135	112	83	95	127	108	94	111	140	86	-36.3	-38.6
Washington	127	116	125	161	116	139	173	167	139	122	-3.9	-12.2
York	707	777	749	672	697	721	801	818	924	873	23.5	-5.5
STATE TOTAL	6266	6233	5880	5973	6054	5355	5569	5689	6107	5956	-4.9	-2.5

*Includes the disposition of cases filed and refiled.

Does not include URESA cases.

1982-1988: Calendar Year (January 1 - December 31)

FY'89, FY'90, FY'91: Fiscal Year (July 1 - June 30)

SUPERIOR COURT -- CIVIL PENDING CASELOAD SUMMARY*

TABLE SC-4

<u>COURT LOCATION</u>	<u>1982</u>	<u>1983</u>	<u>1984</u>	<u>1985</u>	<u>1986</u>	<u>1987</u>	<u>1988</u>	<u>FY 1989</u>	<u>FY 1990</u>	<u>FY 1991</u>	<u>1982- FY'91</u>	<u>FY'90- FY'91</u>
Androscoggin	976	1011	966	835	732	701	688	727	627	726	-25.6	15.8
Aroostook	545	548	463	445	445	467	412	458	400	395	-27.5	-1.3
Cumberland	2481	2265	2077	1902	1800	1865	1974	1967	2174	2250	-9.3	3.5
Franklin	197	168	169	129	123	125	103	95	101	109	-44.7	7.9
Hancock	366	336	318	316	298	275	286	287	308	343	-6.3	11.4
Kennebec	897	828	767	706	568	560	569	578	647	755	-15.8	16.7
Knox	221	203	189	175	160	153	177	186	160	165	-25.3	3.1
Lincoln	192	195	190	186	184	185	191	208	212	224	16.7	5.7
Oxford	267	258	273	245	231	180	198	208	231	221	-17.2	-4.3
Penobscot	927	914	890	950	861	762	718	667	672	678	-26.9	0.9
Piscataquis	50	71	60	56	38	42	54	70	61	61	22.0	0.0
Sagadahoc	190	199	232	237	163	148	173	173	192	162	-14.7	-15.6
Somerset	345	305	316	292	213	204	217	224	235	244	-29.3	3.8
Waldo	144	117	142	146	118	84	106	127	108	121	-16.0	12.0
Washington	211	216	224	177	161	159	145	158	163	163	-22.7	0.0
York	1174	1151	1071	1097	1094	1140	1166	1121	1177	1312	11.8	11.5
STATE TOTAL	9183	8785	8347	7894	7189	7050	7177	7254	7468	7929	-13.7	6.2

*Includes cases filed and refiled.

Does not include URESA cases.

1982-1988: Calendar Year (January 1 - December 31): cases pending as of December 31st.

FY'89, FY'90, FY'91: Fiscal Year (July 1 - June 30): cases pending as of June 30th.

SUPERIOR COURT – CIVIL FILINGS AND DISPOSITIONS BY TYPE OF CASE

TABLE SC-5

STATE TOTAL	FILINGS										DISPOSITIONS									
	1982	1983	1984	1985	1986	1987	1988	FY89	FY90	FY91	1982	1983	1984	1985	1986	1987	1988	FY89	FY90	FY91
Damages	932	1050	899	789	858	467	466	497	533	406	876	969	911	1013	1029	791	708	610	562	466
Personal Injury	1101	1204	1192	1286	1209	1332	1310	1465	1353	1280	1048	1067	1086	1320	1350	1206	1469	1452	1406	1286
Contract	1498	1218	1109	1174	1002	1086	1402	1500	1542	1535	1501	1384	1330	1195	1198	1081	1175	1291	1430	1387
Divorce	451	406	361	344	372	390	454	439	377	404	486	427	393	339	388	333	412	392	391	387
Rule 80B/80C Appeal	4	8	9	14	57	363	339	351	364	296	-	-	-	1	181	331	326	367	328	
Appeal/Lower Court	267	302	262	221	234	225	243	235	302	290	286	282	276	253	252	207	236	218	263	305
Real Property Action	8	8	12	21	32	366	483	501	753	1165	-	-	-	-	154	318	348	572	801	
Equitable Action	7	12	20	41	70	342	335	349	344	305	-	-	-	3	1	135	301	325	361	295
Other	1814	1627	1578	1630	1515	645	664	708	747	736	2069	2104	1884	1850	1835	1267	619	727	755	699
TOTAL	6082	5835	5442	5520	5349	5216	5696	6045	6315	6417	6266	6233	5880	5973	6054	5355	5569	5689	6107	5956

PERCENTAGE OF CIVIL FILINGS BY TYPE OF CASE*

	1982	1983	1984	1985	1986	1987	1988	FY89	FY90	FY91
Damages	15.3	18.0	16.5	14.3	16.0	9.0	8.2	8.2	8.4	6.3
Personal Injury	18.1	20.6	21.9	23.3	22.6	25.5	23.0	24.2	21.4	19.9
Contract	24.6	20.9	20.4	21.3	18.7	20.8	24.6	24.8	24.4	23.9
Divorce	7.4	7.0	6.6	6.2	7.0	7.5	8.0	7.3	6.0	6.3
Rule 80B/80C Appeal	-	-	-	-	-	7.0	6.0	5.8	5.8	4.6
Appeal/Lower Court	4.4	5.2	4.8	4.0	4.4	4.3	4.3	3.9	4.8	4.5
Real Property Action	-	-	-	-	-	7.0	8.5	8.3	11.9	18.2
Equitable Action	-	-	-	-	-	6.6	5.9	5.8	5.4	4.8
Other	29.8	27.9	29.0	29.5	28.3	12.4	11.7	11.7	11.8	11.5
TOTAL	100.0	100.0	100.0	100.0	100.0	100.0	100.0	100.0	100.0	100.0

NOTE:

The decrease in damages and other types of cases is due to the change in the Superior Court statistical system. Beginning in 1987, case types were changed to extract the Rule 80B/80C appeals, real property actions and equitable actions from the "other" category, and some damages cases are now more appropriately being counted in the new categories. Numbers appearing in these new categories previous to 1987 are the result of audits and corrections made during 1987 and 1988. The figures from 1982-1986 should be disregarded when analyzing data for trends.

Includes cases filed and refiled.
Does not include URESA cases.
Types of cases are defined at the end of this section.
Percentages may not total 100.0 due to rounding.

1982-1988: Calendar Year (January 1 - December 31)
FY'89 - FY'91: Fiscal Year (July 1 - June 30)

SUPERIOR COURT -- CIVIL DISPOSITIONS BY TYPE OF DISPOSITION*

TABLE SC-6

TYPE OF DISPOSITION	1987	1987	1988	1988	FY '89	FY '89	FY '90	FY '90	FY '91	FY '91
	NO.	%OF	NO.	%OF	NO.	%OF	NO.	%OF	NO.	%OF
	DISP.	TOTAL	DISP.	TOTAL	DISP.	TOTAL	DISP.	TOTAL	DISP.	TOTAL
STATE TOTAL										
Default Judgment	131	2.4	110	2.0	129	2.3	208	3.4	279	4.7
Rule 41 (A)	2544	47.5	2702	48.5	2729	48.0	2660	43.6	2438	40.9
Rule 41 (B)	186	3.5	167	3.0	141	2.5	319	5.2	285	4.8
Dismissal	538	10.0	541	9.7	569	10.0	559	9.2	451	7.6
Summary Judgment	190	3.5	172	3.1	165	2.9	294	4.8	448	7.5
Final Order	476	8.9	456	8.2	575	10.1	708	11.6	696	11.7
Divorce Decree	257	4.8	328	5.9	313	5.5	295	4.8	296	5.0
Appeal Sustained	74	1.4	60	1.1	67	1.2	70	1.1	56	0.9
Appeal Denied	196	3.7	161	2.9	164	2.9	217	3.6	212	3.6
Court Judgment	132	2.5	122	2.2	124	2.2	106	1.7	102	1.7
Jury Verdict	201	3.8	221	4.0	202	3.6	187	3.1	180	3.0
Directed Verdict	14	0.3	10	0.2	6	0.1	11	0.2	7	0.1
Multiple Judgments	18	0.3	21	0.4	11	0.2	5	0.1	8	0.1
Change of Venue	33	0.6	102	1.8	77	1.4	31	0.5	22	0.4
Other	365	6.8	396	7.1	417	7.3	437	7.2	476	8.0
TOTAL	5355	100.0	5569	100.0	5689	100.0	6107	100.0	5956	100.0

*-Does not include URESA cases.

-Includes the disposition of cases filed and refilled.

-Percentages may not total 100.0 due to rounding.

-Types of dispositions are defined at the end of this section.

-1987-1988: Calendar Year (January 1 - December 31)

-FY '89, FY'90, FY'91: Fiscal Year (July 1 - June 30)

SUPERIOR COURT -- CIVIL JURY TRIALS

TABLE SC-7

	1982	1982	1983	1983	1984	1984	1985	1985	1986	1986	1987	1987	1988	1988	FY'89	FY'89	FY'90	FY'90	FY'91	FY'91
	No. of	No. of	No. of	No. of	No. of	No. of	No. of	No. of	No. of	No. of	No. of	No. of	No. of	No. of	No. of	No. of	No. of	No. of	No. of	No. of
	Trials	Days	Trials	Days	Trials	Days	Trials	Days	Trials	Days	Trials	Days	Trials	Days	Trials	Days	Trials	Days	Trials	Days
Androscoggin	26	65.5	17	32.0	13	40.0	29	78.0	19	58.0	30	87.0	32	66.5	23	64.0	17	28.5	27	50.0
Aroostook	18	44.0	25	53.0	21	35.5	16	27.5	9	29.0	15	37.0	15	24.0	8	13.5	20	26.0	11	19.0
Cumberland	32	120.5	50	154.0	41	124.5	42	103.5	55	134.5	57	168.5	52	130.5	45	118.5	48	109.5	45	119.0
Franklin	8	10.5	4	14.0	4	9.0	8	18.5	5	13.0	10	13.5	5	9.0	3	8.5	8	16.5	4	17.5
Hancock	6	13.5	7	12.0	11	19.0	9	18.5	12	25.0	8	18.0	8	31.0	6	20.0	12	26.0	12	34.0
Kennebec	22	52.0	13	49.0	21	54.0	20	49.0	33	85.5	15	44.0	25	55.5	26	50.0	22	44.5	12	48.0
Knox	7	21.5	8	27.0	13	30.0	6	13.0	7	17.0	9	29.0	8	21.5	8	28.0	11	31.5	4	10.0
Lincoln	4	11.0	8	34.0	6	22.0	5	21.5	17	40.5	12	63.0	9	29.0	5	14.5	2	5.5	7	17.0
Oxford	5	9.0	8	15.5	6	9.5	8	21.5	8	18.0	13	25.5	9	24.5	9	23.0	2	13.5	13	23.0
Penobscot	20	39.5	19	33.0	13	25.5	22	45.5	15	52.0	16	39.5	21	53.0	35	93.5	22	54.0	21	55.0
Piscataquis	2	5.0	0	0.0	0	0.0	3	9.0	2	6.0	1	2.5	1	2.5	1	2.5	4	10.0	1	3.0
Sagadahoc	5	21.5	7	21.5	5	8.5	8	19.0	0	0.0	0	0.0	10	28.0	6	16.0	3	14.0	8	13.5
Somerset	11	25.0	14	34.5	6	13.0	9	23.5	2	3.0	9	13.5	10	22.5	14	32.5	12	32.5	7	17.0
Waldo	4	8.0	8	18.0	4	8.0	2	7.0	13	22.0	6	12.0	5	19.0	3	14.0	6	15.5	2	4.0
Washington	4	8.0	2	2.0	3	2.5	6	11.5	5	13.0	9	12.5	11	21.5	9	19.0	5	7.5	4	6.5
York	27	60.0	15	34.5	27	64.0	27	57.0	18	59.5	31	57.0	35	64.5	30	57.5	25	67.5	20	53.0
STATE TOTAL	201	514.5	205	534.0	194	465.0	220	521.5	220	576.0	241	602.5	256	602.5	231	575.0	219	502.5	198	489.5

Includes cases filed and refiled.

Prior to 1984, there were some discrepancies in calculating the number of jury trial days which may have affected the accuracy of these figures. The problem occurred when cases scheduled for trial underwent multiple voir dire (the justice conducted voir dire for several cases on one day, instead of limiting it to the one case facing imminent trial). Since the clerks were instructed to calculate the nearest .5 day, each of four cases, for which voir dire was conducted on one day, for example, would have .5 days added to their total trial time, resulting in a total of 2 trial days being reported for only 1 day of trial activity.

Due to construction, Sagadahoc held no jury trials from June 1986 through September 1987; most cases were transferred to Lincoln for trial. Androscoggin held no jury trials from May through August 1987.

1982-1988: Calendar Year (January 1 - December 31)
 FY'89, FY'90, FY'91: Fiscal Year (July 1 - June 30)

SUPERIOR COURT -- CIVIL NON-JURY TRIALS*

TABLE SC-8

	1982	1982	1983	1983	1984	1984	1985	1985	1986	1986	1987	1987	1988	1988	FY'89	FY'89	FY'90	FY'90	FY'91	FY'91
	No. of	No. of	No. of	No. of	No. of	No. of	No. of	No. of	No. of	No. of	No. of	No. of	No. of	No. of	No. of	No. of	No. of	No. of	No. of	No. of
	Trials	Days	Trials	Days	Trials	Days	Trials	Days	Trials	Days	Trials	Days	Trials	Days	Trials	Days	Trials	Days	Trials	Days
Androscoggin	10	6.5	8	6.0	12	20.5	18	19.0	7	4.5	16	15.5	17	19.0	18	15.5	11	15.0	11	11.5
Aroostook	10	6.5	15	10.5	20	13.0	19	12.5	19	13.0	18	12.0	18	13.0	16	12.0	12	9.0	20	18.5
Cumberland	24	25.5	38	50.0	21	25.0	45	54.0	38	46.0	39	48.5	16	24.5	14	14.0	21	39.0	26	49.5
Franklin	3	2.0	4	2.5	5	3.0	7	9.5	6	8.5	10	15.0	6	8.0	4	2.5	4	3.5	4	2.5
Hancock	3	3.0	12	10.0	16	19.0	5	11.0	13	15.5	7	9.0	6	14.0	5	5.0	3	4.5	13	21.5
Kennebec	16	26.0	28	26.5	5	6.0	17	30.5	29	22.5	19	27.5	12	10.0	11	11.0	14	17.0	2	1.0
Knox	18	12.0	12	16.0	6	5.5	10	17.5	14	18.5	10	9.5	6	10.0	9	12.0	2	1.0	5	11.0
Lincoln	10	5.5	6	4.0	4	3.0	6	6.0	5	8.5	7	8.0	10	17.5	4	8.5	1	1.0	5	4.5
Oxford	9	5.5	5	6.0	2	1.0	6	5.0	3	2.0	7	7.0	7	5.0	6	6.0	5	4.5	3	3.5
Penobscot	29	24.5	31	24.5	24	19.5	13	11.5	23	17.0	24	27.5	24	24.0	18	14.5	16	17.0	18	18.0
Piscataquis	3	1.5	2	1.0	1	1.0	0	0.0	1	.5	3	2.0	1	2.5	0	0.0	1	1.0	3	3.0
Sagadahoc	9	8.5	8	7.5	7	4.0	3	2.0	10	13.5	15	15.5	8	5.5	7	5.0	4	3.0	4	5.5
Somerset	5	5.5	9	9.5	10	10.5	5	5.5	7	6.5	5	4.5	10	6.5	10	8.0	9	5.5	7	6.5
Waldo	7	4.0	4	3.0	8	8.5	4	7.5	4	3.0	8	5.0	5	5.5	4	4.5	4	3.5	4	5.5
Washington	11	6.0	7	7.5	6	3.0	4	4.0	4	4.0	11	9.0	13	8.0	13	9.0	7	5.5	7	6.0
York	26	26.0	12	8.5	32	30.5	11	10.0	28	31.0	16	15.5	30	40.0	28	28.0	29	25.0	24	26.5
STATE TOTAL	193	168.5	201	193.0	179	173.0	173	205.5	211	214.5	215	231.0	189	213.0	167	155.5	143	155.0	156	194.5

*Includes cases filed and refiled.

In the years prior to 1984, the statistical definition of non-jury trials may have been interpreted differently throughout the state. It is not known whether this discrepancy has significantly skewed the number of trials reported.

1982-1988: Calendar Year (January 1 - December 31)
 FY'89, FY'90, FY'91: Fiscal Year (July 1 - June 30)

SUPERIOR COURT -- AGE OF CIVIL PENDING CASELOAD - FY'91*

TABLE SC-9

NUMBER OF CASES FROM FILING OR REFILING TO 6/30/91

COUNTY	0-90 Days	91-180 Days	181-270 Days	271 Days to 1 Yr.	1 Yr.- 2 Yrs.	2 Yrs.- 3 Yrs.	3 Yrs.- 5 Yrs.	5 Yrs.- & Up	Total No. of Cases	Average No.of Days
Androscoggin	127	129	91	87	156	67	48	21	726	451
Aroostook	70	49	48	45	112	45	21	5	395	434
Cumberland	406	325	233	228	645	262	114	37	2250	449
Franklin	28	19	11	13	28	5	4	1	109	339
Hancock	40	46	39	40	82	49	30	17	343	584
Kennebec	146	106	93	75	213	69	38	15	755	435
Knox	44	21	27	16	37	9	7	4	165	376
Lincoln	31	28	25	26	61	29	14	10	224	556
Oxford	56	29	27	18	64	14	9	4	221	384
Penobscot	101	96	82	88	175	75	34	27	678	511
Piscataquis	10	6	8	8	14	9	4	2	61	491
Sagadahoc	37	18	16	13	30	16	19	13	162	607
Somerset	49	38	21	31	55	23	16	11	244	475
Waldo	16	17	18	12	33	11	11	3	121	511
Washington	22	20	12	22	46	27	9	5	163	540
York	214	213	159	144	377	119	59	27	1312	432
STATE TOTAL	1397	1160	910	866	2128	829	437	202	7929	461

*Fiscal Year (July 1 - June 30)

SUPERIOR COURT -- ACTUAL TIME TO CIVIL DISPOSITION - FY'91*
NUMBER OF CASES FROM FILING OR REILING TO DISPOSITION

TABLE SC-10

COUNTY	0-90 DAYS	91-180 DAYS	181-270 DAYS	271 DAYS TO 1 YR.	1 YR.- 2 YRS.	2 YRS.- 3 YRS.	3 YRS.- 5 YRS.	5 YRS. & UP	TOTAL NO. CASES	AVERAGE NO. DAYS
Androscoggin	75	78	60	65	144	58	8	1	489	386
Aroostook	48	44	36	21	85	49	22	1	306	469
Cumberland	296	324	197	156	413	202	105	28	1721	432
Franklin	23	14	15	15	27	7	3	0	104	346
Hancock	40	23	20	15	47	25	18	2	190	479
Kennebec	134	99	61	65	94	35	19	11	518	351
Knox	57	19	23	19	34	25	3	1	181	331
Lincoln	27	20	19	14	30	20	10	1	141	440
Oxford	43	41	22	18	49	34	12	7	226	480
Penobscot	118	89	75	56	121	63	21	18	561	433
Piscataquis	14	5	3	4	10	10	5	1	52	492
Sagadahoc	27	25	24	17	49	22	1	0	165	381
Somerset	76	26	21	21	45	19	6	7	221	379
Waldo	23	17	11	8	22	3	1	1	86	293
Washington	34	16	16	8	28	13	7	0	122	370
York	115	164	109	91	202	114	68	10	873	456
STATE TOTAL	1150	1004	712	593	1400	699	309	89	5,956	420

*Fiscal Year (July 1, 1990 - June 30, 1991)

Includes the disposition of cases filed and refiled.

See "Narrative Summary of Caseload Statistics" for explanation of this table.

MEDICAL MALPRACTICE CLAIMS

TABLE MM-1

Effective January 1, 1986, 24 M.R.S.A. §2851-2859 went into effect. The legislation established mandatory prelitigation screening and mediation panels for claims of professional negligence brought pursuant to §2903 to be administered by the Superior Court, and delineated guidelines for the formation of the panels and the procedures to be followed for the presentation of claims. Data relating to caseload pursuant to this law are presented below. All figures are presented by calendar year.

COURT	Notice of Claim Filed					Panel Hearings Held					Complaints Filed in S.C.*					Total Notices Disposed*				
	1987	1988	1989	1990	Total	1987	1988	1989	1990	Total	1987	1988	1989	1990	Total	1987	1988	1989	1990	Total
Androscoggin	8	5	9	2	24	0	1	3	3	7	2	3	2	2	9	4	4	6	3	17
Aroostook	9	10	5	15	39	0	3	1	1	5	1	3	2	4	10	4	5	6	6	21
Cumberland	19	35	41	27	122	3	4	3	11	21	3	16	4	14	37	12	18	6	29	65
Franklin	0	0	2	1	3	0	0	0	1	1	0	0	0	0	0	0	0	0	1	1
Hancock	4	5	4	4	17	0	0	1	1	2	0	2	0	2	4	0	6	0	2	8
Kennebec	13	10	9	5	37	0	8	1	2	11	0	8	1	5	14	3	12	2	6	23
Knox	2	3	3	6	14	0	2	0	1	3	1	1	1	3	6	0	2	0	5	7
Lincoln	0	0	2	1	3	0	0	0	1	1	0	0	0	0	0	0	0	0	1	1
Oxford	5	7	2	1	15	1	2	0	1	4	1	4	1	0	6	0	6	2	0	8
Penobscot	19	16	9	6	50	0	9	2	0	11	1	12	1	1	15	6	13	15	0	34
Piscataquis	0	2	0	0	2	0	0	0	0	0	0	1	0	0	1	0	0	1	0	1
Sagadahoc	1	2	2	1	6	0	0	0	0	0	1	0	0	1	2	1	2	0	1	4
Somerset	2	6	1	3	12	0	0	2	0	2	1	2	1	1	5	0	3	3	0	6
Waldo	1	3	0	1	5	0	1	0	0	1	0	1	0	1	2	0	4	0	0	4
Washington	2	0	4	2	8	0	0	0	2	2	0	0	1	1	2	0	1	0	4	5
York	13	15	7	5	40	0	0	1	6	7	2	5	1	5	13	4	7	1	10	22
TOTAL	98	119	100	80	397	4	30	14	30	78	13	58	15	40	126	34	83	42	68	227

* The number of complaints filed in Superior Court is included in the total number of Notices Disposed.

CIVIL DEFINITIONS

REFILING:

These are matters which have been previously disposed and which have been brought before the Superior Court for further action. For statistical purposes, such matters are limited to the following circumstances:

1. When a case remanded to the District Court returns to the Superior Court for further action.
2. When a case appealed to the Law Court returns to the Superior Court for further action.
3. When a mistrial occurs and a second trial is required; when a motion for a new trial is granted; or when a case, for any other reason, requires a trial after its original disposition.
4. When a motion for relief from judgment is granted, or a case is reinstated on the docket after judgment has been entered (Rule 60(b)).

TYPE OF CASE:

1. Damages: An action in which claim for relief is based on physical damage to property or reputation. Includes automobile accidents not involving person injury. If a complaint involves damages as well as personal injury issues, it is recorded as a "personal injury" case.
2. Personal Injury: An action in which claim for relief is based on physical or mental injury. Examples include medical malpractice, products liability, automobile accidents involving personal injury, and other cases involving personal injury.
3. Contract: An action in which claim for relief arises out of alleged violation of an agreement. Includes cases referred to as agreements, promissory notes, liens, account annexed, etc.
4. URESAs: An action resulting from non-payment of support by an individual ordered to pay support by a court.
5. Divorce: An action brought in order to dissolve a marriage.
6. Rule 80B/80C Appeal: A complaint brought under Rule 80B (review of governmental actions) or Rule 80C (review of final agency actions) of the Maine Rules of Court.
7. Appeal from Lower Court: Any case appealed from the District Court (small claims, traffic infractions, etc.) or Administrative Court.
8. Real Property Action: Includes such cases as foreclosure, quiet title, boundary disputes and partitions.

9. Equitable Action/Injunctive Relief: Includes such cases as temporary restraining orders and preliminary injunctions (Rule 65) and declaratory judgments (Rule 57).

10. Other: All actions that do not fall in one of the above categories. Examples include, but are not limited to: protection from abuse, foreign deposition, foreign judgment, forfeiture of motor vehicles, minor's settlement.

TYPE OF DISPOSITION:

1. Default Judgment: The justice or clerk of court enters a judgment resulting from the failure of the defendant to take a necessary step under the civil rules.
2. Rule 41(a): A voluntary dismissal of the plaintiff or stipulation of all the parties.
3. Rule 41(b): A dismissal on court order for failure to take significant action in a case for two years.
4. Dismissal: A judicial determination of dismissal after a motion and hearing.
5. Summary Judgment: A judgment rendered on the basis of the pleadings.
6. Final Order: An order entered to dispose of such cases as injunctions, temporary restraining orders, minor's settlement, proforma decrees, or for a case handled by a referee.
7. Divorce Decree: A court decree issued to dissolve a marriage.
8. Appeal Sustained: A judicial decision reversing the judgment entered in the District Court.
9. Appeal Denied: A judicial decision upholding the judgment entered in the District Court.
10. URESAs Order: An order to dispose of a URESAs case.
11. Court Judgment: A judgment entered by a justice in a court (non-jury) trial.
12. Jury Verdict: A disposition rendered by a jury.
13. Directed Verdict: A direction by the justice to the jury to make a specific finding.
14. Multiple Judgments: Cases consolidated for jury or non-jury trial.
15. Change of Venue: Venue changed from one Superior Court to another.
16. Other: A disposition which is not included in any of the above categories (e.g., removals to District Court or to the U.S. District Court, withdrawals, etc.)

**SUPERIOR COURT
CASELOAD STATISTICS**

URESА CASELOAD

SUPERIOR COURT -- URESA FILINGS SUMMARY*

TABLE SC-11

<u>COURT LOCATION</u>	<u>1982</u>	<u>1983</u>	<u>1984</u>	<u>1985</u>	<u>1986</u>	<u>1987</u>	<u>1988</u>	<u>FY'89</u>	<u>FY'90</u>	<u>FY'91</u>	<u>1982- FY'91</u>	<u>FY'90- FY'91</u>
Androscoggin	124	89	118	134	127	53	99	67	38	24	-80.6	-36.8
Aroostook	120	129	113	157	120	86	92	72	48	28	-76.7	-41.7
Cumberland	259	273	222	237	208	148	174	127	95	34	-86.9	-64.2
Franklin	47	30	29	37	45	18	27	22	18	1	-97.9	-94.4
Hancock	71	63	59	62	42	28	42	27	25	4	-94.4	-84.0
Kennebec	114	160	113	147	104	48	84	75	63	15	-86.8	-76.2
Knox	48	58	46	63	22	18	31	25	21	13	-72.9	-38.1
Lincoln	21	26	25	44	19	15	21	18	14	5	-76.2	-64.3
Oxford	76	62	57	92	55	41	50	36	20	7	-90.8	-65.0
Penobscot	204	203	167	213	159	92	135	104	63	23	-88.7	-63.5
Piscataquis	31	29	32	30	12	14	22	20	6	2	-93.5	-66.7
Sagadahoc	40	56	36	39	38	23	38	24	12	10	-75.0	-16.7
Somerset	93	82	64	106	57	37	72	51	28	10	-89.2	-64.3
Waldo	36	51	45	43	45	25	40	29	24	6	-83.3	-75.0
Washington	59	74	62	73	60	41	47	31	23	5	-91.5	-78.3
York	195	180	162	215	190	114	168	114	98	43	-77.9	-56.1
STATE TOTAL	1538	1565	1350	1692	1303	801	1142	842	596	230	-85.0	-61.4

*URESAs: Uniform Reciprocal Enforcement of Support Act.

In mid-1985, the Superior Court transferred the handling of all routine URESA cases to the Department of Human Services. The decrease in caseload by 1987 is largely due to this transfer.

A Department of Human Services representative explained that the large filings increase in 1988 was due to: an increase in their caseload; the hiring of additional staff to enforce collections; and the fact that administrative remedies have been exhausted in many old cases and the Department of Human Services turned to the Superior Court for court orders.

1982-1988: Calendar Year (January 1 - December 31)

FY'89, FY'90, FY'91: Fiscal Year (July 1 - June 30)

SUPERIOR COURT -- URESA DISPOSITIONS SUMMARY*

TABLE SC-12

<u>COURT LOCATION</u>	<u>1982</u>	<u>1983</u>	<u>1984</u>	<u>1985</u>	<u>1986</u>	<u>1987</u>	<u>1988</u>	<u>FY'89</u>	<u>FY'90</u>	<u>FY'91</u>	<u>1982- FY'91</u>	<u>FY'90- FY'91</u>
Androscoggin	102	96	174	58	98	55	73	131	80	19	-81.4	-76.3
Aroostook	127	120	114	149	148	72	101	75	51	13	-89.8	-74.5
Cumberland	295	196	409	213	70	115	101	115	316	60	-79.7	-81.0
Franklin	42	23	25	51	24	14	15	57	13	6	-85.7	-53.8
Hancock	38	85	64	37	37	24	21	28	14	6	-84.2	-57.1
Kennebec	90	108	113	119	93	57	58	43	44	19	-78.9	-56.8
Knox	44	37	72	44	48	30	29	17	31	30	-31.8	-3.2
Lincoln	19	26	23	27	26	35	6	21	11	18	-5.3	63.6
Oxford	63	47	57	85	39	35	35	19	117	28	-55.6	-76.1
Penobscot	194	183	174	255	288	75	83	112	60	66	-66.0	10.0
Piscataquis	24	24	20	17	7	5	6	5	7	2	-91.7	-71.4
Sagadahoc	41	35	73	38	59	12	18	22	17	26	-36.6	52.9
Somerset	78	81	77	60	36	29	15	7	17	4	-94.9	-76.5
Waldo	40	47	51	37	21	34	49	37	41	7	-82.5	-82.9
Washington	64	79	70	58	42	56	20	40	37	48	-25.0	29.7
York	178	149	243	112	99	82	162	149	204	65	-63.5	-68.1
STATE TOTAL	1439	1336	1759	1360	1135	730	792	878	1060	417	-71.0	-60.7

*URESAs: Uniform Reciprocal Enforcement of Support Act.

In mid-1985, the Superior Court transferred the handling of all routine URESA cases to the Department of Human Services. The decrease in caseload by 1987 is largely due to this transfer.

1982-1988: Calendar Year (January 1 - December 31)

FY'89, FY'90, FY'91: Fiscal Year (July 1 - June 30)

SUPERIOR COURT -- URESA PENDING CASELOAD SUMMARY*

TABLE SC-13

COURT LOCATION	1982	1983	1984	1985	1986	1987	1988	FY 1989	FY 1990	FY 1991	% CHG. '82-'91	% CHG. '90-'91
Androscoggin	151	144	88	164	193	191	217	133	91	96.0	-36.4	5.5
Aroostook	23	32	31	39	11	25	16	16	13	28.0	21.7	115.4
Cumberland	382	459	272	296	434	467	540	516	295	269.0	-29.6	-8.8
Franklin	41	48	52	38	59	63	75	35	40	35.0	-14.6	-12.5
Hancock	92	70	65	90	95	99	120	115	125	123.0	33.7	-1.6
Kennebec	191	243	243	271	282	273	299	315	334	330.0	72.8	-1.2
Knox	64	85	59	78	52	40	42	49	39	22.0	-65.6	-43.6
Lincoln	36	36	38	55	48	28	43	35	38	25.0	-30.6	-34.2
Oxford	86	101	101	108	124	130	145	156	59	38.0	-55.8	-35.6
Penobscot	363	383	376	334	205	222	274	246	249	206.0	-43.3	-17.3
Piscataquis	26	31	43	56	61	70	86	92	91	91.0	250.0	0.0
Sagadahoc	71	92	55	56	35	46	66	65	61	45.0	-36.6	-26.2
Somerset	57	58	45	91	112	120	177	190	201	207.0	263.2	3.0
Waldo	37	41	35	41	65	56	47	54	37	36.0	-2.7	-2.7
Washington	66	61	53	68	86	71	98	83	69	26.0	-60.6	-62.3
York	242	273	192	295	386	418	424	355	250	228.0	-5.8	-8.8
STATE TOTAL	1928	2157	1748	2080	2248	2319	2669	2455	1992	1805	-6.4	-9.4

*URESAs: Uniform Reciprocal Enforcement of Support Act.
 1982-1988: Calendar Year (January 1 - December 31); cases pending as of December 31st.
 FY'89, FY90, FY'91: Fiscal Year (July 1 - June 30); cases pending as of June 30th.



**SUPERIOR COURT
CASELOAD STATISTICS**

CRIMINAL CASELOAD

SUPERIOR COURT -- CRIMINAL FILINGS SUMMARY

TABLE SC-14

COURT LOCATION	1982	1983	1984	1985	1986	1987	1988	FY 1989	FY 1990	FY 1991	% CHG. '82-'91	% CHG. '90-'91
Androscoggin	690	667	701	787	782	822	753	805	1,043	842	22.0	-19.3
Aroostook	649	585	407	426	367	434	398	461	609	686	5.7	12.6
Cumberland	1,783	1,874	1,751	2,225	2,302	2,538	2,152	2,376	2,836	2,823	58.3	-0.5
Franklin	423	414	422	526	484	569	564	653	592	451	6.6	-23.8
Hancock	244	230	242	236	221	390	413	390	425	451	84.8	6.1
Kennebec	966	840	777	887	788	696	752	740	857	881	-8.8	2.8
Knox	382	438	587	649	577	502	664	704	718	815	113.4	13.5
Lincoln	272	354	311	355	614	562	428	425	489	397	46.0	-18.8
Oxford	439	341	267	467	424	404	390	340	398	494	12.5	24.1
Penobscot	758	788	712	855	950	1,104	1,172	1,226	1,357	1,329	75.3	-2.1
Piscataquis	152	133	110	127	144	150	155	146	158	122	-19.7	-22.8
Sagadahoc	254	295	297	387	407	369	390	337	560	584	129.9	4.3
Somerset	767	815	804	829	882	937	942	1,058	1,108	739	-3.7	-33.3
Waldo	235	268	245	247	321	265	238	269	286	335	42.6	17.1
Washington	191	320	281	273	269	354	360	363	444	517	170.7	16.4
York	1,072	940	816	1,249	1,589	1,590	1,553	1,625	1,847	1,645	53.5	-10.9
STATE TOTAL	9,277	9,302	8,730	10,525	11,121	11,686	11,324	11,918	13,727	13,111	41.3	-4.5

-Includes cases filed and refiled.

-Cases counted by docket number.

-1982-1988: Calendar Year (January 1 - December 31)

-FY '89, FY'90, FY'91: Fiscal Year (July 1 - June 30)

- Significant Changes of Venue: In 1986, there were 222 criminal cases in which venue was changed to Lincoln from Sagadahoc. In 1987, there were 171 criminal cases in which venue was changed to Lincoln from Sagadahoc.

SUPERIOR COURT -- CRIMINAL DISPOSITIONS SUMMARY

TABLE SC-15

COURT LOCATION	1982	1983	1984	1985	1986	1987	1988	FY 1989	FY 1990	FY 1991	% CHG. '82-'91	% CHG. '90-'91
Androscoggin	562	694	679	729	770	752	714	759	853	808	43.8	-5.3
Aroostook	674	655	490	407	382	318	402	478	470	670	-0.6	42.6
Cumberland	1,589	1,975	1,811	1,918	2,257	2,508	1,917	2,431	2,834	2,490	56.7	-12.1
Franklin	375	444	375	514	564	546	455	537	694	473	26.1	-31.8
Hancock	182	272	180	279	287	248	387	348	408	476	161.5	16.7
Kennebec	808	946	839	799	779	590	706	748	642	765	-5.3	19.2
Knox	331	384	513	594	579	540	525	706	680	699	111.2	2.8
Lincoln	187	237	340	377	588	538	441	453	482	305	63.1	-36.7
Oxford	321	326	326	405	520	398	362	354	262	557	73.5	112.6
Penobscot	768	759	840	718	942	1,064	1,178	1,184	1,220	1,335	73.8	9.4
Piscataquis	147	113	94	175	132	130	177	153	135	149	1.4	10.4
Sagadahoc	203	193	366	349	436	357	388	392	468	504	148.3	7.7
Somerset	709	862	744	763	733	1,028	911	1,009	1,054	897	26.5	-14.9
Waldo	186	215	309	194	334	275	196	264	277	345	85.5	24.5
Washington	147	309	265	283	212	355	384	382	431	508	245.6	17.9
York	966	1,051	960	960	1,278	1,770	1,382	1,560	1,890	1,541	59.5	-18.5
STATE TOTAL	8,155	9,435	9,131	9,464	10,793	11,417	10,525	11,758	12,800	12,522	53.5	-2.2

-Includes the disposition of cases filed and refiled.

-Cases counted by docket number.

-1982-1988: Calendar Year (January 1 - December 31)

-FY '89, FY'90, FY'91: Fiscal Year (July 1 - June 30)

SUPERIOR COURT -- CRIMINAL PENDING CASELOAD SUMMARY

TABLE SC-16

COURT LOCATION	1982	1983	1984	1985	1986	1987	1988	FY '89	FY '90	FY '91	%CHG. '82-'91	%CHG. '90-'91
Androscoggin	500	473	495	553	565	635	674	673	861	895	79.0	3.9
Aroostook	386	316	233	252	237	353	349	324	461	477	23.6	3.5
Cumberland	1,203	1,102	1,042	1,349	1,390	1,420	1,655	1,481	1,474	1,807	50.2	22.6
Franklin	220	190	237	249	169	192	301	265	163	141	-35.9	-13.5
Hancock	209	167	229	188	120	262	288	279	296	271	29.7	-8.4
Kennebec	577	471	409	497	505	611	657	548	764	880	52.5	15.2
Knox	221	275	349	404	402	364	503	439	477	593	168.3	24.3
Lincoln	185	302	273	251	277	301	288	273	280	372	101.1	32.9
Oxford	320	335	276	338	243	249	277	234	368	305	-4.7	-17.1
Penobscot	374	403	275	412	420	460	454	429	564	558	49.2	-1.1
Piscataquis	99	119	135	87	99	119	97	69	92	65	-34.3	-29.3
Sagadahoc	157	259	190	228	199	211	213	173	264	344	119.1	30.3
Somerset	395	348	408	474	623	532	563	599	652	494	25.1	-24.2
Waldo	176	229	165	218	205	195	237	217	226	216	22.7	-4.4
Washington	197	208	224	214	269	268	244	258	271	280	42.1	3.3
York	744	633	489	778	1,088	908	1,079	1,064	1,019	1,123	50.9	10.2
STATE TOTAL	5,963	5,830	5,429	6,490	6,811	7,080	7,879	7,325	8,232	8,821	47.9	7.2

-Includes cases filed and refilled.

-Cases counted by docket number.

-Cases pending as of December 31st., or June 30th.

-1982-1988: Calendar Year (January 1 - December 31)

-FY'89, FY'90, FY'91: Fiscal Year (July 1 - June 30)

SUPERIOR COURT -- CRIMINAL FILINGS AND DISPOSITIONS BY TYPE OF CASE*

TABLE SC-17

STATE TOTAL	FILINGS										DISPOSITIONS									
	1982	1983	1984	1985	1986	1987	1988	FY89	FY90	FY91	1982	1983	1984	1985	1986	1987	1988	FY89	FY90	FY91
Bail Review	222	159	200	273	299	339	464	500	658	536	223	156	201	266	295	343	444	479	632	521
Transfer	4,653	4,671	4,274	5,297	5,619	5,852	5,531	5,598	6,353	6,035	3,802	4,760	4,593	4,763	5,419	5,784	5,258	5,734	5,959	5,743
Appeal (a)	259	161	127	158	166	163	144	130	**199	134	441	219	193	142	170	174	165	144	189	150
Boundover (b)	464	432	253	357	325	214	178	220	273	207	476	475	326	339	321	247	242	231	241	256
Indictment	2,680	2,724	2,696	3,035	2,968	3,211	3,239	3,523	3,922	3,848	2,249	2,722	2,721	2,736	2,937	2,974	2,757	3,318	3,691	3,599
Information	641	704	668	682	794	806	787	877	1,009	1,109	619	710	654	676	785	806	763	867	990	1,079
Juvenile Appeal	23	8	18	10	9	11	7	12	7	4	34	10	14	16	8	15	8	15	2	9
Other	140	128	141	218	364	336	167	172	224	199	152	137	144	140	377	372	165	185	191	188
Refiling-Prob.Rev.	175	278	326	454	543	721	750	833	1,021	993	134	201	265	355	445	676	674	732	856	923
Refiling-New Trial	20	37	27	41	34	33	57	53	61	46	25	45	20	31	43	26	49	53	49	54
TOTAL	9,277	9,302	8,730	10,525	11,121	11,688	11,324	11,918	13,528	13,111	8,155	9,435	9,131	9,464	10,800	11,417	10,525	11,758	12,800	12,522

*Includes cases filed and refiled, counted by docket number.

**In FY'90, 38 appeals involving one defendant were simultaneously filed (in Piscataquis County).

1982 - 1988: Calendar Year (January 1 - December 31).

FY'89, FY'90, FY'91: Fiscal Year (July 1 - June 30).

Types of cases are described at the end of this section.

(a) The decline in the number of appeals was due to the implementation of the "Single Trial Law". Effective January 1, 1982, this law provided that in Class D and E proceedings the defendant may waive his right to jury trial and elect to be tried in the District Court, but that an appeal to the Superior Court following trial and conviction in the District Court may be only on questions of law. If the defendant demands a trial by jury, the case is then transferred to the Superior Court for trial. This new law resulted in an increased number of transfers and a reduced rate of appeal to the Superior Court.

(b) Boundovers from the District Court create a difficult situation with regard to the counting of cases for statistical purposes. When a boundover is filed in the Superior Court, it remains a "boundover" type of case even if an indictment results. When a boundover results in an information being filed, the boundover is dismissed and a new docket number is assigned for the information.

SUPERIOR COURT -- CRIMINAL FILINGS AND DISPOSITIONS BY CLASS OF CHARGE

TABLE SC-18

	FILINGS										DISPOSITIONS										
	1982	1983	1984	1985	1986	1987	1988	FY '89	FY '90	FY'91	1982	1983	1984	1985	1986	1987	1988	FY '89	FY '90	FY'91	
STATE TOTAL																					
A	419	395	520	572	533	511	467	501	540	495	405	421	459	523	542	546	383	477	480	439	
B	1,126	944	902	996	925	911	959	1,191	1,216	1,183	976	1,077	923	853	957	873	791	1,062	1,159	1,031	
C	1,882	1,905	1,765	2,138	2,128	2,211	2,231	2,517	3,030	2,893	1,624	1,907	1,800	1,955	2,094	2,074	1,977	2,327	2,793	2,801	
D	2,009	1,828	1,838	2,390	2,573	2,725	2,467	2,677	2,987	2,904	1,524	1,912	1,915	2,090	2,515	2,705	2,350	2,681	2,871	2,757	
E	891	875	980	959	1,206	1,301	1,098	1,173	1,314	1,465	765	868	991	929	1,157	1,273	1,047	1,165	1,308	1,286	
TITLE 29	2,512	2,777	2,208	2,708	2,983	2,928	2,836	2,625	3,099	2,736	2,411	2,751	2,512	2,468	2,822	2,928	2,741	2,803	2,862	2,761	
OTHER	763	809	780	1,065	1,089	1,352	1,500	1,574	1,980	1,815	699	771	784	888	1,032	1,286	1,417	1,502	1,719	1,724	
TOTAL	9,602	9,533	8,991	10,828	11,437	11,939	11,566	12,258	14,166	13,491	8,404	9,707	9,384	9,706	11,119	11,685	10,706	12,017	13,192	12,799	

NOTES:

- Includes cases filed and refiled.
- Cases counted by defendant.
- 1982-1988: Calendar Year (January 1 - December 31)
- FY '89 - FY'91: Fiscal Year (July 1 - June 30)

CRIMINAL DISPOSITIONS BY TYPE OF CASE - FY'91

TABLE SC-19

TYPE OF CASE	CONVICTED		ACQUITTED		DISMISSED*		OTHER**		TOTAL	
	#	%	#	%	#	%	#	%	#	%
Bail Review (a)	-	-	-	-	16	3.1	505 (a)	96.9	521	100.0
Transfer	3,030	52.8	108	1.9	2,265	39.4	340	5.9	5,743	100.0
Appeal	4	2.7	0	0.0	24	16.0	122	81.3	150	100.0
Boundover	63	24.6	6	2.3	173	67.6	14	5.5	256	100.0
Indictment	3,013	77.8	79	2.0	749	19.3	30	0.8	3,871	100.0
Information	1,035	95.7	1	0.1	37	3.4	9	0.8	1,082	100.0
Juvenile Appeal	0	0.0	0	0.0	0	0.0	9	100.0	9	100.0
Other	27	14.4	0	0.0	35	18.6	126	67.0	188	100.0
Refiling-Prob. Revoc. (b)	1	0.1	0	0.0	95	10.3	829 (b)	89.6	925	100.0
Refiling-New Trial	27	50.0	5	9.3	20	37.0	2	3.7	54	100.0
TOTAL	7,200	56.3	199	1.6	3,414	26.7	1,986	15.5	12,799	100.0

CRIMINAL DISPOSITIONS BY CLASS OF CHARGE - FY'91

CLASS OF CHARGE	CONVICTED		ACQUITTED		DISMISSED*		OTHER		TOTAL	
	#	%	#	%	#	%	#	%	#	%
A	298	67.9	34	7.7	82	18.7	25	5.7	439	100.0
B	761	73.8	18	1.7	232	22.5	20	1.9	1,031	100.0
C	2,107	75.2	34	1.2	605	21.6	55	2.0	2,801	100.0
D	1,464	53.1	45	1.6	1,029	37.3	219	7.9	2,757	100.0
E	719	55.9	11	0.9	468	36.4	88	6.8	1,286	100.0
TITLE 29	1,751	63.4	54	2.0	789	28.6	167	6.0	2,761	100.0
OTHER	100	5.8	3	0.2	209	12.1	1,412	81.9	1,724	100.0
TOTAL	7,200	56.3	199	1.6	3,414	26.7	1,986	15.5	12,799	100.0

-Fiscal Year (July 1 - June 30)

-Includes cases filed and refiled.

-Does not include "no bill" dispositions.

-Cases counted by defendant.

-Percentages may not total 100.0 due to rounding.

-See footnote to Table SC-22 for caveat concerning boundover case statistics.

*Of the 3,414 dismissals, 3,205 were dismissed by D.A.'s, 209 were dismissed by the Court.

**Other dispositions include: Bail Revised/Affirmed, Mistrial, Not Guilty by Reason of Insanity, Probation Revocation, Juvenile Appeal, Filed and Miscellaneous.

(a) Of the 505 bail reviews disposed in the "Other" type of disposition category, 321 were revised, 119 affirmed, and 65 were otherwise disposed.

(b) Of the 829 probation revocation cases included in the "Other" type of disposition category, probation was revoked in 654 cases..

SUPERIOR COURT - CRIMINAL DISPOSITIONS BY TYPE OF DISPOSITION

TABLE SC-20

TYPE OF DISPOSITION	<u>1987</u>		<u>1988</u>		<u>FY'89</u>		<u>FY'90</u>		<u>1991</u>	
	# DIS- POSED	%OF DISPO- SITIONS	# DIS- POSED	%OF DISPO- SITIONS	# DIS- POSED	%OF DISPO- SITIONS	# DIS- POSED	%OF DISPO- SITIONS	# DIS- POSED	%OF DISPO- SITIONS
STATE TOTAL										
District Court Bail Revised	233	2.0	338	3.2	341	2.8	412	3.1	337	2.6
District Court Bail Affirmed	65	0.6	78	0.7	92	0.8	112	0.8	126	1.0
Dismissed by Court	265	2.3	157	1.5	197	1.6	279	2.1	238	1.9
Dismissed by D.A. Rule 48(A)	3,161	27.1	2,717	25.4	3,013	25.1	3,129	23.7	3,176	24.8
Filed Case	141	1.2	149	1.4	201	1.7	194	1.5	132	1.0
Juvenile Appeal Denied	2	0.0	8	0.1	7	0.1	1	0.0	1	0.0
Juvenile Appeal Sustained	1	0.0	1	0.0	2	0.0	3	0.0	6	0.0
Juvenile Appeal, New Sentence	0	0.0	0	0.0	0	0.0	1	0.0	0	0.0
Not Guilty, Reason of Insanity	5	0.0	1	0.0	1	0.0	0	0.0	0	0.0
Probation Revoked	378	3.2	505	4.7	541	4.5	654	5.0	652	5.1
Convicted - Plea	5,814	49.9	5,472	51.1	6,315	52.6	7,034	53.3	6,837	53.4
Convicted - Jury Trial	378	3.2	379	3.5	383	3.2	359	2.7	309	2.4
Convicted - Jury Waived Trial	120	1.0	104	1.0	107	0.9	99	0.8	58	0.4
Acquitted - Jury Trial	160	1.4	144	1.3	163	1.4	166	1.3	175	1.4
Acquitted - Jury Waived Trial	36	0.3	46	0.4	25	0.2	36	0.3	24	0.2
Mistrial	27	0.2	41	0.4	45	0.4	37	0.3	26	0.2
Other	869	7.5	563	5.3	582	4.8	676	5.1	704	5.5
TOTAL	11,655	100.0	10,703	100.0	12,015	100.0	13,192	100.0	12,799	100.0

-1987-1988: Calendar Year (January 1 - December 31)

-FY'89 - FY'91: Fiscal Year (July 1 - June 30)

-Does not include "no bill" dispositions.

-Cases counted by defendant.

-Types of dispositions are defined at the end of this section.

-Includes the disposition of cases filed and cases refiled.

SUPERIOR COURT -- CRIMINAL JURY TRIALS

TABLE SC-21

COUNTY	<u>1982</u>	<u>1982</u>	<u>1983</u>	<u>1983</u>	<u>1984</u>	<u>1984</u>	<u>1985</u>	<u>1985</u>	<u>1986</u>	<u>1986</u>	<u>1987</u>	<u>1987</u>	<u>1988</u>	<u>1988</u>	<u>FY'89</u>	<u>FY'89</u>	<u>FY'90</u>	<u>FY'90</u>	<u>FY'91</u>	<u>FY'91</u>
	No. of Trials	No. of Days	No. of Trials	No. of Days	No. of Trials	No. of Days	No. of Trials	No. of Days	No. of Trials	No. of Days	No. of Trials	No. of Days	No. of Trials	No. of Days	No. of Trials	No. of Days	No. of Trials	No. of Days	No. of Trials	No. of Days
Androscoggin	34	61.5	35	67.0	33	49.5	29	42.5	40	73.0	36	72.0	40	56.0	41	58.0	46	67.5	52	79.0
Aroostook	32	44.0	31	40.0	43	43.5	31	42.5	38	35.5	40	48.0	31	37.0	56	59.5	46	42.0	51	46.0
Cumberland	46	98.0	59	135.5	56	112.5	90	169.5	57	120.0	70	105.0	52	93.5	60	94.5	44	62	49	98.5
Franklin	22	30.5	15	22.0	19	32.5	26	34.0	16	21.5	16	22.0	18	22.0	18	23.5	20	25.5	14	17.5
Hancock	21	35.0	16	23.0	17	34.0	19	26.5	15	21.0	14	26.5	24	49.0	25	39.0	47	88.5	32	55.0
Kennebec	48	73.0	48	68.0	38	71.5	31	50.0	57	91.5	41	72.5	43	63.5	49	55.5	30	33.5	29	52.0
Knox	11	27.0	12	14.5	11	15.0	12	25.5	11	15.5	20	40.5	16	40.0	25	61.5	33	62.5	24	50.0
Lincoln	10	12.0	9	23.5	16	27.5	20	31.0	34	51.0	32	67.0	23	76.5	19	50.5	33	46.0	21	42.0
Oxford	24	30.0	29	38.5	21	52.5	25	34.0	24	38.0	18	24.5	14	17.0	14	19.5	10	16.5	23	51.5
Penobscot	79	124.0	62	93.0	59	94.5	59	70.5	68	122.5	79	106.5	89	102.0	81	98.5	82	163.5	64	95.5
Piscataquis	5	8.5	2	2.0	2	7.0	13	15.5	11	19.5	19	34.0	8	12.0	9	17.5	6	14.5	9	10.5
Sagadahoc	10	15.0	7	16.0	15	24.0	19	26.0	12	18.0	9	15.5	20	37.5	26	52.0	19	34.5	25	54.5
Somerset	20	34.5	23	32.5	16	30.5	32	41.5	22	36.0	28	35.5	39	58.0	37	54.5	24	41.0	38	69.5
Waldo	10	24.5	20	25.0	29	27.0	18	26.0	16	26.5	10	17.5	13	26.0	18	31.0	22	31.5	28	37.5
Washington	30	43.0	26	25.0	18	36.0	24	30.0	18	17.0	31	40.5	17	17.5	25	27.5	24	30.0	19	21.5
York	43	84.5	29	59.5	27	34.0	42	66.5	46	72.0	74	101.5	67	89.5	77	98.5	77	109.0	45	64.0
TOTAL	445	745.0	423	685.0	420	691.5	490	731.5	485	778.5	537	829.0	514	797.0	580	841.0	563	868.0	523	844.5

-Includes cases filed and refiled.

-1982-1988: Calendar Year (January 1 - December 31)

-FY '89, FY'90, FY'91: Fiscal Year (July 1 - June 30)

-One trial may include more than one defendant.

-Due to construction, Sagadahoc held no jury trials from June 1986 through September 1987; most cases were transferred to Lincoln for trial. Androscoggin held no jury trials from May through August 1987.

SUPERIOR COURT - CRIMINAL JURY TRIALS BY TYPE OF CASE

TABLE SC-22

TYPE OF CASE	1987			1988			FY '89			FY '90			FY'91		
	No. of Jury Trials	No. of Jury Trial Days	% of All Jury Trials	No. of Jury Trials	No. of Jury Trial Days	% of All Jury Trials	No. of Jury Trials	No. of Jury Trial Days	% of All Jury Trials	No. of Jury Trials	No. of Jury Trial Days	% of All Jury Trials	No. of Jury Trials	No. of Jury Trial Days	% of All Jury Trials
Transfer	245	278.0	45.6	264	324.0	51.4	289	332.5	49.8	283	315	50.3	261	310.0	49.9
Appeal (a)	0	0.0	0.0	1	0.5	0.2	0	0.0	0.0	0	0.0	0.0	0	0.0	0.0
Boundover (b)	21	49.0	3.9	5	14.5	1.0	11	23.0	1.9	6	9.5	1.1	9	12.5	1.7
Indictment	247	454.0	46.0	227	406.0	44.2	259	437.0	44.7	250	458.5	44.4	230	463.0	44.0
Information	7	16.5	1.3	1	1.0	0.2	3	6.0	0.5	2	5.0	0.4	1	1.0	0.2
Other	12	25.0	2.2	3	10.0	0.6	7	25.0	1.2	12	66.5	2.1	9	25.5	1.7
Refiling-New Trial	5	6.5	0.9	13	41.0	2.5	11	17.5	1.9	10	13.5	1.8	13	32.5	2.5
STATE TOTAL	537	829.0	100.0	514	797.0	100.0	580	841.0	100.0	563	868.0	100.0	523	844.5	100.0

NOTES:

-Includes cases filed and refiled.

-1987-1988: Calendar Year (January 1 - December 31)

-FY '89, FY'90, FY'91: Fiscal Year (July 1 - June 30)

-One trial may include more than one defendant.

(a) The decline in the number of appeals was due to the implementation of the "Single Trial Law". Effective January 1, 1982, this law provided that in Class D and E proceedings, the defendant may waive his right to jury trial and elect to be tried in the District Court, but that an appeal to the Superior Court following trial and conviction in the District Court may be only on questions of law. If the defendant demands a trial by jury, the case is then transferred to the Superior Court for trial. This new law resulted in an increased number of transfers and a reduced rate of appeal to the Superior Court.

(b) The boundovers are cases which were originally filed in the Superior Court as boundovers from the District Court, but which resulted in indictments in the Superior Court. (See Table SC-20).

SUPERIOR COURT - CRIMINAL JURY WAIVED TRIALS

TABLE SC-23

COUNTY	1982	1982	1983	1983	1984	1984	1985	1985	1986	1986	1987	1987	1988	1988	FY '89	FY '89	FY '90	FY '90	FY'91	FY'91
	No. of Trials	No. of Days	No. of Trials	No. of Days	No. of Trials	No. of Days	No. of Trials	No. of Days	No. of Trials	No. of Days	No. of Trials	No. of Days	No. of Trials	No. of Days	No. of Trials	No. of Days	No. of Trials	No. of Days	No. of Trials	No. of Days
Androscoggin	9	5.0	8	5.5	1	0.5	7	5.5	6	6.5	6	4.0	4	3.5	6	4.5	7	5.5	5	3.5
Aroostook	10	6.5	5	2.5	9	5.5	11	6.5	11	6.0	4	2.5	3	2.0	3	2.0	2	1.5	3	1.5
Cumberland	12	15.0	13	15.0	16	16.5	24	22.0	21	13.5	13	9.5	6	6.5	12	9.0	17	14.0	4	3.0
Franklin	6	3.5	7	4.0	2	1.0	4	2.0	0	0.0	2	1.0	6	3.0	5	5.0	5	2.5	4	2.0
Hancock	0	0.0	6	3.0	2	3.5	5	8.5	7	7.5	0	0.0	2	1.5	4	10.5	6	8.0	6	3.0
Kennebec	13	8.5	12	9.5	16	13.0	11	11.5	10	12.5	4	4.0	10	15.5	3	7.0	1	1.0	6	3.5
Knox	6	4.0	6	6.0	6	4.0	3	1.5	8	10.5	11	6.0	8	7.5	10	10.0	6	4.5	3	2.5
Lincoln	3	2.5	0	0.0	6	4.0	14	10.5	14	9.5	8	11.0	9	24.0	7	17.5	9	6.5	2	4.5
Oxford	5	2.5	6	3.5	5	4.0	5	2.5	10	5.5	11	6.0	5	2.5	3	1.5	3	1.5	3	2.0
Penobscot	20	23.5	15	13.5	12	15.0	15	26.5	19	15.0	20	19.5	14	11.0	13	10.5	13	18.0	13	15.0
Piscataquis	0	0.0	2	1.0	0	0.0	2	1.0	2	1.0	9	6.0	8	6.0	2	1.5	0	0.0	1	1.0
Sagadahoc	5	5.0	13	8.5	16	9.0	19	10.0	4	4.0	2	1.0	6	3.5	10	8.5	9	5.0	10	5.0
Somerset	19	10.0	24	12.0	17	9.5	21	13.0	15	11.5	18	19.5	10	20.5	3	2.5	8	5.0	2	1.5
Waldo	3	2.5	8	6.5	6	3.0	4	2.0	6	5.5	1	0.5	0	0.0	1	1.0	1	2.0	1	1.0
Washington	7	3.5	1	0.5	7	3.5	5	3.0	2	1.0	0	0.0	6	5.0	2	1.0	1	0.5	0	0.0
York	9	9.0	7	8.0	21	26.0	12	7.0	10	7.0	17	10.0	15	12.5	18	15.0	12	10.0	0	0.0
TOTAL	127	101.0	133	99.0	142	118.0	162	133.0	145	116.5	126	100.5	112	124.5	102	107.0	100	85.5	63	49.0

-Includes cases filed and refiled.

-1982-1988: Calendar Year (January 1 - December 31)

-FY '89, FY'90, FY'91: Fiscal Year (July 1 - June 30)

-One trial may include more than one defendant.

-Due to construction, Sagadahoc held no trials from June 1986 through September 1987; most cases were transferred to Lincoln for trial.

SUPERIOR COURT - INDICTMENTS*

TABLE SC-24

Average Time To Criminal Jury Trial and Average Time To Criminal Disposition

<u>COURT</u>	<u>AVERAGE NUMBER OF DAYS FROM FIRST APPEARANCE TO JURY TRIAL</u>					<u>AVERAGE NUMBER OF DAYS FROM FIRST APPEARANCE TO DISPOSITION</u>				
	<u>1987</u>	<u>1988</u>	<u>FY'89</u>	<u>FY'90</u>	<u>FY'91</u>	<u>1987</u>	<u>1988</u>	<u>FY'89</u>	<u>FY'90</u>	<u>FY'91</u>
Androscoggin	141	204	210	189	211	150	144	152	150	205
Aroostook	181	271	346	338	337	139	133	163	150	179
Cumberland	184	288	292	73	188	145	179	171	149	127
Franklin	152	245	220	158	119	118	166	164	99	76
Hancock	153	333	240	356	207	114	187	192	203	180
Kennebec	235	220	190	211	364	177	151	137	197	214
Knox	172	260	124	283	277	142	202	210	189	227
Lincoln	130	295	294	149	314	199	175	167	1321	173
Oxford	190	89	110	183	259	140	148	133	163	175
Penobscot	128	116	134	242	194	89	93	68	91	98
Piscataquis	185	346	191	547	246	171	127	203	225	222
Sagadahoc	88	125	152	134	146	120	106	126	79	105
Somerset	121	77	34	49	127	116	60	31	42	58
Waldo	255	178	257	303	214	175	171	182	177	151
Washington	250	117	115	173	273	200	186	167	116	166
York	197	250	232	193	234	167	187	181	165	166
STATE AVERAGE	173	213	212	219	225	144	155	153	146	153

1987-1988: Calendar Year (January 1 - December 31)

FY'89, FY'90, FY'91: Fiscal Year (July 1 - June 30)

Cases counted by defendant.

Cases in which more than 15 days elapsed between the date of capias issuance and the first appearance date are not included.

Also, any case in which more than 999 days has elapsed is recorded only as 999 days.

*The "indictments" category does not include indictments in cases originally filed in Superior Court as boundovers from District Court.

SUPERIOR COURT - TRANSFERS

TABLE SC-25

Average Time To Jury Trial and Average Time To Disposition**AVERAGE NUMBER OF DAYS FROM
FILING TO JURY TRIAL****AVERAGE NUMBER OF DAYS FROM
FILING TO DISPOSITION**

<u>COURT</u>	<u>1987</u>	<u>1988</u>	<u>FY'89</u>	<u>FY'90</u>	<u>FY'91</u>	<u>1987</u>	<u>1988</u>	<u>FY'89</u>	<u>FY'90</u>	<u>FY'91</u>
Androscoggin	274	247	339	104	245	217	194	217	173	202
Aroostook	181	212	313	272	277	127	200	271	183	232
Cumberland	180	171	171	94	132	134	170	148	121	141
Franklin	122	170	165	126	153	101	118	122	111	92
Hancock	143	190	195	265	294	234	146	182	254	185
Kennebec	284	363	326	476	376	191	249	203	239	224
Knox	188	181	212	207	254	168	161	168	182	190
Lincoln	227	369	229	239	264	244	226	191	143	193
Oxford	208	205	155	204	218	127	127	110	153	141
Penobscot	74	105	91	123	196	58	58	56	60	90
Piscataquis	224	195	123	361	256	118	184	125	219	194
Sagadahoc	112	151	132	156	186	95	148	142	123	166
Somerset	200	203	175	230	253	124	103	97	123	122
Waldo	197	222	232	286	227	162	198	207	225	182
Washington	264	178	223	164	173	177	164	159	127	139
York	124	153	185	147	112	128	130	146	153	107
STATE AVERAGE	176	192	203	203	222	137	149	146	141	151

NOTES:

1987-1988: Calendar Year (January 1 - December 31)

FY'89, FY'90, FY'91: Fiscal Year (July 1- June 30)

Cases counted by defendant.

Cases in which more than 15 days elapsed between the date of capias issuance and the first appearance date are not included.

Also, any case in which more than 999 days has elapsed is recorded only as 999 days.

INDICTMENTS*
First Appearance To Disposition

TRANSFERS
Filing To Disposition

	NO. OF	NO. OF	NO. OF	NO. OF	NO. OF	TOTAL	NO. OF	NO. OF	NO. OF	NO. OF	NO. OF	TOTAL
	CASES	CASES	CASES	CASES	CASES		CASES	CASES	CASES	CASES	CASES	
	0-30	31-60	61-90	91-120	121		0-30	31-60	61-90	91-120	121	
	DAYS	DAYS	DAYS	DAYS	AND UP		DAYS	DAYS	DAYS	DAYS	AND UP	
ANDROSCOGGIN	19	33	36	24	229	341	7	19	8	4	117	155
AROOSTOOK	28	20	16	13	82	159	12	21	17	23	206	279
CUMBERLAND	107	63	107	95	237	609	35	87	263	244	379	1008
FRANKLIN	9	43	5	2	16	75	28	61	53	54	75	271
HANCOCK	12	19	12	19	84	146	18	7	18	31	141	215
KENNEBEC	31	13	3	12	100	159	46	29	54	14	250	393
KNOX	7	5	7	8	75	102	17	32	19	16	354	438
LINCOLN	9	1	3	6	28	47	7	14	9	32	103	165
OXFORD	19	18	25	24	110	196	21	80	38	27	117	283
PENOBSCOT	89	106	62	24	107	388	172	153	91	23	139	578
PISCATAQUIS	3	2	0	4	19	28	3	8	12	6	45	74
SAGadahoc	20	3	12	21	29	85	10	6	22	58	207	303
SOMERSET	69	22	4	8	26	129	61	111	110	49	214	545
WALDO	15	15	6	16	42	94	5	10	25	26	104	170
WASHINGTON	9	16	19	25	45	114	17	22	59	48	130	276
YORK	47	21	50	78	288	484	24	56	180	93	95	448
STATE TOTAL	493	400	367	379	1517	3156	483	716	978	748	2676	5601

Cases counted by defendant.

Indictments measured from first appearance date.

Transfers measured from filing date.

Cases in which more than 15 days elapsed between the date of capias issuance and the first appearance date are not included. Also, any case in which more than 999 days has elapsed is recorded only as 999 days.

*The "indictments" category does not include indictments in cases originally filed in Superior Court as boundovers from District Court.

CRIMINAL DEFINITIONS

REFILING:

These are matters which have been previously disposed and which have been brought before the Superior Court for further action. For statistical purposes, such matters are limited to the following circumstances:

1. When a case remanded to the District Court returns to the Superior Court for further action.
2. When a case appealed to the Law Court returns to the Superior Court for further action.
3. When a mistrial occurs and a second trial is required; when a motion for a new trial is granted; or when a case, for any other reason, requires a trial after its original disposition.
4. When a probation revocation is filed.

TYPE OF CASE:

1. Bail Review: Review and hearing of bail set in the District Court by a justice of the Superior Court.
2. Transfer: A criminal matter removed from the District Court to the Superior Court after the defendant has been arraigned and entered a plea of not guilty in the District Court.
3. Appeal: A criminal matter removed from the District Court to the Superior Court after judgment has been entered in the District Court.
4. Boundover: An action filed in the Superior Court after probable cause has been found in the District Court, even if an indictment is filed subsequently.
5. Indictment: An action brought to the Superior Court for determination after the Grand Jury has found that the prosecutor has sufficient evidence to bring the case to trial.
6. Information: An action brought to the Superior Court for trial after the defendant has waived his right to be indicted by the Grand Jury and allows the prosecutor to proceed on a complaint describing the alleged offense.

7. Juvenile Appeal: A juvenile case removed to the Superior Court for review after judgment has been entered in the juvenile court.

8. Other: An action which is not included in any of the above categories, (e.g., motions to suppress in a District Court case, reviews of indigency determination, post-conviction reviews).

9. Refiling-Probation Revocation: A petition to revoke probation.

10. Refiling-New Trial: A previously tried matter requiring retrial.

TYPE OF DISPOSITION:

1. District Court Bail Revised: Bail set by the District Court is changed by a justice of the Superior Court.

2. District Court Bail Affirmed: Bail set by the District Court is maintained at the same level by a justice of the Superior Court.

3. Dismissed By Court: Dismissed by a justice of the Superior Court.

4. Dismissed by D.A. Rule 48(a): Dismissed by the District Attorney.

5. Filed Case: Upon consent of the defendant and District Attorney, the case is terminated without final judgment of guilt or innocence.

6. Juvenile Appeal Dispositions: A Superior Court justice affirms the order of adjudication of a juvenile crime and any other orders, or reverses the juvenile order and remands the matter for further proceedings.

7. Not Guilty, Reason Of Insanity: The judgment reflects a finding of insanity by either the court or a jury.

8. Probation Revoked: A justice finds that probation conditions have been violated and probation is revoked.

9. Convicted: There is a finding of guilty by either the court or a jury.

10. Acquitted: There is a finding of not guilty by either the court or a jury.

11. Mistrial: A justice rules that an erroneous or invalid trial has occurred.

12. Other: A disposition which is not included in any of the above categories (e.g., change of venue).

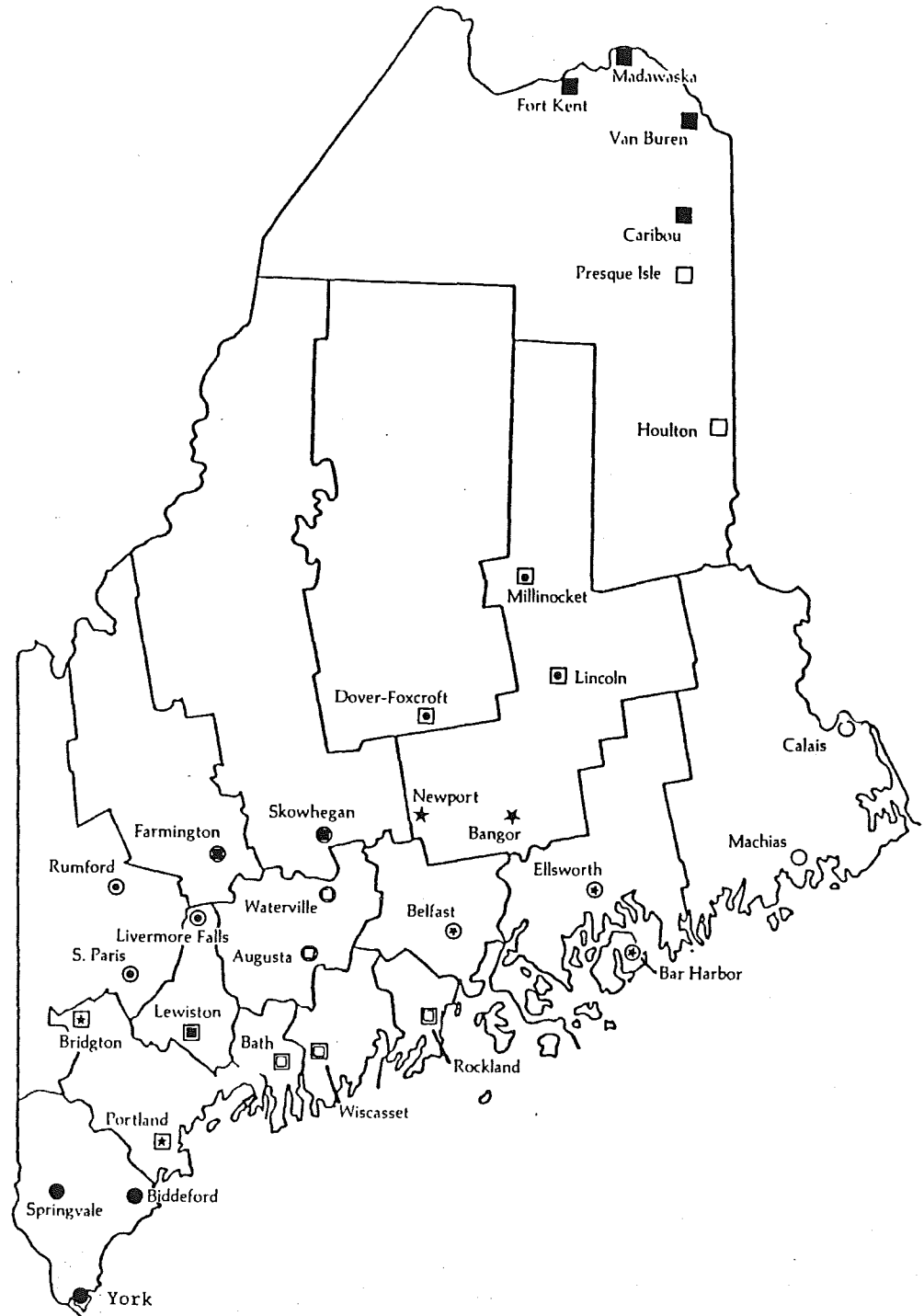
APPENDIX III

DISTRICT COURT

CASELOAD STATISTICS



State of Maine
District Court
Locations



Court Locations

■	District 1	■	District 8
□	" 2	★	" 9
★	" 3	●	" 10
○	" 4	⊙	" 11
⊙★	" 5	⊙●	" 12
⊙■	" 6	⊙■	" 13
⊙●	" 7		

DISTRICT COURT
NARRATIVE SUMMARY OF CASELOAD STATISTICS

The District Court Statistical Reporting System was established in July 1978 to collect information concerning filings, dispositions and various caseload activities by type of case, although the reporting of gross filings and dispositions began in fiscal year 1975. Since 1982, only those statistics relating to filings, dispositions and waivers have been collected. Monthly statistical forms are manually completed by each District Court clerk and submitted to the Administrative Office of the Courts for compilation and analysis on a quarterly and annual basis. Some discrepancies have arisen during the past several years, primarily due to the enormous volume of cases being manually tallied. While the statistics may be less than 100% accurate, they do nevertheless indicate gross trends since 1982. As District Court operations become computerized, a more accurate collection of detailed caseload statistics will be facilitated.

It should be noted that much judge and clerk activity occurs after judgment is entered and the case is reported as disposed which is not reflected in these figures. For instance, many divorce cases may require the processing and hearing of numerous motions which are not reported in the caseload statistics. Similarly, when judgment is entered in a small claims case, a disclosure (money judgment) is often filed, requiring a separate filing fee and considerable judge and clerk time. Since the disclosure is filed under the original small claims case docket number, it is never included as a distinct case in the caseload statistics. Consequently, actual judge and clerk workload is considerably higher than may be indicated simply from the statistical figures.

The following tables present statistics relating to District Court filings and dispositions for 16 case type categories and waivers. Footnotes and case type definitions for these tables appear at the end of this section.

Two tables may need clarification. Table DC-3 (Filings, Excluding

"Civil Violations and Traffic Infractions") was prepared because civil violations and traffic infractions constitute such a significant portion of the District Court's caseload and generally require less than average judge-time and clerk time than other types of cases. It is estimated that about 95% of this case category are traffic infractions. The "waivers" detailed in Table DC-5 are disposed cases in which the defendant waives court appearance in favor of paying a fine. The bulk of these waivers are for civil violations and traffic infraction cases, but some marine resources, and fish and wildlife waivers are also included.

Statistical Analysis

During FY'91, the District Court experienced a slight decrease in caseload, with 2.3% fewer cases being filed than in the previous fiscal year. This decrease reflects a decrease in both the volume of criminal cases (-8.6%) and the volume of civil cases (-15.7%) filed. Small claims filings decreased by 37.6%, (from 29,740 to 18,558), most likely due to a limitation on the number of small claims filings per complainant which was imposed at most District Court locations from January-April, 1991. Also, beginning on May 1st, new service procedures were instituted and it is surmised that this resulted in many defendants settling at the time of service, eliminating the need for complainants to file. Waivers increased from FY'90 levels by 5.3% for a total of 119,837 in FY'91.

DISTRICT COURT - TOTAL FILINGS

TABLE DC-1

		<u>1982</u>	<u>1983</u>	<u>1984</u>	<u>1985</u>	<u>1986</u>	<u>1987</u>	<u>1988</u>	<u>FY'89</u>	<u>FY'90</u>	<u>FY'91</u>	<u>'90-'91</u>
DISTRICT 1:	Caribou	3,577	2,809	2,528	2,626	3,060	3,183	3,627	4,053	3,777	3,861	2.2
	Fort Kent	1,234	1,237	957	1,116	941	932	1,012	932	1,013	1,030	1.7
	Madawaska	1,312	1,295	1,070	1,435	1,490	1,531	1,380	1,331	1,365	1,241	-9.1
	Van Buren	345	301	280	270	390	263	227	274	378	448	18.5
	Sub Total	6,468	5,642	4,835	5,447	5,881	5,909	6,246	6,590	6,533	6,580	.7
DISTRICT 2:	Houlton	4,630	3,795	3,183	3,270	3,639	4,018	4,546	4,517	4,241	4,469	5.4
	Presque Isle	4,591	4,603	4,444	4,138	4,600	5,261	4,873	5,261	6,003	5,876	-2.1
	Sub Total	9,221	8,398	7,627	7,408	8,239	9,279	9,419	9,778	10,244	10,345	1.0
DISTRICT 3:	Bangor	16,123	15,071	15,408	17,896	21,017	22,360	23,500	24,371	24,331	21,408	-12.0
	Newport	3,497	3,988	4,030	4,183	4,655	6,254	6,779	6,924	6,479	6,684	3.2
	Sub Total	19,620	19,059	19,438	22,079	25,672	28,614	30,279	31,295	30,810	28,092	-8.8
DISTRICT 4:	Calais	2,600	3,182	2,905	2,995	3,002	3,113	3,455	4,247	4,479	4,030	-10.0
	Machias	2,683	2,742	2,389	2,464	3,218	3,026	3,063	3,381	3,145	3,205	1.9
	Sub Total	5,283	5,924	5,294	5,459	6,220	6,139	6,518	7,628	7,624	7,235	-5.1
DISTRICT 5:	Bar Harbor	1,442	1,186	1,245	1,587	1,832	1,794	2,188	2,523	2,439	2,380	-2.4
	Belfast (a)	4,244	3,766	3,229	3,916	4,547	5,366	5,311	5,663	5,159	5,133	-.5
	Ellsworth	6,458	6,251	5,620	5,876	6,039	6,722	7,452	7,639	8,472	8,001	-5.6
	Sub Total	12,144	11,203	10,094	11,379	12,418	13,882	14,951	15,825	16,070	15,514	-3.5
DISTRICT 6:	Bath/Brunswick*	14,058	15,282	12,077	12,162	12,073	14,268	16,880	16,196	15,473	16,534	6.9
	Rockland	5,972	5,311	6,252	6,341	6,131	6,699	6,569	6,793	7,271	7,375	1.4
	Wiscasset	4,753	4,536	3,897	4,938	4,428	5,048	4,771	4,583	4,493	4,580	1.9
	Sub Total	24,783	25,129	22,226	23,441	22,632	26,015	28,220	27,572	27,237	28,489	4.6
DISTRICT 7:	Augusta	14,387	13,345	13,454	17,285	18,460	20,330	20,583	19,375	18,230	17,057	-6.4
	Waterville	7,363	8,398	8,237	10,919	11,048	11,148	12,375	12,839	12,471	10,857	-12.9
	Sub Total	21,750	21,743	21,691	28,204	29,508	31,478	32,958	32,214	30,701	27,914	-9.1
DISTRICT 8:	Lewiston	16,850	17,834	17,875	22,961	20,968	23,928	24,291	24,046	23,226	22,521	-3.0
	Sub Total	16,850	17,834	17,875	22,961	20,968	23,928	24,291	24,046	23,226	22,521	-3.0

DISTRICT COURT - TOTAL FILINGS

Table DC-1
(con't.)
% CHG.

	<u>1982</u>	<u>1983</u>	<u>1984</u>	<u>1985</u>	<u>1986</u>	<u>1987</u>	<u>1988</u>	<u>FY'89</u>	<u>FY'90</u>	<u>FY'91</u>	<u>'90-'91</u>
DISTRICT 9: Bridgton	2,871	3,155	2,988	2,579	3,339	4,719	5,765	5,830	6,806	7,213	6.0
Portland	37,361	44,344	41,057	45,141	56,110	58,257	67,714	67,054	63,579	60,101	-5.5
Sub Total	40,232	47,499	44,045	47,720	59,449	62,976	73,479	72,884	70,385	67,314	-4.4
DISTRICT 10: Biddeford	14,625	16,631	18,115	21,415	22,360	25,927	30,382	30,476	24,986	23,493	-6.0
Springvale	6,162	7,675	7,245	8,059	8,980	9,391	10,136	10,245	10,435	11,011	5.5
York	9,191	11,803	13,178	14,918	14,122	14,753	15,989	16,543	17,252	19,370	12.3
Sub Total	29,978	36,109	38,538	44,392	45,462	50,071	56,507	57,264	52,673	53,874	2.3
DISTRICT 11: Livermore Falls	1,638	1,536	1,577	1,518	1,701	2,036	2,405	2,554	2,479	2,220	-10.4
Rumford	3,591	3,258	2,743	3,075	3,467	4,114	3,730	4,149	4,781	4,841	1.3
South Paris	2,983	3,189	2,793	3,513	4,040	4,453	4,633	5,160	4,826	4,540	-5.9
Sub Total	8,212	7,983	7,113	8,106	9,208	10,603	10,768	11,863	12,086	11,601	-4.0
DISTRICT 12: Farmington	4,891	4,440	4,632	4,744	4,290	4,528	5,273	5,762	5,329	5,594	5.0
Skowhegan	7,738	8,304	8,669	8,676	9,176	9,424	10,715	11,234	10,963	11,899	8.5
Sub Total	12,629	12,744	13,301	13,420	13,466	13,952	15,988	16,996	16,292	17,493	7.4
DISTRICT 13: Dover-Foxcroft	3,019	3,061	3,048	3,318	3,463	4,224	4,487	4,287	4,384	3,864	-11.9
Lincoln	3,274	3,168	3,227	3,061	3,085	3,710	4,373	4,326	4,091	4,098	.2
Millinocket	2,008	2,424	2,365	2,474	2,684	3,116	3,073	2,992	2,767	2,842	2.7
Sub Total	8,301	8,653	8,640	8,853	9,232	11,050	11,933	11,605	11,242	10,804	-3.9
TOTAL	215,471	227,920	220,717	248,869	268,355	293,896	321,557	325,560	315,123	307,776	-2.3

*1982 - FY'90 Bath and Brunswick courts were held at separate locations. On July 1, 1990, the courts combined their activities at the Bath location. A new facility, scheduled to open in the spring of 1992, will serve the sixth District Court from a West Bath location.

Footnotes appear at the end of this section.

**DISTRICT COURT - TOTAL FILINGS IN THE
TEN LARGEST COURT LOCATIONS: 1982 - FY'91**

TABLE DC-2

	<u>1982</u>	<u>1983</u>	<u>1984</u>	<u>1985</u>	<u>1986</u>	<u>1987</u>	<u>1988</u>	<u>FY'89</u>	<u>FY'90</u>	<u>FY'91</u>
Portland	37,361	44,344	41,057	45,141	56,110	58,257	67,714	67,054	63,579	60,101
Biddeford	14,625	16,631	18,115	21,415	22,360	25,927	30,382	30,476	24,986	23,493
Lewiston	16,850	17,834	17,875	22,961	20,968	23,928	24,291	24,046	23,226	22,521
Bangor	16,123	15,071	15,408	17,896	21,017	22,360	23,500	24,371	24,331	21,408
York	9,191	11,803	13,178	14,918	14,122	14,753	15,989	16,543	17,252	19,370
Augusta	14,387	13,345	13,454	17,285	18,460	20,330	20,583	19,375	18,230	17,057
Bath/Brunswick	14,058	15,282	12,077	12,162	12,073	14,268	16,880	16,196	15,473	16,534
Skowhegan	7,738	8,304	8,669	8,676	9,176	9,424	10,715	11,234	10,963	11,899
Springvale	6,162	7,675	7,245	8,059	8,980	9,391	10,136	10,245	10,435	11,011
Waterville	7,363	8,398	8,237	10,919	11,048	11,148	12,375	12,839	12,471	10,857
TOTAL	143,858	158,687	155,315	179,432	194,314	209,786	232,565	232,379	220,946	214,251
% of Total District Court Filings	66.8	73.6	70.4	72.1	72.4	71.4	72.3	71.4	70.1	69.6

DISTRICT COURT FILINGS - EXCLUDING "CIVIL VIOLATIONS AND TRAFFIC INFRACTIONS"

TABLE DC-3

	<u>1982</u>	<u>1983</u>	<u>1984</u>	<u>1985</u>	<u>1986</u>	<u>1987</u>	<u>1988</u>	<u>FY'89</u>	<u>FY'90</u>	<u>FY'91</u>	<u>% CHG. '90-'91</u>
DISTRICT 1: Caribou	2,376	1,825	1,641	1,797	2,040	2,174	2,409	2,629	2,409	2,435	1.1
Fort Kent	671	646	447	496	508	461	400	363	508	451	-11.2
Madawaska	859	974	792	968	965	1,044	963	898	1,038	1,021	-1.6
Van Buren	210	157	152	142	218	158	128	122	117	169	44.4
Sub Total	4,116	3,602	3,032	3,403	3,731	3,837	3,900	4,012	4,072	4,076	0.1
DISTRICT 2: Houlton	3,198	2,516	2,108	2,097	2,231	2,509	2,743	2,868	2,843	2,591	-8.9
Presque Isle	3,374	3,294	3,143	3,108	3,128	3,361	3,100	3,271	3,634	3,376	-7.1
Sub Total	6,572	5,810	5,251	5,205	5,359	5,870	5,843	6,139	6,477	5,967	-7.9
DISTRICT 3: Bangor	10,436	10,038	9,823	10,384	10,496	10,978	12,543	13,587	14,156	11,972	-15.4
Newport	1,659	1,814	1,788	1,799	1,949	2,339	2,689	2,689	3,102	2,955	-4.7
Sub Total	12,095	11,852	11,611	12,183	12,445	13,317	15,232	16,276	17,258	14,927	-13.5
DISTRICT 4: Calais	2,002	2,080	2,001	2,030	2,097	2,196	2,068	2,472	2,600	2,301	-11.5
Machias	2,078	2,041	1,878	2,040	2,551	1,880	2,050	2,195	2,043	1,931	-5.5
Sub Total	4,080	4,121	3,879	4,070	4,648	4,076	4,118	4,667	4,643	4,232	-8.9
DISTRICT 5: Bar Harbor	839	762	863	928	1,052	1,157	1,319	1,422	1,435	1,472	2.6
Belfast (a)	2,937	2,700	2,388	2,847	2,993	3,027	3,396	3,655	3,568	3,309	-7.3
Ellsworth	3,959	3,784	3,471	3,837	3,701	3,957	4,385	4,422	4,969	4,905	-1.3
Sub Total	7,735	7,246	6,722	7,612	7,746	8,141	9,100	9,499	9,972	9,686	-2.9
DISTRICT 6: Bath/Brunswick	7,302	7,188	5,780	5,895	6,054	6,808	7,627	7,693	8,280	7,699	-7.0
Rockland	4,325	4,031	4,486	4,378	4,416	4,487	4,407	4,564	4,730	4,251	-10.1
Wiscasset	3,034	2,761	2,432	2,687	2,455	2,785	2,972	3,125	3,085	2,835	-8.1
Sub Total	14,661	13,980	12,698	12,960	12,925	14,080	15,006	15,382	16,095	14,785	-8.1

Footnotes appear at the end of this section.

DISTRICT COURT FILINGS--EXCLUDING "CIVIL VIOLATIONS AND TRAFFIC INFRACTIONS"

TABLE DC-3
(con't.)
% CHG.

	<u>1982</u>	<u>1983</u>	<u>1984</u>	<u>1985</u>	<u>1986</u>	<u>1987</u>	<u>1988</u>	<u>FY'89</u>	<u>FY'90</u>	<u>FY'91</u>	<u>'90-'91</u>
DISTRICT 7: Augusta	7,728	7,752	7,365	8,256	9,448	9,045	10,059	10,334	10,318	9,257	-10.3
Waterville	5,363	5,471	5,387	5,962	5,733	5,980	7,380	7,721	8,019	6,571	-18.1
Sub Total	13,091	13,223	12,752	14,218	15,181	15,025	17,439	18,055	18,337	15,828	-13.7
DISTRICT 8: Lewiston	11,260	10,267	9,290	11,009	10,509	12,433	12,783	13,473	13,569	12,219	-9.9
Sub Total	11,260	10,267	9,290	11,009	10,509	12,433	12,783	13,473	13,569	12,219	-9.9
DISTRICT 9: Bridgton	1,951	1,972	1,837	1,720	2,292	2,553	2,690	2,986	3,614	3,364	-6.9
Portland	21,673	23,526	21,551	23,315	25,119	28,042	29,939	31,167	31,113	24,665	-20.7
Sub Total	23,624	25,498	23,388	25,035	27,411	30,595	32,629	34,153	34,727	28,029	-19.3
DISTRICT 10: Biddeford	8,796	8,986	9,419	11,233	10,892	12,541	13,531	14,002	12,724	10,684	-16.0
Springvale	4,196	4,710	4,663	5,691	6,162	5,819	6,169	6,322	6,721	6,531	-2.8
York	5,986	7,310	7,391	8,125	7,275	6,922	8,744	9,399	9,290	9,661	4.0
Sub Total	18,978	21,006	21,473	25,049	24,329	25,282	28,444	29,723	28,735	26,876	-6.5
DISTRICT 11: Livermore Falls	1,052	920	837	929	1,109	1,263	1,372	1,416	1,433	1,173	-18.1
Rumford	2,636	2,261	2,031	2,340	2,571	2,929	2,508	2,632	3,078	2,647	-14.0
South Paris	2,468	2,646	2,108	2,810	3,102	3,493	3,332	3,802	3,717	3,109	-16.4
Sub Total	6,156	5,827	4,976	6,079	6,782	7,685	7,212	7,850	8,228	6,929	-15.8
DISTRICT 12: Farmington	3,077	2,794	2,919	3,047	2,908	3,016	3,255	3,604	3,437	3,144	-8.5
Skowhegan	5,137	5,588	5,448	5,638	6,192	6,429	7,100	7,492	7,790	7,094	-8.9
Sub Total	8,214	8,382	8,367	8,685	9,100	9,445	10,355	11,096	11,227	10,238	-8.8
DISTRICT 13: Dover-Foxcroft	2,265	2,112	2,013	2,131	2,176	2,491	2,638	2,531	2,762	2,306	-16.5
Lincoln	1,470	1,283	1,291	1,215	1,316	1,637	1,734	1,812	1,775	1,703	-4.1
Millinocket	1,371	1,561	1,559	1,533	1,345	1,600	1,456	1,533	1,791	1,721	-3.9
Sub Total	5,106	4,956	4,863	4,879	4,837	5,728	5,828	5,876	6,328	5,730	-9.5
STATE TOTAL	135,688	135,770	128,302	140,387	145,003	155,514	167,889	176,201	179,668	159,522	-11.2

Footnotes appear at the end of this section.

DISTRICT COURT CASELOAD BY TYPE OF CASE

TABLE DC-4

FILINGS

<u>STATE TOTAL</u>	<u>1982</u>	<u>1983</u>	<u>1984</u>	<u>1985</u>	<u>1986</u>	<u>1987</u>	<u>1988</u>	<u>FY'89</u>	<u>FY'90</u>	<u>FY'91</u>	<u>% CHANGE</u> <u>'90-'91</u>
-General Civil	13,324	12,481	12,263	12,100	12,013	13,567	10,106	10,488	12,293	12,659	3.0
-Forcible Entry	n/a	n/a	n/a	n/a	n/a	n/a	3,022	3,150	2,903	2,521	-13.2
-Land Use	n/a	n/a	n/a	n/a	n/a	n/a	132	158	148	144	-2.7
-Money Judgments	4,705	4,463	3,883	3,801	3,758	3,519	4,245	4,148	4,552	4,663	2.4
-Small Claims	22,174	24,051	22,718	24,880	26,981	25,734	26,012	27,582	29,740	18,558	-37.6
-Protection From Abuse	1,574	2,107	2,556	2,751	3,223	3,566	3,430	3,682	3,978	4,891	23.0
-Divorce	6,992	7,001	7,511	7,370	6,988	7,310	7,377	7,395	7,320	7,207	-1.5
-Protection From Harassment	n/a	n/a	n/a	n/a	n/a	n/a	2,974	3,393	2,217	2,274	2.6
-Other Family Matters	n/a	n/a	n/a	n/a	n/a	n/a	1,360	1,359	1,377	1,305	-5.2
-Protective Custody	n/a	n/a	n/a	n/a	n/a	n/a	554	580	506	557	10.1
-Mental Health	811	712	1,054	1,072	1,068	1,016	1,046	1,000	1,071	934	-12.8
Sub Total	49,580	50,815	49,985	51,974	54,031	54,712	60,258	62,935	66,105	55,713	-15.7
-Juvenile	3,405	3,240	3,065	3,896	3,840	4,224	4,717	5,070	5,082	4,619	-9.1
-Criminal A,B,C	3,338	3,399	3,556	3,960	4,117	4,263	4,936	5,255	5,520	5,522	0.0
-Criminal D,E	27,287	27,017	27,418	32,998	34,096	29,439	30,430	32,030	34,588	36,077	4.3
-Traffic Criminal	52,078	51,291	44,278	47,559	48,917	62,876	67,548	70,911	68,373	57,591	-15.8
Sub Total	86,108	84,947	78,317	88,413	90,970	100,802	107,631	113,266	113,563	103,809	-8.6
-Civil Violations/Traffic Inf.	79,783	92,158	92,415	108,482	123,354	138,382	153,668	149,359	135,455	148,254	9.4
TOTAL	215,471	227,920	220,717	248,869	268,355	293,896	321,557	325,560	315,123	307,776	-2.3

NOTES:

In late September 1987, a law became effective establishing a new "Protection from Harassment" type of case. During the October through December 1987 period, a total of 429 protection from harassment cases were filed and 288 disposed. They are included in the "civil" category in 1987 but are separately reported, beginning in 1988.

Prior to 1988, FORCIBLE ENTRY, LAND USE, PROTECTION FROM HARASSMENT, OTHER FAMILY MATTERS (paternity, emancipation, support of children of unmarried parents), and PROTECTIVE CUSTODY, were included in the GENERAL CIVIL category. As a result, increased numbers of dispositions (perhaps greater than filings listed in these particular cases) may appear in these case types. This is because they are recorded as disposed by their specific type in 1988, but previously recorded as filed under the general civil category in 1987. Similarly, the number of filings and dispositions in the general civil category are lower than in previous years, since many case types previously included are now being recorded in a separate category.

Footnotes and case type definitions appear at the end of this section.

DISTRICT COURT CASELOAD BY TYPE OF CASE

TABLE DC-4
(con't.)
% CHANGE
'90-'91

STATE TOTAL	DISPOSITIONS										
	1982	1983	1984	1985	1986	1987	1988	FY'89	FY'90	FY'91	% CHANGE '90-'91
-General Civil	14,034	12,781	12,829	11,997	11,940	12,461	10,428	9,441	11,056	11,688	5.7
-Forcible Entry	n/a	n/a	n/a	n/a	n/a	n/a	2,702	2,671	2,449	2,212	-9.7
-Land Use	n/a	n/a	n/a	n/a	n/a	n/a	56	92	110	112	1.8
-Money Judgments	4,590	4,365	3,593	3,103	4,165	4,335	4,927	4,195	3,397	3,194	-6.0
-Small Claims	20,694	23,093	20,977	22,616	24,050	24,076	23,908	24,240	27,090	21,770	-19.6
-Protection From Abuse	1,422	1,954	2,064	2,274	2,819	3,202	2,945	3,243	3,498	4,321	23.5
-Divorce	6,751	6,990	6,840	7,243	6,661	7,238	7,253	7,301	6,354	6,873	8.2
-Protection From Harassment	n/a	n/a	n/a	n/a	n/a	n/a	2,464	2,941	2,003	2,053	2.5
-Other Family Matters	n/a	n/a	n/a	n/a	n/a	n/a	764	885	768	842	9.6
-Protective Custody	n/a	n/a	n/a	n/a	n/a	n/a	396	397	392	380	-3.1
-Mental Health	760	722	990	1,030	1,104	947	781	713	1,006	939	-6.7
Sub Total	48,251	49,905	47,293	48,263	50,739	52,259	56,624	56,119	58,123	54,384	-6.4
-Juvenile	3,148	3,325	2,920	3,276	3,392	3,379	4,073	4,453	4,544	3,998	-12.0
-Criminal A,B,C	3,120	3,137	3,113	3,612	3,593	3,866	4,149	4,620	4,786	4,996	4.4
-Criminal D,E	27,646	26,915	24,664	28,128	29,506	25,692	27,279	29,151	33,521	33,210	-0.9
-Traffic Criminal	52,827	51,813	44,071	45,979	47,186	57,647	64,066	67,902	66,772	58,524	-12.4
Sub Total	86,741	85,190	74,768	80,995	83,677	90,584	99,567	106,126	109,623	100,728	-8.1
-Civil Violations/Traffic Inf.	80,261	89,417	91,173	106,395	122,429	134,713	150,300	148,024	137,658	145,147	5.4
TOTAL	215,253	224,512	213,234	235,653	256,845	277,556	306,491	310,269	305,404	300,259	-1.7

NOTES:

In late September 1987, a law became effective establishing a new "Protection from Harassment" type of case. During the October through December 1987 period, a total of 429 protection from harassment cases were filed and 288 disposed. They are included in the "civil" category in 1987 but are separately reported, beginning in 1988.

Prior to 1988, FORCIBLE ENTRY, LAND USE, PROTECTION FROM HARASSMENT, OTHER FAMILY MATTERS (paternity, emancipation, support of children of unmarried parents), and PROTECTIVE CUSTODY, were included in the GENERAL CIVIL category. As a result, increased numbers of dispositions (perhaps greater than filings listed in these particular cases) may appear in these case types. This is because they are recorded as disposed by their specific type in 1988, but previously recorded as filed under the general civil category in 1987. Similarly, the number of filings and dispositions in the general civil category are lower than in previous years, since many case types previously included are now being recorded in a separate category.

Footnotes and case type definitions appear at the end of this section.

DISTRICT I CARIBOU	FILINGS											DISPOSITIONS											TABLE DC-4 (con't.)
	1982	1983	1984	1985	1986	1987	1988	FY'89	FY'90	FY'91	1982	1983	1984	1985	1986	1987	1988	FY'89	FY'90	FY'91			
General Civil	290	228	233	260	223	304	221	263	218	182	320	275	253	277	228	253	266	260	238	214			
Forcible Entry	n/a	n/a	n/a	n/a	n/a	n/a	6	13	32	24	n/a	n/a	n/a	n/a	n/a	4	8	26	24				
Land Use	n/a	n/a	n/a	n/a	n/a	n/a	0	0	1	1	n/a	n/a	n/a	n/a	n/a	0	0	1	1				
Money Judgments	132	120	115	148	105	114	107	146	108	89	139	123	103	137	86	114	88	123	115	98			
Small Claims	463	366	366	404	643	546	648	710	553	503	479	398	342	380	618	539	606	706	598	584			
Protection From Abuse	26	36	31	54	39	60	40	37	42	74	20	26	27	50	59	56	39	46	39	63			
Divorce	196	199	199	165	190	187	189	224	181	198	204	199	193	157	184	187	186	210	183	192			
Protection From Harassment	n/a	n/a	n/a	n/a	n/a	n/a	80	111	58	56	n/a	n/a	n/a	n/a	n/a	78	90	63	67				
Other Family Matters	n/a	n/a	n/a	n/a	n/a	n/a	44	34	38	41	n/a	n/a	n/a	n/a	n/a	30	36	23	49				
Protective Custody	n/a	n/a	n/a	n/a	n/a	n/a	13	15	13	16	n/a	n/a	n/a	n/a	n/a	16	17	16	15				
Mental Health	0	2	0	0	0	0	0	0	0	0	0	0	0	0	0	0	0	0	0	0			
Sub Total	1,107	951	944	1,031	1,200	1,211	1,348	1,553	1,244	1,184	1,162	1,021	918	1,001	1,175	1,149	1,313	1,498	1,302	1,287			
Juvenile	70	58	54	60	59	53	77	76	61	50	63	62	57	52	56	50	70	72	52	62			
Criminal A,B,C	26	28	26	32	52	38	79	63	85	85	32	28	29	29	46	38	67	66	73	76			
Criminal D,E	304	200	183	178	225	350	369	342	433	492	300	213	181	179	234	329	345	316	385	463			
Traffic Criminal	869	588	434	496	504	522	536	595	566	624	867	569	398	485	531	523	525	572	544	625			
Sub Total	1,269	874	897	766	840	963	1,061	1,076	1,165	1,251	1,262	872	665	745	867	938	1,007	1,028	1,054	1,226			
Civil Violations/Traffic Inf.	1,201	984	887	829	1,020	1,009	1,218	1,424	1,368	1,426	1,185	915	833	800	967	989	1,182	1,381	1,347	1,447			
TOTAL	3,577	2,809	2,528	2,826	3,060	3,183	3,627	4,053	3,777	3,861	3,609	2,808	2,416	2,546	3,009	3,076	3,502	3,903	3,703	3,980			
DISTRICT I FORT KENT	FILINGS											DISPOSITIONS											
	1982	1983	1984	1985	1986	1987	1988	FY'89	FY'90	FY'91	1982	1983	1984	1985	1986	1987	1988	FY'89	FY'90	FY'91			
General Civil																							
Forcible Entry																							
Land Use																							
Money Judgments																							
Small Claims																							
Protection From Abuse																							
Divorce																							
Protection From Harassment																							
Other Family Matters																							
Protective Custody																							
Mental Health																							
Sub Total																							
Juvenile	13	10	6	20	15	18	42	25	22	24	12	12	3	13	17	18	21	24	31	21			
Criminal A,B,C	19	14	7	9	15	7	11	7	14	12	18	12	4	9	11	8	10	8	12	14			
Criminal D,E	337	253	170	160	182	174	138	132	222	210	312	250	170	144	183	167	134	120	192	202			
Traffic Criminal	302	369	264	307	296	262	209	199	250	205	300	354	257	308	292	261	160	159	227	203			
Sub Total	671	646	447	496	508	461	400	363	508	451	642	628	434	474	503	454	325	311	462	440			
Civil Violations/Traffic Inf.	563	591	510	620	433	471	612	569	505	579	544	575	486	629	413	469	570	545	490	565			
TOTAL	1,234	1,237	957	1,116	941	932	1,012	932	1,013	1,030	1,186	1,203	920	1,103	916	923	895	856	952	1,005			

CIVIL CASES ARE NOT HANDLED IN FORT KENT

CIVIL CASES ARE NOT HANDLED IN FORT KENT

Footnotes and case type definitions appear at the end of this section.

TABLE DC-4
(con't.)

DISTRICT I MADAWASKA	FILINGS										DISPOSITIONS									
	1982	1983	1984	1985	1986	1987	1988	FY'89	FY'90	FY'91	1982	1983	1984	1985	1986	1987	1988	FY'89	FY'90	FY'91
General Civil	173	149	128	123	166	226	143	164	174	152	114	176	149	142	165	176	179	203	203	199
Forcible Entry	n/a	n/a	n/a	n/a	n/a	n/a	7	9	7	6	n/a	n/a	n/a	n/a	n/a	n/a	8	10	10	5
Land Use	n/a	n/a	n/a	n/a	n/a	n/a	0	0	0	0	n/a	n/a	n/a	n/a	n/a	n/a	0	0	0	0
Money Judgments	91	76	46	62	50	66	73	61	57	71	97	73	86	71	89	75	71	81	48	67
Small Claims	272	306	310	439	419	335	321	317	368	278	254	239	201	349	342	292	261	256	308	375
Protection From Abuse	0	3	4	13	22	20	12	22	20	36	0	3	4	14	23	19	16	17	22	31
Divorce	58	51	53	79	57	75	64	50	66	76	61	64	77	85	52	73	75	81	67	67
Protection From Harassment	n/a	n/a	n/a	n/a	n/a	n/a	18	15	19	33	n/a	n/a	n/a	n/a	n/a	n/a	16	17	19	39
Other Family Matters	n/a	n/a	n/a	n/a	n/a	n/a	25	13	4	11	n/a	n/a	n/a	n/a	n/a	n/a	29	24	10	9
Protective Custody	n/a	n/a	n/a	n/a	n/a	n/a	10	10	17	12	n/a	n/a	n/a	n/a	n/a	n/a	5	7	20	50
Mental Health	0	0	0	0	0	0	0	0	0	0	0	0	0	0	0	0	0	0	0	0
Sub Total	594	585	541	716	714	722	673	661	752	675	526	555	517	661	671	635	660	696	707	842
Juvenile	23	26	27	22	26	22	19	20	31	33	28	25	25	25	26	24	19	17	30	29
Criminal A,B,C	11	13	12	11	4	5	9	17	15	28	11	11	12	11	4	5	7	7	7	12
Criminal D,E	111	140	88	100	144	215	146	115	123	140	111	131	92	100	144	215	121	85	104	155
Traffic Criminal	120	210	124	119	77	80	116	85	117	145	120	202	129	119	77	80	106	79	99	142
Sub Total	265	389	251	252	251	322	290	237	286	346	270	369	258	255	251	324	253	188	240	338
Civil Violations/Traffic Inf.	453	321	278	467	525	487	417	433	327	220	452	318	286	467	525	487	391	406	332	226
TOTAL	1,312	1,295	1,070	1,435	1,490	1,531	1,380	1,331	1,365	1,241	1,248	1,242	1,061	1,383	1,447	1,446	1,304	1,290	1,279	1,406

DISTRICT I VAN BUREN (b)	FILINGS										DISPOSITIONS									
	1982	1983	1984	1985	1986	1987	1988	FY'89	FY'90	FY'91	1982	1983	1984	1985	1986	1987	1988	FY'89	FY'90	FY'91
General Civil																				
Forcible Entry																				
Land Use																				
Money Judgments																				
Small Claims																				
Protection From Abuse																				
Divorce																				
Protection From Harassment																				
Other Family Matters																				
Protective Custody																				
Mental Health																				
Sub Total																				
Juvenile	12	11	7	2	3	18	1	0	0	12	12	11	5	1	1	6	1	0	0	7
Criminal A,B,C	24	51	49	39	58	30	20	3	9	5	40	46	31	30	49	20	12	0	7	7
Criminal D,E	78	47	66	59	98	68	60	52	48	51	68	54	46	51	83	53	33	31	37	52
Traffic Criminal	96	48	30	42	59	42	47	67	60	101	98	58	29	37	54	31	36	59	50	102
Sub Total	210	157	152	142	218	158	128	122	117	169	218	169	111	119	187	110	82	90	94	168
Civil Violations/Traffic Inf.	135	144	128	128	172	105	99	152	261	279	132	165	114	123	172	117	96	135	240	289
TOTAL	345	301	280	270	390	263	227	274	378	448	350	334	225	242	359	227	178	225	334	457

CIVIL CASES ARE NOT HANDLED IN VAN BUREN

CIVIL CASES ARE NOT HANDLED IN VAN BUREN

Footnotes and case type definitions appear at the end of this section.

DISTRICT II HOULTON (e)	FILINGS										DISPOSITIONS										TABLE DC-4 (con't.)
	1982	1983	1984	1985	1986	1987	1988	FY'89	FY'90	FY'91	1982	1983	1984	1985	1986	1987	1988	FY'89	FY'90	FY'91	
General Civil	336	307	274	219	196	247	119	116	155	155	333	267	249	245	240	223	109	108	134	138	
Forcible Entry	n/a	n/a	n/a	n/a	n/a	n/a	20	24	21	30	n/a	n/a	n/a	n/a	n/a	n/a	22	26	21	17	
Land Use	n/a	n/a	n/a	n/a	n/a	n/a	0	2	0	0	n/a	n/a	n/a	n/a	n/a	n/a	0	2	0	0	
Money Judgments	150	173	134	126	73	90	50	51	74	64	93	102	95	90	62	58	39	43	50	33	
Small Claims	416	403	422	519	482	379	558	505	591	301	344	377	389	462	460	346	451	433	536	340	
Protection From Abuse	11	25	17	42	45	42	65	72	64	78	2	14	9	19	28	38	57	65	58	64	
Divorce	103	95	95	103	107	121	108	118	94	80	98	101	87	93	89	87	91	111	111	75	
Protection From Harassment	n/a	n/a	n/a	n/a	n/a	n/a	63	77	29	24	n/a	n/a	n/a	n/a	n/a	n/a	61	80	23	25	
Other Family Matters	n/a	n/a	n/a	n/a	n/a	n/a	36	28	28	40	n/a	n/a	n/a	n/a	n/a	n/a	25	33	20	35	
Protective Custody	n/a	n/a	n/a	n/a	n/a	n/a	17	32	21	17	n/a	n/a	n/a	n/a	n/a	5	7	26	10		
Mental Health	0	0	0	0	0	0	0	0	0	0	0	0	0	0	0	0	0	0	0	0	
Sub Total	1,018	1,003	942	1,009	903	879	1,036	1,025	1,077	787	870	861	829	909	879	752	860	906	979	737	
Juvenile	84	58	32	41	62	43	40	35	68	76	90	41	33	33	55	40	40	30	47	78	
Criminal A,B,C	66	48	54	52	47	43	47	57	82	96	55	48	44	55	44	31	51	57	74	99	
Criminal D,E	531	443	501	404	359	371	417	469	527	527	415	455	460	433	340	344	367	439	498	531	
Traffic Criminal	1,501	964	579	591	860	1,173	1,203	1,282	1,089	1,105	1,476	1,134	599	568	651	1,119	1,144	1,284	992	1,094	
Sub Total	2,182	1,513	1,166	1,088	1,328	1,630	1,707	1,843	1,766	1,804	2,036	1,678	1,136	1,087	1,290	1,534	1,822	1,790	1,809	1,802	
Civil Violations/Traffic Inf.	1,432	1,279	1,075	1,173	1,408	1,509	1,803	1,849	1,398	1,878	1,474	1,329	1,093	1,207	1,307	1,498	1,809	1,894	1,348	1,911	
TOTAL	4,630	3,795	3,183	3,270	3,639	4,018	4,546	4,517	4,241	4,469	4,380	3,868	3,058	3,203	3,476	3,784	4,291	4,390	3,936	4,450	

DISTRICT II PRESQUE ISLE	FILINGS										DISPOSITIONS									
	1982	1983	1984	1985	1986	1987	1988	FY'89	FY'90	FY'91	1982	1983	1984	1985	1986	1987	1988	FY'89	FY'90	FY'91
General Civil	753	646	594	486	473	632	393	458	370	343	718	660	628	551	458	444	455	383	393	299
Forcible Entry	n/a	n/a	n/a	n/a	n/a	n/a	55	45	71	55	n/a	n/a	n/a	n/a	n/a	n/a	42	36	56	49
Land Use	n/a	n/a	n/a	n/a	n/a	n/a	3	2	1	2	n/a	n/a	n/a	n/a	n/a	n/a	2	2	1	0
Money Judgments	358	370	293	286	212	214	264	199	234	136	351	371	289	282	162	205	249	205	226	143
Small Claims	333	404	494	455	659	705	539	542	780	356	258	321	398	403	535	806	452	404	558	405
Protection From Abuse	25	24	39	37	57	69	46	32	68	56	22	24	32	38	57	58	40	32	65	46
Divorce	148	157	172	152	167	135	142	124	179	143	131	164	130	137	134	129	124	138	129	131
Protection From Harassment	n/a	n/a	n/a	n/a	n/a	n/a	77	86	50	42	n/a	n/a	n/a	n/a	n/a	n/a	71	66	58	40
Other Family Matters	n/a	n/a	n/a	n/a	n/a	n/a	47	42	36	44	n/a	n/a	n/a	n/a	n/a	n/a	24	29	30	37
Protective Custody	n/a	n/a	n/a	n/a	n/a	n/a	13	14	16	25	n/a	n/a	n/a	n/a	n/a	16	6	13	7	
Mental Health	0	0	0	0	0	0	0	7	2	9	0	0	0	0	0	0	0	0	2	7
Sub Total	1,617	1,601	1,692	1,416	1,568	1,755	1,579	1,551	1,807	1,211	1,480	1,540	1,477	1,411	1,366	1,442	1,475	1,303	1,531	1,164
Juvenile	70	58	11	54	59	80	65	63	99	118	62	57	37	33	41	60	51	50	67	104
Criminal A,B,C	60	70	64	91	75	86	70	79	102	96	59	64	55	58	64	74	61	72	86	90
Criminal D,E	616	605	512	462	509	539	500	572	576	804	622	586	525	442	461	498	463	508	518	749
Traffic Criminal	1,011	960	964	1,085	917	901	886	1,006	1,050	1,147	965	974	859	971	841	833	837	934	1,016	1,117
Sub Total	1,757	1,693	1,551	1,692	1,560	1,606	1,521	1,720	1,827	2,165	1,708	1,681	1,476	1,504	1,407	1,465	1,412	1,564	1,667	2,060
Civil Violations/Traffic Inf.	1,217	1,309	1,301	1,030	1,472	1,900	1,773	1,990	2,369	2,500	1,222	1,336	1,314	1,009	1,483	1,857	1,704	1,924	2,316	2,507
TOTAL	4,591	4,603	4,444	4,138	4,600	5,261	4,873	5,261	6,003	5,876	4,410	4,557	4,267	3,924	4,256	4,764	4,591	4,791	5,534	5,731

Footnotes and case type definitions appear at the end of this section.

DISTRICT III <u>BANGOR</u>	FILINGS										DISPOSITIONS									
	1982	1983	1984	1985	1986	1987	1988	FY'89	FY'90	FY'91	1982	1983	1984	1985	1986	1987	1988	FY'89	FY'90	FY'91
General Civil	1,222	1,253	1,152	1,269	1,159	1,192	859	887	1,011	1,206	1,344	1,158	1,074	961	1,052	1,212	733	766	1,043	1,409
Forcible Entry	n/a	n/a	n/a	n/a	n/a	n/a	306	300	284	268	n/a	n/a	n/a	n/a	n/a	n/a	300	301	274	255
Land Use	n/a	n/a	n/a	n/a	n/a	n/a	18	15	24	17	n/a	n/a	n/a	n/a	n/a	n/a	18	14	25	20
Money Judgments	334	311	251	260	298	298	305	318	351	339	346	235	233	237	288	207	143	231	405	373
Small Claims	2,022	1,608	1,814	1,896	2,071	1,928	2,154	2,311	2,537	1,617	1,982	1,850	1,492	1,808	1,825	2,033	2,192	2,194	2,535	1,992
Protection From Abuse	206	221	253	291	377	402	332	361	354	371	204	203	228	241	303	294	202	233	318	307
Divorce	607	648	622	636	536	582	606	633	607	684	560	648	539	750	540	540	485	561	555	544
Protection From Harassment	n/a	n/a	n/a	n/a	n/a	n/a	295	322	205	247	n/a	n/a	n/a	n/a	n/a	n/a	178	193	188	223
Other Family Matters	n/a	n/a	n/a	n/a	n/a	n/a	106	104	127	89	n/a	n/a	n/a	n/a	n/a	n/a	62	87	78	77
Protective Custody	n/a	n/a	n/a	n/a	n/a	n/a	65	83	70	61	n/a	n/a	n/a	n/a	n/a	n/a	50	70	57	69
Mental Health	222	277	326	364	286	266	286	324	311	279	217	295	293	326	260	226	113	160	267	283
Sub Total	4,613	4,318	4,418	4,716	4,727	4,668	5,332	5,658	5,881	5,158	4,653	4,389	3,859	4,323	4,268	4,512	4,496	4,810	5,745	5,552
Juvenile	330	294	272	347	354	300	366	357	370	278	307	296	264	344	287	301	284	333	423	256
Criminal A,B,C	266	248	303	362	337	286	333	321	378	358	264	299	263	320	291	286	323	311	362	351
Criminal D,E	2,388	2,600	2,533	2,698	2,831	1,740	1,934	2,198	2,437	2,630	2,256	2,514	2,463	2,685	2,592	1,663	1,909	2,086	2,435	2,499
Traffic Criminal	2,839	2,578	2,297	2,261	2,247	3,984	4,578	5,053	5,090	3,548	2,868	2,526	2,261	2,207	2,008	3,795	4,466	4,833	4,965	3,617
Sub Total	5,823	5,720	5,405	5,668	5,769	6,310	7,211	7,929	8,275	6,814	5,695	5,635	5,251	5,556	5,158	6,045	6,982	7,563	8,185	8,723
Civil Violations/Traffic Inf.	5,687	5,033	5,585	7,512	10,521	11,382	10,957	10,784	10,175	9,436	5,734	5,093	5,599	7,571	10,184	11,133	10,889	10,573	9,920	9,652
TOTAL	16,123	15,071	15,408	17,896	21,017	22,360	23,500	24,371	24,331	21,408	16,082	15,117	14,709	17,450	19,610	21,690	22,367	22,946	23,850	21,927

DISTRICT III <u>NEWPORT</u>	FILINGS										DISPOSITIONS									
	1982	1983	1984	1985	1986	1987	1988	FY'89	FY'90	FY'91	1982	1983	1984	1985	1986	1987	1988	FY'89	FY'90	FY'91
General Civil	120	119	132	146	153	177	147	163	167	207	126	133	153	157	172	177	172	181	193	212
Forcible Entry	n/a	n/a	n/a	n/a	n/a	n/a	38	41	38	37	n/a	n/a	n/a	n/a	n/a	n/a	33	33	36	29
Land Use	n/a	n/a	n/a	n/a	n/a	n/a	1	4	8	5	n/a	n/a	n/a	n/a	n/a	n/a	1	3	14	5
Money Judgments	59	46	33	60	57	52	52	56	87	65	60	49	36	64	62	55	58	61	99	91
Small Claims	279	489	383	434	452	352	501	529	510	241	264	477	291	416	426	336	460	472	496	237
Protection From Abuse	32	47	57	52	49	54	48	63	67	64	29	47	51	51	41	52	40	46	60	58
Divorce	139	145	138	156	133	147	129	137	138	150	128	153	131	155	139	177	134	151	140	188
Protection From Harassment	n/a	n/a	n/a	n/a	n/a	n/a	48	58	42	37	n/a	n/a	n/a	n/a	n/a	n/a	43	55	34	34
Other Family Matters	n/a	n/a	n/a	n/a	n/a	n/a	30	30	17	15	n/a	n/a	n/a	n/a	n/a	n/a	15	21	12	12
Protective Custody	n/a	n/a	n/a	n/a	n/a	n/a	10	9	16	15	n/a	n/a	n/a	n/a	n/a	n/a	14	9	16	12
Mental Health	0	0	0	0	0	1	0	0	0	0	0	0	0	0	0	1	0	0	0	0
Sub Total	629	846	743	848	844	783	1,004	1,090	1,090	836	607	859	662	843	840	798	970	1,032	1,100	878
Juvenile	46	57	60	49	36	78	69	88	115	105	37	51	60	44	24	58	66	63	72	86
Criminal A,B,C	40	57	67	70	54	64	52	55	77	53	44	50	68	76	45	62	50	51	69	49
Criminal D,E	421	296	403	287	368	398	419	382	433	529	420	275	379	287	355	384	391	356	442	484
Traffic Criminal	523	558	515	545	647	1,016	1,145	1,094	1,367	1,432	536	551	496	548	618	937	1,109	1,025	1,419	1,437
Sub Total	1,030	968	1,045	951	1,105	1,556	1,665	1,599	2,012	2,119	1,037	927	1,003	955	1,042	1,441	1,616	1,495	2,002	2,056
Civil Violations/Traffic Inf.	1,836	2,174	2,242	2,384	2,706	3,915	4,090	4,235	3,377	3,729	1,673	2,051	2,171	2,309	2,591	3,641	4,166	4,066	3,472	3,638
TOTAL	3,497	3,988	4,030	4,183	4,655	6,254	6,779	6,924	6,479	6,684	3,317	3,637	3,836	4,107	4,473	5,880	6,752	6,593	6,574	6,572

Footnotes and case type definitions appear at the end of this section.

TABLE DC-4

(con't.)

DISTRICT IV CALAIS	FILINGS										DISPOSITIONS									
	1982	1983	1984	1985	1986	1987	1988	FY'89	FY'90	FY'91	1982	1983	1984	1985	1986	1987	1988	FY'89	FY'90	FY'91
General Civil	203	197	159	129	174	134	112	126	140	164	223	175	172	159	181	150	143	140	144	154
Forcible Entry	n/a	n/a	n/a	n/a	n/a	n/a	10	12	13	12	n/a	n/a	n/a	n/a	n/a	n/a	6	8	13	12
Land Use	n/a	n/a	n/a	n/a	n/a	n/a	2	0	0	1	n/a	n/a	n/a	n/a	n/a	n/a	2	0	0	0
Money Judgments	89	89	51	20	33	41	52	47	49	41	119	103	98	61	62	61	74	56	58	53
Small Claims	320	571	507	485	475	566	504	515	611	371	318	630	536	473	475	490	496	425	595	292
Protection From Abuse	6	15	36	26	40	31	48	48	37	49	5	19	35	23	39	31	33	37	39	48
Divorce	95	87	112	108	99	88	88	64	89	79	104	101	114	117	101	101	100	89	62	90
Protection From Harassment	n/a	n/a	n/a	n/a	n/a	n/a	7	19	31	22	n/a	n/a	n/a	n/a	n/a	n/a	7	15	28	13
Other Family Matters	n/a	n/a	n/a	n/a	n/a	n/a	33	28	18	16	n/a	n/a	n/a	n/a	n/a	n/a	6	18	24	10
Protective Custody	n/a	n/a	n/a	n/a	n/a	n/a	10	7	12	9	n/a	n/a	n/a	n/a	n/a	n/a	13	17	8	8
Mental Health	0	0	0	0	0	0	0	0	0	0	0	0	0	0	0	0	0	0	0	0
Sub Total	713	959	865	768	821	859	866	864	1,000	764	769	1,028	953	833	858	833	880	805	971	680
Juvenile	48	32	78	86	104	96	50	115	79	37	40	53	72	70	104	72	61	101	77	22
Criminal A,B,C	37	23	49	46	42	52	35	53	60	64	43	26	49	51	43	53	29	39	63	52
Criminal D,E	551	465	524	557	524	639	428	537	608	578	530	535	492	536	519	455	513	545	573	499
Traffic Criminal	653	601	485	573	604	650	689	903	853	858	618	640	499	604	605	599	673	831	819	679
Sub Total	1,289	1,121	1,136	1,262	1,274	1,337	1,202	1,608	1,600	1,537	1,229	1,254	1,112	1,261	1,271	1,179	1,276	1,516	1,532	1,252
Civil Violations/Traffic Inf.	598	1,102	904	965	907	917	1,387	1,775	1,879	1,729	594	995	847	954	876	835	1,364	1,718	1,959	1,656
TOTAL	2,600	3,182	2,905	2,995	3,002	3,113	3,455	4,247	4,479	4,030	2,592	3,277	2,912	3,048	3,005	2,847	3,520	4,039	4,462	3,588

DISTRICT IV MACHIAS	FILINGS										DISPOSITIONS									
	1982	1983	1984	1985	1986	1987	1988	FY'89	FY'90	FY'91	1982	1983	1984	1985	1986	1987	1988	FY'89	FY'90	FY'91
General Civil	117	123	95	89	79	69	130	136	104	122	132	128	85	161	62	119	108	151	103	136
Forcible Entry	n/a	n/a	n/a	n/a	n/a	n/a	7	11	13	5	n/a	n/a	n/a	n/a	n/a	n/a	3	6	7	1
Land Use	n/a	n/a	n/a	n/a	n/a	n/a	2	0	0	2	n/a	n/a	n/a	n/a	n/a	n/a	2	1	0	0
Money Judgments	35	35	26	24	33	20	32	41	42	61	5	11	5	3	6	5	4	12	46	64
Small Claims	398	362	422	559	705	373	339	440	461	216	310	329	371	511	501	378	301	375	408	252
Protection From Abuse	22	23	30	20	51	42	58	55	54	78	21	26	34	15	47	25	45	46	50	75
Divorce	93	104	122	111	113	124	155	131	106	99	100	116	98	137	87	131	134	148	99	95
Protection From Harassment	n/a	n/a	n/a	n/a	n/a	n/a	38	40	22	20	n/a	n/a	n/a	n/a	n/a	n/a	28	35	19	21
Other Family Matters	n/a	n/a	n/a	n/a	n/a	n/a	27	27	16	8	n/a	n/a	n/a	n/a	n/a	n/a	7	8	10	4
Protective Custody	n/a	n/a	n/a	n/a	n/a	n/a	13	11	8	12	n/a	n/a	n/a	n/a	n/a	n/a	0	0	4	0
Mental Health	0	0	2	1	0	1	0	1	0	0	0	0	1	0	0	2	0	1	0	0
Sub Total	665	647	697	804	981	629	797	893	826	623	568	610	594	827	703	660	632	783	745	648
Juvenile	38	34	19	19	125	30	130	136	37	71	19	27	21	18	81	43	37	133	23	39
Criminal A,B,C	39	42	43	46	42	35	40	39	72	79	46	39	49	38	46	34	44	41	65	68
Criminal D,E	661	670	671	682	717	544	485	494	520	571	685	710	657	631	740	499	467	470	496	523
Traffic Criminal	675	648	448	489	686	642	598	633	588	587	675	683	426	486	641	597	586	607	557	556
Sub Total	1,413	1,394	1,181	1,236	1,570	1,251	1,253	1,302	1,217	1,308	1,425	1,459	1,153	1,173	1,508	1,173	1,134	1,251	1,141	1,166
Civil Violations/Traffic Inf.	805	701	511	424	667	1,146	1,013	1,186	1,102	1,274	836	706	510	425	620	1,119	1,032	1,182	1,109	1,213
TOTAL	2,683	2,742	2,389	2,464	3,218	3,026	3,063	3,381	3,145	3,205	2,629	2,775	2,257	2,425	2,831	2,952	2,798	3,216	2,995	3,047

Footnotes and case type definitions appear at the end of this section.

DISTRICT V

BAR HARBOR

FILINGS

	1982	1983	1984	1985	1986	1987	1988	FY'89	FY'90	FY'91
General Civil	115	67	85	102	82	80	57	52	93	96
Forcible Entry	n/a	n/a	n/a	n/a	n/a	n/a	11	12	7	5
Land Use	n/a	n/a	n/a	n/a	n/a	n/a	2	2	2	1
Money Judgments	20	13	18	12	19	13	37	26	38	42
Small Claims	174	178	124	163	270	255	252	263	262	151
Protection From Abuse	19	5	20	7	13	18	18	17	33	50
Divorce	62	55	86	79	50	68	67	71	69	58
Protection From Harassment	n/a	n/a	n/a	n/a	n/a	n/a	7	9	26	19
Other Family Matters	n/a	n/a	n/a	n/a	n/a	n/a	10	14	13	13
Protective Custody	n/a	n/a	n/a	n/a	n/a	n/a	3	4	7	10
Mental Health	0	0	0	0	0	0	0	0	2	1
Sub Total	390	318	313	363	414	434	464	470	552	446
Juvenile	30	29	21	19	25	50	15	23	16	28
Criminal A,B,C	15	21	19	15	11	28	24	25	28	47
Criminal D,E	319	281	260	343	250	241	283	307	300	408
Traffic Criminal	85	113	250	188	352	404	533	597	539	543
Sub Total	449	444	550	565	638	723	855	952	883	1,026
Civil Violations/Traffic Inf.	603	424	382	659	760	637	889	1,101	1,004	908
TOTAL	1,442	1,166	1,245	1,587	1,832	1,794	2,186	2,523	2,439	2,380

DISTRICT V

BELFAST (n)

FILINGS

	1982	1983	1984	1985	1986	1987	1988	FY'89	FY'90	FY'91
General Civil	228	186	188	138	161	243	150	161	208	225
Forcible Entry	n/a	n/a	n/a	n/a	n/a	n/a	35	34	33	37
Land Use	n/a	n/a	n/a	n/a	n/a	n/a	2	0	2	10
Money Judgments	66	69	62	44	37	52	59	66	115	122
Small Claims	466	652	492	557	855	811	783	754	854	491
Protection From Abuse	17	28	43	43	88	81	102	97	91	151
Divorce	172	167	194	161	171	185	203	226	193	197
Protection From Harassment	n/a	n/a	n/a	n/a	n/a	n/a	127	143	74	69
Other Family Matters	n/a	n/a	n/a	n/a	n/a	n/a	28	49	34	39
Protective Custody	n/a	n/a	n/a	n/a	n/a	n/a	15	16	9	9
Mental Health	0	0	0	0	0	0	0	0	0	0
Sub Total	941	1,102	979	943	1,292	1,372	1,504	1,548	1,613	1,350
Juvenile	95	30	101	117	105	85	86	86	121	197
Criminal A,B,C	78	47	47	61	50	43	87	96	116	131
Criminal D,E	745	649	573	642	499	580	726	785	743	658
Traffic Criminal	1,078	872	688	1,094	1,047	967	991	1,136	975	975
Sub Total	1,996	1,598	1,409	1,804	1,701	1,655	1,892	2,107	1,955	1,959
Civil Violations/Traffic Inf.	1,307	1,066	841	1,069	1,554	2,339	1,915	2,006	1,591	1,824
TOTAL	4,244	3,766	3,229	3,916	4,547	5,366	5,311	5,663	5,159	5,133

TABLE DC-4

(con't.)

DISPOSITIONS

	1982	1983	1984	1985	1986	1987	1988	FY'89	FY'90	FY'91
General Civil	104	52	86	118	20	54	21	10	22	55
Forcible Entry	n/a	n/a	n/a	n/a	n/a	n/a	4	4	3	3
Land Use	n/a	n/a	n/a	n/a	n/a	n/a	0	0	0	1
Money Judgments	46	11	11	6	8	14	22	10	9	63
Small Claims	191	190	104	150	138	235	202	241	195	128
Protection From Abuse	12	4	14	3	9	6	12	16	11	22
Divorce	79	52	68	56	36	48	58	58	59	36
Protection From Harassment	n/a	n/a	n/a	n/a	n/a	n/a	4	6	8	7
Other Family Matters	n/a	n/a	n/a	n/a	n/a	n/a	0	2	0	7
Protective Custody	n/a	n/a	n/a	n/a	n/a	n/a	3	3	0	6
Mental Health	0	0	0	0	0	0	0	0	0	0
Sub Total	432	309	283	333	211	357	326	350	307	328
Juvenile	25	27	21	12	16	35	12	12	4	22
Criminal A,B,C	18	15	22	12	7	27	15	15	32	42
Criminal D,E	305	305	260	308	239	172	257	286	280	393
Traffic Criminal	83	135	222	179	274	342	574	606	528	519
Sub Total	431	482	525	509	536	576	858	919	844	976
Civil Violations/Traffic Inf.	615	459	355	639	677	593	898	1,124	1,055	947
TOTAL	1,478	1,250	1,163	1,481	1,424	1,526	2,082	2,393	2,206	2,249

DISPOSITIONS

	1982	1983	1984	1985	1986	1987	1988	FY'89	FY'90	FY'91
General Civil	175	76	126	114	121	212	196	179	183	215
Forcible Entry	n/a	n/a	n/a	n/a	n/a	n/a	31	28	35	43
Land Use	n/a	n/a	n/a	n/a	n/a	n/a	2	0	0	5
Money Judgments	59	52	35	41	20	54	48	48	76	78
Small Claims	391	534	465	469	699	629	730	626	750	502
Protection From Abuse	15	16	24	29	51	71	78	89	70	123
Divorce	126	104	173	125	159	166	198	210	180	200
Protection From Harassment	n/a	n/a	n/a	n/a	n/a	n/a	61	89	51	49
Other Family Matters	n/a	n/a	n/a	n/a	n/a	n/a	10	17	25	28
Protective Custody	n/a	n/a	n/a	n/a	n/a	n/a	10	6	7	3
Mental Health	0	0	0	0	0	0	0	0	0	0
Sub Total	766	782	823	798	1,050	1,132	1,366	1,294	1,377	1,244
Juvenile	69	63	71	131	106	73	73	68	117	168
Criminal A,B,C	81	44	38	52	60	56	62	97	95	113
Criminal D,E	658	639	584	585	552	534	685	786	755	730
Traffic Criminal	1,054	852	656	1,037	879	697	956	1,135	1,035	993
Sub Total	1,862	1,598	1,349	1,805	1,599	1,560	1,776	2,088	2,002	2,004
Civil Violations/Traffic Inf.	1,279	1,082	736	1,046	1,339	2,332	1,943	2,208	1,779	1,944
TOTAL	3,907	3,462	2,908	3,651	3,968	5,024	5,085	5,590	5,158	5,192

Footnotes and case type definitions appear at the end of this section.

DISTRICT V <u>ELLSWORTH</u>	FILINGS										DISPOSITIONS										TABLE DC-4 (con't.)
	1982	1983	1984	1985	1986	1987	1988	FY'89	FY'90	FY'91	1982	1983	1984	1985	1986	1987	1988	FY'89	FY'90	FY'91	
General Civil	285	232	264	265	247	334	318	289	412	474	296	224	278	272	122	141	114	177	94	134	
Forcible Entry	n/a	n/a	n/a	n/a	n/a	n/a	27	29	38	24	n/a	n/a	n/a	n/a	n/a	n/a	9	10	7	6	
Land Use	n/a	n/a	n/a	n/a	n/a	n/a	7	10	30	9	n/a	n/a	n/a	n/a	n/a	n/a	0	0	5	3	
Money Judgments	74	61	77	73	91	88	87	97	87	189	149	111	80	79	69	51	36	57	67	48	
Small Claims	747	770	631	891	778	767	759	740	893	529	725	722	601	717	714	759	587	540	602	426	
Protection From Abuse	34	54	62	50	83	82	79	77	96	127	27	49	59	48	37	31	51	56	84	31	
Divorce	222	238	223	219	201	192	206	207	236	206	219	213	219	207	183	153	209	174	195	169	
Protection From Harassment	n/a	n/a	n/a	n/a	n/a	n/a	42	40	64	37	n/a	n/a	n/a	n/a	n/a	n/a	20	20	61	6	
Other Family Matters	n/a	n/a	n/a	n/a	n/a	n/a	52	54	53	15	n/a	n/a	n/a	n/a	n/a	n/a	16	18	21	15	
Protective Custody	n/a	n/a	n/a	n/a	n/a	n/a	19	28	34	37	n/a	n/a	n/a	n/a	n/a	n/a	0	1	4	7	
Mental Health	0	0	0	0	0	0	1	0	2	2	0	0	0	0	0	0	1	0	0	1	
Sub Total	1,362	1,355	1,257	1,498	1,400	1,463	1,597	1,571	1,745	1,629	1,416	1,319	1,237	1,323	1,125	1,135	1,043	1,051	1,120	844	
Juvenile	88	114	68	119	116	51	69	98	78	71	79	98	96	106	88	57	58	98	69	50	
Criminal A,B,C	73	63	97	75	84	108	106	111	127	137	77	54	79	65	81	106	97	110	112	129	
Criminal D,E	1,001	884	850	967	967	899	932	870	989	1,194	954	709	726	897	1,002	850	863	849	908	1,131	
Traffic Criminal	1,435	1,368	1,199	1,178	1,134	1,436	1,681	1,772	2,030	1,874	1,441	1,379	1,247	1,128	1,135	1,170	1,658	1,797	1,815	1,889	
Sub Total	2,597	2,429	2,214	2,339	2,301	2,494	2,788	2,851	3,224	3,276	2,551	2,240	2,148	2,196	2,306	2,163	2,674	2,854	2,902	3,199	
Civil Violations/Traffic Inf.	2,499	2,467	2,149	2,039	2,338	2,765	3,067	3,217	3,503	3,096	3,232	2,512	2,213	2,087	2,131	2,694	3,171	3,285	3,323	3,282	
TOTAL	6,458	6,251	5,620	5,876	6,039	6,722	7,452	7,639	8,472	8,001	7,199	6,071	5,598	5,608	5,562	6,012	6,888	7,190	7,345	7,325	
DISTRICT VI <u>BATH/BRUNSWICK (d)</u>	FILINGS										DISPOSITIONS										TABLE DC-4 (con't.)
	1982	1983	1984	1985	1986	1987	1988	1989	FY'90	FY'91	1982	1983	1984	1985	1986	1987	1988	1989	FY'90	FY'91	
General Civil	583	510	519	482	481	518	442	470	537	433	607	641	486	405	527	598	448	444	447	408	
Forcible Entry	n/a	n/a	n/a	n/a	n/a	n/a	118	120	120	97	n/a	n/a	n/a	n/a	n/a	n/a	100	110	121	86	
Land Use	n/a	n/a	n/a	n/a	n/a	n/a	3	3	3	2	n/a	n/a	n/a	n/a	n/a	n/a	2	1	1	3	
Money Judgments	176	213	148	147	162	141	183	159	191	210	121	143	92	85	116	108	131	105	160	130	
Small Claims	1,048	1,026	919	968	940	815	950	1,162	1,265	714	942	935	901	978	913	901	866	990	1,216	908	
Protection From Abuse	67	74	92	121	136	170	192	207	228	239	41	48	67	76	124	160	173	192	213	226	
Divorce	414	403	413	371	472	418	398	427	448	464	385	389	370	434	393	389	396	456	399	411	
Protection From Harassment	n/a	n/a	n/a	n/a	n/a	n/a	170	177	100	160	n/a	n/a	n/a	n/a	n/a	n/a	133	159	88	161	
Other Family Matters	n/a	n/a	n/a	n/a	n/a	n/a	58	65	51	68	n/a	n/a	n/a	n/a	n/a	n/a	29	36	39	46	
Protective Custody	n/a	n/a	n/a	n/a	n/a	n/a	23	24	4	13	n/a	n/a	n/a	n/a	n/a	n/a	9	16	10	0	
Mental Health	1	0	0	2	5	1	0	0	0	0	1	0	0	1	1	2	0	0	0	0	
Sub Total	2,289	2,226	2,091	2,091	2,196	2,063	2,515	2,814	2,967	2,400	2,097	2,156	1,916	1,979	2,074	2,158	2,287	2,509	2,694	2,379	
Juvenile	202	130	106	135	160	152	231	179	166	140	184	113	97	121	120	162	206	189	115	141	
Criminal A,B,C	191	140	135	221	203	136	272	247	264	282	129	110	136	191	232	127	240	224	248	199	
Criminal D,E	1,095	942	871	1,223	1,045	1,096	1,163	1,152	1,709	2,095	1,065	929	932	1,101	940	978	1,065	1,073	1,521	1,770	
Traffic Criminal	3,525	3,750	2,577	2,225	2,442	3,361	3,446	3,301	3,174	2,782	2,915	3,347	2,407	1,826	1,813	2,785	3,328	3,161	3,076	2,386	
Sub Total	5,013	4,962	3,689	3,804	3,858	4,745	5,112	4,879	5,313	5,299	4,293	4,499	3,652	3,239	3,105	4,052	4,839	4,647	4,960	4,496	
Civil Violations/Traffic Inf.	6,756	8,094	6,297	6,267	6,019	7,460	9,253	8,503	7,193	8,835	6,931	7,765	6,429	5,963	5,973	7,034	9,165	8,490	7,113	7,969	
TOTAL	14,058	15,282	12,077	12,162	12,073	14,260	16,880	16,196	15,473	16,534	13,321	14,420	11,997	11,181	11,152	13,244	16,291	15,646	14,767	14,844	

Footnotes and case type definitions appear at the end of this section.

TABLE DC-4
(con't.)

DISTRICT VI ROCKLAND	FILINGS										DISPOSITIONS									
	1982	1983	1984	1985	1986	1987	1988	FY'89	FY'90	FY'91	1982	1983	1984	1985	1986	1987	1988	FY'89	FY'90	FY'91
General Civil	362	364	339	365	323	403	258	240	291	365	345	417	327	330	325	298	215	196	201	386
Forcible Entry	n/a	n/a	n/a	n/a	n/a	n/a	58	82	69	54	n/a	n/a	n/a	n/a	n/a	n/a	46	82	52	44
Land Use	n/a	n/a	n/a	n/a	n/a	n/a	10	4	1	2	n/a	n/a	n/a	n/a	n/a	n/a	2	9	0	1
Money Judgments	205	185	135	151	98	107	106	118	111	140	140	127	94	83	76	56	61	68	49	67
Small Claims	1,310	1,161	1,112	1,135	1,299	1,063	1,035	1,127	1,027	637	1,186	1,526	1,237	985	1,058	959	945	1,013	1,002	717
Protection From Abuse	22	38	64	81	90	90	123	124	140	161	14	32	50	67	77	93	110	109	110	134
Divorce	227	257	257	221	225	273	276	270	251	225	200	254	250	234	214	233	271	269	207	268
Protection From Harassment	n/a	n/a	n/a	n/a	n/a	n/a	6	6	8	29	n/a	n/a	n/a	n/a	n/a	n/a	2	4	4	22
Other Family Matters	n/a	n/a	n/a	n/a	n/a	n/a	48	55	37	51	n/a	n/a	n/a	n/a	n/a	n/a	26	26	25	21
Protective Custody	n/a	n/a	n/a	n/a	n/a	n/a	15	6	13	10	n/a	n/a	n/a	n/a	n/a	n/a	9	9	2	5
Mental Health	0	0	0	0	0	0	0	0	0	0	0	0	0	0	0	0	0	0	0	0
Sub Total	2,126	2,005	1,907	1,953	2,035	1,936	1,935	2,032	1,948	1,674	1,885	2,356	1,958	1,699	1,750	1,639	1,687	1,765	1,652	1,665
Juvenile	106	116	104	108	173	133	106	142	158	159	111	118	97	102	167	114	116	114	135	145
Criminal A,B,C	109	91	96	112	83	88	97	105	97	149	79	118	102	90	84	84	94	99	100	127
Criminal D,E	731	598	677	838	977	840	900	943	1,035	1,063	660	579	641	780	895	783	876	896	980	1,063
Traffic Criminal	1,253	1,221	1,702	1,367	1,168	1,490	1,369	1,342	1,492	1,206	1,171	1,204	1,660	1,286	1,096	1,452	1,298	1,392	1,439	1,268
Sub Total	2,199	2,026	2,579	2,425	2,381	2,551	2,472	2,532	2,782	2,577	2,021	2,019	2,500	2,258	2,222	2,433	2,384	2,501	2,654	2,603
Civil Violations/Traffic Inf.	1,647	1,280	1,766	1,963	1,715	2,212	2,162	2,229	2,541	3,124	1,638	1,281	1,609	1,927	1,706	2,184	2,108	2,220	2,499	3,172
TOTAL	5,972	5,311	6,252	6,341	6,131	6,699	6,569	6,793	7,271	7,375	5,544	5,656	6,067	5,884	5,678	6,256	6,179	6,486	6,805	7,440

DISTRICT VI WISCASSET	FILINGS										DISPOSITIONS									
	1982	1983	1984	1985	1986	1987	1988	FY'89	FY'90	FY'91	1982	1983	1984	1985	1986	1987	1988	FY'89	FY'90	FY'91
General Civil	202	210	206	193	156	218	247	293	388	438	179	226	162	146	128	138	230	217	290	320
Forcible Entry	n/a	n/a	n/a	n/a	n/a	n/a	29	26	25	19	n/a	n/a	n/a	n/a	n/a	n/a	22	23	17	20
Land Use	n/a	n/a	n/a	n/a	n/a	n/a	5	3	2	1	n/a	n/a	n/a	n/a	n/a	n/a	2	3	2	2
Money Judgments	70	75	56	59	48	48	59	84	118	130	85	65	58	52	45	22	50	70	92	81
Small Claims	775	519	462	568	465	434	554	553	605	279	673	475	409	434	370	370	445	446	532	273
Protection From Abuse	31	28	36	33	46	45	67	75	39	57	28	23	31	27	45	31	52	58	34	47
Divorce	160	158	161	161	158	192	181	177	177	185	139	135	128	126	142	163	152	158	148	183
Protection From Harassment	n/a	n/a	n/a	n/a	n/a	n/a	8	18	13	1	n/a	n/a	n/a	n/a	n/a	n/a	6	9	9	2
Other Family Matters	n/a	n/a	n/a	n/a	n/a	n/a	47	41	20	18	n/a	n/a	n/a	n/a	n/a	n/a	26	33	16	12
Protective Custody	n/a	n/a	n/a	n/a	n/a	n/a	1	2	8	2	n/a	n/a	n/a	n/a	n/a	n/a	6	1	6	3
Mental Health	3	0	0	0	0	0	0	0	0	0	2	0	0	0	0	0	0	0	0	0
Sub Total	1,241	990	921	1,014	873	937	1,198	1,272	1,395	1,130	1,106	924	788	785	730	724	991	1,018	1,146	943
Juvenile	54	77	56	135	75	107	73	140	41	51	19	77	35	87	96	89	70	75	99	50
Criminal A,B,C	113	111	74	52	66	96	116	129	107	204	96	115	72	77	68	75	110	135	120	146
Criminal D,E	685	614	626	604	550	525	600	633	684	671	562	569	588	601	514	486	676	719	774	713
Traffic Criminal	941	969	755	882	891	1,120	985	951	858	779	837	941	777	737	793	1,004	1,050	1,092	955	799
Sub Total	1,793	1,771	1,511	1,673	1,582	1,848	1,774	1,853	1,690	1,705	1,514	1,702	1,472	1,502	1,471	1,654	1,906	2,021	1,948	1,708
Civil Violations/Traffic Inf.	1,719	1,775	1,465	2,251	1,973	2,263	1,799	1,458	1,408	1,745	1,489	1,693	1,472	2,215	1,924	2,149	1,913	1,766	1,680	1,882
TOTAL	4,753	4,636	3,897	4,938	4,428	5,048	4,771	4,583	4,493	4,580	4,109	4,319	3,732	4,502	4,125	4,527	4,810	4,805	4,774	4,533

Footnotes and case type definitions appear at the end of this section.

DISTRICT VII AUGUSTA	FILINGS									
	1982	1983	1984	1985	1986	1987	1988	FY'89	FY'90	FY'91
General Civil	884	782	733	697	723	759	510	517	677	719
Forcible Entry	n/a	n/a	n/a	n/a	n/a	n/a	176	207	139	134
Land Use	n/a	n/a	n/a	n/a	n/a	n/a	5	14	7	9
Money Judgments	380	330	360	285	278	182	191	164	192	276
Small Claims	1,274	1,430	1,387	1,443	1,870	1,522	1,805	1,952	1,912	1,004
Protection From Abuse	128	174	228	206	201	191	228	225	199	247
Divorce	444	462	464	440	423	402	461	451	440	444
Protection From Harassment	n/a	n/a	n/a	n/a	n/a	n/a	262	250	73	50
Other Family Matters	n/a	n/a	n/a	n/a	n/a	n/a	65	55	79	93
Protective Custody	n/a	n/a	n/a	n/a	n/a	n/a	21	23	22	29
Mental Health	350	246	475	487	509	491	512	458	438	385
Sub Total	3,480	3,424	3,647	3,558	4,004	3,547	4,236	4,316	4,178	3,390
Juvenile	132	211	239	211	245	221	242	315	268	357
Criminal A,B,C	158	184	211	224	287	270	337	354	353	354
Criminal D,E	1,807	1,905	1,281	2,193	2,726	1,706	1,868	1,856	2,030	2,316
Traffic Criminal	2,173	2,028	1,967	2,070	2,186	3,301	3,576	3,493	3,489	2,840
Sub Total	4,268	4,328	3,718	4,698	5,444	5,498	5,823	6,018	6,140	5,867
Civil Violations/Traffic Inf.	6,659	5,593	6,089	9,029	9,012	11,285	10,524	9,041	7,912	7,800
TOTAL	14,387	13,345	13,454	17,285	18,480	20,330	20,583	19,375	18,230	17,057

DISTRICT VII WATERVILLE	FILINGS									
	1982	1983	1984	1985	1986	1987	1988	FY'89	FY'90	FY'91
General Civil	442	413	381	417	342	420	314	315	414	457
Forcible Entry	n/a	n/a	n/a	n/a	n/a	n/a	65	76	110	80
Land Use	n/a	n/a	n/a	n/a	n/a	n/a	4	4	1	3
Money Judgments	182	128	128	140	127	90	150	105	185	203
Small Claims	1,057	1,262	1,018	1,193	1,067	1,256	1,265	1,396	1,711	1,025
Protection From Abuse	64	118	110	130	155	161	194	201	194	220
Divorce	246	257	283	272	264	241	266	284	246	255
Protection From Harassment	n/a	n/a	n/a	n/a	n/a	n/a	138	146	71	37
Other Family Matters	n/a	n/a	n/a	n/a	n/a	n/a	55	36	64	68
Protective Custody	n/a	n/a	n/a	n/a	n/a	n/a	12	15	10	6
Mental Health	0	0	0	0	0	0	0	0	0	0
Sub Total	1,991	2,178	1,920	2,152	1,955	2,168	2,483	2,578	3,006	2,354
Juvenile	241	181	173	198	232	266	383	422	349	265
Criminal A,B,C	121	158	183	226	249	162	170	184	243	259
Criminal D,E	1,390	1,574	2,118	2,675	2,550	1,704	1,568	1,590	1,580	1,738
Traffic Criminal	1,620	1,380	993	711	747	1,680	2,776	2,947	2,841	1,955
Sub Total	3,372	3,293	3,467	3,810	3,778	3,812	4,897	5,143	5,013	4,217
Civil Violations/Traffic Inf.	2,000	2,927	2,850	4,957	5,315	5,168	4,995	5,118	4,462	4,286
TOTAL	7,363	8,398	8,237	10,919	11,048	11,148	12,375	12,839	12,471	10,857

											DISPOSITIONS										TABLE DC-4 (con't.)
1982	1983	1984	1985	1986	1987	1988	FY'89	FY'90	FY'91	1982	1983	1984	1985	1986	1987	1988	FY'89	FY'90	FY'91		
973	804	741	668	698	731	743	687	573	810	n/a	n/a	n/a	n/a	n/a	n/a	168	188	112	139		
n/a	n/a	n/a	n/a	n/a	n/a	n/a	n/a	n/a	n/a	n/a	n/a	n/a	n/a	n/a	n/a	2	5	4	10		
327	321	387	296	273	206	208	185	136	228	1,502	1,500	1,600	1,371	1,166	1,357	1,632	1,799	1,563	1,995		
129	171	193	190	217	191	246	226	189	248	129	171	193	190	217	191	246	226	189	248		
422	474	472	441	391	395	475	514	407	515	n/a	n/a	n/a	n/a	n/a	n/a	254	261	71	49		
n/a	n/a	n/a	n/a	n/a	n/a	n/a	n/a	n/a	n/a	n/a	n/a	n/a	n/a	n/a	n/a	25	40	83	59		
n/a	n/a	n/a	n/a	n/a	n/a	n/a	n/a	n/a	n/a	n/a	n/a	n/a	n/a	n/a	n/a	20	12	18	11		
317	222	445	483	573	516	436	376	445	408	3,670	3,492	3,838	3,449	3,318	3,398	4,207	4,293	3,581	4,472		
186	229	255	210	211	224	218	276	267	297	162	153	209	202	221	214	239	265	264	323		
1,150	1,414	1,540	1,930	1,870	1,303	1,352	1,615	1,926	2,078	1,318	1,785	1,655	2,548	2,669	2,872	3,209	3,413	3,298	2,771		
2,816	3,581	3,659	4,890	4,971	4,613	5,018	5,569	5,755	5,469	7,267	6,220	5,986	9,564	10,875	11,531	10,117	9,032	7,669	7,459		
13,753	13,293	13,483	17,903	19,164	19,540	19,342	18,894	17,005	17,400												

											DISPOSITIONS									
1982	1983	1984	1985	1986	1987	1988	FY'89	FY'90	FY'91	1982	1983	1984	1985	1986	1987	1988	FY'89	FY'90	FY'91	
688	306	374	338	402	351	501	330	328	522	n/a	n/a	n/a	n/a	n/a	n/a	57	75	107	84	
n/a	n/a	n/a	n/a	n/a	n/a	n/a	n/a	n/a	n/a	n/a	n/a	n/a	n/a	n/a	n/a	1	2	4	6	
235	170	109	103	101	70	288	294	415	189	933	1,130	1,044	1,066	1,016	1,315	1,125	1,237	1,562	1,440	
42	112	116	101	129	157	187	185	185	214	239	217	241	234	340	232	265	337	240	278	
n/a	n/a	n/a	n/a	n/a	n/a	n/a	n/a	n/a	n/a	n/a	n/a	n/a	n/a	n/a	n/a	135	160	81	36	
n/a	n/a	n/a	n/a	n/a	n/a	n/a	n/a	n/a	n/a	n/a	n/a	n/a	n/a	n/a	n/a	38	46	39	65	
n/a	n/a	n/a	n/a	n/a	n/a	n/a	n/a	n/a	n/a	n/a	n/a	n/a	n/a	n/a	n/a	4	10	15	6	
0	0	0	0	0	0	0	0	0	0	2,117	1,935	1,884	1,842	1,988	2,125	2,601	2,676	2,976	2,840	
150	247	128	168	210	190	307	348	338	240	98	155	177	144	266	128	130	109	157	202	
1,223	1,595	1,624	2,062	2,383	1,704	1,475	1,286	1,425	1,464	1,177	1,186	1,021	841	608	1,782	2,801	2,630	2,652	2,014	
2,848	3,183	2,950	3,215	3,467	3,804	4,713	4,373	4,572	3,920	1,850	2,896	3,315	4,328	5,291	5,284	4,902	4,908	4,514	4,280	
6,615	8,014	8,149	9,385	10,746	11,193	12,216	11,957	12,062	11,040											

Footnotes and case type definitions appear at the end of this section.

TABLE DC-4
(con't.)

DISTRICT VIII LEWISTON	FILINGS										DISPOSITIONS									
	1982	1983	1984	1985	1986	1987	1988	FY'89	FY'90	FY'91	1982	1983	1984	1985	1986	1987	1988	FY'89	FY'90	FY'91
General Civil	1,414	1,356	1,402	1,278	1,279	1,412	898	861	992	1,011	1,350	1,220	1,202	1,362	1,046	1,170	771	760	705	881
Forcible Entry	n/a	n/a	n/a	n/a	n/a	n/a	596	592	478	354	n/a	n/a	n/a	n/a	n/a	n/a	539	559	414	316
Land Use	n/a	n/a	n/a	n/a	n/a	n/a	13	17	20	9	n/a	n/a	n/a	n/a	n/a	n/a	4	9	11	12
Money Judgments	414	406	365	322	328	268	380	333	339	372	343	335	327	133	315	214	275	216	264	328
Small Claims	1,205	1,214	1,250	1,473	1,544	1,592	1,627	1,654	1,757	1,141	1,185	1,277	1,041	1,493	1,385	1,358	1,442	1,448	1,652	1,208
Protection From Abuse	249	357	424	478	487	504	366	420	554	677	248	276	333	406	458	504	378	412	557	648
Divorce	626	584	663	616	570	687	679	687	632	595	658	687	759	724	787	731	911	717	590	462
Protection From Harassment	n/a	n/a	n/a	n/a	n/a	n/a	546	584	309	298	n/a	n/a	n/a	n/a	n/a	n/a	537	587	312	307
Other Family Matters	n/a	n/a	n/a	n/a	n/a	n/a	132	132	101	167	n/a	n/a	n/a	n/a	n/a	n/a	130	125	83	78
Protective Custody	n/a	n/a	n/a	n/a	n/a	n/a	50	54	22	39	n/a	n/a	n/a	n/a	n/a	n/a	62	62	30	17
Mental Health	0	0	0	0	0	0	0	0	0	0	0	0	0	0	0	0	0	0	0	0
Sub Total	3,908	3,917	4,104	4,167	4,188	4,443	5,287	5,334	5,204	4,663	3,782	3,795	3,662	4,118	3,991	3,977	5,049	4,895	4,598	4,257
Juvenile	263	280	252	337	271	306	292	387	347	314	273	396	282	291	271	176	199	276	447	297
Criminal A,B,C	268	270	278	332	336	395	360	412	463	362	291	213	192	365	241	341	315	316	447	384
Criminal D,E	2,004	2,226	2,032	2,860	2,951	2,508	2,300	2,622	2,899	2,821	1,855	1,929	1,926	2,047	2,797	2,252	1,972	2,235	4,081	2,648
Traffic Criminal	4,819	3,574	2,624	3,313	2,763	4,781	4,544	4,718	4,656	4,059	4,874	3,567	2,533	2,838	2,949	4,040	4,409	4,440	5,193	4,420
Sub Total	7,352	6,350	5,186	6,842	6,321	7,990	7,496	8,139	8,365	7,556	7,293	6,105	4,933	5,561	6,258	6,809	6,895	7,267	10,188	7,749
Civil Violations/Traffic Inf.	5,590	7,567	8,585	11,952	10,459	11,495	11,508	10,573	9,657	10,302	5,411	6,979	8,226	10,778	10,675	10,175	11,076	10,131	12,003	10,724
TOTAL	18,850	17,834	17,875	22,961	20,986	23,928	24,291	24,046	23,226	22,521	16,486	16,879	18,821	20,457	20,924	20,961	23,020	22,293	28,769	22,730

DISTRICT IX BRIDGTON (e)	FILINGS										DISPOSITIONS									
	1982	1983	1984	1985	1986	1987	1988	FY'89	FY'90	FY'91	1982	1983	1984	1985	1986	1987	1988	FY'89	FY'90	FY'91
General Civil	142	124	70	97	128	166	121	138	215	260	161	114	67	125	134	153	91	110	155	196
Forcible Entry	n/a	n/a	n/a	n/a	n/a	n/a	22	19	26	33	n/a	n/a	n/a	n/a	n/a	n/a	22	17	26	33
Land Use	n/a	n/a	n/a	n/a	n/a	n/a	5	6	6	0	n/a	n/a	n/a	n/a	n/a	n/a	4	4	7	1
Money Judgments	37	34	25	22	50	33	55	40	61	105	29	47	35	25	40	28	55	38	62	117
Small Claims	281	308	313	369	762	454	583	645	428	248	152	378	322	350	731	446	536	591	481	302
Protection From Abuse	16	21	36	58	56	42	43	51	62	84	0	22	33	49	49	42	41	51	60	81
Divorce	112	109	114	122	124	95	114	100	141	153	200	118	90	108	104	127	101	88	108	140
Protection From Harassment	n/a	n/a	n/a	n/a	n/a	n/a	51	58	44	25	n/a	n/a	n/a	n/a	n/a	n/a	44	54	41	29
Other Family Matters	n/a	n/a	n/a	n/a	n/a	n/a	8	11	13	19	n/a	n/a	n/a	n/a	n/a	n/a	5	4	13	13
Protective Custody	n/a	n/a	n/a	n/a	n/a	n/a	7	6	5	10	n/a	n/a	n/a	n/a	n/a	n/a	7	5	6	3
Mental Health	0	0	0	0	0	0	0	0	0	0	0	0	0	0	0	0	0	0	0	0
Sub Total	588	596	558	668	1,120	790	1,009	1,072	1,001	937	542	679	567	657	1,058	796	906	960	959	915
Juvenile	72	40	22	61	18	11	16	31	102	157	84	64	35	26	50	7	13	21	53	117
Criminal A,B,C	72	39	36	37	27	28	61	56	75	75	67	37	45	40	28	23	34	44	56	66
Criminal D,E	720	373	428	333	442	551	468	554	940	852	767	416	444	300	424	551	386	465	777	806
Traffic Criminal	499	924	793	621	685	1,173	1,136	1,273	1,496	1,343	357	759	764	602	691	980	981	1,095	1,327	1,358
Sub Total	1,363	1,376	1,279	1,052	1,172	1,763	1,681	1,914	2,613	2,427	1,275	1,276	1,288	968	1,193	1,561	1,414	1,625	2,213	2,347
Civil Violations/Traffic Inf.	920	1,183	1,151	859	1,047	2,166	3,075	2,844	3,192	3,649	883	1,188	1,179	881	1,012	2,026	2,853	2,769	2,968	3,840
TOTAL	2,871	3,155	2,988	2,579	3,339	4,719	5,765	5,830	6,806	7,213	2,700	3,143	3,034	2,506	3,263	4,383	5,173	5,354	6,140	7,102

Footnotes and case type definitions appear at the end of this section.

TABLE DC-4

(con't.)

DISTRICT IX PORTLAND (H)	FILINGS										DISPOSITIONS									
	1992	1993	1994	1995	1996	1997	1998	FY'89	FY'90	FY'91	1992	1993	1994	1995	1996	1997	1998	FY'89	FY'90	FY'91
General Civil	2,960	2,955	2,871	2,799	2,846	3,062	2,331	2,340	2,600	2,532	3,258	3,520	4,123	3,228	3,525	3,603	2,550	2,226	3,138	2,371
Forcible Entry	n/a	n/a	n/a	n/a	n/a	n/a	860	916	825	763	n/a	n/a	n/a	n/a	n/a	n/a	813	678	628	658
Land Use	n/a	n/a	n/a	n/a	n/a	n/a	4	8	2	17	n/a	n/a	n/a	n/a	n/a	0	1	1	9	
Money Judgments	865	943	768	782	847	796	1,029	1,090	1,003	860	843	1,192	738	505	1,623	2,077	2,245	1,615	146	74
Small Claims	2,232	3,039	2,625	3,073	2,956	3,107	3,198	3,403	3,732	2,376	1,923	2,584	2,537	2,806	2,431	2,939	3,016	2,907	3,355	2,691
Protection From Abuse	237	332	344	349	414	497	385	425	529	679	261	457	271	226	365	479	341	431	401	639
Divorce	1,102	1,069	1,219	1,245	1,084	1,184	1,118	1,080	1,032	1,021	1,003	1,080	1,023	1,069	940	1,227	1,014	1,044	719	1,035
Protection From Harassment	n/a	n/a	n/a	n/a	n/a	n/a	243	293	258	282	n/a	n/a	n/a	n/a	n/a	n/a	173	284	199	232
Other Family Matters	n/a	n/a	n/a	n/a	n/a	n/a	183	214	234	162	n/a	n/a	n/a	n/a	n/a	80	82	27	43	
Protective Custody	n/a	n/a	n/a	n/a	n/a	n/a	92	72	63	68	n/a	n/a	n/a	n/a	n/a	62	45	32	45	
Mental Health	234	184	248	215	261	236	245	209	312	255	221	202	248	217	263	184	229	175	288	238
Sub Total	7,630	8,522	8,075	8,463	8,408	8,962	9,888	10,050	10,590	9,015	7,509	9,035	8,940	8,051	9,147	10,509	10,523	9,488	8,934	8,035
Juvenile	414	462	397	454	446	698	561	610	555	529	339	418	437	388	367	507	664	579	492	492
Criminal A,B,C	504	586	548	661	762	912	982	1,079	925	892	457	496	455	551	535	918	876	1,020	828	885
Criminal D,E	3,188	4,256	4,520	5,350	6,178	4,796	5,115	5,167	5,585	5,336	5,138	5,045	2,643	3,610	2,978	3,742	4,332	4,823	4,963	4,911
Traffic Criminal	9,937	9,700	8,011	8,387	9,327	12,674	13,593	14,261	13,458	8,893	11,612	11,650	9,090	8,688	8,543	11,395	12,333	13,737	13,192	8,671
Sub Total	14,043	15,004	13,476	14,852	16,711	19,080	20,251	21,117	20,523	15,650	17,546	17,809	12,625	13,237	12,423	16,562	18,205	20,159	19,475	14,959
Civil Violations/Traffic Inf.	15,688	20,818	19,506	21,828	30,991	30,215	37,775	35,887	32,466	35,436	15,053	19,069	19,293	22,134	28,986	29,081	35,663	35,910	32,927	32,531
TOTAL	37,361	44,344	41,057	45,141	56,110	58,257	67,714	67,054	63,579	60,101	40,108	45,713	40,858	43,422	50,556	56,132	64,391	65,557	61,336	55,525
DISTRICT X BIDDEFORD	FILINGS										DISPOSITIONS									
	1992	1993	1994	1995	1996	1997	1998	FY'89	FY'90	FY'91	1992	1993	1994	1995	1996	1997	1998	FY'89	FY'90	FY'91
General Civil	724	675	681	764	738	869	571	626	859	802	602	514	479	350	425	467	672	306	538	610
Forcible Entry	n/a	n/a	n/a	n/a	n/a	n/a	230	211	183	188	n/a	n/a	n/a	n/a	n/a	n/a	159	143	140	117
Land Use	n/a	n/a	n/a	n/a	n/a	n/a	28	29	17	22	n/a	n/a	n/a	n/a	n/a	n/a	7	10	5	14
Money Judgments	185	157	143	140	188	190	202	186	189	219	28	34	136	27	63	54	65	48	78	51
Small Claims	1,390	1,610	1,673	1,358	1,273	1,240	1,434	1,375	1,657	1,145	1,427	1,295	1,222	965	1,419	1,190	1,193	1,077	1,278	1,065
Protection From Abuse	85	118	140	157	171	235	207	239	207	314	33	49	63	79	58	217	144	170	189	265
Divorce	426	405	448	484	449	449	367	414	428	341	355	354	335	391	349	540	331	344	352	286
Protection From Harassment	n/a	n/a	n/a	n/a	n/a	n/a	255	352	267	277	n/a	n/a	n/a	n/a	n/a	n/a	190	264	242	244
Other Family Matters	n/a	n/a	n/a	n/a	n/a	n/a	69	81	145	81	n/a	n/a	n/a	n/a	n/a	n/a	25	24	30	12
Protective Custody	n/a	n/a	n/a	n/a	n/a	n/a	40	42	25	57	n/a	n/a	n/a	n/a	n/a	n/a	11	6	13	18
Mental Health	0	0	0	0	0	0	0	0	0	0	0	0	0	0	0	0	0	0	0	0
Sub Total	2,810	2,965	3,085	2,903	2,799	2,963	3,403	3,555	3,977	3,446	2,445	2,246	2,235	1,812	2,314	2,468	2,797	2,392	2,845	2,682
Juvenile	282	271	288	413	298	499	544	447	739	402	254	223	203	305	257	311	474	382	417	335
Criminal A,B,C	274	282	292	255	397	390	508	550	377	300	256	256	244	304	386	326	362	446	327	190
Criminal D,E	1,757	1,499	1,818	2,843	2,352	2,275	2,884	2,875	2,378	2,159	1,746	1,784	1,894	2,413	2,975	1,796	2,410	2,415	2,185	1,559
Traffic Criminal	3,673	3,961	3,936	4,819	5,046	6,394	6,192	6,575	5,253	4,377	3,372	3,975	4,053	4,448	4,903	6,059	6,083	6,387	5,299	4,051
Sub Total	5,986	6,013	6,334	8,330	8,093	9,558	10,128	10,447	8,747	7,238	5,628	6,238	6,394	7,470	8,521	8,492	9,329	9,630	8,228	6,135
Civil Violations/Traffic Inf.	5,829	7,653	8,696	10,182	11,468	13,386	16,851	16,474	12,262	12,809	6,049	7,548	8,278	9,993	11,728	13,198	16,337	15,712	12,255	11,408
TOTAL	14,625	16,631	18,115	21,415	22,360	25,927	30,382	30,476	24,986	23,493	14,122	16,032	16,907	19,275	22,563	24,158	28,463	27,734	23,328	20,225

Footnotes and case type definitions appear at the end of this section.

DISTRICT X SPRINGVALE	FILINGS										DISPOSITIONS										TABLE DC-4 (cont.)
	1982	1983	1984	1985	1986	1987	1988	FY'89	FY'90	FY'91	1982	1983	1984	1985	1986	1987	1988	FY'89	FY'90	FY'91	
General Civil	245	264	303	331	349	350	350	376	446	401	377	210	226	449	436	307	260	269	341	340	
Forcible Entry	n/a	n/a	n/a	n/a	n/a	n/a	74	82	91	61	n/a	n/a	n/a	n/a	n/a	n/a	71	75	86	56	
Land Use	n/a	n/a	n/a	n/a	n/a	n/a	3	20	12	15	n/a	n/a	n/a	n/a	n/a	n/a	1	16	16	12	
Money Judgments	59	47	54	59	96	82	136	104	142	151	65	28	24	33	34	62	93	87	91	114	
Small Claims	588	696	869	777	766	703	498	666	847	614	375	366	484	555	512	485	593	426	664	598	
Protection From Abuse	69	90	105	88	104	134	136	153	165	203	82	84	74	123	98	119	90	91	120	159	
Divorce	268	266	298	288	274	300	274	270	315	301	265	229	242	349	265	238	309	279	285	312	
Protection From Harassment	n/a	n/a	n/a	n/a	n/a	n/a	39	46	84	146	n/a	n/a	n/a	n/a	n/a	n/a	24	30	61	106	
Other Family Matters	n/a	n/a	n/a	n/a	n/a	n/a	35	47	55	28	n/a	n/a	n/a	n/a	n/a	n/a	18	27	35	15	
Protective Custody	n/a	n/a	n/a	n/a	n/a	n/a	20	18	22	30	n/a	n/a	n/a	n/a	n/a	n/a	22	23	11	22	
Mental Health	1	0	1	0	0	0	0	0	0	0	1	0	1	0	0	0	0	0	0	0	
Sub Total	1,230	1,363	1,630	1,543	1,589	1,569	1,565	1,784	2,179	1,950	1,165	917	1,051	1,509	1,345	1,211	1,501	1,323	1,690	1,734	
Juvenile	102	149	189	297	257	199	331	326	234	381	77	145	117	200	200	180	226	299	206	208	
Criminal A,B,C	152	179	222	265	254	213	378	356	322	288	103	163	179	210	220	174	286	333	286	287	
Criminal D,E	843	948	1,023	1,494	1,527	1,396	1,457	1,400	1,569	1,620	799	913	955	1,225	1,318	1,226	1,371	1,329	1,434	1,467	
Traffic Criminal	1869	2071	1599	2092	2535	2442	2438	2456	2417	2292	1958	2038	1810	1995	2509	2404	2595	2,492	2,422	2,476	
Sub Total	2,966	3,347	3,033	4,148	4,573	4,250	4,604	4,538	4,542	4,581	2,937	3,259	2,861	3,630	4,247	3,984	4,480	4,453	4,348	4,438	
Civil Violations/Traffic Inf.	1,966	2,965	2,582	2,368	2,818	3,572	3,967	3,923	3,714	4,480	1,948	2,921	2,806	2,330	2,738	3,511	4,338	3,986	3,722	4,497	
TOTAL	6,162	7,675	7,245	6,059	8,980	9,391	10,136	10,245	10,435	11,011	6,050	7,097	6,518	7,469	8,330	8,706	10,319	9,782	9,760	10,669	

DISTRICT X YORK	FILINGS										DISPOSITIONS										TABLE DC-4 (cont.)
	1982	1983	1984	1985	1986	1987	1988	FY'89	FY'90	FY'91	1982	1983	1984	1985	1986	1987	1988	FY'89	FY'90	FY'91	
General Civil	205	209	211	205	216	226	220	225	384	422	177	206	206	189	166	175	164	130	258	312	
Forcible Entry	n/a	n/a	n/a	n/a	n/a	n/a	41	34	43	38	n/a	n/a	n/a	n/a	n/a	n/a	29	31	26	27	
Land Use	n/a	n/a	n/a	n/a	n/a	n/a	4	2	3	10	n/a	n/a	n/a	n/a	n/a	n/a	1	1	3	3	
Money Judgments	53	40	40	40	47	66	59	56	50	83	43	33	46	43	31	45	58	56	44	63	
Small Claims	226	346	428	452	350	347	411	381	422	435	227	307	382	483	386	308	362	361	359	399	
Protection From Abuse	20	37	44	58	55	64	53	38	42	84	13	32	35	58	40	42	40	29	32	58	
Divorce	192	154	174	179	155	175	223	214	194	198	187	176	125	167	130	126	180	197	161	201	
Protection From Harassment	n/a	n/a	n/a	n/a	n/a	n/a	17	30	43	57	n/a	n/a	n/a	n/a	n/a	n/a	15	19	35	43	
Other Family Matters	n/a	n/a	n/a	n/a	n/a	n/a	8	7	12	12	n/a	n/a	n/a	n/a	n/a	n/a	3	4	7	7	
Protective Custody	n/a	n/a	n/a	n/a	n/a	n/a	4	2	2	6	n/a	n/a	n/a	n/a	n/a	n/a	0	1	2	3	
Mental Health	0	0	0	0	0	0	0	0	0	0	0	0	0	0	0	0	0	0	0	0	
Sub Total	698	786	897	934	823	878	1,040	989	1,195	1,345	647	754	794	940	753	696	852	829	927	1,116	
Juvenile	71	52	51	86	65	85	122	145	115	183	55	45	53	46	41	40	102	152	93	125	
Criminal A,B,C	130	127	104	127	103	199	214	273	307	286	123	108	80	94	110	108	153	215	230	265	
Criminal D,E	683	626	650	738	561	603	708	753	871	835	615	588	530	508	549	432	656	687	838	1,054	
Traffic Criminal	4,406	5,719	5,689	6,240	5,723	5,157	6,660	7,239	6,802	7,012	6,137	5,447	5,235	6,030	6,158	5,061	6,450	6,803	6,662	8,652	
Sub Total	5,290	6,524	6,494	7,191	6,452	6,044	7,704	8,410	8,095	8,316	6,930	6,188	5,998	6,678	6,858	5,641	7,361	7,857	7,823	10,096	
Civil Violations/Traffic Inf.	3,205	4,493	5,787	6,793	6,847	7,831	7,245	7,144	7,962	9,709	2,982	4,381	5,489	6,366	7,112	8,229	7,693	7,181	7,955	11,253	
TOTAL	9,191	11,803	13,178	14,918	14,122	14,753	15,989	16,543	17,252	19,370	10,559	11,323	12,181	13,984	14,723	14,566	15,906	15,867	16,705	22,465	

Footnotes and case type definitions appear at the end of this section.

DISTRICT XI <u>LIVERMORE FALLS</u>	FILINGS										DISPOSITIONS										TABLE DC-4 (cont.)
	1982	1983	1984	1985	1986	1987	1988	FY'89	FY'90	FY'91	1982	1983	1984	1985	1986	1987	1988	FY'89	FY'90	FY'91	
General Civil	58	35	52	47	58	58	56	52	57	63	76	45	47	55	51	51	61	61	63	52	
Forcible Entry	n/a	n/a	n/a	n/a	n/a	n/a	16	17	17	10	n/a	n/a	n/a	n/a	n/a	n/a	16	17	13	9	
Land Use	n/a	n/a	n/a	n/a	n/a	n/a	2	2	0	0	n/a	n/a	n/a	n/a	n/a	0	0	1	0		
Money Judgments	25	9	20	21	17	24	17	16	26	23	42	17	28	21	12	12	31	30	24	28	
Small Claims	249	207	202	220	276	245	226	214	302	128	279	224	191	219	254	205	246	215	301	175	
Protection From Abuse	6	11	12	24	20	41	31	38	41	39	8	12	11	18	21	39	26	37	41	32	
Divorce	50	50	48	56	47	57	52	53	51	61	60	55	45	57	57	46	54	56	53	62	
Protection From Harassment	n/a	n/a	n/a	n/a	n/a	n/a	31	33	24	27	n/a	n/a	n/a	n/a	n/a	n/a	28	29	25	26	
Other Family Matters	n/a	n/a	n/a	n/a	n/a	n/a	5	8	6	8	n/a	n/a	n/a	n/a	n/a	2	3	2	1		
Protective Custody	n/a	n/a	n/a	n/a	n/a	n/a	3	2	1	2	n/a	n/a	n/a	n/a	n/a	3	1	0	3		
Mental Health	0	0	0	0	0	0	0	0	0	0	0	0	0	0	0	0	0	0	0		
Sub Total	388	312	334	368	418	425	439	435	525	361	465	353	322	370	395	353	467	449	523	388	
Juvenile	12	15	28	27	58	27	19	18	45	25	20	16	28	23	48	37	29	22	30	39	
Criminal A,B,C	19	28	18	23	21	14	24	28	42	42	30	18	18	26	22	16	32	31	36	40	
Criminal D,E	226	196	139	183	254	226	241	269	264	286	254	171	148	191	232	196	225	220	279	288	
Traffic Criminal	407	369	318	328	358	571	649	666	557	459	397	329	353	336	350	511	621	645	552	505	
Sub Total	664	608	503	561	691	838	933	981	908	812	701	534	547	576	652	760	907	918	897	872	
Civil Violations/Traffic Inf.	586	616	740	589	592	773	1,033	1,138	1,046	1,047	576	574	729	602	576	744	1,088	1,156	1,042	1,106	
TOTAL	1,638	1,536	1,577	1,518	1,701	2,036	2,405	2,554	2,479	2,220	1,742	1,461	1,598	1,548	1,623	1,857	2,462	2,523	2,462	2,366	

DISTRICT XI <u>RUMFORD</u>	FILINGS										DISPOSITIONS										TABLE DC-4 (cont.)
	1982	1983	1984	1985	1986	1987	1988	FY'89	FY'90	FY'91	1982	1983	1984	1985	1986	1987	1988	FY'89	FY'90	FY'91	
General Civil	164	122	101	156	174	199	141	156	158	169	183	152	87	171	163	211	161	171	169	140	
Forcible Entry	n/a	n/a	n/a	n/a	n/a	n/a	22	35	24	21	n/a	n/a	n/a	n/a	n/a	n/a	21	36	19	23	
Land Use	n/a	n/a	n/a	n/a	n/a	n/a	0	0	0	0	n/a	n/a	n/a	n/a	n/a	0	0	0	0		
Money Judgments	126	73	101	98	90	87	92	80	75	63	280	156	85	79	145	136	108	74	94	65	
Small Claims	838	761	685	741	882	1,002	587	545	701	456	833	799	727	690	832	1,033	644	537	703	540	
Protection From Abuse	11	10	37	42	68	75	55	48	56	68	8	7	24	50	73	68	67	53	56	63	
Divorce	98	112	118	115	120	106	108	120	117	117	84	121	105	122	97	139	116	112	117	99	
Protection From Harassment	n/a	n/a	n/a	n/a	n/a	n/a	73	82	43	43	n/a	n/a	n/a	n/a	n/a	n/a	73	90	46	41	
Other Family Matters	n/a	n/a	n/a	n/a	n/a	n/a	22	14	11	29	n/a	n/a	n/a	n/a	n/a	n/a	9	10	9	12	
Protective Custody	n/a	n/a	n/a	n/a	n/a	n/a	3	4	3	1	n/a	n/a	n/a	n/a	n/a	n/a	0	0	3	2	
Mental Health	0	0	0	0	0	0	0	0	0	0	0	0	0	0	0	0	0	0	0	0	
Sub Total	1,237	1,078	1,022	1,152	1,334	1,469	1,103	1,084	1,188	967	1,368	1,235	1,028	1,112	1,310	1,587	1,199	1,083	1,218	985	
Juvenile	65	78	48	83	77	56	82	78	118	69	89	52	53	70	92	59	75	74	81	91	
Criminal A,B,C	34	36	41	46	24	37	43	51	122	72	35	12	46	13	12	112	41	34	100	81	
Criminal D,E	440	404	370	446	542	482	440	463	714	717	401	384	344	386	500	409	318	390	628	720	
Traffic Criminal	860	665	550	613	594	885	840	956	936	822	736	626	510	565	555	780	720	893	853	861	
Sub Total	1,399	1,183	1,009	1,188	1,237	1,460	1,405	1,548	1,890	1,680	1,261	1,074	953	1,034	1,159	1,360	1,154	1,391	1,662	1,753	
Civil Violations/Traffic Inf.	955	997	712	735	896	1,185	1,222	1,517	1,703	2,194	937	968	719	745	873	1,117	1,140	1,502	1,667	2,189	
TOTAL	3,591	3,258	2,743	3,075	3,467	4,114	3,730	4,149	4,781	4,841	3,566	3,277	2,700	2,891	3,342	4,064	3,493	3,976	4,547	4,927	

Footnotes and case type definitions appear at the end of this section.

TABLE DC-4

(con't.)

DISTRICT XI SOUTH PARIS	FILINGS										DISPOSITIONS									
	1982	1983	1984	1985	1986	1987	1988	FY'89	FY'90	FY'91	1982	1983	1984	1985	1986	1987	1988	FY'89	FY'90	FY'91
General Civil	115	97	153	147	210	243	162	165	203	200	90	144	118	117	207	179	176	165	176	210
Forcible Entry	n/a	n/a	n/a	n/a	n/a	n/a	41	26	42	19	n/a	n/a	n/a	n/a	n/a	n/a	42	27	39	18
Land Use	n/a	n/a	n/a	n/a	n/a	n/a	0	1	1	1	n/a	n/a	n/a	n/a	n/a	n/a	0	0	2	1
Money Judgments	29	24	28	39	64	56	98	85	96	80	19	18	28	32	39	44	61	41	47	69
Small Claims	999	1,372	827	1,335	1,528	1,827	1,528	1,887	1,670	1,108	823	1,202	836	1,111	1,480	1,663	1,327	1,542	1,445	1,328
Protection From Abuse	26	29	44	43	74	75	88	91	97	120	20	24	38	41	74	72	54	81	72	102
Divorce	132	113	144	152	157	163	145	158	151	161	129	134	137	141	155	158	160	148	135	171
Protection From Harassment	n/a	n/a	n/a	n/a	n/a	n/a	82	83	37	12	n/a	n/a	n/a	n/a	n/a	n/a	64	48	23	11
Other Family Matters	n/a	n/a	n/a	n/a	n/a	n/a	19	24	12	20	n/a	n/a	n/a	n/a	n/a	n/a	13	13	7	17
Protective Custody	n/a	n/a	n/a	n/a	n/a	n/a	5	2	9	5	n/a	n/a	n/a	n/a	n/a	n/a	4	2	5	6
Mental Health	0	0	0	0	0	0	0	0	0	0	0	0	0	0	0	0	0	0	0	0
Sub Total	1,301	1,835	1,196	1,716	2,033	2,364	2,146	2,524	2,318	1,726	1,081	1,522	1,155	1,442	1,955	2,116	1,901	2,067	1,951	1,933
Juvenile	78	83	56	92	76	27	92	55	174	85	82	99	47	86	73	14	51	42	165	81
Criminal A,B,C	89	62	58	78	56	49	32	45	85	120	59	51	62	71	59	39	32	35	71	124
Criminal D,E	409	246	227	388	404	368	439	496	480	605	338	265	194	313	387	340	323	432	438	524
Traffic Criminal	613	620	571	556	533	665	623	682	660	573	523	552	535	535	503	626	473	635	623	565
Sub Total	1,167	1,011	912	1,094	1,069	1,129	1,186	1,278	1,399	1,383	1,002	967	838	1,005	1,022	1,019	879	1,144	1,297	1,294
Civil Violations/Traffic Inf.	515	543	685	703	938	960	1,301	1,356	1,109	1,431	530	559	634	672	871	897	1136	1384	1,069	1,394
TOTAL	2,983	3,189	2,793	3,513	4,040	4,453	4,833	5,160	4,826	4,540	2,813	3,048	2,627	3,119	3,848	4,032	3,916	4,595	4,317	4,621

DISTRICT XII FARMINGTON	FILINGS										DISPOSITIONS									
	1982	1983	1984	1985	1986	1987	1988	FY'89	FY'90	FY'91	1982	1983	1984	1985	1986	1987	1988	FY'89	FY'91	FY'90
General Civil	242	186	195	238	226	227	197	215	292	259	202	199	188	206	230	196	214	208	264	228
Forcible Entry	n/a	n/a	n/a	n/a	n/a	n/a	39	38	31	30	n/a	n/a	n/a	n/a	n/a	n/a	32	32	33	27
Land Use	n/a	n/a	n/a	n/a	n/a	n/a	0	0	0	1	n/a	n/a	n/a	n/a	n/a	n/a	0	0	0	1
Money Judgments	143	87	83	87	72	64	76	93	123	133	152	103	81	85	72	71	61	74	112	119
Small Claims	730	828	893	924	773	882	672	771	742	502	678	904	795	921	846	675	691	817	715	605
Protection From Abuse	25	26	40	42	48	58	81	89	98	107	16	24	36	37	50	53	66	83	93	99
Divorce	137	142	169	154	153	146	163	165	183	180	141	119	154	124	154	146	149	142	146	148
Protection From Harassment	n/a	n/a	n/a	n/a	n/a	n/a	21	32	41	54	n/a	n/a	n/a	n/a	n/a	n/a	21	33	33	52
Other Family Matters	n/a	n/a	n/a	n/a	n/a	n/a	35	16	21	29	n/a	n/a	n/a	n/a	n/a	n/a	18	20	16	25
Protective Custody	n/a	n/a	n/a	n/a	n/a	n/a	6	7	8	8	n/a	n/a	n/a	n/a	n/a	n/a	1	1	9	7
Mental Health	0	0	0	0	0	0	0	0	0	0	0	0	0	0	0	0	0	0	0	0
Sub Total	1,277	1,267	1,380	1,445	1,272	1,177	1,290	1,426	1,517	1,303	1,189	1,349	1,254	1,373	1,352	1,141	1,253	1,410	1,421	1,311
Juvenile	137	39	55	60	66	52	70	86	48	92	120	61	44	60	71	72	39	81	48	81
Criminal A,B,C	76	82	131	85	80	85	101	104	103	120	71	76	90	115	84	86	78	95	101	102
Criminal D,E	545	403	461	538	576	668	718	863	702	619	544	406	443	560	544	628	619	800	695	547
Traffic Criminal	1,042	1,003	892	919	914	1,034	1,076	1,125	1,067	1,010	1,033	956	888	903	889	1,025	984	1,112	1,035	951
Sub Total	1,800	1,527	1,539	1,602	1,636	1,839	1,965	2,178	1,920	1,841	1,768	1,499	1,465	1,638	1,588	1,811	1,720	2,088	1,879	1,681
Civil Violations/Traffic Inf.	1,814	1,646	1,713	1,697	1,382	1,512	2,018	2,158	1,892	2,450	1,809	1,572	1,761	1,666	1,382	1,552	1,958	2,087	1,924	2,433
TOTAL	4,891	4,440	4,632	4,744	4,290	4,528	5,273	5,762	5,329	5,594	4,766	4,420	4,480	4,677	4,322	4,504	4,931	5,585	5,224	5,425

Footnotes and case type definitions appear at the end of this section.

DISTRICT XII SKOWHEGAN	FILINGS										DISPOSITIONS										TABLE DC-4 (con't.)
	1982	1983	1984	1985	1986	1987	1988	FY'89	FY'90	FY'91	1982	1983	1984	1985	1986	1987	1988	FY'89	FY'90	FY'91	
General Civil	377	359	489	404	424	453	338	330	371	459	479	403	441	413	393	371	376	294	344	360	
Forcible Entry	n/a	n/a	n/a	n/a	n/a	n/a	71	87	81	73	n/a	n/a	n/a	n/a	n/a	n/a	65	85	79	63	
Land Use	n/a	n/a	n/a	n/a	n/a	n/a	8	8	3	3	n/a	n/a	n/a	n/a	n/a	n/a	3	9	3	1	
Money Judgments	193	193	202	183	174	133	177	168	195	227	173	195	154	321	177	126	187	132	184	177	
Small Claims	1,135	1,330	1,398	1,266	1,593	1,435	1,313	1,221	1,386	779	1,031	1,260	1,429	1,181	1,719	1,349	1,214	1,231	1,423	986	
Protection From Abuse	87	115	125	141	160	170	185	214	266	293	69	105	108	144	151	161	158	193	246	251	
Divorce	196	238	263	251	235	265	305	287	290	288	253	236	272	247	204	244	290	257	267	233	
Protection From Harassment	n/a	n/a	n/a	n/a	n/a	n/a	145	177	119	117	n/a	n/a	n/a	n/a	n/a	n/a	120	144	116	108	
Other Family Matters	n/a	n/a	n/a	n/a	n/a	n/a	58	62	73	73	n/a	n/a	n/a	n/a	n/a	n/a	47	53	64	64	
Protective Custody	n/a	n/a	n/a	n/a	n/a	n/a	31	24	22	25	n/a	n/a	n/a	n/a	n/a	n/a	20	29	17	13	
Mental Health	0	0	0	0	0	0	0	0	0	0	1	0	0	0	0	0	0	0	0	0	
Sub Total	1,988	2,235	2,455	2,245	2,586	2,456	2,631	2,578	2,806	2,337	2,006	2,199	2,404	2,306	2,644	2,251	2,482	2,427	2,743	2,256	
Juvenile	110	134	176	156	159	379	336	396	389	187	120	110	165	143	124	290	341	322	415	214	
Criminal A,B,C	136	188	146	167	168	207	217	229	305	336	119	195	125	146	118	169	189	218	220	296	
Criminal D,E	950	1,053	1,054	1,035	1,235	1,432	1,532	1,770	1,728	1,818	1,012	932	1,003	1,026	1,194	1,151	1,269	1,568	1,575	1,518	
Traffic Criminal	1,953	1,978	1,617	2,035	2,044	1,955	2,384	2,519	2,562	2,616	1,931	1,918	1,477	1,898	1,911	1,736	2,008	2,108	2,200	2,403	
Sub Total	3,149	3,363	2,993	3,393	3,806	3,973	4,469	4,914	4,984	4,757	3,182	3,155	2,770	3,203	3,347	3,346	3,807	4,216	4,410	4,431	
Civil Violations/Traffic Inf.	2,801	2,716	3,221	3,038	2,984	2,995	3,615	3,742	3,173	4,805	2,666	2,578	3,071	2,925	2,883	2,750	3,445	3,641	2,984	4,284	
TOTAL	7,738	8,304	8,669	8,676	9,176	9,424	10,715	11,234	10,963	11,899	7,854	7,932	8,245	8,434	8,874	8,347	9,734	10,284	10,137	10,971	
DISTRICT XIII DOVER-FOXCROFT	FILINGS										DISPOSITIONS										
	1982	1983	1984	1985	1986	1987	1988	FY'89	FY'90	FY'91	1982	1983	1984	1985	1986	1987	1988	FY'89	FY'90	FY'91	
General Civil	127	103	84	96	98	100	91	83	130	137	153	134	87	105	115	102	88	89	109	165	
Forcible Entry	n/a	n/a	n/a	n/a	n/a	n/a	19	22	19	22	n/a	n/a	n/a	n/a	n/a	n/a	19	21	24	30	
Land Use	n/a	n/a	n/a	n/a	n/a	n/a	0	1	2	1	n/a	n/a	n/a	n/a	n/a	n/a	0	0	3	1	
Money Judgments	36	42	33	37	40	39	48	40	77	83	37	41	41	34	36	34	44	45	91	106	
Small Claims	478	325	349	392	438	396	430	422	537	286	515	339	303	442	434	364	433	391	559	350	
Protection From Abuse	24	26	60	46	66	77	96	90	84	94	17	28	44	39	63	67	91	88	89	113	
Divorce	135	134	130	125	112	149	145	120	130	139	126	147	132	128	103	174	137	119	111	151	
Protection From Harassment	n/a	n/a	n/a	n/a	n/a	n/a	55	60	25	32	n/a	n/a	n/a	n/a	n/a	n/a	49	54	29	38	
Other Family Matters	n/a	n/a	n/a	n/a	n/a	n/a	21	25	16	28	n/a	n/a	n/a	n/a	n/a	n/a	12	16	13	15	
Protective Custody	n/a	n/a	n/a	n/a	n/a	n/a	14	17	21	11	n/a	n/a	n/a	n/a	n/a	n/a	9	12	19	10	
Mental Health	0	1	1	2	4	3	2	1	2	3	0	1	1	2	4	3	2	1	2	2	
Sub Total	800	631	657	698	756	764	921	881	1,043	836	848	690	608	750	755	744	884	836	1,049	981	
Juvenile	36	65	42	57	20	57	124	117	69	62	43	58	37	43	44	46	79	132	65	52	
Criminal A,B,C	104	69	83	98	84	87	60	66	84	93	94	81	79	103	91	69	61	69	73	83	
Criminal D,E	787	707	664	693	721	771	680	635	697	720	804	711	629	721	732	760	695	595	656	627	
Traffic Criminal	538	640	567	585	595	812	853	832	869	595	551	666	566	543	638	792	826	880	784	570	
Sub Total	1,465	1,481	1,356	1,433	1,420	1,727	1,717	1,650	1,719	1,470	1,492	1,516	1,311	1,410	1,505	1,667	1,661	1,676	1,578	1,332	
Civil Violations/Traffic Inf.	754	949	1,035	1,187	1,287	1,733	1,849	1,756	1,622	1,558	790	973	1,060	1,222	1,332	1,771	1,858	1,852	1,558	1,532	
TOTAL	3,019	3,061	3,048	3,318	3,463	4,224	4,487	4,287	4,364	3,864	3,130	3,179	2,979	3,382	3,592	4,182	4,403	4,364	4,185	3,845	

Footnotes and case type definitions appear at the end of this section.

TABLE DC-4
(con't.)

DISTRICT XIII <u>LINCOLN</u>	FILINGS										DISPOSITIONS									
	1982	1983	1984	1985	1986	1987	1988	FY'89	FY'90	FY'91	1982	1983	1984	1985	1986	1987	1988	FY'89	FY'90	FY'91
General Civil	118	92	82	82	82	114	120	147	105	123	133	64	74	75	59	84	113	125	102	103
Forcible Entry	n/a	n/a	n/a	n/a	n/a	n/a	11	14	15	17	n/a	n/a	n/a	n/a	n/a	n/a	10	15	16	16
Land Use	n/a	n/a	n/a	n/a	n/a	n/a	1	1	0	0	n/a	n/a	n/a	n/a	n/a	n/a	0	0	1	0
Money Judgments	46	59	44	27	22	26	46	59	56	74	57	30	18	13	7	22	27	39	32	52
Small Claims	245	348	204	196	233	303	401	427	329	273	247	339	174	223	206	278	332	393	298	311
Protection From Abuse	5	4	3	0	23	19	36	34	32	48	6	1	2	0	15	13	33	32	31	50
Divorce	74	62	66	81	71	59	62	66	88	73	79	60	56	68	67	67	67	70	85	78
Protection From Harassment	n/a	n/a	n/a	n/a	n/a	n/a	5	14	15	10	n/a	n/a	n/a	n/a	n/a	n/a	4	14	13	10
Other Family Matters	n/a	n/a	n/a	n/a	n/a	n/a	27	21	21	14	n/a	n/a	n/a	n/a	n/a	n/a	5	14	9	39
Protective Custody	n/a	n/a	n/a	n/a	n/a	n/a	6	13	17	9	n/a	n/a	n/a	n/a	n/a	n/a	4	9	13	13
Mental Health	0	0	0	0	0	0	0	0	0	0	0	0	0	0	0	0	0	0	0	0
Sub Total	488	565	399	386	431	521	715	796	678	641	522	494	324	379	354	464	595	711	600	672
Juvenile	28	11	14	18	8	4	29	35	17	16	31	11	16	12	9	4	28	17	17	13
Criminal A,B,C	36	23	33	21	33	34	29	35	46	50	38	21	34	22	28	26	28	39	34	39
Criminal D,E	493	277	350	307	349	377	263	285	369	646	484	293	317	258	310	331	263	272	314	562
Traffic Criminal	425	407	495	483	495	701	698	661	665	350	402	400	461	390	466	619	610	615	666	341
Sub Total	982	718	892	829	885	1,116	1,019	1,016	1,097	1,062	955	725	828	682	813	980	929	943	1,031	955
Civil Violations/Traffic Inf.	1,804	1,885	1,936	1,846	1,769	2,073	2,639	2,514	2,316	2,395	1,805	1,932	1,854	1,807	1,710	2,142	2,650	2,558	2,331	2,644
TOTAL	3,274	3,168	3,227	3,081	3,085	3,710	4,373	4,326	4,091	4,098	3,282	3,151	3,006	2,888	2,877	3,586	4,174	4,212	3,962	4,271

DISTRICT XIII <u>MILLINOCKET</u>	FILINGS										DISPOSITIONS									
	1982	1983	1984	1985	1986	1987	1988	FY'89	FY'90	FY'91	1982	1983	1984	1985	1986	1987	1988	FY'89	FY'90	FY'91
General Civil	118	118	107	76	69	149	90	124	122	83	156	138	121	108	89	128	74	97	105	109
Forcible Entry	n/a	n/a	n/a	n/a	n/a	n/a	12	14	8	5	n/a	n/a	n/a	n/a	n/a	n/a	9	7	9	2
Land Use	n/a	n/a	n/a	n/a	n/a	n/a	0	0	0	0	n/a	n/a	n/a	n/a	n/a	n/a	0	0	0	0
Money Judgments	73	55	44	47	22	39	43	60	81	32	93	69	45	62	26	49	49	53	77	29
Small Claims	232	162	161	195	157	215	139	155	450	354	247	186	153	185	159	238	128	145	401	368
Protection From Abuse	4	18	20	19	25	17	38	41	21	25	3	16	18	12	18	13	35	39	22	24
Divorce	58	80	83	68	71	65	63	67	68	56	107	88	75	60	65	71	81	63	64	53
Protection From Harassment	n/a	n/a	n/a	n/a	n/a	n/a	27	32	23	11	n/a	n/a	n/a	n/a	n/a	n/a	25	30	24	12
Other Family Matters	n/a	n/a	n/a	n/a	n/a	n/a	29	22	22	6	n/a	n/a	n/a	n/a	n/a	n/a	9	18	18	15
Protective Custody	n/a	n/a	n/a	n/a	n/a	n/a	13	16	6	3	n/a	n/a	n/a	n/a	n/a	n/a	11	10	10	6
Mental Health	0	2	1	1	3	0	0	0	2	0	0	2	1	1	3	0	0	0	2	0
Sub Total	485	435	416	406	347	485	454	531	603	575	606	499	413	428	360	499	421	462	732	618
Juvenile	55	35	13	13	39	21	35	37	51	45	68	20	26	13	57	20	41	51	49	36
Criminal A,B,C	22	19	30	31	33	36	22	24	35	47	25	23	25	22	17	33	21	19	31	55
Criminal D,E	471	637	775	738	485	477	447	449	395	570	593	616	834	820	520	461	428	452	413	480
Traffic Criminal	338	435	325	345	441	581	498	492	507	484	427	410	318	305	336	540	459	471	478	489
Sub Total	886	1,126	1,143	1,127	998	1,115	1,002	1,002	988	1,146	1,113	1,069	1,203	1,160	930	1,054	949	993	971	1,060
Civil Violations/Traffic Inf.	637	863	806	941	1,339	1,516	1,617	1,459	976	1,121	875	784	906	1,009	1,497	1,614	1,645	1,498	1,088	1,273
TOTAL	2,008	2,424	2,365	2,474	2,684	3,116	3,073	2,992	2,767	2,842	2,594	2,352	2,522	2,597	2,787	3,167	3,015	2,953	2,791	2,951

Footnotes and case type definitions appear at the end of this section.

DISTRICT COURT - WAIVERS

TABLE DC-5

		<u>1982</u>	<u>1983</u>	<u>1984</u>	<u>1985</u>	<u>1986</u>	<u>1987</u>	<u>1988</u>	<u>FY'89</u>	<u>FY'90</u>	<u>FY'91</u>	<u>% CHG.</u> <u>'90-'91</u>
DISTRICT 1:	Caribou	1,037	770	659	656	843	766	907	1,109	962	1,065	10.7
	Fort Kent	490	598	486	653	543	556	569	513	368	394	7.1
	Madawaska (g)	302	227	235	414	466	408	368	382	295	214	-27.5
	Van Buren (g)	128	58	51	116	152	96	73	116	160	203	26.9
	Sub Total	1,957	1,653	1,431	1,839	2,004	1,826	1,917	2,120	1,785	1,876	5.1
DISTRICT 2:	Houlton (c)	1,866	1,689	1,200	1,321	1,596	1,955	2,024	1,912	1,349	1,697	25.8
	Presque Isle	1,200	1,197	1,231	1,055	1,264	1,497	1,244	1,354	1,292	1,623	25.6
	Sub Total	3,066	2,886	2,431	2,376	2,860	3,452	3,268	3,266	2,641	3,320	25.7
DISTRICT 3:	Bangor	4,255	3,704	4,717	6,693	8,363	9,036	7,576	7,377	7,398	7,082	-4.3
	Newport	1,238	873	1,350	1,409	1,704	2,854	3,252	3,242	2,911	3,243	11.4
	Sub Total	5,493	4,577	6,067	8,102	10,067	11,890	10,828	10,619	10,309	10,325	0.2
DISTRICT 4:	Calais	674	1,002	863	897	832	858	1,366	1,596	1,788	1,477	-17.4
	Machias	975	1,052	735	629	951	1,334	1,121	1,299	1,160	1,129	-2.7
	Sub Total	1,649	2,054	1,598	1,526	1,783	2,192	2,487	2,895	2,948	2,606	-11.6
DISTRICT 5:	Bar Harbor	406	345	346	625	560	626	754	983	808	714	-11.6
	Belfast	1,613	1,218	914	1,289	1,171	2,218	1,841	2,100	1,542	1,459	-5.4
	Ellsworth	3,257	2,735	2,364	2,117	2,476	2,768	2,868	3,111	3,232	3,121	-3.4
	Sub Total	5,276	4,298	3,624	4,031	4,207	5,612	5,463	6,194	5,582	5,294	-5.2
DISTRICT 6:	Bath/Brunswick	6,215	6,703	5,503	4,870	5,020	6,351	7,844	7,313	6,254	7,095	13.4
	Rockland	1,522	1,089	1,419	1,557	1,335	1,876	1,617	1,671	1,752	2,218	26.6
	Wiscasset	1,363	1,390	1,162	1,234	1,285	1,679	1,575	1,493	1,363	1,459	7.0
	Sub Total	9,100	9,182	8,084	7,661	7,640	9,906	11,036	10,477	9,369	10,772	15.0
DISTRICT 7:	Augusta (g)	5,405	2,429	2,922	8,027	8,818	9,377	7,885	6,944	6,009	5,479	-8.8
	Waterville	1,860	2,205	2,642	4,451	4,769	4,313	3,982	4,243	3,318	3,393	2.3
	Sub Total	7,265	4,634	5,564	12,478	13,587	13,690	11,867	11,187	9,327	8,872	-4.9
DISTRICT 8:	Lewiston	4,939	5,373	6,043	8,171	7,167	8,147	7,437	6,521	6,058	7,178	18.5
	Sub Total	4,939	5,373	6,043	8,171	7,167	8,147	7,437	6,521	6,058	7,178	18.5

DISTRICT COURT--WAIVERS

TABLE DC-5
(con't.)
% CHG.

	<u>1982</u>	<u>1983</u>	<u>1984</u>	<u>1985</u>	<u>1986</u>	<u>1987</u>	<u>1988</u>	<u>FY'89</u>	<u>FY'90</u>	<u>FY'91</u>	<u>'90-'91</u>
DISTRICT 9: Bridgton	1,223	1,401	1,332	872	1,039	1,985	2,532	2,460	2,818	3,034	7.7
Portland (g)	19,237	7,021	16,977	20,174	27,568	27,295	31,622	30,983	28,374	25,452	-10.3
Sub Total	20,460	8,422	18,309	21,046	28,607	29,280	34,154	33,443	31,192	28,486	-8.7
DISTRICT 10: Biddeford (g)	5,813	6,003	6,569	8,663	9,679	11,347	13,041	13,438	10,198	10,227	0.3
Springvale	2,302	2,641	2,560	2,725	3,608	3,897	3,829	3,475	3,568	3,939	10.4
York	3,930	5,422	6,326	7,699	7,212	9,456	10,024	10,035	10,071	13,771	36.7
Sub Total	8,115	8,644	9,129	11,388	13,287	15,244	26,894	26,948	23,837	27,937	17.2
DISTRICT 11: Livermore Falls	544	500	552	606	545	627	806	840	707	701	-0.8
Rumford	989	936	751	781	881	1,184	1,064	1,255	1,287	1,542	19.8
South Paris	422	455	494	452	552	550	763	846	654	757	15.7
Sub Total	1,955	1,891	1,797	1,839	1,978	2,361	2,633	2,941	2,648	3,000	13.3
DISTRICT 12: Farmington	1,730	1,696	1,770	1,572	1,472	1,557	1,594	1,675	1,347	1,933	43.5
Skowhegan	3,014	3,037	2,856	3,120	3,196	2,660	3,011	3,056	2,477	3,859	55.8
Sub Total	4,744	4,733	4,626	4,692	4,668	4,217	4,605	4,731	3,824	5,792	51.5
DISTRICT 13: Dover-Foxcroft	898	1,057	1,088	1,264	1,367	1,820	1,742	1,741	1,372	1,469	7.1
Lincoln	1,721	1,779	2,044	1,997	1,777	2,253	2,352	2,188	2,136	1,994	-6.6
Millinocket (g)	544	930	1,074	1,187	1,313	1,438	1,420	1,218	792	916	15.7
Sub Total	3,163	3,766	4,206	4,448	4,457	5,511	5,514	5,147	4,300	4,379	1.8
TOTAL (g)	77,182	62,113	72,909	89,597	102,312	113,328	128,103	126,489	113,820	119,837	5.3

Waivers are disposed cases in which the defendant waives a court appearance in favor of paying a fine. The bulk of these waivers are for civil violations and traffic infraction cases, but some marine resources, and fish and game waivers are also included.

Footnotes appear at the end of this section.

DISTRICT COURT CASE TYPE DEFINITIONS

GENERAL CIVIL: Includes all civil cases not separated out below, including reciprocal cases. Does not include civil violations which were formerly considered criminal cases.

FORCIBLE ENTRY: Includes all forcible entry and detainer cases.

LAND USE: Includes all land use cases under M.R.Civ.P.80K; applications for administrative inspection warrants under M.R.Civ.P.80E; and applications for survey and test warrants under M.R.Civ.P.80J.

MONEY JUDGMENTS: Includes disclosure cases involving the collection of civil judgments, but does not include small claims disclosures.

SMALL CLAIMS: Includes only small claims cases, does not include small claims disclosures.

PROTECTION FROM ABUSE: Includes protection from abuse cases under 19 M.R.S.A., Chapter 14.

DIVORCE: Includes all divorce cases, including foreign divorce judgments filed under the Uniform Child Custody Jurisdiction Act (19 M.R.S.A. §816) and under the Uniform Enforcement of Foreign Judgments Act (14 M.R.S.A. §8003, §8004).

PROTECTION FROM HARASSMENT: Includes all protection from harassment cases under 5 M.R.S.A., Chapter 337-A.

OTHER FAMILY MATTERS: Includes child support (19 M.R.S.A. §214), judicial separation (19 M.R.S.A. §581), annulment (19 M.R.S.A. §632), settlement of claims of infant plaintiffs (M.R.Civ.P.17A), paternity, marriage waivers, emancipation and URESA cases.

PROTECTIVE CUSTODY: Includes all protective custody cases and medical treatment proceedings under Title 22.

MENTAL HEALTH: Includes all mental health cases under Title 34-B such as petitions for commitment to a mental hospital, commitment to a mental retardation facility and sterilization applications.

JUVENILE: Includes all offenses committed by juveniles.

CRIMINAL A.B.C: Includes all crimes classified as murder, A, B, or C. (Such offenses committed by juveniles are included in the "juvenile" category).

CRIMINAL D.E: Includes all Title 17A crimes classified as D or E, plus all other non-traffic criminal offenses such as Fish and Wildlife, and Marine Resources. Does not include Title 29 violations. Does not include civil drug violations. (Such offenses committed by juveniles are included in the "juvenile" category).

TRAFFIC CRIMINAL: Includes all Title 28 and 29 Class D or E non-infracton traffic offenses such as Criminal OUI, Driving After Suspension, and Reckless Driving. Also includes criminal commercial motor vehicle cases. (Such offenses committed by juveniles are included in the "juvenile" category).

CIVIL VIOLATIONS AND TRAFFIC INFRACTIONS: Includes all traffic infractions and those civil violations which have received a criminal docket number and which are punishable by fine, such as municipal ordinances, possession of a usable amount of marijuana, possession or transportation of liquor by minors, and dogs running at large. (Such offenses committed by juveniles are included in the "juvenile" category).

DISTRICT COURT FOOTNOTES

(a) In **Belfast** District Court, estimates have been provided for 1982 criminal A-B-C and criminal D-E filings.

(b) In **Van Buren** District Court, estimates were provided for 1982 dispositions.

(c) In **Houlton** District Court, estimates have been provided for 1982 traffic criminal and criminal D-E dispositions, and all waivers.

(d) **Bath** and **Brunswick** District Courts were held at separate locations until July 1, 1990 when they combined their activities at the Bath location. Data from years prior to the consolidation have been combined to preserve the ability to perform trend analyses.

(e) In **Bridgton** District Court during 1982, some cases were erroneously recorded as "criminal D-E" cases when they should have been "traffic criminal" cases.

(f) In **Portland** District Court, the criminal A-B-C dispositions for 1982 included 345 cases which remained pending because they were not dismissed by the District Attorney when they resulted in indictments in the Superior Court.

(g) Waivers data were incomplete during 1983 as follows:

Madawaska: No waivers reported in October.

Van Buren: No waivers reported from May thru December.

Augusta: No waivers reported from March thru July.

Portland: No waivers reported from March thru October.

Biddeford: No waivers reported in June and August.

Millinocket: No waivers reported in March.

Waivers data were incomplete during 1984 as follows:

Augusta: No waivers reported in July, August, September and December.



APPENDIX IV

ADMINISTRATIVE COURT

CASELOAD STATISTICS

ADMINISTRATIVE COURT CASELOAD STATISTICS

Table AC-1 portrays Administrative Court caseload since 1982. While filings have fluctuated markedly over these years from a low of 285 to a high of 422, FY'91's filings of 423 are the highest number of filings to date. The vast majority of this court's caseload originates from the Bureau of Liquor Enforcement.

Table AC-2 indicates the considerable amount of time contributed by Administrative Court judges and staff to the hearing of cases for the Superior Court and the District Court.

TABLE AC-1

	FILINGS										DISPOSITIONS									
	1982	1983	1984	1985	1986	1987	1988	FY'89	FY'90	FY'91	1982	1983	1984	1985	1986	1987	1988	FY'89	FY'90	FY'91
Appeal from Decisions of Bur. of Alcoholic Beverage	-	1	-	1	-	1	1	-	-	-	-	-	-	1	-	1	1	-	-	-
Appeal from Board of Registration in Medicine	-	-	-	-	-	1	-	-	-	-	-	-	-	-	-	-	-	-	-	-
Appeal from Decision of D.O.T.	1	-	-	-	-	-	-	-	-	-	-	1	-	-	-	-	-	-	-	-
Appeal from Decision of Liquor Commission	1	-	1	-	-	1	-	1	-	-	1	-	-	1	-	1	-	1	-	-
Appeal from Board of Dental Examiners	-	-	-	-	-	-	-	-	1	-	-	-	-	-	-	-	-	-	1	-
Appeal from Decision of Real Estate Commission	-	-	-	-	-	-	-	-	2	2	-	-	-	-	-	-	-	-	-	2
Board of Chiropractic Examiners	-	-	1	-	-	-	-	-	-	-	-	-	-	-	-	-	-	-	-	-
Board of Dental Examiners	-	1	-	-	-	-	-	-	-	-	1	2	-	-	-	-	-	-	-	-
Board of Examiners of Psychologists	1	-	-	-	-	-	-	-	-	-	-	-	-	-	-	-	-	-	-	1
Board of Registration in Medicine	-	1	2	-	4	1	1	-	1	-	-	1	1	1	3	-	1	-	2	1
Brd. of Regis. of Substance Abuse Counselors	-	-	-	-	1	-	-	-	-	-	-	-	-	-	-	1	-	-	-	-
Brd. of Trustees of Me.Crim.Justice Academy	-	1	-	-	-	-	-	-	-	-	-	1	-	-	-	-	-	-	-	-
Brd. of Underground Storage Tank Installers	-	-	-	-	-	-	-	1	-	-	-	-	-	-	-	-	-	-	1	-
Bureau of Consumer Credit Protection	-	-	1	-	-	-	-	-	-	-	-	-	1	-	-	-	-	-	-	-
Bureau of Liquor Enforcement	255	318	395	273	348	327	279	350	348	418	283	290	403	279	364	299	281	344	369	399
Bureau of Maine State Police	4	-	-	-	8	2	-	-	-	-	3	-	-	-	10	2	-	-	-	-
Citizen Complaint Against a Notary Public	-	1	-	-	-	-	-	-	-	-	-	1	-	-	-	-	-	-	-	-
Commissioner of Educational & Cultural Services	-	-	-	-	-	1	-	-	-	-	-	-	-	-	-	1	-	-	-	-
Dept. of Environmental Protection	-	-	-	-	-	-	-	-	-	-	-	-	-	-	-	-	-	-	-	-
Department of Human Services	7	1	4	2	2	5	2	2	3	3	6	4	3	3	-	3	3	3	3	0
Dept. of Agricultural, Food & Rural Resources	-	-	1	-	-	-	-	-	-	-	-	-	-	-	-	-	-	-	-	-
Dept. of Inland Fisheries and Wildlife	-	3	-	-	-	-	-	-	-	-	-	1	-	-	-	-	-	-	-	-
Dept. of Marine Resources	6	-	-	-	-	-	-	-	-	-	5	1	-	-	-	-	-	-	-	-
Dept. of Mental Health & Retardation	1	-	-	-	-	-	-	-	-	-	-	1	-	-	-	-	-	-	-	-
Electricians Examining Board	-	-	1	-	-	-	-	-	-	-	-	-	1	-	-	-	-	-	-	-
Harness Racing Commission	8	17	12	-	1	-	-	2	-	-	8	13	11	2	1	-	-	1	-	-
Oil and Solid Fuel Licensing Board	-	-	1	-	-	-	-	-	-	-	-	-	-	1	-	-	-	-	-	-
Petition for Review Board of Veterinary Medicine	-	-	-	-	-	-	-	-	1	-	-	-	-	-	-	-	-	-	-	1
Petition for Review Board of Osteopathic Examiners	-	-	-	-	-	-	-	-	1	-	-	-	-	-	-	-	-	-	-	-
Real Estate Commission	1	1	1	1	-	-	-	-	-	-	-	1	1	1	-	-	-	-	-	-
Secretary of State	-	-	-	-	-	1	-	-	-	-	-	-	-	-	-	1	-	-	-	-
State Board of Nursing	-	2	1	-	-	1	-	-	-	-	-	1	2	-	-	-	-	1	-	-
Superintendent of Insurance	-	2	1	1	-	-	-	1	-	-	-	2	1	1	-	-	-	-	1	-
TOTAL	285	349	422	278	364	341	283	357	357	423	307	320	424	290	378	309	286	350	377	404

PORTLAND DISTRICT COURT CASES HEARD BY ADMINISTRATIVE COURT JUDGES

TABLE AC-2

	1987 Hearings Held	1987 Orders Issued	1988 Hearings Held	1988 Orders Issued	FY'89 Hearings Held	FY'89 Orders Issued	FY'90 Hearings Held	FY'90 Orders Issued	FY'91 Hearings Held	FY'91 Orders Issued
Divorce	102	85	77	67	69	69	15	13	14	2
Civil	38	25	51	46	29	30	52	50	0	0
Protective Custody	-	-	-	-	-	-	-	-	81	81
Protection from Abuse	-	-	-	-	-	-	-	-	1	1
TOTAL	140	110	128	113	98	99	67	63	96	84

The Administrative Court devoted at least 1-1/2 weeks each month to the hearing of District Court cases.

CUMBERLAND COUNTY SUPERIOR COURT CASES HEARD BY ADMINISTRATIVE COURT JUDGES

	1987 Hearings Held	1987 Orders Issued	1988 Hearings Held	1988 Orders Issued	FY'89 Hearings Held	FY'89 Orders Issued	FY'90 Hearings Held	FY'90 Orders Issued	FY'91 Hearings Held	FY'91 Orders Issued
Divorce	301	243	340	312	369	335	355	339	330	337
Civil	16	10	11	7	5	3	-	5	-	-
TOTAL	317	253	351	319	374	338	355	344	330	337

The Administrative Court devoted at least 2 weeks each month to the hearing of Superior Court cases.

NOTE: • The number of "Hearings Held" reflects the number of times an Administrative Court judge spends one day (or any part of a day) conducting a District Court or Superior Court proceeding.

Example: a single case requiring 3 separate hearings would count as 3; a case in which a hearing consumed 3 consecutive days would count as 3.


• The number of "Orders Issued" reflects the number of times an Administrative Court judge makes a ruling, grants or denies a motion, or issues an order. These may involve cases recently filed in District or Superior Court, or cases which return for amendment.

• The filing and disposition of the cases are counted in the District and Superior Court Civil Tables.

APPENDIX V

COURT MEDIATION SERVICE

CASELOAD STATISTICS



COURT MEDIATION

During fiscal year 1991 the Court Mediation Service continued its service to the courts and the people of Maine. Domestic relations matters and small claims received mediation as an alternative form of dispute resolution.

The Court Mediation Service mediates only those cases pending in the courts. Mediation is mandatory in all contested domestic relations cases in which there are minor children, pursuant to 19 M.R.S.A. § 214, 581, 665, 722, 722A and 752 which includes legal separation, divorce and unmarried parents. The Court may also order parties to mediation in small claims cases pursuant to Small Claims Rule, Rule 5. The Court Mediation Service is overseen by the Court Mediation Committee, pursuant to 4 M.R.S.A. §18.

The Court Mediation Service is divided into seven regions, each having its regional coordinator. There are currently 54 mediators serving Maine courts. The District Court provides clerical assistance for the Court Mediation Service office and arranges for appropriate facilities in which to hold mediations. Court Mediators are independent contractors, receiving per diem fees and travel expenses.

Fiscal Year 1991 saw the first decrease in the number of cases mediated. Statewide, the total number of cases requiring mediation decreased from 5,596 in FY'90 to 4,637, a decrease of 17.1%.

The 4,637 cases mediated in FY'91 required 5,143 mediation sessions. Of these, 3,095 were domestic relations cases that required 3,563 sessions, or 1.15 sessions per case. Non-domestic cases totaled 1,541 and required 1,580 sessions, or 1.03 sessions per case. Of all cases mediated, 1,370 (29.6%) were reported as unresolved at the conclusion of the mediation; 50% of the total cases mediated were reported as resolved.

Caseload Summary by Type
Cases Disposed: 1986 - FY'91

	<u>1986</u>	<u>1987</u>	<u>1988</u>	<u>FY'89</u>	<u>FY'90</u>	<u>FY'91</u>
<u>DOMESTIC</u>						
Divorce	1,098	1,469	1,595	1,618	1,805	1,571
Amendment	698	851	813	794	1,011	975
Temporary Motion	214	294	357	342	328	294
Other	178	195	226	369	463	255
Sub Total	2,188	2,809	2,991	3,123	3,607	3,095
<u>NON-DOMESTIC</u>						
Small Claims	980	1,297	1,270	1,279	1,800	1,531
Prot.from Harassment (a)	-	-	-	58	85	4
Prot.from Abuse (a)	-	-	-	13	66	3
Sub Total	980	1,297	1,270	1,350	1,951	1,538
<u>CIVIL</u>	10	13	59	35	38	4
TOTAL	3,178	4,119	4,320	4,508	5,596	4,637

(a) Protection from Harassment and Protection from Abuse cases were not specifically tracked until January, 1989. The number of protective cases heard previously to this date (if any) was very low. The dramatic decrease in the number of Protection from Harassment and Protection from Abuse cases mediated in FY'91 was the result of the suspension of efforts to mediate such cases pending the findings of the Domestic Abuse and Mediation Project.

	DOMESTIC										NON-DOMESTIC						CIV IL		TO TAL			
	Div orce		Amend ment		Tempo rary Mo tion		Oth er		Sub- Total		Sm all Cla ims		Prot. from Haras s.(a)		Prot. from Abu se(a)		Sub- Total				#	%
	#	%	#	%	#	%	#	%	#	%	#	%	#	%	#	%	#	%				
1987																						
RESOLVED	732	49.8	358	42.1	143	48.6	76	39.0	1309	46.6	705	54.4	0	0.0	0	0.0	705	54.4	8	61.5	2022	49.1
REFERRED	322	21.9	246	28.9	62	21.1	46	23.6	676	24.1	508	39.2	0	0.0	0	0.0	508	39.2	2	15.4	1186	28.8
CONTINUED	186	12.7	101	11.9	48	16.3	33	16.9	368	13.1	65	5.0	0	0.0	0	0.0	65	5.0	1	7.7	434	10.5
OTHER	229	15.6	146	17.2	41	13.9	40	20.5	456	16.2	19	1.5	0	0.0	0	0.0	19	1.5	2	15.4	477	11.6
TOTAL NO.	1469		851		294		195		2809		1297		0	0		1297		13		4119		
1988																						
RESOLVED	858	53.8	342	42.1	196	54.9	112	49.6	1508	50.4	688	54.2	0	0.0	0	0.0	688	54.2	34	57.6	2230	51.6
REFERRED	312	19.6	258	31.7	91	25.5	49	21.7	710	23.7	503	39.6	0	0.0	0	0.0	503	39.6	11	18.6	1224	28.3
CONTINUED	258	16.2	117	14.4	53	14.8	39	17.3	467	15.6	62	4.9	0	0.0	0	0.0	62	4.9	11	18.6	540	12.5
OTHER	167	10.5	96	11.8	17	4.8	26	11.5	306	10.2	17	1.3	0	0.0	0	0.0	17	1.3	3	5.1	326	7.5
TOTAL NO.	1595		813		357		226		2991		1270		0	0		1270		59		4320		
FY'89																						
RESOLVED	808	49.9	374	47.1	195	57.0	199	53.9	1576	50.5	717	56.1	57	98.3	11	84.6	785	58.1	17	48.6	2378	52.8
REFERRED	353	21.8	241	30.4	79	23.1	104	28.2	777	24.9	499	39.0	1	1.7	1	7.7	501	37.1	9	25.7	1287	28.5
CONTINUED	271	16.7	111	14.0	50	14.6	31	8.4	463	14.8	50	3.9	0	0.0	1	7.7	51	3.8	6	17.1	520	11.5
OTHER	186	11.5	68	8.6	18	5.3	35	9.5	307	9.8	13	1.0	0	0.0	0	0.0	13	1.0	3	8.6	323	7.2
TOTAL NO.	1618		794		342		369		3123		1279		58	13		1350		35		4508		
FY'90																						
RESOLVED	845	46.8	434	42.9	177	54.0	250	54.0	1706	47.3	1009	56.1	68	80.0	57	86.4	1134	58.1	21	55.3	2861	51.1
REFERRED	407	22.5	321	31.8	81	24.7	104	22.5	913	25.3	678	37.7	17	20.0	6	9.1	701	35.9	11	28.9	1625	29.0
CONTINUED	332	18.4	164	16.2	50	15.2	65	14.0	611	16.9	97	5.4	0	0.0	3	4.5	100	5.1	3	7.9	714	12.8
OTHER	221	12.2	92	9.1	20	6.1	44	9.5	377	10.5	16	0.9	0	0.0	0	0.0	16	0.8	3	7.9	396	7.1
TOTAL NO.	1805		1011		328		463		3607		1800		85	66		1951		38		5596		
FY'91																						
RESOLVED	727	46.3	432	44.3	162	55.1	131	51.4	1452	46.9	859	56.1	3	75.0	3	100.0	865	56.2	3	75.0	2320	50.0
REFERRED	363	23.1	297	30.5	59	20.1	63	24.7	782	25.3	586	38.3	1	25.0	0	0.0	587	38.2	1	25.0	1370	29.5
CONTINUED	272	17.3	133	13.6	48	16.3	35	13.7	488	15.8	78	5.1	0	0.0	0	0.0	78	5.1	0	0.0	566	12.2
OTHER	209	13.3	113	11.6	25	8.5	26	10.2	373	12.1	8	0.5	0	0.0	0	0.0	8	0.5	0	0.0	381	8.2
TOTAL NO.	1571		975		294		255		3095		1531		4	3		1538		4		4637		

(a) Protection from Harassment and Protection from Abuse cases were not specifically tracked until January, 1989. The number of protective cases heard previously to this date (if any) was very low. The dramatic decrease in the number of Protection from Harassment and Protection from Abuse cases mediated in FY'91 was the result of the suspension of efforts to mediate such cases pending the findings of the Domestic Abuse and Mediation Project.

**COURT MEDIATION SERVICE
CASES MEDIATED BY TYPE OF CASE
1987 - FY'91**

TABLE CM-3

<u>DISTRICT COURT</u>	1987				1988				FY'89				FY'90				FY'91			
	Do- mestic (a)	Non- Do- mestic (b)	Civil (c)	Total	Do- mestic (a)	Non- Do- mestic (b)	Civil (c)	Total	Do- mestic (a)	Non- Do- mestic (b)	Civil (c)	Total	Do- mestic (a)	Non- Do- mestic (b)	Civil (c)	Total	Do- mestic (a)	Non- Do- mestic (b)	Civil (c)	Total
AUGUSTA	181	72	0	253	173	61	2	236	205	90	0	295	216	73	2	291	182	68	0	250
BANGOR	244	56	0	300	241	68	1	310	218	57	5	280	278	124	1	403	216	105	0	321
BAR HARBOR	14	11	0	25	33	20	0	53	29	19	0	48	33	23	0	56	19	26	0	45
BATH/BRUNSWICK	179	75	0	254	171	64	4	239	179	45	3	227	191	92	1	284	167	62	0	229
BELFAST	48	25	0	73	66	21	3	90	77	28	1	106	88	69	0	157	64	44	0	108
BIDDEFORD	212	154	1	367	197	155	6	358	209	142	5	356	275	172	6	453	187	167	0	354
BRIDGTON	21	35	1	57	33	25	0	58	26	40	0	66	64	38	0	102	63	24	0	87
CALAIS	20	0	0	20	13	0	0	13	17	0	0	17	17	0	0	17	18	0	0	18
CARIBOU	59	0	0	59	45	0	1	46	36	0	0	36	39	0	1	40	44	0	0	44
DOVER-FOXCROFT	50	27	0	77	67	34	1	102	40	43	2	85	53	26	1	80	47	24	0	71
ELLSWORTH	60	29	0	89	76	20	0	96	80	29	0	109	99	51	0	150	72	52	0	124
FARMINGTON	66	50	1	117	67	27	2	96	61	37	0	98	90	48	0	138	79	29	0	108
FORT KENT	1	0	0	1	0	0	0	0	0	0	0	0	2	0	0	2	7	0	0	7
HOLTON	28	0	0	28	14	0	0	14	13	0	0	13	34	0	0	34	36	0	0	36
LEWISTON	193	133	1	327	232	150	5	387	272	206	0	478	289	300	0	589	247	150	0	397
LINCOLN	39	25	0	64	19	22	1	42	35	25	2	62	45	29	2	76	21	27	0	48
LIVERMORE FALLS	13	0	0	13	14	0	0	14	16	0	0	16	15	0	0	15	19	0	0	19
MACHIAS	45	2	0	47	29	0	0	29	51	0	0	51	45	0	1	46	26	0	0	26
MADAWASKA	17	0	0	17	25	0	0	25	28	0	0	28	13	0	0	13	18	1	1	20
MILLINOCKET	32	12	0	44	30	14	1	45	23	10	1	34	33	36	0	69	27	17	0	44
NEWPORT	43	13	0	56	48	17	0	65	69	22	0	91	65	22	0	87	50	17	0	67
PORTLAND	379	251	3	633	453	239	15	707	411	239	5	655	481	405	3	889	418	328	0	746
PRESQUE ISLE	52	0	0	52	64	0	0	64	41	0	0	41	61	0	0	61	40	0	0	40
ROCKLAND	100	58	0	158	118	83	4	205	120	62	0	182	113	76	2	191	107	85	0	192
RUMFORD	47	0	1	48	34	0	0	34	43	0	0	43	43	0	0	43	34	0	0	34
SKOWHEGAN	76	62	1	139	95	55	1	151	124	67	0	191	124	70	0	194	117	62	0	179
SOUTH PARIS	39	0	0	39	42	0	0	42	46	1	0	47	52	0	0	52	35	0	0	35
SPRINGVALE	84	57	2	143	115	55	0	170	124	56	1	181	167	106	9	282	131	104	0	235
WATERVILLE	103	57	0	160	96	34	2	132	108	42	1	151	105	70	0	175	123	44	0	167
WISCASSET	75	34	1	110	70	37	1	108	85	39	0	124	94	47	0	141	79	31	0	110
YORK	62	59	0	121	64	69	0	133	104	51	0	155	109	47	6	162	127	74	0	201
District Court Total	2582	1297	12	3891	2744	1270	50	4064	2890	1350	26	4266	3333	1924	35	5292	2820	1541	1	4362
% of Total	66.4	33.3	0.3	100.0	70.5	32.6	1.3	100.0	74.3	34.7	0.7	100.0	85.7	49.4	0.9	100.0	64.6	35.3	0.0	100.0

See footnotes on following page.

COURT MEDIATION SERVICE
 CASES MEDIATED BY TYPE OF CASE
 1987 - FY'91

TABLE CM-3
 (con't.)

<u>SUPERIOR COURT</u>	1987				1988				FY'89				FY'90				FY'91			
	Do- mestic (a)	Non- Do- mestic (b)	Civil (c)	Total	Do- mestic (a)	Non- Do- mestic (b)	Civil (c)	Total	Do- mestic (a)	Non- Do- mestic (b)	Civil (c)	Total	Do- mestic (a)	Non- Do- mestic (b)	Civil (c)	Total	Do- mestic (a)	Non- Do- mestic (b)	Civil (c)	Total
ANDROSCOGGIN	14	-	0	14	12	-	0	12	11	-	1	12	4	0	0	4	6	0	0	6
ARCOSTOCK	5	-	0	5	7	-	0	7	1	-	0	1	8	0	0	8	9	0	0	9
CUMBERLAND	83	-	1	84	121	-	2	123	121	-	3	124	149	0	0	149	172	1	0	173
FRANKLIN	11	-	0	11	10	-	0	10	2	-	0	2	0	0	0	0	0	0	0	0
HANCOCK	7	-	1	8	10	-	0	10	3	-	0	3	5	0	0	5	4	0	0	4
KENNEBEC	10	-	0	10	6	-	1	7	8	-	0	8	8	0	1	9	9	0	0	9
KNOX	3	-	0	3	8	-	0	8	4	-	0	4	3	0	0	3	4	0	0	4
LINCOLN	7	-	0	7	1	-	1	2	1	-	0	1	1	0	0	1	3	0	0	3
OXFORD	8	-	0	8	5	-	1	6	2	-	0	2	5	0	0	5	2	0	0	2
PENOBSCOT	17	-	0	17	9	-	0	9	8	-	1	9	9	0	0	9	5	0	0	5
PISCATAQUIS	1	-	0	1	0	-	0	0	0	-	0	0	0	0	0	0	0	0	0	0
SAGadahoc	7	-	0	7	6	-	0	6	4	-	0	4	5	0	0	5	3	0	0	3
SOMERSET	31	-	0	31	24	-	1	25	23	-	0	23	22	0	0	22	29	0	0	29
WALDO	1	-	0	1	-	-	-	-	1	-	0	1	2	0	0	2	1	0	0	1
WASHINGTON	5	-	0	5	1	-	0	1	13	-	0	13	4	0	0	4	7	0	0	7
YORK	17	-	0	17	27	-	3	30	31	-	4	35	49	27	2	78	39	2	2	43
Superior Court Total	227	-	2	229	247	-	9	256	233	-	9	242	274	-	3	304	293	3	2	298
% of total	99.1	-	0.9	100.0	96.5	-	3.5	100.0	96.3	-	3.7	100.0	90.1	-	1.0	100.0	98.3	1.0	0.7	100.0
TOTAL ALL COURTS	2809	1297	14	4120	2991	1270	59	4320	3123	1350	35	4508	3607	1924	38	5596	3113	1544	3	4660
% of total	68.2	31.5	0.3	100.0	69.2	29.4	1.4	100.0	69.3	29.9	0.8	100.0	64.5	34.4	0.7	100.0	66.8	33.1	0.1	100.0

Cases requiring more than one mediation session are counted as one case.

(a) DOMESTIC includes divorce, temporary motions and motions to amend divorce, and actions to determine parental rights and responsibilities between unmarried parents.

(b) NON-DOMESTIC includes civil litigation in Superior Court; in District Court it includes civil litigation plus small claims.

(c) Includes civil litigation cases.

APPENDIX VI

COURT APPOINTED SPECIAL ADVOCATE (CASA)

CASELOAD STATISTICS

COURT APPOINTED SPECIAL ADVOCATE PROGRAM (CASA)

Maine's Court Appointed Special Advocate Program (CASA) continues to provide trained lay volunteers to serve as guardians ad litem in child protective custody disputes before the court. In FY'91, 119 volunteers were appointed in 212 new cases. Throughout the year 287 active CASA volunteers provided representation to 1,404 children in a total of 930 active cases.

In FY'91, 77 individuals were trained to be CASA volunteers. Training was provided by the Judiciary, the Attorney General's office, the Department of Human Services, members of the private bar, a child development psychologist from Bates College, and the CASA Program Director/legal consultant.

Each CASA volunteer conducts an independent investigation of the case in accordance with 22 M.R.S.A. § 4005. They are active participants in the legal process, and monitor each case as it proceeds through the legal and administrative process, providing the court with written recommendations regarding what is in the best interest of the children. CASA volunteers provide individual representation for the children and many continue to do so for a period of several years.

The commitment of the volunteers, the court, the social service agencies, mental health professionals and legal community is evidenced by the program's ability to grow without an increase in administrative staff. The program is administered by an independent contractor who is an attorney and a part-time Judicial Department employee.

The CASA program continues to serve in the following District Court locations. Augusta, Bangor, Bath/Brunswick, Belfast, Biddeford, Bridgton, Dover-Foxcroft, Ellsworth, Lewiston, Newport, Portland, Rockland, Skowhegan, South Paris, Springvale, Waterville and Wiscasset.

The following tables outline CASA's activities during FY'91, and

since its beginning in FY'86. Also included in this section is Table CP-1, which shows the total numbers of child protective case filings throughout the State since 1986. It is this caseload that CASA serves. In FY'91, CASA volunteers were assigned to represent the children involved in 212 (48.5%) of the 437 cases filed in the 17 courts where CASA is active.

CASA: FY'91 ACTIVITY SUMMARY

Number of New Cases Assigned	212
Number of children involved in new cases	348
Number of individual volunteers assigned to new cases	119
Total Active Cases During Year	930
Total # of Children Involved in Active Cases	1404
Total # of Individual Volunteers Assigned to Active Cases	287

CASA: FY'86 THROUGH FY'91

	<u># of Volunteers Trained</u>	<u># of New Cases Assigned</u>	<u># of Children Involved</u>
FY'86	102	80	165
FY'87	78	214	350
FY'88	69	260	482
FY'89	46	234	432
FY'90	18	134	298
FY'91	<u>77</u>	<u>212</u>	<u>348</u>
TOTAL	390	1134	2075

DISPOSITION SUMMARY OF CASA CASES (as of 6/30/91)

Of the 1,134 cases assigned since FY'86, 317 have been disposed as follows:

Dismissed	218
Terminated Parental Rights	78
Child Reached Age of Maturity (18 yrs.)	<u>21</u>
TOTAL	317

DISTRICT COURT - CHILD PROTECTIVE FILINGS DETAIL (a)

TABLE CP-1

	1986	1987	1988	FY'89	FY'90	FY'91
<u>DISTRICT 1:</u>						
Caribou	19	22	13	15	13	16
Fort Kent	(b)	(b)	(b)	(b)	(b)	(b)
Madawaska	29	13	10	10	17	12
Van Buren	(b)	(b)	(b)	(b)	(b)	(b)
Sub Total	48	35	23	25	30	28
<u>DISTRICT 2:</u>						
Houlton	18	12	17	32	21	17
Presque Isle	25	20	13	14	16	25
Sub Total	43	32	30	46	37	42
<u>DISTRICT 3:</u>						
•Bangor	80	63	65	83	70	61
•Newport	14	15	10	9	16	15
Sub Total	94	78	75	92	86	76
<u>DISTRICT 4:</u>						
Calais	10	7	10	7	12	9
Machias	14	8	13	11	8	12
Sub Total	24	15	23	18	20	21
<u>DISTRICT 5:</u>						
Bar Harbor	4	2	3	4	7	10
•Belfast	15	21	15	18	9	9
•Ellsworth	18	20	19	28	34	37
Sub Total	37	43	37	50	50	56
<u>DISTRICT 6:</u>						
•Bath/Brunswick	13	12	23	24	4	13
•Rockland	17	8	15	6	13	10
•Wiscasset	11	4	1	2	8	2
Sub Total	41	24	39	32	25	25
<u>DISTRICT 7:</u>						
•Augusta	49	51	21	23	22	29
•Waterville	27	18	12	15	10	6
Sub Total	76	69	33	38	32	35
<u>DISTRICT 8:</u>						
•Lewiston	60	53	50	54	22	39
Sub Total	60	53	50	54	22	39

	1986	1987	1988	FY'89	FY'90	FY'91
<u>DISTRICT 9:</u>						
•Bridgton	13	11	7	6	5	10
•Portland	99	98	92	72	63	68
Sub Total	112	109	99	78	68	78
<u>DISTRICT 10:</u>						
•Biddeford	60	45	40	42	25	57
•Springvale	34	29	20	18	22	30
York	9	5	4	2	2	6
Sub Total	103	79	64	62	49	93
<u>DISTRICT 11:</u>						
Livermore Falls	10	3	3	2	1	2
Rumford	6	12	3	4	3	1
•South Paris	2	4	5	2	9	5
Sub Total	18	19	11	8	13	8
<u>DISTRICT 12:</u>						
Farmington	11	7	6	7	8	8
•Skowhegan	39	25	31	24	22	25
Sub Total	50	32	37	31	30	33
<u>DISTRICT 13:</u>						
•Dover-Foxcroft	13	2	14	17	21	11
Lincoln	4	0	6	13	17	9
Millinocket	4	4	13	16	6	3
Sub Total	21	6	33	46	44	23
STATE TOTAL	727	594	554	580	506	557

These cases are also included on Table DC-4 (under "General Civil" in 1981-1987 and as a separate "protective custody" category in 1988 and FY'89-FY'91).

(a) Reflects the number of complaints filed in the District Court by the State Department of Human Services alleging child abuse or neglect. Figures do not reflect total number of individual children under protection (except in Bangor), as some complaints include more than one child per family.

(b) These courts handle only criminal caseload.

•These courts are served by the CASA program.