

# MAINE STATE LEGISLATURE

The following document is provided by the  
**LAW AND LEGISLATIVE DIGITAL LIBRARY**  
at the Maine State Law and Legislative Reference Library  
<http://legislature.maine.gov/lawlib>



Reproduced from scanned originals with text recognition applied  
(searchable text may contain some errors and/or omissions)

# ANNUAL REPORT FISCAL YEAR 1990



APR 9 1992

STATE LAW LIBRARY  
AUGUSTA, MAINE

KF  
8732  
.Z99  
M222  
1990  
c.2

# STATE OF MAINE JUDICIAL DEPARTMENT



# **ANNUAL REPORT FISCAL YEAR 1990**

## **State of Maine Judicial Department**

**Administrative Office of the Courts  
70 Center Street, P.O. Box 4820, D.T.S.  
Portland, Maine 04112**

**This annual report reports activity and caseload statistics on a fiscal year (July 1 - June 30) basis. Until fiscal year 1989, State of Maine Judicial Department reports had been done on a calendar year (January - December) basis. For the next several years, previous calendar year caseload data will be displayed in addition to the new fiscal year data in order to preserve the ability to perform trend analyses.**



State of Maine

ADMINISTRATIVE OFFICE OF THE COURTS

P.O. Box 4820 Downtown Station  
Portland, Maine 04112  
207-879-4792

Dana R. Baggett  
State Court Administrator

January 1991

The Honorable Vincent L. McKusick, Chief Justice of the Supreme Judicial Court  
The Honorable John R. McKernan, Governor of Maine  
Ladies and Gentlemen of the 115th Maine Legislature

It is my pleasure and privilege to transmit the Annual Report of the Judicial Department for the 12 month period between July 1, 1989 and June 30, 1990. This is the 14th such report.

The total number of filings in all courts of the Judicial Department declined by about one percent after climbing steadily since 1984. Dispositions in all courts reached an unprecedented peak of 326,070, however.

Filings in the Superior Court reached an all time high of 20,583, an increase of nearly 10% in one year. Dispositions kept pace with 19,837 being recorded, also record-breaking. Last year was the first one in which over 18,000 cases were disposed by Superior Courts statewide.

This report presents in words and data the activities and results achieved by nearly 400 women and men of the Judicial Department in its four court systems and offices located throughout the state, literally from Fort Kent to York and Calais to Springvale. No report can adequately describe the good work they do in service to the citizens of Maine.

This report was prepared by Marcy Kamin, Management Analyst in the AOC, ably assisted by Sherry Reed who compiled and edited the data. Debra Olken provided overall direction. Fran Norton produced the final report for publication. Many thanks to them all.

Sincerely,





## TABLE OF CONTENTS

"THE STATE OF THE JUDICIARY" by Chief Justice Vincent L. McKusick	1
 <b><u>THE YEAR IN REVIEW</u></b>	
Fiscal Information	7
Court Structure	12
State Court Caseload Summary	15
Court Administration	17
Statutory Responsibilities of the Administrative Office of the Courts	18
Activities and Projects	20
Committees of the Judicial Department	29
Judicial Roster	37
Clerk Roster	39
 <b><u>APPENDICES</u></b>	
I. <u>Law Court Caseload Statistics</u>	
Narrative Summary of Caseload Statistics	41
Statistical Tables	42
II. <u>Superior Court Caseload Statistics</u>	
Map of Superior Court Locations	49
Narrative Summary of Caseload Statistics (including Medical Malpractice claims)	50
Total Caseload Statistical Table	52
Civil Statistical Tables	53
Civil Definitions	63
URESAs Statistical Tables	65
Criminal Statistical Tables	69
Criminal Definitions	83
III. <u>District Court Caseload Statistics</u>	
Map of District Court Locations	85
Narrative Summary of Caseload Statistics	86
Statistical Tables	87
Case Type Definitions	116
Footnotes	117

IV. <u>Administrative Court Caseload Statistics</u>	
Statistical Tables	119
V. <u>Court Mediation Service Caseload Statistics</u>	
Narrative Summary of Caseload Statistics	121
Statistical Tables	121
VI. <u>Court Appointed Special Advocate (CASA) Program</u>	
Narrative Summary of Caseload Statistics	125
Statistical Table	126

## TABLES INDEX

### FISCAL INFORMATION

F-1 Comparative Expenditure Summary	7
F-2 Expenditures by Category	8
F-3 Comparative Revenue Summary	9
F-4 Comparative Revenue Summary for Superior Court	10
F-5 Comparative Revenue Summary for District Court and Administrative Court	11
AR-1 Active Retired Judges Status	14

### STATE COURT CASELOAD SUMMARY

CJR-1 Committee on Judicial Responsibility Complaints	26
CS-1 Court Security Incidents	28

### LAW COURT CASELOAD

LC-1 Total Caseload and Written Opinions	42
LC-2 Dispositions	43
LC-3 Average Time to Disposition	44
LC-4 Actual Time to Disposition	46
LC-5 Appellate Division Caseload	48



**SUPERIOR COURT CASELOAD**

MM-1	Medical Malpractice Cases	50
SC-1	Total Caseload Summary	52
SC-2	Civil Filings Summary	53
SC-3	Civil Dispositions Summary	54
SC-4	Civil Pending Caseload Summary	55
SC-5	Civil Filings and Dispositions by Type of Case	56
SC-6	Civil Dispositions by Type of Disposition	57
SC-7	Civil Jury Trials	58
SC-8	Civil Non-Jury Trials	59
SC-9	Age of Civil Pending Caseload	60
SC-10	Average Time to Civil Jury Trial	61
SC-11	Actual Time to Civil Disposition	62
SC-12	URESAs Filings Summary	65
SC-13	URESAs Dispositions Summary	66
SC-14	URESAs Pending Caseload Summary	67
SC-15	Criminal Filings Summary	69
SC-16	Criminal Dispositions Summary	70
SC-17	Criminal Pending Caseload Summary	71
SC-18	Criminal Filings and Dispositions by Type of Case	72
SC-19	Criminal Filings and Dispositions by Class of Charge	73
SC-20	Criminal Pending Caseload and Outstanding Warrants of Arrest	74
SC-21	Criminal Dispositions by Type of Case and Class of Charge	75
SC-22	Criminal Dispositions by Type of Disposition	76
SC-23	Criminal Jury Trials	77
SC-24	Criminal Jury Trials by Type of Case	78
SC-25	Criminal Jury Waived Trials	79
SC-26	Criminal Indictments - Average Time to Trial and Disposition	80
SC-27	Criminal Transfers - Average Time to Trial and Disposition	81
SC-28	Actual Time to Criminal Disposition	82

**DISTRICT COURT CASELOAD**

DC-1	Total Filings	87
DC-2	Total Filings in the Ten Largest Court Locations	89
DC-3	Filings, Excluding "Civil Violations and Traffic Infractions"	90
DC-4	Caseload by Type of Case	92
DC-5	Child Protective Filings Detail	111
DC-6	Waivers	112
DC-7	Electronic Recording Division, Number of Transcriptions	114
DC-8	Electronic Recording Division, Recording Time by Court Location	115

**ADMINISTRATIVE COURT CASELOAD**

AC-1	Caseload Statistics	119
AC-2	District Court and Superior Court Cases Heard by Administrative Court Judges	120

**COURT MEDIATION SERVICE CASELOAD**

CM-1	Caseload Summary by Type	121
CM-2	Statewide Summary by Case Type and Disposition	122
CM-3	Cases Mediated by Type of Case - Detail	123

**COURT APPOINTED SPECIAL ADVOCATE  
(CASA) ACTIVITY SUMMARY** 126

**“THE STATE OF THE JUDICIARY”**

**by**

**Chief Justice Vincent L. McKusick**

**A Report to the Joint Convention  
of the 114th Maine Legislature  
(Second Regular Session)**

**February 20, 1990**



## **"THE STATE OF THE JUDICIARY"**

**A Report to the Joint Convention of the 114th  
Legislature**

**By  
Chief Justice Vincent L. McKusick**

**February 20, 1990**

I come to this podium for the 12th time to report to you of the Legislature on the "State of the Judiciary." I come before you at a time when you are wrestling with money problems caused by a slowing economy. We who work in the courts know we must do what we can to help you meet those problems. It is times like these when the 3 C's of communication, cooperation, and comity among the three great branches are more important than ever. In a moment I will have something to say about budget matters, but my first obligation to you is to report on how the Maine courts are doing - where we've been in the last year and where we should be going.

The State of the Judiciary is sound. We are fulfilling our role as the backbone of a democratic society by ensuring the rule of law. In the most elementary terms an effective judiciary ensures that those who do violence against society can be prosecuted and punished; that a forum is available to resolve disputes among private citizens so that resort to lawlessness is avoided; and that elected and appointed boards and officials, whether state regulatory agencies, local zoning boards, police officers or others, are held to the rule of law by judicial review of their actions. Courts are the prerequisite to a society living under the rule of law as opposed to rule by force. The central place occupied by courts in our constitutional democracy is dramatized by the fact that from our earliest days the principal government building in every county has been designated the "Courthouse".

Going beyond those basic functions that have always made our courts of premier importance in maintaining the kind of society we

all desire, we in Maine have in recent decades turned time and again to the courts for help in addressing emerging public needs. Let me tick off some of the many areas in which the Legislature has added to the responsibilities of the courts: Fighting drunk driving, consumer protection, creation of strict product liability, protection against discrimination, protection of children and spouses from abuse and neglect, protection against harassment, environmental protection and regulation of land use, protection of our institutionalized citizens, control of health care costs, and the list goes on. In each case the courts become involved by the Legislature's creation of a new criminal offense or a new civil cause of action or a new right to judicial review of administrative action, or some combination of the three. In the last session alone, 40 new laws increased access to the courts: each of them represents the application of a judicial solution to a public problem. The Maine judiciary is performing well its steadily increasing role in society. At the same time we do it with a remarkably small judiciary. Maine stands either 48th or 49th among the states in the number of judges per capita.

In 1989 the workloads of all our courts continued at an all-time high. Filings in the Law Court fell just short of setting a new record; yet the Court again heard and decided that heavy load of appeals with reasonable promptness. No State Supreme Court in the country has a better record for sustained diligence and promptness in handling its appellate case load.

More than 340,000 new cases - an astonishing number to contemplate - were filed in our trial courts last year. The District Court did experience a drop in the number of traffic infractions brought to court, but that drop was more than offset by a 6.7% increase in all the rest of its civil and criminal case filings. It is those other cases, numbering 179,000 new cases last year, that make the greatest demand on District Court time and resources. The Superior Court saw a significant increase in the filings of both civil and criminal cases. Superior Court criminal filings were up 13% over 1988. At the same time the cases in both of our basic trial courts are becoming more complex and take more time to try.

In the Superior Court the prelitigation screening panels for medical malpractice cases continue to produce a success story. In the three years the program has been in operation, about 100 notices of malpractice claims have been filed each year. The screening panels are succeeding in disposing of the great bulk of these cases, thus avoiding suit being brought on those claims.

In 1989 the Court Mediation Service, under its director Jane Orbeton, had its busiest year ever, conducting almost 4700 mediations; over 70% in domestic relations. The high quality of the Maine Mediation Service has been recognized by the State Justice Institute. The Institute has given us a substantial grant to determine whether mediation can be safely and appropriately used for cases where domestic violence has occurred and if so to design a program of special mediation techniques and special mediator training for those cases.

1989 was a year of tremendous growth in our Court Appointed Special Advocates or CASA program. CASA, directed by Mary-Gay Kennedy, provides volunteer guardians ad litem in child protection proceedings. 306 new cases were assigned to CASA volunteers at 16 different court locations across the state. Typically a CASA volunteer works 10 to 15 hours a month for about 24 months on each case. At year's end, 195 dedicated and specially trained volunteers were actively representing the needs of children in 527 pending cases. Without these public-spirited volunteers the courts would have to appoint lawyers as guardians ad litem for the children. The CASA volunteers are saving the courts money and at the same time are rendering an invaluable service to children at risk.

Last summer the Supreme Judicial Court appointed a blue ribbon committee to review the Maine Code of Judicial Conduct. That Code has been in place since 1974. Colin Hampton, the former Chairman of the Committee on Judicial Responsibility and Disability, chairs the committee and Dean Wroth of the University of Maine Law School serves as consultant. As its first task, the Committee is drafting extensive financial reporting requirements for judges. I understand that in a matter of days the Committee's

draft will be distributed to the public for comment. My Court intends to take prompt action on this matter of financial disclosure by judges.

Last fall, our trial courts put into effect uniform child support guidelines. The federal government had mandated that all states adopt child support guidelines by October 12, 1989. In response to that mandate and to state legislation, the Supreme Judicial Court on the recommendation of an advisory committee experienced in such matters promulgated child support guidelines to meet the federal deadline. Pending before you is legislation on the same subject to remove any question of the proper division of responsibility between the legislative and judicial branches.

You also have before you a proposed resolve to support the creation of a Task Force on Gender Bias in the Courts, such as the task forces that now exist in more than half the states. This proposal results from my appointment last summer of an exploratory committee on that subject, co-chaired by Attorney Estelle Lavoie and Superior Court Justice G. Arthur Brennan. Most certainly gender bias has no place whatsoever in the Temple of Justice. All of us who have any responsibility with respect to the courts must be sensitized to guard against gender discrimination of any form or description. I commend that legislation to your favorable consideration.

In 1989, the Judicial Department's Education Committee, headed by my colleague Justice Hornby, developed an arrangement with the University of Maine Law School for the expanded and more effective use of our own in-state resources for continuing training for our judges. The arrangement recognizes that the law is becoming more complex and that continuing judicial education is essential to make best use of our Department's most valuable resource - our judges. Professor Zarr at the Law School has already produced two excellent programs for all of us judges and has started a library of video and other judicial education materials. The current budget strictures have forced us to cut the program back to a mere holding

position, but in the long haul it will be false economy not to make use of our resources right here at home in keeping our judges informed and productive.

All the promise of the Maine Court Facilities Authority that I reported to you last year is coming true. The addition to the Cumberland County Courthouse, financed in part by the Authority, is now well into construction and will be open by July 1 next year. The need to rebid that project turned out to be a blessing in disguise; the redesigned building has an additional large courtroom and is more functional and efficient, and still the second time around the project came in within budget. The Authority is now working on the bond issue to construct the new District Court building in West Bath (which will consolidate the Bath and Brunswick courts) and the District Court building in Presque Isle. That bond issue will also fund planning for court improvements in Dover-Foxcroft, Machias and York County. Under the guidance of the experts in finance and real estate development who serve on the Authority, we are achieving a more standardized and professional approach to planning court facilities.

I now turn to the budget. We have been working diligently on these matters with Finance Commissioner Millett and your Joint Committee on Appropriations and Financial Affairs. We in the courts have taken up the challenge to control expense. We now regularly ask ourselves the same question that was asked in the gas rationing days of World War II - some of us can remember those days - we ask, "Is this trip necessary?"

It is very difficult indeed for the courts to make adjustments of the magnitude asked of us. In my appearance before you last year I identified our number one need to be 50 new people in the clerks' offices at our 49 trial court locations. That need remains unmet. We have always run a tight ship. Now it must be an even tighter ship, but the opportunity for savings in our operational budgets is limited.

In this connection, let me make three points. First, the services

rendered by the courts are not discretionary on the part of the courts. Most of what the courts do is mandated by constitution or statute. The discretion to use the courts lies elsewhere. The courts have to take each case that comes in the door and address it fairly, judiciously and promptly. Once the Legislature defines criminal offenses, what comes to court depends upon law enforcement activity and prosecutorial discretion. On the civil side, nearly every session of the Legislature creates new causes of action or new areas of judicial review of governmental action. Discretion rests with the litigants who can obtain on demand the services of the courts. Let me give you one example of how that discretion was exercised under a statute now only 2-1/2 years old. Pursuant to the Protection from Harassment Act enacted in 1987, a person subjected by another to repeated acts of intimidation may obtain a court protective order. The Act requires the District Court to give clerical assistance to the plaintiffs in preparing the petition and other papers and then requires the court to hold a full hearing within 21 days. In its first full year in effect this new law produced about 3400 cases; almost as many as were produced that same year by the Protection from Family Abuse statute enacted 8 years earlier. The courts are entirely willing to take on this task - which the figures show is a necessary service for an harmonious society - but my point is that the courts have no discretion in the volume of additional work resulting from an expansion of the litigation rights of our citizens. Another very large item in the courts budget is made nondiscretionary by the United States and Maine Constitutions which mandate that the State provide counsel to indigent criminal defendants. In sum, the courts have relatively little in discretionary spending to eliminate.

My second point is that the courts are not big spenders. Our gross budget this year is of the order of \$32 million, only 1% of the total State budget. Furthermore, on the other side of the revenue-and-expenditure account, the courts collect fines and fees of well over \$22 million. Though the courts don't have any dedicated revenues for their support, the net burden of the Judicial Department on the public fisc is a relatively small one. I must note also that a curtailment in the operations of the courts

can have a counterproductive effect on court revenues.

My third point is this: Our budget problems present a challenge to all of us in State Government. A joint challenge is presented to us in the courts and you in the Legislature to identify and implement all those other savings in court expenditures that can be accomplished only by legislative action. To meet this joint challenge we look forward to working closely with a special subcommittee of your Appropriations Committee. Let me suggest merely by way of illustration three areas where you might help us in achieving desirable economies and budget control.

First, for two years the Probation and Parole Division of Corrections has conducted an indigency screening program in York and Cumberland Counties. This pilot program which screens out criminal defendants who do not qualify by indigency for appointment of state-paid counsel, is scheduled next month to be ended by Probation and Parole. Indigency screening more than pays for itself by reducing calls upon the sizeable line item for court-appointed counsel in our court budget. I hope we can find a way to continue and expand that program. The integrity of our court appointed counsel system is also at stake.

Second, by an historical anomaly the Judicial Department pays the fees for police officers and other prosecution witnesses in the District Court, even though the courts have no effective way of monitoring and controlling those expenses. Rationally, these witness fees, substantial in total amount, should be paid from the budgets of the district attorney offices, where those expenses can be monitored and controlled in the same way as all other prosecution expenses. Indeed, the district attorney offices do assume these expenses when the cases get into the Superior Court. Of course, we must work out a way for the district attorneys to have the wherewithal to take over this budget expense.

Third, in a time of fiscal stringency we might well consider consolidation of some of our 50 trial court facilities. Many are part-time courts. Some operate with a judge one day or less a week,

yet must be maintained and staffed full time to receive filings and to process necessary paperwork. The challenge is to carry out these cost-saving consolidations with a minimum of inconvenience to the public.

These three suggestions I submit to you as examples of what we jointly might do to meet the budget challenge. I know there are others. If we take joint action to make improvements in the operations of the courts, we will turn that budget challenge into a budget opportunity for the long pull.

Your Joint Committee on the Judiciary, through a subcommittee, has issued a final report on its Court Jurisdiction Study. I applaud its recommendations for increased liaison between the Legislature and the courts, including membership of the Judiciary Committee chairs on the Judicial Council. The Judicial Council is the body created by statute to "make a continuous study ..... of the judicial system" of Maine. I also believe firmly in the Study's recommendation that our Administrative Court be merged into our basic trial courts - its appellate jurisdiction going to the Superior Court and its licensing jurisdiction to the District Court. Now is the time for that sensible restructuring. By it we will be able to make the best use possible of our judicial resources. We in the courts look forward to implementing the Study's correlative recommendation that we set up a Family and Administrative Law Division for a two-year test at the Portland District Court. Our Chief Administrative Court Judge Dana A. Cleaves, very experienced in family law matters, will be in charge of that experiment. In organizing that new division and developing its method of operating, Judge Cleaves will have the full support and the personal involvement of myself and the other Chiefs, Pease, Goranites, and Brody.

The principal recommendation of the Judiciary Committee's Report I leave to the last. It recommends the creation of a commission to study the future of Maine's courts. It is timely that we lift our eyes up from our daily chores to look at the horizon ahead of us. Like the rest of the world, Maine is facing a host of demographic, economic, environmental, technological and other

societal changes. We must all become futurists to anticipate what new demands the 21st Century - less than a decade away - will make of our courts. I concur that a wide-ranging review of our court system could well be undertaken either by a special commission or by the existing Judicial Council.

We can be proud of our Maine courts. You in the Legislature and we in the Third Branch, year in and year out, in good times and not so good times, have worked together step-by-step to improve our courts - and thereby to improve the quality of justice rendered Maine citizens. We have made steady progress toward our goal - that's the State of Maine way. What I see as I go around the country as President-Elect of the Conference of Chief Justices confirms the high quality of our Maine courts. We must do our best in addressing budget exigencies of the moment to preserve the quality of justice in our beloved State. That is our challenge!





# **THE YEAR IN REVIEW**

## **FISCAL INFORMATION**

### **COURT STRUCTURE**

- Supreme Judicial Court (Law Court)
- Superior Court
- District Court
- Administrative Court
- Judicial Scheduling
- Use of Active Retired Judges

## **STATE COURT CASELOAD SUMMARY**

## **COURT ADMINISTRATION**

## **STATUTORY RESPONSIBILITIES OF THE ADMINISTRATIVE OFFICE OF THE COURTS**

### **ACTIVITIES AND PROJECTS**

- Court Facilities
- Trial Court Computerization
- Administrative Computerization
- Fiscal Department Activities
- Indigent Defense Activities
- Legislative Highlights
- Judicial Education
- County Law Libraries
- Maine Commission to Commemorate the Bicentennial of the United States Constitution
- Committee on Judicial Responsibility and Disability
- Maine Judicial Council
- Court Security Services

### **COMMITTEES OF THE JUDICIAL DEPARTMENT**

- Committee Listing
- Committee Membership

## **JUDICIAL ROSTER**

## **CLERK ROSTER**



## FISCAL INFORMATION

The Judicial Department operates from the State general funds which are appropriated by the Legislature. It also administers several grants from public sources. The expenditure and revenue data are presented for the State fiscal year ended June 30, 1990.

### Expenditures

Judicial Dept. expenditures for FY'90 totaled \$31,035,501, an increase of 12.5% over the previous year. The following is a summary of expenditures by Department subdivision:

COMPARATIVE EXPENDITURE SUMMARY FOR FISCAL YEARS ENDED JUNE 30TH

TABLE F-1

SUBDIVISION						% of	% Change	% Change
	<u>FY'86</u>	<u>FY'87</u>	<u>FY'88</u>	<u>FY'89</u>	<u>FY'90</u>	Total	86-90	89-90
District Court	\$8,709,312	\$9,591,748	\$10,638,773	\$12,564,983	\$12,235,340	39.4	40.5	-2.6 (d)
Superior Court (a)	\$7,674,554	\$8,111,336	\$9,287,113	10,068,416	8,744,533	28.2	13.9	-13.1 (d)
Supreme Judicial Court	\$1,633,938	\$1,732,209	\$2,031,360	2,429,509	2,437,554	7.9	49.2	0.3 (d)
Administrative Office of the Courts	\$778,073	\$697,175	\$812,600	1,004,438	876,379	2.8	12.6	-12.7
Court Automation	\$266,547	\$429,574	\$456,203	456,049	347,027	1.1	30.2	-23.9
Other Department Activities (e)	\$339,068	\$398,450	\$399,842	413,912	1,372,822	4.4	304.9	231.7
Administrative Court	\$228,212	\$290,714	\$331,788	356,127	372,411	1.2	63.2	4.6
Court Appointed Special Advocate	-	\$49,988	\$57,936	72,343	75,157	0.2	-	3.9
Court Security Administration	-	\$36,900	\$49,044	90,201	151,646	0.5	-	68.1
Special Projects (b)	\$46,912	\$31,962	\$62,395	97,237	89,781	0.3	91.4	-7.7
Bicentennial Commission	-	\$31,877	\$42,005	31,293	24,367	0.1	-	-22.1
Judicial Council (c)	\$7,007	\$8,275	\$6,732	13,865	6,316	0.0	-09.9	-54.4
Indigent Defense (d)	-	-	-	-	4,302,168	13.9	-	-
<b>TOTAL</b>	<b>\$19,683,623</b>	<b>\$21,410,208</b>	<b>\$24,175,791</b>	<b>\$27,598,373</b>	<b>\$31,035,501</b>	<b>100.0</b>	<b>57.7</b>	<b>12.5</b>

(a) As in prior years, statutory payments to county law libraries have been included within Superior Court expenditures.

(b) Special Projects which were administered with federal and private monies during the fiscal year were as follows:

Court Automation:	\$86,811
Purchase of books for various Law Libraries:	\$2,970

(c) The increase in Judicial Council expenditures from FY'88 - FY'89 is due to \$7,443 spent in FY'89 for the Alternative Dispute Resolution program, administered through the Council.

(d) Prior to FY'90, indigent defense costs were included in expenditure figures for the courts in which the costs originated. Indigent defense costs for FY'90 are broken out separately due to conversion to a new internal accounting system.

(e) This category increased dramatically in FY'90 due to the absorption of costs associated with construction of the Cumberland County Courthouse parking garage.

	% of "All FY86			% of "All FY87			% of "All FY88			% of "All FY89			% of "All FY90		
	Expenditures	Other	% of Total	Expenditures	Other	% of Total	Expenditures	Other	% of Total	Expenditures	Other	% of Total	Expenditures	Other	% of Total
PERSONAL SERVICES	\$9,417,648		48.0	\$10,491,081		49.1	\$12,993,706		53.9	\$13,965,295		50.6	\$15,394,692		49.6
ALL OTHER															
Court Appt. Counsel	\$1,962,178	20.0		\$2,162,649	20.8		\$2,087,750	19.5		2,925,974	22.6		3,649,054	24.0	
Pensions	\$1,290,029	13.1		\$1,348,635	12.9		\$1,467,626	13.7		1,450,729	11.2		1,527,953	10.1	
Traverse Jury Costs	\$1,133,717	11.5		\$1,187,574	11.4		\$1,194,790	11.2		1,297,370	10.0		1,242,543	8.2	
Leases	\$835,585	8.5		\$1,030,181	9.9		\$1,052,249	9.8		1,504,443	11.6		2,240,653	14.8	
Court Officers*	\$699,936	7.1		\$587,453	5.6		\$631,847	5.9		742,075	5.7		726,932	4.8	
Medical Services*	\$402,464	4.1		\$370,960	3.6		\$317,239	3.0		357,669	2.8		413,437	2.7	
Witness Fees*	\$384,495	3.9		\$426,497	4.1		\$434,988	4.1		461,676	3.6		585,740	3.9	
Telephone	\$345,516	3.5		\$401,388	3.9		\$325,473	3.0		350,962	2.7		415,173	2.7	
Bailiffs*	\$332,588	3.4		\$418,889	4.0		\$465,885	4.4		556,448	4.3		557,798	3.7	
In-State Travel	\$322,873	3.3		\$305,859	2.9		\$364,734	3.4		365,093	2.8		329,033	2.2	
Postage	\$301,870	3.1		\$302,584	2.9		\$326,187	3.0		393,886	3.0		421,135	2.8	
Mediators	\$204,159	2.1		\$273,502	2.6		\$257,621	2.4		245,405	1.9		341,698	2.3	
Printing/Binding	\$192,812	2.0		\$169,591	1.6		\$145,526	1.4		130,000	1.0		128,412	0.8	
County Law Libraries	\$189,085	1.9		\$189,250	1.8		\$189,250	1.8		195,490	1.5		204,594	1.3	
Photocopying	\$133,105	1.4		\$144,864	1.4		\$141,260	1.3		140,738	1.1		173,263	1.1	
Grand Jury Costs	\$132,323	1.3		\$128,690	1.2		\$122,370	1.1		121,478	0.9		162,459	1.1	
Office Supplies	\$131,201	1.3		\$131,907	1.3		\$129,073	1.2		157,722	1.2		160,582	1.1	
Books	\$106,740	1.1		\$93,489	0.9		\$102,576	1.0		150,717	1.2		211,198	1.4	
Transcript Costs*	\$100,322	1.0		\$90,355	0.9		\$91,030	0.9		101,328	0.8		124,867	0.8	
Misc. Professional Fees	\$89,732	0.9		\$67,394	0.6		\$67,122	0.6		214,400	1.7		126,391	0.8	
Investigators*	\$73,540	0.7		\$64,546	0.6		\$45,607	0.4		61,898	0.5		87,151	0.6	
Other*	\$459,568	4.7		\$525,745	5.0		\$746,666	7.0		993,159	7.7		1,343,415	8.9	
Total All Other	\$9,823,838	100.0	50.0	\$10,422,002	100.0	48.8	\$10,706,869	100.0	44.4	\$12,918,660	100.0	46.8	\$15,173,581	100.0	48.9
CAPITAL	\$395,226		2.0	\$465,163		2.2	\$412,821		1.7	\$714,420		2.6	\$467,028		1.5
TOTAL **	\$19,636,712		100.0	\$21,378,246		100.0	\$24,113,396		100.0	\$27,598,375		100.0	\$31,035,501		100.0

\*DEFINITIONS

**Court Officers:** Payments to county sheriffs to provide security in Superior Court and payments to county sheriffs and municipal police departments to serve as court complaint officers in District Court.

**Medical Services:** Psychiatric examinations and testimony under the following circumstances: involuntary hospitalization of mentally ill and mentally retarded individuals; periodic review of mentally ill individuals and re-certification of mentally retarded individuals; indigent criminal defendants, and any other criminal defendants upon the order of the judge, in Superior Court and District Court cases.

**Witness Fees:** Payments to municipal police departments, county sheriffs, state police and the State Department of Inland Fisheries and Wildlife for their officers to serve as witnesses for the prosecution in District Court cases, and for indigent defendants in Superior Court and District Court cases, and to private citizens serving as witnesses in any case.

**Bailiffs:** Payments to county sheriffs and municipal police departments to provide security in the District Court.

**Transcript Costs:** Transcript costs for indigent defendants, and for judicial review in sentencing.

**Investigators:** Investigators in indigent defense cases.

**Other:** Data processing, casual labor, complaint justices, research services, analysis and lab services, out of state travel, utilities, rent and repairs to equipment, subscriptions, dues, janitorial services, clothing, miscellaneous and minor equipment, training, and disability compensation.

\*\* Does not include special projects administered with federal monies.

**REVENUE**

Judicial Department gross revenue for FY'90 totaled \$22,055,022. Table F-3 below identifies a source breakdown of that revenue for FY'86 through FY'90. Revenue for Superior Court locations is shown on Table F-4. Revenue for the District Court locations, including the Administrative Court, is shown on Table F-5.

All funds collected by the Judicial Department, except project grants, go into the State general fund. A relatively small proportion of these funds consists of fines for specific violations of law which are dedicated to certain agencies. A comparative summary of dedicated fines by fiscal year is also shown below.

**COMPARATIVE REVENUE SUMMARY FOR FISCAL YEARS ENDED JUNE 30TH**

**TABLE F-3**

REVENUE	1986	1987	% Chg. '86-'87	1988	% Chg. '86-'87	1989	% Chg. '86-'87	1990	% Chg. '86-'87
• Superior Court	\$1,243,496	\$1,480,868	19.1	\$1,779,142	20.1	\$1,821,387	2.4	\$2,091,233	14.8
• District Court	12,273,563	14,497,824	18.1	17,307,393	19.4	18,568,536	7.3	19,619,219	5.7
• Administrative Court	82,932	100,672	21.4	96,032	-4.6	94,782	-1.3	113,226	19.5
• Miscellaneous (a)	154,947	218,194	40.8	228,999	5.0	72,525	-68.3	231,344	219.0
<b>TOTAL REVENUE</b>	<b>\$13,754,938</b>	<b>\$16,297,558</b>	<b>18.5</b>	<b>\$19,411,566</b>	<b>19.1</b>	<b>\$20,557,230</b>	<b>5.9</b>	<b>\$22,055,022</b>	<b>7.3</b>
<b>LESS DEDICATED REVENUE</b>									
• Dept. of Transportation	\$665,145	\$717,399	7.9	\$739,960	3.1	\$1,034,348	39.8	\$953,318	-7.8
• Dept. of Inland Fisheries & Wildlife	345,978	458,381	32.5	436,156	-4.8	499,658	14.6	506,806	1.4
• Transportation Safety Fund	118,720	102,160	-13.9	139,365	36.4	193,672	39.0	311,759	61.0
• Municipalities	49,631	52,186	5.1	64,373	23.4	51,440	-20.1	65,526	27.4
• Dept. of Agriculture	0	0	0.0	0		0		0	
• Dept. of Conservation	2,580	2,750	6.6	4,770	73.5	4,591	-3.8	3,970	-13.5
• Miscellaneous Agencies	5,929	3,950	-33.4	1,100	-72.2	32,951	2895.5	1,943	-94.1
• Jail Fund				250,739		348,551	39.0	367,688	5.5
<b>TOTAL DEDICATED REVENUE</b>	<b>\$(1,187,983)</b>	<b>\$(1,336,826)</b>	<b>12.5</b>	<b>\$(1,636,463)</b>	<b>22.4</b>	<b>\$(2,165,211)</b>	<b>32.3</b>	<b>\$(2,211,010)</b>	<b>2.1</b>
<b>NET GENERAL FUND REVENUE</b>	<b>\$12,566,955</b>	<b>\$14,960,732</b>	<b>19.0</b>	<b>\$17,775,103</b>	<b>18.8</b>	<b>\$18,392,019</b>	<b>3.5</b>	<b>\$19,844,012</b>	<b>7.9</b>
<b>REVENUE FOR SPECIAL PROJECTS</b>	<b>\$71,469</b>	<b>\$23,291</b>		<b>\$0</b>		<b>\$44,985</b>		<b>\$0</b>	

NOTE: This information is prepared on a cash basis and does not take into consideration any accruals.  
(a) FY'88 includes receipt of \$112,500 from Cumberland County District Attorney Extradition Account.

COMPARATIVE REVENUE SUMMARY FOR SUPERIOR COURT LOCATIONS FOR FISCAL YEARS ENDED JUNE 30TH

TABLE F-4

COURT	1986 Revenue	1987 Revenue	% chg. '86-'87	1988 Revenue	% chg. '87-'88	1989 Revenue	% chg. '88-'89	1990 Revenue	% chg. '89-'90
ANDROSCOGGIN (Auburn)	\$91,415	\$95,593	4.6	\$116,768	22.2	\$114,638	-1.8	\$186,563	62.7
ARCOSTOOK (Houlton)	64,378	60,369	-6.2	74,653	23.7	89,027	19.3	90,374	1.5
CUMBERLAND (Portland)	253,520	296,531	17.0	399,435	34.7	402,216	0.7	451,613	12.3
FRANKLIN (Farmington)	52,129	65,669	26.0	70,169	6.9	62,191	-11.4	83,817	34.8
HANCOCK (Ellsworth)	39,974	47,875	19.8	60,897	27.2	64,186	5.4	77,323	20.5
KENNEBEC (Augusta)	115,640	105,188	-9.0	113,662	8.1	129,908	14.3	127,761	-1.7
KNOX (Rockland)	74,112	88,138	18.9	90,302	2.5	88,692	-1.8	98,714	11.3
LINCOLN (Wiscasset)	53,826	103,314	91.9	70,345	-31.9	81,988	16.6	77,945	-4.9
OXFORD (South Paris)	41,080	49,806	21.2	70,821	42.2	54,394	-23.2	50,859	-6.5
PENOBSCOT (Bangor)	109,865	154,942	41.0	191,043	23.3	191,002	0.0	237,166	24.2
PISCATAQUIS (Dover-Foxcroft)	14,455	11,594	-19.8	21,070	81.7	24,917	18.3	13,593	-45.4
SAGadahoc (Bath)	29,698	19,997	-32.7	51,010	155.1	49,253	-3.4	59,983	21.8
SOMERSET (Skowhegan)	107,706	131,931	22.5	126,384	-4.2	136,815	8.3	137,318	0.4
WALDO (Belfast)	25,979	38,452	48.0	26,974	-29.9	35,015	29.8	39,272	12.2
WASHINGTON (Machias)	25,936	29,983	15.6	52,196	74.1	67,451	29.2	62,613	-7.2
YORK (Alfred)	143,783	181,486	26.2	243,413	34.1	229,694	-5.6	296,319	29.0
<b>TOTAL</b>	<b>\$1,243,496</b>	<b>\$1,480,868</b>	<b>19.1</b>	<b>\$1,779,142</b>	<b>20.1</b>	<b>\$1,821,387</b>	<b>2.4</b>	<b>\$2,091,233</b>	<b>14.8</b>

COMPARATIVE REVENUE SUMMARY FOR DISTRICT COURT AND ADMINISTRATIVE COURT FOR FISCAL YEARS ENDED JUNE 30TH

TABLE F-5

COURT	1986 Revenue	1987 Revenue	% chg 86-87	1988 Revenue	% chg 87-88	1989 Revenue	% chg 88-89	1990 Revenue	% chg 89-90
AUGUSTA	\$864,544	\$1,093,871	26.5	\$1,191,999	9.0	\$1,146,203	-3.8	\$1,067,674	-6.9
BANGOR	938,575	1,106,843	17.9	1,341,067	21.2	1,469,045	9.5	1,632,589	11.1
BAR HARBOR	69,944	107,440	53.6	108,397	0.9	163,493	50.8	162,625	-0.5
BATH	219,098	267,491	22.1	325,269	21.6	340,766	4.8	391,701	14.9
BELFAST	189,945	244,279	28.6	290,273	18.8	363,358	25.2	331,633	-8.7
BIDDEFORD	1,024,056	965,692	-5.7	1,494,282	54.7	1,537,475	2.9	1,496,709	-2.7
BRIDGTON	122,822	185,961	51.4	295,740	59.0	298,167	0.8	359,897	20.7
BRUNSWICK	368,851	372,437	1.0	568,573	52.7	606,459	6.7	546,660	-9.9
CALAIS	133,329	166,675	25.0	212,115	27.3	261,850	23.4	311,800	19.1
CARIBOU	144,499	175,423	21.4	209,772	19.6	222,469	6.1	225,878	1.5
DOVER-FOXCROFT	159,848	214,056	33.9	265,722	24.1	332,428	25.1	281,067	-15.5
ELLSWORTH	276,740	340,534	23.1	399,935	17.4	512,091	28.0	540,298	5.5
FARMINGTON	277,317	291,280	5.0	294,802	1.2	392,139	33.0	380,638	-2.9
FORT KENT	73,597	67,005	-9.0	83,028	23.9	75,937	-8.5	80,951	6.6
HOULTON	141,728	237,717	67.7	268,401	12.9	295,186	10.0	297,812	0.9
LEWISTON	814,686	910,611	11.8	1,127,120	23.8	1,077,214	-4.4	1,323,315	22.8
LINCOLN	172,309	206,436	19.8	285,803	38.4	305,097	6.8	295,567	-3.1
LIVERMORE FLS	62,824	94,548	50.5	118,376	25.2	151,522	28.0	136,695	-9.8
MACHIAS	132,519	181,905	37.3	184,275	1.3	194,494	5.5	203,786	4.8
MADAWASKA	66,135	76,934	16.3	79,715	3.6	66,070	-17.1	70,091	6.1
MILLINOCKET	129,761	154,735	19.2	178,456	15.3	197,338	10.6	193,901	-1.7
NEWPORT	224,544	307,377	36.9	430,197	40.0	444,512	3.3	461,285	3.8
PORTLAND	2,259,729	2,615,402	15.7	2,977,347	13.8	3,231,717	8.5	3,456,027	6.9
PRESQUE ISLE	240,693	285,963	18.8	339,780	18.8	335,886	-1.1	389,955	16.1
ROCKLAND	294,987	550,372	86.6	373,986	-32.0	357,324	-4.5	426,830	19.5
RUMFORD	166,552	210,912	26.6	242,778	15.1	250,864	3.3	296,403	18.2
SKOWHEGAN	490,414	559,756	14.1	680,974	21.7	818,159	20.1	859,559	5.1
SOUTH PARIS	143,915	169,037	17.5	198,913	17.7	230,929	16.1	221,248	-4.2
SPRINGVALE	378,356	487,888	28.9	566,846	16.2	559,844	-1.2	590,375	5.5
VAN BUREN	13,298	17,164	29.1	12,831	-25.2	26,994	110.4	29,936	10.9
WATERVILLE	545,192	664,241	21.8	747,818	12.6	886,379	18.5	878,143	-0.9
WISCASSET	252,666	289,994	14.8	334,021	15.2	325,489	-2.6	331,597	1.9
YORK	880,090	877,845	-0.3	1,078,782	22.9	1,091,638	1.2	1,346,576	23.4
<b>TOTAL</b>	<b>\$12,273,563</b>	<b>\$14,497,824</b>	<b>18.1</b>	<b>\$17,307,393</b>	<b>19.4</b>	<b>\$18,568,536</b>	<b>7.3</b>	<b>\$19,619,221</b>	<b>5.7</b>
ADMIN. COURT (Portland)	\$82,932	\$100,672	21.4	\$96,032	-4.6	\$94,782	-1.3	\$113,226	19.5
<b>GRAND TOTAL</b>	<b>\$12,356,495</b>	<b>\$14,598,496</b>	<b>18.1</b>	<b>\$17,403,425</b>	<b>19.2</b>	<b>\$18,663,318</b>	<b>7.2</b>	<b>\$19,732,447</b>	<b>5.7</b>

**DISTRICT COURT BUILDING FUND**

Pursuant to 4 MRSA §163(3), \$3,000 per month is transferred from the District Court appropriations to the District Court Building Fund. This fund is "to be used solely for the building, remodeling and furnishing of quarters for the District Court.....". Monies in this fund are carried forward from year to year.

The balance forward from fiscal year 1989 was \$8,545. The addition of \$36,000 from the appropriation for fiscal year 1989 plus a \$59,352 reimbursement from the Maine Court Facilities Authority brought the total available fund to \$103,897. Of this amount, \$30,628 was spent during the year on architect fees for the proposed West Bath facility, as well as for renovations in the Portland, Augusta, Lewiston, Rumford, Bangor and Springvale court locations, leaving a year-end balance of \$73,269.



## COURT STRUCTURE

### Supreme Judicial Court (Law Court)

The Supreme Judicial Court is the governing body of the Judicial Department and, sitting as the Law Court, it is the court of final appeal. The Law Court hears appeals of civil and criminal cases from the Superior Court; appeals from final judgments, orders and decrees of the Probate Court; appeals of decisions of the Public Utilities Commission and the Workers Compensation Commission's Appellate Division; appeals from the District Court in parental rights termination and foreclosure cases; interlocutory criminal appeals from the District and Superior Courts; and appeals of decisions of a single justice of the Supreme Judicial Court. A justice of the Supreme Judicial Court has jurisdiction to hear, with his consent, non-jury civil actions, except divorce or annulment of marriage, and can be assigned by the chief justice to sit in the Superior Court to hear cases of any type, including post-conviction matters and jury trials. In addition, the Supreme Judicial Court defines and regulates the practice of law and the conduct of attorneys in Maine by the promulgation of the Maine Bar Rules, published in the annual Maine Rules of Court. It is also the ultimate authority for admitting lawyers to the bar, and for administering lawyer discipline including disbarment. The justices of the Supreme Judicial Court make decisions regarding legislative apportionment and render advisory opinions concerning important questions of law on solemn occasions when requested by the governor, Senate or House of Representatives. Three members of the Supreme Judicial Court, appointed by the chief justice, serve as the Appellate Division for the review of criminal sentences of one year or more.

By statute, the chief justice is head of the Judicial Department, and the Supreme Judicial Court has general administrative and supervisory authority over the Judicial Department.

The Supreme Judicial Court has seven members: the chief justice and six associate justices. The justices are appointed by

the governor for seven-year terms, with the consent of the Legislature. The court determines the number, time and place of its terms depending on the volume of cases. The court sits in Portland four times a year and in Bangor twice a year. Each term runs from two to three weeks and handles from 50 to 60 cases.

Upon retirement, a Supreme Judicial Court justice may be appointed an active retired justice by the governor for a seven-year term, with the consent of the Legislature. On assignment by the chief justice, an active retired justice has the same authority as an active justice, and may sit in either the Supreme Judicial Court or the Superior Court. As of the end of Fiscal Year 1990, there were three active retired justices of the Supreme Judicial Court.

### Superior Court

The Superior Court was created by the Legislature in 1929 as Maine's trial court of general jurisdiction. The court has original jurisdiction over all matters (either exclusively or concurrently with other courts) that are not within the exclusive jurisdiction of the District Court. This is the only court in which civil and criminal jury trials are held. In addition, justices of this court hear appeals on questions of law from the District Court and from the Administrative Court.

There are 16 justices of the Superior Court who hold sessions of the Court in each of the 16 counties. The justices are appointed by the governor for seven-year terms, with the consent of the Legislature. A single justice is designated by the chief justice of the Supreme Judicial Court to serve as the chief justice of the Superior Court.

Upon retirement, a Superior Court Justice may be appointed an active retired justice by the governor for a seven-year term, with the consent of the Legislature. On assignment by the Superior Court chief justice, an active retired justice has the same authority as an active justice. As of the end of Fiscal Year 1990, there were three active retired justices of the Superior Court.

### District Court

The District Court was created by the Legislature in 1961 as Maine's court of limited jurisdiction. The court has original jurisdiction in non-felony criminal cases, traffic infractions and civil violations, can accept guilty pleas in felony cases and conducts probable cause hearings in felony cases. The court has concurrent jurisdiction with the Superior Court in divorce, non-equitable civil cases involving not more than \$30,000, and also may grant equitable relief in cases of unfair trade practices and in cases involving local land use violations. In practice, the District Court hears virtually all child abuse and neglect cases, termination of parental rights cases, protection from abuse cases and cases involving local land use violations. The District Court is the small claims court (for cases involving not more than \$1400) and the juvenile court. In addition, the court hears mental health, forcible entry and detainer, quiet title and foreclosure cases. It is the only court available for the enforcement of money judgments.

There are 25 judges in the District Court; the chief judge, who is designated by the chief justice of the Supreme Judicial Court, 9 judges-at-large who serve throughout the state, and 16 resident judges (including the chief judge) who sit principally within the districts where they live. The judges are appointed by the governor for seven-year terms, with the consent of the Legislature. On assignment by the chief justice of the Supreme Judicial Court, District Court judges may also sit in the Superior Court. Upon retirement, a District Court judge may be appointed an active retired judge by the governor for a seven-year term, with the consent of the Legislature. On assignment by the chief judge, an active retired judge has the same authority as an active judge. As of the end of Fiscal Year 1990, there were nine active retired judges of the District Court.

### Administrative Court

The Administrative Court was created by the Legislature in 1973

and became a part of the Judicial Department in 1978. Prior thereto, the Administrative Court had jurisdiction over suspension and revocation of licenses issued by a specific list of executive agencies. Effective July 1, 1978, the Legislature substantially expanded the jurisdiction of the Administrative Court. Other than in emergency situations, the Administrative Court was granted exclusive jurisdiction upon complaint of an agency (or, if the licensing agency fails or refuses to act within a reasonable time, upon complaint of the Attorney General), to revoke or suspend licenses issued by the agency, and original jurisdiction upon complaint of a licensing agency to determine whether renewal or issuance of a license of that agency may be refused. Effective in 1983, the Administrative Court also was granted exclusive jurisdiction to hear appeals from disciplinary decisions of the Real Estate Commission.

There are two judges of the Administrative Court; the Administrative Court judge and the Associate Administrative Court judge. The judges must be lawyers and are appointed by the governor for seven-year terms, with the consent of the Legislature. On assignment by the chief justice of the Supreme Judicial Court, Administrative Court judges regularly sit in the District Court and in the Superior Court, almost exclusively in Portland.

### Judicial Scheduling

In the District Court, 16 resident judges serve in the one of thirteen districts to which they are appointed by the governor, although occasionally they may assist in other districts in emergency instances. There are nine at-large judges who are scheduled by the deputy chief judge on a monthly basis. Seven District Court locations require the services of an at-large judge every month, leaving only one judge available to cover special assignments and vacancies due to illness, vacations, and educational conferences, and to assist courts experiencing particular backlog problems.

The chief justice of the Superior Court assigns Superior Court

justices to serve throughout the state, although justices serve primarily in a few courts close to their homes for most of the year. On a monthly or bi-monthly basis, the court administrators, in coordination with justices, clerks and attorneys, prepare schedules detailing the daily work of justices and court reporters, for approval by the chief justice.

**Use of Active Retired Judges**

Upon retirement, any justice of the Supreme Judicial Court or Superior Court, or any judge of the District Court or Administrative Court, may be appointed by the governor to active retired status. These members of the judiciary render invaluable service by their availability to serve throughout the state assisting overburdened courts. During Fiscal Year '90, three active retired Supreme Judicial Court justices, three active retired Superior Court justices, and nine active retired District Court judges served a total of 910 days, equivalent to the work of nearly four full-time judges.

Expenditures for days served in FY'90 totaled \$137,421. These expenditures yielded an average cost of \$151 per day of service, or \$36,163 per annum per full time equivalent judge.

Effective September 4, 1989, the Legislature doubled the per diem pay from \$75 to \$150 per full day, and from \$45 to \$90 per half day. This significantly increased the expenditures to active retired judges, yet the cost for these judicial services remained very reasonable.

**STATUS OF ACTIVE RETIRED JUDGES** TABLE AR-1  
1985 - 88, AND FY'89 - FY'90

	<u>1986</u>	<u>1987</u>	<u>1988</u>	<u>FY'89</u>	<u>FY'90</u>
<b><u>TOTAL NUMBER RETIRED JUDGES:</u></b>	10	10	14	14	15
<b><u>NUMBER OF DAYS SERVED:</u></b>					
- Supreme	0	1.5	2.5	0	1
- Superior	453.5	336.5	463	512	392
- District	387	375.5	501	568.5	487
<b><u>TOTAL COURT DAYS</u></b>	840.5	713.5	966.5	1080.5	880
- Other (conferences, committees)	0	13	26.5	33	30
<b><u>TOTAL DAYS SERVED</u></b>	840.5	726.5	993	1113.5	910
<b><u>COST OF SERVICES:</u></b>					
- Per diem Cost (a)	\$63,443	\$54,720	\$75,135	\$84,330	\$121,920
- Other expenses (b)	\$7,122	\$10,105	\$15,911	\$16,701	\$15,501
<b><u>TOTAL ANNUAL COST:</u></b>	\$70,565	\$64,825	\$91,046	\$101,031	\$137,421
- Number Full-Time Equivalent Judges (c)	3.5	3.1	4.2	4.7	3.8
- Average Cost per Day (d)	\$84.00	\$89.00	\$92.00	\$91.00	\$151.00
Annual Cost per F.T.E. Judge (e)	\$19,982	\$21,237	\$21,822	\$21,594	\$36,163

- (a) Per diem cost was \$75 per full day, and \$45 per half day, 1985-FY'89. Effective 9/4/89, daily rates increased to \$150/full day; \$90/half day.
- (b) Other expenses include mileage, lodging, meals and miscellaneous (phone, postage, etc.)
- (c) Number of total days served, divided by 238 (working days per year).
- (d) Total annual cost, divided by total number of days served.
- (e) Total annual cost, divided by number of full-time equivalent judges.

## STATE COURT CASELOAD SUMMARY

Caseloads throughout Maine's state system have undergone significant changes during the past several years. There are characteristic differences in today's court caseload compared to that of the 1970's, but these changes are difficult to quantify. For instance, statistics cannot demonstrate the degree to which civil litigation has become increasingly complex, and it is often impossible to document the actual impact of new legislation each year. Nonetheless, the statistics summarized on the following page and detailed in the appendices to this report should provide a basic understanding of state court caseload.

In the Law Court, 1989 filings increased by 2.3% compared to calendar year 1988. There were 540 cases filed and 452 cases disposed of in calendar year 1989. In cases for which opinions were written, the average time from notice of appeal to final disposition by the Law Court was slightly over nine months. The Court wrote 142 opinions in criminal cases and 199 opinions in civil cases. It took an average of 48 days for a case to proceed from oral argument to disposition, less than half the time required in 1981.

The Superior Court is the state's court of general jurisdiction. There were 20,583 cases filed in FY'90, of which 6,299 (31%) were civil cases. The average civil case required 455 days to reach disposition, an increase of only two days from FY'89. Of the 6,089 civil dispositions during FY'90, close to one-half were dismissed upon agreement of the parties. The 219 civil jury trials accounted for 3.5% of all dispositions.

The number of criminal filings in the Superior Court rose to an all-time high of 13,690 in FY'90, a 14.8% increase over the record previously set in FY'89. Although dispositions rose by 8%, the 12,702 dispositions still fell short of incoming filings, resulting in a pending caseload of over 8,313 cases. It should be noted, however, that 30% of all pending criminal cases are pending as a result of outstanding warrants of arrest. Almost one-half of all criminal case filings were transfers from the District Court involving Class D and Class E proceedings. Cases involving murder, Class A, Class B and Class C crimes (formerly classified as felonies) constituted 34% of the state's criminal caseload. A total of 56% of all dispositions were convictions, while dismissals by either the court or the District Attorney accounted

for 26%. Of the 7,360 convictions, 94% were by a plea of guilty. The 550 criminal jury trials accounted for 4% of all criminal dispositions.

The state's major court of limited jurisdiction is the District Court. The Court experienced a slight decrease in caseload during the past year, with 315,123 filings in FY'90, a 3.2% decrease from FY'89. This decrease reflects, in part, a decrease in the number of civil violations and traffic infractions, (the case category responsible for 43% of the Court's caseload), which totaled 135,455, 9.3% less than the number filed in FY'89. In FY'90, civil filings excluding civil violations and traffic infractions rose by 5% from FY'89 levels, and criminal filings increased by .3%.

The Administrative Court has jurisdiction over the suspension and revocation of administrative agency licenses. Almost all of this Court's caseload originates from the Bureau of Liquor Enforcement. In FY'90, filings in the Administrative Court remained constant from the level reported in FY'89, for a total of 357.

**STATE COURT CASELOAD SUMMARY**

Calendar Year	1981	1982	1983	1984	1985	1986	1987	1988	FY'89	FY'90	% Change '81-'90	% Change '89-'90
	<b>LAW COURT</b>											
Filings	521	478	486	513	518	520	565	528	(a)	540 (b)	3.6	(a)
Dispositions	549	468	480	493	520	516	492	542	(a)	452 (b)	-17.7	(a)
<b>SUPERIOR COURT</b>												
Filings	17,309	16,898	16,703	15,522	17,738	17,766	17,643	18,162	18,743	20,583	18.9	9.8
Dispositions	16,612	15,859	17,001	16,768	16,794	17,978	17,276	16,886	18,105	19,837	19.4	9.6
<b>DISTRICT COURT</b>												
Filings	228,523	215,471	227,920	220,717	248,869	268,355	293,896	321,557	325,560	315,123	37.9	-3.2
Dispositions	226,234	215,253	224,512	213,234	235,653	256,845	277,556	306,491	310,269	305,404	35.0	-1.6
<b>ADMINISTRATIVE COURT</b>												
Filings	311	285	349	422	278	364	341	283	357	357	14.8	0.0
Dispositions	298	307	320	424	290	378	309	286	350	377	26.5	7.7
<b>TOTAL CASELOAD</b>												
Filings	246,664	233,132	245,458	237,174	267,403	287,005	312,445	340,530	(a)	336,603	36.5	(a)
Dispositions	243,693	231,887	242,313	230,919	253,257	275,717	295,633	324,205	(a)	326,070	33.8	(a)

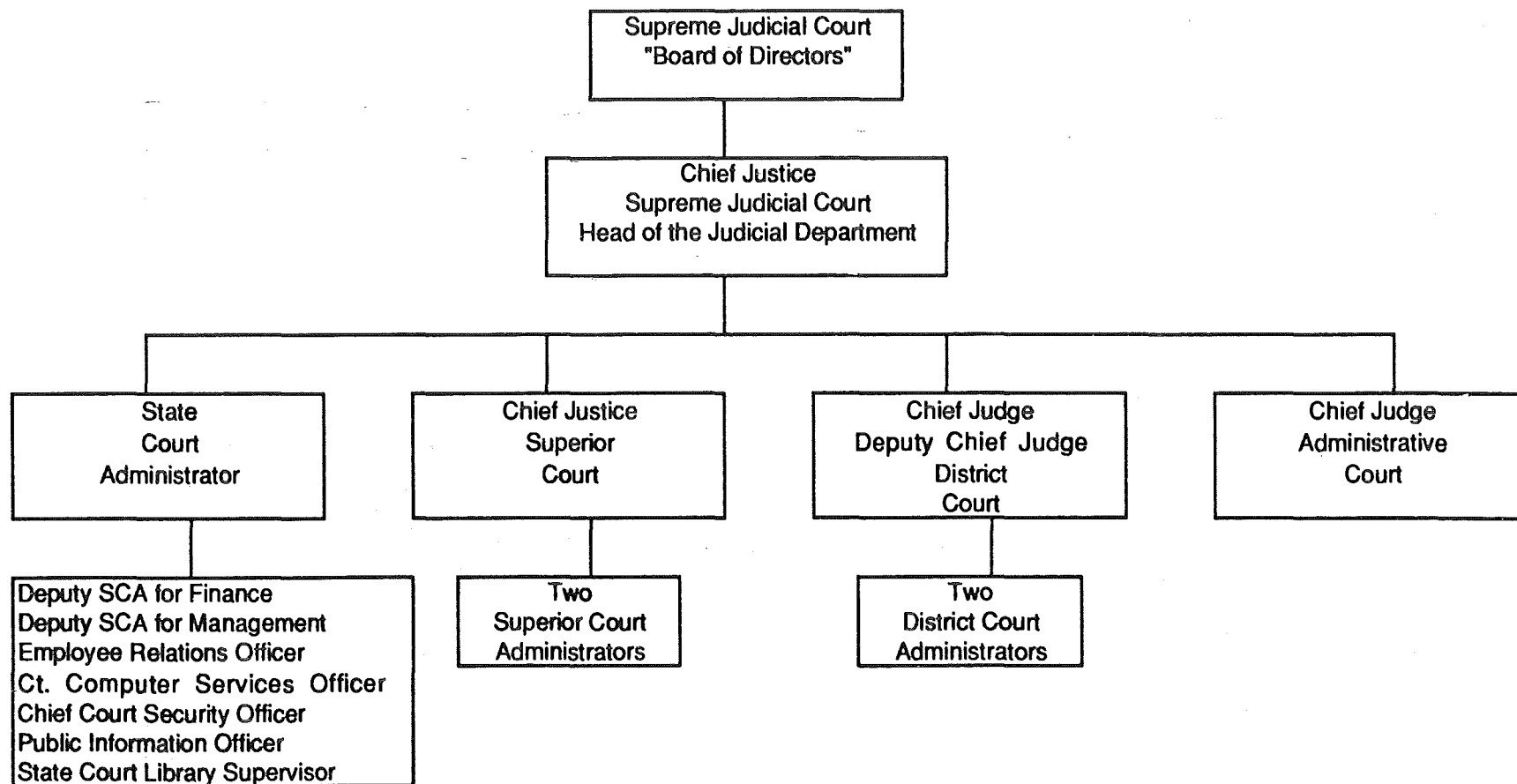
(a) Due to the record-keeping system used in the Law Court, and the transition from a calendar year to a fiscal year annual report, figures for FY'89 are not available.

(b) Due to the record-keeping system used in the Law Court, only calendar year 1989 figures are available.

## COURT ADMINISTRATION

The administrative structure of the Maine Judicial Department is similar to that of a corporation. The Supreme Judicial Court serves as the Department's "board of directors" and by statute has general administrative and supervisory authority over the Department. This authority is exercised by promulgating rules, issuing administrative orders, establishing policies and procedures, and generally advising the chief justice. The chief justice is designated as head of the Judicial Department and is assisted by the state court administrator. Each of the four operating courts has a single administrative head, responsible to the chief justice, who also heads the Law Court. The chief justice in the Superior Court and the chief judge in the District Court are each assisted by two court administrators. All four chiefs, together with the state court administrator, the trial court administrators, and some members of the Administrative Office of the Courts, meet at least every other month to address administrative and policy issues, although each court's chief meets with the respective administrators on a more frequent basis.

### JUDICIAL DEPARTMENT MANAGEMENT STRUCTURE



**STATUTORY RESPONSIBILITIES OF**  
**THE ADMINISTRATIVE OFFICE OF THE COURTS**

The Administrative Office of the Courts was created in 1975. The office is directed by the state court administrator who is appointed by and serves at the pleasure of the chief justice. The Administrative Office staff is appointed by the state court administrator with the approval of the chief justice, and includes the following positions: Accounting Clerks (4), Administrative Secretaries (2), Chief Court Security Officer, Computer Field Engineer, Court Computer Services Officer, Deputy Budget and Fiscal Officer, Deputy State Court Administrator for Finance, Deputy State Court Administrator for Management, Employee Relations Officer, Management Analyst, Programmer/Analysts (3), Public Information Officer, Purchasing Manager/Accountant, Revenue and Collections Manager, Senior Programmer/Analyst, and State Court Library Supervisor.

The state court administrator's responsibilities are detailed in 4 M.R.S.A. §17, as follows:

**1. Continuous survey and study.** Carry on a continuous survey and study of the organization, operation, condition of business, practice and procedure of the Judicial Department and make recommendations to the Chief Justice concerning the number of judges and other judicial personnel required for the efficient administration of justice. Assist in long and short range planning;

**2. Examine the status of dockets.** Examine the status of dockets of all courts so as to determine cases and other judicial business that have been unduly delayed. From such reports, the administrator shall indicate which courts are in need of additional judicial personnel and make recommendations to the Chief Justice, to the Chief Justice of the Superior Court and to the Chief Judge of the District Court concerning the assignment or reassignment of personnel to courts that are in need of such personnel. The administrator shall also carry out the directives of the Chief Justice as to the assignment of

personnel in these instances;

**3. Investigate complaints.** Investigate complaints with respect to the operation of the courts and relating to court and judicial security;

**4. Examine statistical systems.** Examine the statistical systems of the courts and make recommendations for a uniform system of judicial statistics. The administrator shall also collect and analyze statistical and other data relating to the business of the courts;

**5. Prescribe uniform administrative and business methods, etc.** Prescribe uniform administrative and business methods, systems, forms, docketing and records to be used in the Supreme Judicial Court, in the Superior Court and in the District Court;

**6. Implement standards and policies set by the Chief Justice.** Implement standards and policies set by the Chief Justice regarding hours of court, the assignment of term parts and justices;

**7. Act as fiscal officer.** Act as fiscal officer of the courts and in so doing:

**a. Maintain fiscal controls and accounts of funds** appropriated for the Judicial Department;

**b. Prepare all requisitions for the payment of state moneys** appropriated for the maintenance and operation of the Judicial Department;

**c. Prepare budget estimates of state appropriations** necessary for the maintenance and operation of the Judicial Department and make recommendations with respect thereto;

d. Collect statistical and other data and make reports to the Chief Justice, to the Chief Justice of the Superior Court and to the Chief Judge of the District Court relating to the expenditures of public moneys for the maintenance and operation of the Judicial Department;

e. Develop a uniform set of accounting and budgetary accounts for the Supreme Judicial Court, for the Superior Court and for the District Court and serve as auditor of the Judicial Department;

**8. Examine arrangements for use and maintenance of court facilities.** Examine the arrangements for the use and maintenance of court facilities and supervise the purchase, distribution, exchange and transfer of judicial equipment and supplies thereof;

**9. Act as secretary.** Act as secretary to the Judicial Conference;

**10. Submit an annual report.** Submit an annual report to the Chief Justice, Legislature and Governor of the activities and accomplishments of the office for the preceding calendar year;

**11. Maintain liaison.** Maintain liaison with executive and legislative branches and other public and private agencies whose activities impact the Judicial Department;

**12. Prepare and plan clerical offices.** Prepare and plan for the organization and operation of clerical offices serving the Superior Court and the District Court;

**13. Implement preservice and inservice educational and training programs.** Develop and implement preservice and inservice educational and training programs for nonjudicial personnel of the Judicial Department;

**14. Perform duties and attend other matters.** Perform such other duties and attend to such other matters consistent with the powers delegated herein assigned to him by the Chief Justice and the Supreme Judicial Court; and,

**15. Provide for court security.** Plan and implement arrangements for safe and secure court premises to ensure the orderly conduct of judicial proceedings. This includes the authority to contract for the services of qualified deputy sheriffs and other qualified individuals as needed on a per diem basis to perform court security-related functions and services. "Qualified deputy sheriffs and other qualified individuals" means those individuals who hold valid certification as law enforcement officers, as defined by the Maine Criminal Justice Academy, pursuant to Title 25, chapter 341, to include successful completion of such additional training in court security as provided by the academy or equivalent training. When under such contract and then only for the assignment specifically contracted for, the qualified deputy sheriffs or other qualified individuals shall have the same duties and powers throughout the counties of the State as sheriffs have in their respective counties. Qualified deputy sheriffs performing these contractual services shall continue to be employees of the counties in which they are deputized. Other qualified individuals performing such contractual services shall not be considered employees of the State for any purpose, provided that the other qualified individuals shall be treated as employees of the State for purposes of the Maine Tort Claims Act and the Workers' Compensation Act. They shall be paid a reasonable per diem fee plus reimbursement of their actual, necessary and reasonable expenses incurred in the performance of their duties, consistent with policies established by the State Court Administrator.



**ACTIVITIES AND PROJECTS**  
**JULY 1, 1989 - JUNE 30, 1990**

**COURT FACILITIES**

**Maine Court Facility Authority Projects**

Bids were opened on the Cumberland County Courthouse Addition in August 1989 after it was substantially redesigned following a bid opening in November of 1988 which produced a low bid that was \$1.7 million over budget. The Cumberland County Commissioners subsequently awarded a construction contract and ground was broken in the fall of 1989. Construction was contemplated to take 20 months, with completion in May of 1991.

The addition will provide a new facility for the Ninth Maine District Court. The Maine Superior Court will obtain three additional courtrooms and offices for the clerk of court. The project is funded by a \$4 million county bond issue and a \$6.5 million Maine Court Facilities Authority (MCFA) bond issue. The Judicial Department will amortize both bond issues by leasing the facility over an initial period of 20 years. The lease payments will cover both bond payments and operating costs. After the bonds are paid off, future Judicial Department lease payments will be reduced to cover operating costs only. Title to the addition is held by the Cumberland County Commissioners.

In the spring of 1990 the 114th Maine Legislature authorized the MCFA to issue an \$8.5 million bond issue for the construction of a new district court building in Presque Isle and a new district court facility in West Bath to accommodate a consolidation of the Bath and Brunswick district courts. Other projects contemplated in the bond issue are a study of the possible consolidation of both district and superior courts in York County, and the purchase of furniture and equipment for the Cumberland County Courthouse Addition.

The 114th Legislature also passed a resolution directing that the Presque Isle courthouse be named in honor of Judge Julian W.

Turner, who was the first resident judge of the district court there. Judge Turner was initially appointed in 1962 and served continuously until his retirement in 1988. Judge Turner then served as an active retired judge and devoted much of his energy to both planning and generating support for a new Presque Isle district court facility before his death on April 1, 1990.

As the fiscal year closed, bid documents on the West Bath and Presque Isle projects were being distributed to potential bidders.

**Supreme Judicial Court Facility in Augusta**

Work proceeded during the period on refining plans and cost estimates for a new Supreme Judicial Court in Augusta. The Supreme Judicial Court Plan and Design Commission received a comprehensive final report on February 28, 1990 from a nationally recognized court planning consultant, Michael Wong of Space Management, Inc., that recommended a site on state owned property near the Augusta Mental Health Institute, directly across the Kennebec River and east of the State Capitol.

The facility itself was estimated to cost about \$19 million.

The 114th Maine Legislature received the report in the spring of 1990 but decided not to include the project as part of a package of seven bond issues totaling nearly \$66 million to be included in a referendum in November 1990, citing budget problems.

The Commission was empowered to continue its study for the purpose of resubmitting the proposal to either the 115th or 116th Legislature.

**TRIAL COURT COMPUTERIZATION**

Fiscal Year 1990 has been a period of transition for the Administrative Office of the Courts' court computer services department.

Major focus was placed on personnel issues during the year. During the fall of 1989, the Administrative Office of the Courts' Deputy State

Court Administrator for Management became actively involved in the operations of the department, and worked with the director to implement both short and long range planning. Much time was spent on recruitment to fill two vacancies. The staffing organization was reconfigured to include a director, a senior programmer-analyst, three programmer analysts and a field engineer. And in March 1990, the director submitted his intention to resign, effective June 30, at which time a current employee assumed the position.

Changes in the computer systems were occurring as well. In December 1989, the decision to embark on automation of the Superior Court's criminal caseload was re-visited, and it was decided to indefinitely terminate that effort due to inadequate staffing resources. During the second half of the fiscal year, the priority placed on the development of a communications network for the District Court system was renewed and meetings were held with the state's Office of Information Services to insure close coordination of telecommunication efforts. Programs were standardized in all 33 court locations, enabling the computer staff to make program modifications and install them via mailed diskettes rather than personal visits.

### ADMINISTRATIVE COMPUTERIZATION

During FY'90 the Judicial Department made greater use of microcomputers to increase productivity in the trial courts as well as the administrative support units. By the close of the fiscal year approximately 90 work stations were equipped with Apple computers. All Supreme Court Justices, secretaries and law clerks, Superior Court law clerks and clerks of court, and AOC staff (including all accounting personnel) now have a microcomputer workstation and access to a printer.

Three communications networks were established during FY'90, including: a secured network for the exclusive use of Supreme Judicial Court justices; a general communications network linking all AOC functions, regional court administrators and Superior Court locations, and several other administrative units, and; a linkage between the AOC accounting microcomputers and the State's

MFASIS mainframe computer.

Based on these installations, there have been several key application developments which have had a dramatic impact on the efficiency of operations. These are:

1. The use of the Supreme Court network for opinion review. This system has revolutionized the review and discussion process because all opinion review and data storage is now handled by this system, saving mail costs, accelerating the review process, and making better use of secretarial time.
2. The use of the Superior Court network for transmission of juror payments. Formerly there were at least four manual and duplicative accounting steps necessary in order to issue checks to jurors. Because of the previously mentioned computer purchases and network installations in the Superior Court and the AOC, the original request is used to directly issue the check to the juror with no intermediate manual checks or reviews. This has reduced the payment cycle from up to four months under the manual system down to five working days, eliminated the need for two data entry clerks in the State Bureau of Accounts and Control, and reduced the number of payment errors.
3. The use of external legal data bases by Superior Court law clerks. The microcomputers for the Superior Court law clerks have been linked to two specialized legal data bases reducing the need for complete on-site reference materials.
4. Electronic mail capabilities. The communications networks now handle information, phone messages and documents within the AOC, the Superior Courts and various other administrative units which are dispersed geographically, reducing mailing costs, paper, and secretarial time.
5. Fixed asset recordkeeping. Through the use of an in-house application, immediate on-demand fixed asset status and inventory reports can be provided. Unlike the former manual system which was

slow, paper and labor intensive, and inaccurate, the new system allows better control and utilization of the fixed asset equipment base which now exceeds \$3,000,000.

## FISCAL DEPARTMENT ACTIVITIES

### Unpaid Fines/Collections

The addition to AOC staff of a full-time revenue/collections manager has resulted in greatly improved efficiency of statewide fees and fines collection efforts. The problem of unpaid fines, now in excess of \$3,000,000, has been attacked on several fronts:

1. Development of standard procedures regarding the administration of unpaid fines for use by all District and Superior Courts.
2. Formation of a special task force to review unpaid fines in each District Court including, in many cases, initiating arrest warrants. In excess of \$700,000 has been collected on old fines that would have remained uncollected prior to this effort.
3. Development of a statewide management reporting system for unpaid fines which includes aging reports and consolidation of fines by social security number.
4. Development of an automated interface with the State Bureau of Taxation so that unpaid fines can be offset against overwithheld state income taxes.
5. Installation of better controls over partial and deferred unpaid fines to ensure installment arrangements are honored.

### Court Financial Audit Program

With the courts now handling over \$22,000,000 in fees and fines and operating with a combined budget which exceeds \$31,000,000, several steps were taken during FY'90 to broaden and improve the court audit program. They were:

1. Development and distribution of a fiscal procedures manual, approved by the State Audit Department, for use by all court locations. Compliance with this manual is the program for all court audits. This has prevented the audit from being idiosyncratic and has fostered a constructive client relationship between the courts and the State Audit Department.

2. Acceleration of the audit program so that now all courts have been audited within a year of the latest fiscal year. This has been achieved by giving the audit program a management orientation and by using sampling rather than a total review of all transactions.

3. Formalization of audit recommendation/compliance procedure so that every audit is now responded to in writing by the clerk, court administrator, and court financial officer with plans for compliance or, occasionally, disagreement with the findings.

4. Broadening of the scope of the audit to now include fixed asset review and installment fine recordkeeping.

## INDIGENT DEFENSE ACTIVITIES

### Indigency Screening Project

Legislation creating the Indigency Screening Project was enacted in 1987 during the first regular session of the 113th Legislature (34 MRSA § 5405), effective September 29, 1987. Under the auspices of the Department of Corrections' Division of Probation and Parole, the legislation provided that two indigency screening units be established as pilot programs to operate for a two-year period, an advisory committee be appointed, and the Supreme Judicial Court promulgate appropriate guidelines.

An advisory committee established Cumberland County and York County as the pilot sites and developed standardized forms and guidelines for program operation. The Division of Probation and Parole assigned two of its probation officers to serve as the project's full-time indigency investigators. By July 1988, the two investigators

were covering all of the District Court and Superior Court locations in York and Cumberland counties. The program operated through 1989, providing information and advice to judges making indigency determinations. Without exception, judges whose courts were served by the screeners stated that the program added integrity and accuracy to their determinations of eligibility for court-appointed counsel. In February 1990, a final report was submitted to the Legislature lauding the project's cost effectiveness and recommending its continuation. Unfortunately, however, legislation to continue the program was defeated.

#### Indigent Defense Data Collection and Analysis

During FY'90, the Administrative Office of the Courts (AOC) continued the task of compiling and evaluating information about Maine's court-appointed counsel system. The most readily available detailed data about clients, cases and costs is provided through the attorney vouchers processed by the AOC. The method of data-collection centered on compiling information from these vouchers, as well as from invoices submitted by others (particularly mental health professionals) who provide services to indigent clients.

The task of keying and sorting this multitude of data was not a simple one. In addition to the great amount of time to key up to fifteen fields of information from each of over 12,000 vouchers, the process was further complicated by the need to accurately interpret inconsistencies in the information provided on the vouchers. The final pool of data represents the most complete source that has ever been available in this State. Specifics about case types, numbers of attorney hours, hourly rates of payment, and general costs are now available for each individual court, as well as statewide.

### LEGISLATIVE HIGHLIGHTS

Overview: During the legislative session, the Judicial Department Legislation Committee met regularly and continued to monitor legislation of interest to the courts. The Administrative Office of the Courts Department of Research and Analysis staff reviewed all 698 pieces of proposed legislation, tracked the status of 263 bills and

amendments that were determined to have potential impact on or interest to the Judicial Department, and prepared 77 fiscal and programmatic impact statements. The following listing summarizes the highlights of the 155 pieces of legislation ultimately enacted in fiscal year 1990 which were deemed to have impact on or to be of concern to the Judicial Department.

#### Second Regular Session of the 114th Maine Legislature (1990)

Extension of Maine Tort Claims Act protection against civil liability for mediators, court appointed special advocates, bail commissioners, and Court Mediation and CASA directors (P.L. 1990, Ch. 617).

Creation of new Class C and Class D crimes relating to criminal invasion of computer privacy (P.L. 1990, Ch. 620).

Allowance of proration of prison sentences for work performed by inmates for charitable organizations (P.L. 1990, Ch. 629).

Creation of a new Class C crime for attempting to convey contraband to any person in official custody (P.L. 1990, Ch. 706).

Clarification of laws regarding court security operations (P.L. 1990, Ch. 722).

Creation of a new civil cause of action allowing any water utility to bring a civil action for violation of municipal shoreland zoning ordinances in District or Superior Court (P.L. 1990, Ch. 733).

Revision of various sections of the Juvenile Code, including new requirements for sealing juvenile records (P.L. 1990, Ch. 744).

Strengthening of penalties for OUI offenses involving minors as passengers (P.L. 1990, Ch. 771).

Expansion of OUI laws including: allowing for chemical testing procedures which include urine tests for drug concentration levels, and establishing ignorance of the effects of prescription drugs as an affirmative defense to OUI charges (P.L. 1990, Ch. 784).

Codification and clarification of state child support guidelines as required by federal law (P.L. 1990, Ch. 834).

Creation of new Class B and Class C crimes for cultivation of large quantities of marijuana plants, and enactment of new provision relating to the suspension of driver's licenses of juveniles violating drug laws (P.L. 1990, Ch. 850).

Expansion of protection of the domestic abuse laws including requirement for provision of social services resource information to plaintiffs by court clerks and requirement that plaintiff be heard by a judge before temporary relief is denied (P.L. 1990, Ch. 862).

Revision of motor vehicle laws, including the establishment of a \$30 surcharge to OUI fines and penalties (P.L. 1990, Ch. 866).

Establishment of new civil and criminal penalties for habitual offenders, and new procedures requiring surrender of registration certificate and plates for offenses currently requiring suspension of drivers' licenses (P.L. 1990, Ch. 872).

Revision of child support award procedures relating to Department of Human Services cases (P.L. 1990, Ch. 877).

Implementation of recommendations of Court Jurisdiction Study including: establishment of Bath-Brunswick as a single judicial division; amendment of civil and criminal penalties relating to suspension of drivers' licenses; establishment of a family court pilot project; creation of a Commission to Study the Future of Maine's Courts (P.L. 1990, Ch. 891).

Creation of Department of Corrections sponsored community restitution centers and establishment of residence in a restitution center as a possible condition of probation (P.L. 1990, Ch. 898), *subject to ratification of bond issue in November 1990 general election.*

Authorization of increase from \$6,500,000 to \$8,500,000 in the

amount of the bond issue authorized by P.L. 1989, ch. 501, to be used for full or partial payment of the cost of courthouse projects (P.L. 1990, Ch. 920).

Amendment of definitions, schedules, and penalties relating to various drug offenses (P.L. 1990, Ch. 924).

Revision of correctional policy pertaining to juvenile offenders (P.L. 1990, Ch. 925).

Expansion of payments of "per employee fee" funding of the state employee assistance program to include Judicial Department (P.L. 1990, Ch. 936).

Expansion of MCJUSTIS Commission scope to include warrants administration (P&S Law 1990, Ch. 99).

Extension of benefits to excepted Judicial Department employees (P&S Law 1990, Ch.-107).

**In addition, numerous pieces of legislation were enacted which created new civil or criminal violations. While each law affects the Judicial Department in only a limited way, the laws in aggregate significantly impact court workload. (All are P.L. 1990).**

## JUDICIAL EDUCATION

The annual Judicial Conference was held September 24-26, 1989 at Sugarloaf U.S.A. In addition to the collegial meetings held by the justices/judges, subjects such as Abused Child Syndrome, Identification of Drug and Alcohol Impairment, and Traditional Character Evidence were covered in depth through forums including guest speakers and judicial panel members. At the close of the conference, Governor John R. McKernan, Jr. addressed the judiciary.

Members of the judiciary attended various professional and specialty programs during FY'90, including the National Judicial College in Nevada.

## COUNTY LAW LIBRARIES

Legislation enacted in 1981 (4 M.R.S.A., sec. 191 et seq.) regionalized the 18 law libraries located in Maine's county courthouses and created the State Court Library Committee with seven members appointed by the chief justice of the Supreme Judicial Court. The libraries are assigned to one of four tiers (based on collection size and potential use), and the state court library supervisor is charged with the general supervision of their professional functions.

Visits to each library included collection appraisals; meetings with local library committees on a variety of concerns; and working with those clerks of court and judicial secretaries responsible for the day to day operation of the libraries.

The conversion of briefs submitted to the Supreme Judicial Court to microfiche is an on-going project which has been extended to records as well. Fiche copies of the briefs are distributed to Cleaves Law Library (Portland), Penobscot County Law Library (Bangor), the Donald L. Garbracht Law Library at the University of Maine School of Law and the Maine State Law and Legislative Library (Augusta). Masters are on file at the Administrative Office of the Courts.

## MAINE COMMISSION TO COMMEMORATE THE BICENTENNIAL OF THE UNITED STATES CONSTITUTION

In 1987, the Legislature extended the life of the Maine Commission to Commemorate the Bicentennial of the United States Constitution to encompass the full 5 years of the Bicentennial celebration, which ends following the celebration in 1991 of the Bicentennial of the Bill of Rights. The celebration of the Bicentennial of the Constitution itself culminated in the publication by the Commission of the book, A Rising Sun, a collection of the addresses given by noted jurists and public figures at Commission sponsored events.

The Commission obtained a grant from the national Bicentennial Commission to support the writing and production of a play based on the trial and hanging of Thomas Bird in Portland in 1790. Richard Sewell, founder of the Theater at Monmouth, was commissioned to write the script and the Commission discussed production possibilities with appropriate theater companies. The Commission designed an art project on the Bill of Rights, for which it is seeking funding from public and private sources. Information and materials distributed by the national Bicentennial Commission were made available by the Maine Commission to educators and others.

## COMMITTEE ON JUDICIAL RESPONSIBILITY AND DISABILITY

The Committee on Judicial Responsibility and Disability was created by the Supreme Judicial Court by court order dated June 26, 1978, effective July 5, 1978. The Committee is empowered to receive and investigate complaints of judicial misconduct and disability. Judicial misconduct is defined by the Maine Code of Judicial Conduct, which was promulgated by the Supreme Judicial Court. By order of the Court, the Code of Judicial Conduct is binding on all state judges, except that it applies to judges of probate only as specifically provided in the Court's order promulgating the Code.

The Committee on Judicial Responsibility and Disability consist of seven members appointed by the Supreme Judicial Court. Two

Table CJR-1

members are either active or active retired justices of the Superior Court, active or active retired judges of the District Court, or active judges of probate. Two members are attorneys at law admitted to practice in the State of Maine, and three members are representatives of the general public of the State of Maine. The public and attorney members are appointed by the Supreme Judicial Court upon the recommendation of the Governor. Four alternate members are also appointed to serve with respect to any matter from which a regular member is excused or otherwise unavailable.

Proceedings before the Committee are typically begun upon receipt of a complaint concerning the conduct of a judge. If the Committee members decide that the facts involved in the complaint appear to come within its authority, a copy of the complaint is submitted to the judge for his/her response, and an investigation is conducted appropriate to the circumstances. Based upon its investigation and the judge's response, the Committee determines whether the complaint should be dismissed or if an evidentiary hearing is necessary. The Committee itself cannot impose disciplinary sanctions. Its findings and conclusions, together with recommendations, are reported to the Supreme Judicial Court. Thereafter, the matter is in the hands of the Court. The Committee may also seek informal correction of any judicial conduct or practice that may create an appearance of judicial misconduct.

Upon written request of the Governor or the Legislature's Joint Standing Committee on the Judiciary, in connection with consideration of the appointment of a person who is or has been a judge, the Committee is directed to provide information on any complaints made against that person and the Committee's disposition thereof. The Committee annually provides a summary of each year's activities to the Supreme Judicial Court.

Complaints may be lodged by writing: Committee on Judicial Responsibility and Disability, P.O. Box 8058, Portland, Maine 04104-8058. A booklet containing the Committee's rules and court orders is available upon request.

Disposition of Complaints before the Committee on Judicial Responsibility and Disability.

	<u>CY'85</u>	<u>CY'86</u>	<u>CY'87</u>	<u>CY'88</u>	<u>CY'89</u>
New Complaints	50	39	27	41	37
Dispositive Action Taken	45	46	28	40	31
Dismissed Without Referral	31	35	18	32	25
Dismissed After Referral	9	9	9	7	5
Referred to the SJC	5	2	1	1	1
Pending at End of the Year	14	7	6	7	13
Complaints Received as Defined by AJS-CJCO	NA	NA	47	56	65

## MAINE JUDICIAL COUNCIL

As set forth in 4 M.R.S.A. § 451, the purpose of the Judicial Council is to "make a continuous study of the organization, rules, and methods of procedures and practices of the judicial system of the State, the work accomplished, and the results produced by that system and its various parts."

The Council consists of the following members: the chief justice of the Supreme Judicial Court (chair, ex officio), the attorney general, the chief justice of the Superior Court, the chief judge of the District Court, the dean of the University of Maine Law School, an active or retired justice of the Supreme Judicial Court, one justice of the Superior Court, one judge of the District Court, one judge of a Probate Court, one clerk of courts, two lawyers, six laypersons, and the co-chairs of the Legislative Judiciary Committee. The executive secretary, a part-time contract employee, provides all executive services to the Council.

The full council met on two occasions during 1989.

The Council acted as a sponsor for a study of traffic case processing in the District Court, the review being conducted by the National Center for State Courts. Implementation of the study awaits funding that was not available in 1990.

During the 1990 legislative session, the Council worked unsuccessfully to support the merger of the Maine Administrative Court into the District and Superior Courts. It also endorsed the creation of a pilot project to establish a Family and Administrative Law Division in the District Court.

As a result of legislative action, and to improve communication between the Legislature and the Judicial Department, the co-chairs of the Legislative Judiciary Committee were made members of the Council, bringing its membership to 20.

The Council also continued its oversight of efforts to streamline the administration of arrest warrants within the State.

### Members of the Maine Judicial Council

Chief Justice Vincent L. McKusick, chair  
Associate Justice Robert W. Clifford, SJC  
Chief Justice Thomas E. Delahanty, II, Superior Court  
Justice Herbert T. Silsby, II  
Chief Judge Alan C. Pease, District Court  
Judge Peter J. Goranites  
Probate Judge Richard C. Poland  
Madeleine R. Freeman  
Maurice Harvey  
Perry M. Hudson  
Eugene Mawhinney  
Deborah Hjort, District Court Clerk  
Cecilia B. Rhoda, Reg. of Probate  
C. R. deRochemont  
Peter J. Rubin, Esq.  
Attorney General James E. Tierney  
L. Kinvin Wroth  
Barry Zimmerman, Esq.  
Sen. Barry J. Hobbins  
Rep. Patrick E. Paradis

### Executive Secretary

Murrough H. O'Brien, Esq.



## COURT SECURITY SERVICES

Once again this year, Maine experienced an increase in the number of incidents of courtroom disorder caused by a greater number of individuals seeking to influence the judicial process by threatening the judge, jurors, and/or witnesses. The figures presented in Table CS-1 reflect the efforts of Court Security Services to meet the increasingly difficult task of providing for court security, as mandated by statute.

The Judicial Department reimburses the county for all reasonable expenses associated with providing court security services. The provision of these services is now subject to formal contract relationships in 14 of the 15 participating counties. In Androscoggin County, and in limited other special cases, the Department contracts directly with qualified individuals to provide these services. These arrangements have proven to be both cost and time effective.

Despite cost-reduction measures taken during fiscal year 1990, the total budget for court security services reached close to the \$1.4 million dollar figure due to increased caseloads and the general increase in activity in this area. Cost-reduction measures included the reduction in court security staffing at every level, and the enactment of statutory revisions clarifying the role of county sheriffs in providing transportation and custody of prisoners at all court locations.

During this fiscal period, the Court concluded the federal grant project designed to determine if sharing court security staff between adjoining counties was effective in terms of costs and general staff availability. The final report suggests that such an arrangement has merit throughout the state.

A second federal grant project, sponsored by the Justice Assistance Administration in the amount of \$15,000, was begun during this fiscal period. The department is using these funds to substantially improve its drug evidence control and custody procedures within the Superior Court.

## COURT SECURITY INCIDENTS

Table CS-1

	<u>*1987</u>	<u>1988</u>	<u>FY'89</u>	<u>FY'90</u>
<u>Superior Court</u>				
• Special Threats	11	3	3	9
• General Threats	14	26	44	45
• Bomb Threats	1	1	2	1
• High Risk Trials/Hearings	7	17	17	14
• Escapes	-	-	-	1
Sub Total	33	47	66	70
<u>District Court</u>				
• Special Threats	9	7	17	13
• General Threats	9	19	36	50
• Bomb Threats	0	0	2	3
• High Risk Trials/Hearings	6	2	4	2
• Escapes	-	-	-	3
Sub Total	24	28	59	71
<u>Total</u>				
• Special Threats	20	10	20	22
• General Threats	23	45	80	95
• Bomb Threats	1	1	4	4
• High Risk Trials/Hearings	13	19	21	16
• Escapes	-	-	-	4
Grand Total	57	75	125	141

\*1987 represents the first full year of comprehensive data collection.

# COMMITTEES OF THE JUDICIAL DEPARTMENT

## Committee Listing

There are numerous functional committees within the Judicial Department. The purpose of these committees, which include judges, lawyers, and private citizens, is to assist the Supreme Judicial Court, as well as the chief justice of the Supreme Judicial Court, the Superior Court chief justice, and the District Court chief judge in carrying out their respective responsibilities.

The committee listing below is organized by appointing authority, with the exception of the Board of Bar Examiners whose members are appointed by the Governor upon recommendation by the Supreme Judicial Court. The following pages list all committee members as of June 30, 1990.

### SUPREME JUDICIAL COURT

Board of Examiners for the Examination of Applicants for Admission to the Bar  
Board of Overseers of the Bar  
Civil Rules Committee  
Committee on Judicial Responsibility and Disability  
Committee on Professional Responsibility  
Criminal Rules Committee  
Evidence Rules Committee  
Judicial Records Committee  
Probate Rules Committee

### CHIEF JUSTICE

Committee on Continuing Judicial Education  
Committee on Court-Appointed Counsel  
Committee on Judicial Conference (1989 & 1990)  
Court Mediation Committee  
Judicial Department Legislation Committee  
Judicial Policy Committee  
Committee on the Code of Judicial Conduct  
State Court Library Committee

### SUPERIOR COURT CHIEF JUSTICE

Superior Court Civil Forms Committee  
Superior Court Criminal Forms Committee

### DISTRICT COURT CHIEF JUDGE

District Court Civil Forms Committee  
District Court Criminal Forms Committee

Committee Membership

APPOINTING AUTHORITY: SUPREME JUDICIAL COURT

BOARD OF EXAMINERS FOR THE  
EXAMINATION OF APPLICANTS  
FOR ADMISSION TO THE BAR:

William J. Kayatta, Esq., chair  
Rita Blacherby  
Kenneth R. Clegg, Esq.  
Laurie A. Gibson, Esq.  
Shirley K. Jaster  
Paul F. Macri, Esq.  
Constance P. O'Neil, Esq.  
Clare Hudson Payne, Esq.  
Arthur E. Strout, Esq.  
Judicial Liaison:  
Assoc. Justice Caroline D. Glassman

BOARD OF OVERSEERS OF THE BAR:

Chadbourn H. Smith, chair  
Peter B. Webster, vice-chair  
Barbara E. Chesley  
Diane S. Cutler  
Roger S. Elliott, Esq.  
Susan R. Kominsky, Esq.  
Donald H. Marden, Esq.  
Richard A. McKittrick, Esq.  
Mark V. Schnur  
Judicial Liaison:  
Assoc. Justice David G. Roberts

APPOINTING AUTHORITY: SUPREME JUDICIAL COURT - continued

CIVIL RULES COMMITTEE:

Charles A. Harvey, Jr., Esq., chair  
Rufus E. Brown, Esq.  
Kevin M. Cuddy, Esq.  
Peter W. Culley, Esq.  
Elliott L. Epstein, Esq.  
Sumner Peter Mills, Jr., Esq.  
Dana E. Prescott, Esq.  
Edith A. Richardson, Esq.  
Harrison L. Richardson, Esq.  
Nathaniel M. Rosenblatt, Esq.  
Jack H. Simmons, Esq.  
Arlyn H. Weeks, Esq.  
Assistant Attorney General H. Cabanne Howard, member ex officio,  
by designation of the Attorney General

Consultants:

Dean L. Kinvin Wroth  
Prof. Melvyn Zarr

Judicial Liaison:

Assoc. Justice Robert W. Clifford

Trial Court Liaison:

Justice Donald G. Alexander  
Justice Carl O. Bradford, Alternate  
Judge Susan W. Calkins

COMMITTEE ON JUDICIAL  
RESPONSIBILITY AND DISABILITY:

Roger C. Lambert, chair  
Justice G. Arthur Brennan  
Judge Robert W. Donovan  
Helen Sloane Dudman  
James S. Erwin, Sr., Esq.  
Madeleine R. Freeman  
William B. Talbot, Esq.  
Alternate Members:  
Justice Donald G. Alexander  
Judge Courtland D. Perry  
Milton Lindholm  
Robert B. Williamson, Jr., Esq.

Judicial Liaison:

Assoc. Justice Daniel E. Wathen

Executive Secretary:

Merle W. Loper, Esq.

APPOINTING AUTHORITY: SUPREME JUDICIAL COURT - continued

COMMITTEE ON PROFESSIONAL  
RESPONSIBILITY:

Edwin A. Heisler, Esq., chair  
Anne L. Bonney  
Prof. Stephen Cert  
Kathryn R. Greenleaf, Esq.  
Nancy N. Masterton  
Janet T. Mills, Esq.  
Thomas E. Needham, Esq.  
Gordon H.S. Scott, Esq.  
Jeffrey A. Thaler, Esq.  
Louise K. Thomas, Esq.  
Assistant Attorney General H. Cabanne Howard, member ex officio,  
by designation of the Attorney General

Consultant:

Dean L. Kinvin Wroth

Judicial Liaison:

Assoc. Justice Caroline D. Glassman

CRIMINAL RULES COMMITTEE:

Michael D. Seitzinger, Esq., chair  
Sandra Hylander Collier, Esq.  
Mark E. Dunlap, Esq.  
Joseph H. Field, Esq.  
Alan V. Harding, Esq.  
Martha J. Harris, Esq.  
Theodore K. Hoch, Esq.  
Mary C. Tousignant, Esq.  
Assistant Attorney General Charles K. Leadbetter, member ex officio,  
by designation of the Attorney General

Consultants:

Prof. Melvyn Zarr

Prof. David P. Cluchey

Judicial Liaison:

Assoc. Justice Caroline D. Glassman

Trial Court Liaison:

Justice William S. Brodrick

Justice G. Arthur Brennan, Alternate

Judge David M. Cox

APPOINTING AUTHORITY: SUPREME JUDICIAL COURT - continued

EVIDENCE RULES COMMITTEE:

George S. Isaacson, Esq., chair  
Paul W. Chaiken, Esq.  
Martica Douglas, Esq.  
Richard C. Engels, Esq.  
Carl R. Griffin III, Esq.  
Steven D. Silin, Esq.  
Alton C. Stevens, Esq.  
Assistant Attorney General Thomas D. Warren, member ex officio,  
by designation of the Attorney General

Consultant:

Peter L. Murray, Esq.

Judicial Liaison:

Assoc. Justice Robert W. Clifford

JUDICIAL RECORDS COMMITTEE:

Jessie B. Gunther, chair  
Phillips F.W. Ahrens, III, Esq.  
John E. Frost  
Gordon F. Grimes, Esq.  
Robert B. Hanscom, Esq.  
Joseph M. O'Donnell, Esq.  
Dean L. Kinvin Wroth

Consultant:

Lyman L. Holmes, Esq.

Judicial Liaison:

Assoc. Justice David G. Roberts

PROBATE RULES COMMITTEE:

Probate Judge Richard M. Morton, chair  
Milda A. Castner, Esq.  
Jill A. Checkoway, Esq.  
Neal C. Corson, Esq.  
John L. Knight, Esq.  
James E. Mitchell, Esq.  
Probate Judge James E. Patterson  
Probate Register Cecilia B. Rhoda  
James H. Young, III, Esq.

Consultants:

Dean L. Kinvin Wroth

Prof. Merle W. Loper

Probate Judge James E. Mitchell

Judicial Liaison:

Assoc. Justice Caroline D. Glassman

**APPOINTING AUTHORITY: CHIEF JUSTICE**

**COMMITTEE ON CONTINUING  
JUDICIAL EDUCATION:**

Associate Justice David G. Roberts, chair  
Justice Kermit V. Lipez  
Judge Peter J. Goranites

**COMMITTEE ON COURT-APPOINTED  
COUNSEL:**

Assoc. Justice Daniel E. Wathen, chair  
Superior Court Chief Justice Morton A. Brody  
Justice William E. McKinley  
District Court Chief Judge Bernard M. Devine  
Deputy Chief Judge Alan C. Pease  
State Court Administrator Dana R. Baggett

**COMMITTEE ON JUDICIAL  
CONFERENCE - 1989:**

Assoc. Justice Robert W. Clifford, chair  
Justice Donald G. Alexander  
Justice Roland A. Cole  
Judge John B. Beliveau  
Judge Margaret J. Kravchuk  
Judge John C. Sheldon  
Administrative Court Chief Judge Dana A. Cleaves  
State Court Administrator Dana R. Baggett

**COMMITTEE ON JUDICIAL  
CONFERENCE - 1990:**

Justice Roland A. Cole, chair  
Assoc. Justice Robert W. Clifford  
Justice Bruce W. Chandler  
Justice Kermit V. Lipez  
Judge Jane S. Bradley  
Judge Robert E. Crowley  
State Court Administrator Dana R. Baggett

**COURT MEDIATION COMMITTEE:**

Assoc. Justice Caroline D. Glassman, chair  
Justice Kermit V. Lipez  
District Court Chief Judge Alan C. Pease  
Judge Peter J. Goranites  
Administrative Court Chief Judge Dana A. Cleaves  
Court Mediation Director Jane Orbeton  
State Court Administrator Dana R. Baggett

**APPOINTING AUTHORITY: CHIEF JUSTICE - continued**

**JUDICIAL DEPARTMENT LEGISLATION  
COMMITTEE**

Assoc. Justice Robert W. Clifford, chair  
Chief Justice Vincent L. McKusick  
Assoc. Justice Samuel W. Collins, Jr.  
Active Retired Justice Elmer H. Violette  
Superior Court Chief Justice Morton A. Brody  
Justice Eugene W. Beaulieu  
Justice Bruce W. Chandler  
Justice Stephen L. Perkins  
District Court Chief Judge Bernard M. Devine  
Deputy Chief Judge Alan C. Pease  
Judge Andre G. Janelle  
Judge Clifford O'Rourke  
Judge S. Kirk Studstrup  
State Court Administrator Dana R. Baggett  
Public Information Officer Edward H. Kelleher

**COMMITTEE ON THE CODE  
OF JUDICIAL CONDUCT:**

Colin C. Hampton, chair  
Superior Court Chief Justice Thomas E. Delahanty, II  
District Court Judge Susan W. Calkins  
Probate Court Judge Allan Woodcock, Jr.  
Pamela B. Anderson, Esq.  
John W. Ballou, Esq.  
Louise P. James  
Margaret J. Tibbetts  
Kinvin L. Wroth

**STATE COURT LIBRARY COMMITTEE:**

Active Retired Justice Sidney W. Wernick, chair  
Justice Bruce W. Chandler  
Robert M. Filgate  
Merton G. Henry, Esq.  
Norman Minsky, Esq.  
Douglas M. Myers, Esq.  
Patricia E. Renn  
Members ex officio:  
State Law Librarian Lynn E. Randall  
State Court Administrator Dana R. Baggett  
Judicial Liaison:  
Assoc. Justice Samuel W. Collins, Jr.



APPOINTING AUTHORITY: SUPERIOR COURT CHIEF JUSTICE

SUPERIOR COURT CIVIL FORMS  
COMMITTEE:

Chief Justice Thomas E. Delahanty, II, chair  
Lynda C. Haskell  
Jeffrey D. Henthorn  
Lucille J. Lepitre  
Robert V. Miller  
Joyce M. Page

SUPERIOR COURT CRIMINAL FORMS  
COMMITTEE:

Justice Stephen L. Perkins, chair  
Susan E. (Simmons) Guillette  
Lynda C. Haskell  
Jeffrey D. Henthorn  
Rosemary K. Merchant  
Robert V. Miller

APPOINTING AUTHORITY: DISTRICT COURT CHIEF JUDGE

DISTRICT COURT CIVIL FORMS  
COMMITTEE:

Judge Susan W. Calkins, chair  
Judge Ronald A. Daigle  
Sandra Carroll  
Terry L. Curtis  
Dana T. Hagerthy  
Norman R. Ness  
Robert F. Poulin

DISTRICT COURT CRIMINAL FORMS  
COMMITTEE:

Judge David B. Griffiths, chair  
Judge Douglas A. Clapp  
Dana T. Hagerthy  
Thelma A. Holmes  
Norman R. Ness  
Judith L. (Case) Pellerin  
Robert F. Poulin

**JUDICIAL ROSTER**  
**(July 1, 1989 through June 30, 1990)**

**SUPREME JUDICIAL COURT**

Justices - (In seniority order)

Hon. Vincent L. McKusick, Chief Justice  
  
Hon. David G. Roberts  
Hon. Daniel E. Wathen  
Hon. Caroline D. Glassman  
Hon. Robert W. Clifford  
Hon. D. Brock Hornby (resigned 5/7/90)  
Hon. Samuel W. Collins, Jr.  
Hon. Morton A. Brody (appointed 6/6/90)

Active Retired Justices

Hon. James P. Archibald  
Hon. Sidney W. Wernick  
Hon. Elmer H. Violette

**SUPERIOR COURT**

Justices - (In seniority order)

Hon. Thomas E. Delahanty, II (appointed C. J. 6/6/90)  
Hon. Morton A. Brody (appointed to SJC 6/6/90)  
  
Hon. Stephen L. Perkins  
Hon. Herbert T. Silsby, II  
Hon. William E. McKinley (retired 1/31/90)  
Hon. Donald G. Alexander  
Hon. Carl O. Bradford  
Hon. William S. Brodrick  
Hon. Paul T. Pierson  
Hon. G. Arthur Brennan  
Hon. Bruce W. Chandler  
Hon. Eugene W. Beaulieu  
Hon. Kermit V. Lipez  
Hon. Jack O. Smith  
Hon. Paul A. Fritzsche  
Hon. Roland A. Cole  
Hon. Margaret J. Kravchuk (appointed 3/27/90)

Active Retired Justices

Hon. Ian MacInnes  
Hon. Robert L. Browne  
Hon. William E. McKinley (appointed 2/6/90)

**JUDICIAL ROSTER**  
**(July 1, 1989 through June 30, 1990)**

**DISTRICT COURT**

- Hon. Bernard M. Devine, Chief Judge (retired 1/31/90)
- Hon. Alan C. Pease, Chief Judge (appointed 1/31/90)
- Hon. Peter J. Goranites, Deputy C.J. (appointed 2/1/90; resigned 5/4/90)
- Hon. Susan W. Calkins, Deputy C.J. (appointed 5/8/90)

**Resident Judges**

**DISTRICT 1: (Caribou, Fort Kent, Madawaska, Van Buren)**

- Hon. Ronald A. Daigle

**DISTRICT 2: (Houlton, Presque Isle)**

- Hon. David B. Griffiths

**DISTRICT 3: (Bangor, Newport)**

- Hon. David M. Cox
- Hon. Margaret J. Kravchuk (appointed to S.C. 3/27/90)
- Hon. Andrew M. Mead (appointed 6/1/90)

**DISTRICT 4: (Calais, Machias)**

- Hon. Douglas A. Clapp

**DISTRICT 5: (Bar Harbor, Belfast, Ellsworth)**

- Hon. Bernard C. Staples

**DISTRICT 6: (Bath, Brunswick, Rockland, Wiscasset)**

- Hon. Clifford O'Rourke (transferred to resident 8/28/89)
- Hon. Alan C. Pease

**DISTRICT 7: (Augusta, Waterville)**

- Hon. Courtland D. Perry, II

**DISTRICT 8: (Lewiston)**

- Hon. John B. Beliveau

**DISTRICT 9: (Bridgton, Portland)**

- Hon. Bernard M. Devine (chief judge, retired 1/31/90)
- Hon. Alexander A. MacNichol (transferred to resident 4/24/90)
- Hon. Peter J. Goranites

**DISTRICT 10: (Biddeford, Springvale, York)**

- Hon. Andre G. Janelle

**DISTRICT 11 (Livermore Falls, Rumford, South Paris)**

- Hon. John C. Sheldon

**DISTRICT 12: (Farmington, Skowhegan)**

- Hon. John W. Benoit, Jr.

**DISTRICT 13: Dover-Foxcroft, Lincoln, Millinocket)**

- Hon. Susan W. Calkins

**Judges-At-Large**

- Hon. Jane S. Bradley
- Hon. Robert E. Crowley
- Hon. Edward F. Gaulin
- Hon. Ellen A. Gorman
- Hon. Harriet P. Henry (retired 6/30/90)
- Hon. Alexander A. MacNichol (transferred to resident 4/24/90)
- Hon. Clifford O'Rourke (transferred to resident 8/28/89)
- Hon. Ronald D. Russell
- Hon. Leigh I. Saufley (appointed 4/24/90)
- Hon. S. Kirk Studstrup
- Hon. Michael N. Westcott (appointed 10/30/89)

**Active-Retired Judges**

- Hon. John L. Batherson
- Hon. F. Davis Clark
- Hon. Bernard M. Devine (appointed 2/15/90)
- Hon. Robert W. Donovan
- Hon. Paul A. MacDonald
- Hon. Edward W. Rogers (appointed 2/6/90)
- Hon. L. Damon Scales
- Hon. Edwin R. Smith (fully retired 2/28/90)
- Hon. Julian W. Turner (deceased 4/1/90)

**ADMINISTRATIVE COURT**

- Hon. Edward W. Rogers, Chief Judge (retired 2/6/90)
- Hon. Dana A. Cleaves (appointed Chief Judge 2/6/90)
- Hon. Roland Beaudoin (appointed 2/23/90)

**CLERK ROSTER**  
**(July 1, 1989 through June 30, 1990)**

**SUPREME JUDICIAL COURT**

Clerk of the Law Court; James C. Chute  
(Also serves as Executive Clerk of the  
Supreme Judicial Court and Reporter of Decisions)

**SUPERIOR COURT**

Androscoggin  
Aroostook  
Cumberland  
Franklin  
Hancock  
Kennebec  
Knox  
Lincoln

Oxford  
Penobscot  
Piscataquis  
Sagadahoc  
Somerset  
Waldo  
Washington  
York

Sally A. Bourget  
Robert R. Rush  
Lucille J. Lepitre  
Lynda C. Haskell  
Rosemary K. Merchant  
Nancy A. Desjardins  
Susan E. Simmons  
Debra E. Nowak (resigned 3/30/90)  
Sharon Simpson (appointed 3/6/90)  
Donna L. Howe  
Margaret M. Gardner  
Lisa C. Richardson  
Debra E. Nowak  
Esther L. Waters  
Joyce M. Page  
Marilyn E. Braley  
Dianne M. Hill

**CLERK ROSTER**  
**(July 1, 1989 through June 30, 1990)**

**DISTRICT COURT**

**District I**

Norma A. Duheme      Caribou  
 Linda A. Cyr          Fort Kent  
 Norma H. Gerard      Madawaska  
 Carmen D. Cyr        Van Buren  
 (retired 6/22/90)  
 Linda A. Cyr  
 (appointed 7/1/90)

**District II**

Charlene M. Benn      Houlton  
 (retired 10/31/89)  
 Barbara Stevens  
 (appointed 11/1/89)  
 Diane S. Sharpe      Presque Isle

**District III**

Thelma Holmes        Bangor  
 Jane C. Sawyer        Newport

**District IV**

Elsie L. McGarrigle    Calais  
 Annie H. Hanscom      Machias

**District V**

Dorothy L. Drake      Bar Harbor  
 Terri L. Curtis        Belfast  
 Dorothy L. Drake      Ellsworth

**District VI**

Anita M. Alexander    Bath  
 Anita M. Alexander    Brunswick  
 Mary C. Ledger        Rockland  
 (resigned 10/6/89)  
 Penny Reckards  
 (appointed 10/6/89)  
 Lucy A. Russell        Wiscasset

**District VII**

Sharon A. Burns        Augusta  
 Judy L. Pellerin       Waterville

**District VIII**

Rita D. Desjardins     Lewiston

**District IX**

Beverly J. MacKerron   Bridgton  
 Deborah A. Hjort       Portland

**District X**

Vivian H. Hickey       Biddeford  
 Alice A. Monroe        Springvale  
 Nellie E. Bridges       York

**District XI**

Dolores T. Richards    Livermore Falls  
 Laura J. Nokes         Rumford  
 Joan C. Millett         South Paris

**District XII**

Constance H. Small     Farmington  
 (retired 5/31/90)  
 Vicki Hardy  
 (appointed 6/1/90)  
 Sandra F. Carroll       Skowhegan

**District XIII**

Lisa C. Richardson     Dover-Foxcroft  
 Ann G. Dusenbery      Lincoln  
 Nancy L. Turmel        Millinocket  
 (retired 5/31/90)  
 Patricia Hall  
 (appointed 6/1/90)

**ADMINISTRATIVE COURT**

Diane P. Nadeau        Portland

**APPENDIX I**

**LAW COURT**

**CASELOAD STATISTICS**



**LAW COURT**  
**NARRATIVE SUMMARY OF CASELOAD STATISTICS**

Note: All data are provided by calendar year.

**Table LC-1**

This table presents Law Court caseload information, including filings, dispositions and pending caseload since 1976. The "end pending" category includes four distinct sub-groups: cases not yet at issue (awaiting completion of the record on appeal or completion of briefing); cases at issue awaiting oral argument (cases fully briefed as of the end of the previous year); cases orally argued awaiting opinion; and cases remanded to the Superior Court prior to oral argument for correction of procedural defects. The comparison of filings and dispositions on this table indicates the degree to which dispositions have risen to meet the demand of incoming filings.

**Table LC-2**

This table details the type and outcome of Law Court dispositions during 1989. Several categories require some explanation. "Other Administrative Proceedings" are cases seeking review of action (or refusal to act) by agencies of the Executive Department governed by the Maine Administrative Procedure Act and M.R.Civ.P.80C, or by agencies of local government such as planning boards pursuant to M.R.Civ.P.80B. Since the creation of the Appellate Division of the Workers Compensation Division in September 1981, most workers compensation cases are now disposed of by denial of petition for appellate review and do not involve full briefing, argument and opinion. "Discretionary Appeals" are requests for certificates of probable cause in post-conviction review (15 M.R.S.A. §2131) and review of extradition (15 M.R.S.A. §210-A) cases. "Change in Results" means a reversal, vacation, or substantive modification of the trial court's judgment.

**Table LC-3**

The average time required from notice of appeal to disposition for cases in which written opinions were issued is presented for 1981 through 1989 on Table LC-3. Since most non-opinion disposition cases do not complete all of the steps of an opinion disposition, the inclusion of these cases in this table would skew the results, particularly in the early stages. The four sections correspond to (a)

work done primarily by trial court clerks and court reporters; (b) work done by the parties' attorneys; (c) pre-argument study by justices and law clerks and scheduling lag; and (d) the actual decision making process and preparation of the opinion. The fifth section traces the cases through the entire Law Court process, from notice of appeal to final disposition.

**Table LC-4**

More complete timeframe data for only 1989 are included on this table, detailing the actual number of cases during each stage of case processing.

**Table LC-5**

This table presents the Appellate Division's caseload statistics for the past ten years, itemizing filings, dispositions and pending caseload. However, statutory changes effective September 30, 1989 replaced the Appellate Division of the Supreme Judicial Court with the Sentence Review Panel. The Appellate Division continued to function to dispose of sentence appeals that had been filed in the trial courts prior to September 30, 1989. Because Appellate Division cases were held in abeyance during the pendency of appeals to the Law Court from the underlying conviction, the Appellate Division continued to issue decisions throughout 1990 and still had 3 cases pending at the end of fiscal year 1990.

Applications for leave to appeal from sentence filed in the trial courts after September 30, 1989 come before the Sentence Review Panel, which either grants or denies leave to appeal. When leave to appeal is granted, the sentence appeal is then docketed in the Law Court and proceeds as a regular criminal appeal before the full court. When there is also an appeal from the conviction pending in the Law Court, the sentence appeal merges into that case and they are briefed and decided together.

**Sentence Review Panel 10/1/89 - 12/31/89**

- Begin Pending	0
- Filings	16
- Denied	5
- Granted	0
- End Pending	11



**LAW COURT - TOTAL CASELOAD AND WRITTEN OPINIONS**

TABLE LC-1

	1976	1977	1978	1979	1980 (b)	1981 (c)	1982	1983	1984	1985	1986	1987	1988	1989
<b>CIVIL</b>														
- Begin Pending	119	143	205	187	180	288	248	230	249	250	241	247	290	274
- Filings (a)	145	174	240	238	382	384	325	332	343	349	338	363	328	339
- Dispositions	121	112	258	245	274	402	343	313	342	358	332	320	344	274
- End Pending	143	205	187	180	288	270	230	249	250	241	247	290	274	339
<b>CRIMINAL</b>														
- Begin Pending	127	136	164	70	56	77	54	82	69	88	95	93	123	125
- Filings (a)	124	152	125	118	131	137	153	154	170	169	182	202	200	201
- Dispositions	115	124	219	132	110	147	125	167	151	162	184	172	198	178
- End Pending	136	164	70	56	77	67	82	69	88	95	93	123	125	148
<b>TOTAL</b>														
- Begin Pending	246	279	369	257	236	365	302	312	318	338	336	340	413	399
- Filings (a)	269	326	365	356	513	521	478	486	513	518	520	565	528	540
- Dispositions	236	236	477	377	384	549	468	480	493	520	516	492	542	452
- End Pending	279	369	257	236	365	337	312	318	338	336	340	413	399	487
<b>CASES ARGUED AWAITING OPINION AT END OF YEAR</b>														
	119	173	65	42	82	44	52	66	59	46	41	44	22	N/A
<b>WRITTEN OPINIONS</b>														
- Civil	88	90	218	174	160	238	189	183	194	188	181	193	204	199
- Criminal	67	74	161	100	82	114	91	105	101	115	139	108	142	142
<b>TOTAL</b>	155	164	379	274	242	352	280	288	295	303	320	301	346	341

(a) Includes new appeals, interlocutory appeals, and reports.

(b) As of September 1, 1980, M.R.Civ.P. 73(f) was amended to provide for docketing of civil appeals in the Law Court promptly upon the filing of the notice of appeal in the Superior Court. Under the amended rule, a total of 61 civil appeals were docketed in 1980 that would not have been docketed in that year under the former rule.

(c) It appears that a tabulation error in the previous year is responsible for the discrepancy in the number of cases pending at the end of 1981 versus the beginning of 1982.

N/A = not available

## LAW COURT DISPOSITIONS - CY89

TABLE LC-2

	CHANGE IN RESULTS	NO CHANGE	TOTAL	% OF TOTAL DISPO- SITION		CHANGE IN RESULTS	NO CHANGE	TOTAL	% OF TOTAL DISPO- SITION	
<b>CRIMINAL</b>						<b>ALL OTHER CIVIL</b>				
- Signed Opinion	28	65	93		- Signed Opinion	45	79	124		
- Per Curiam	0	1	1		- Per Curiam	1	4	5		
- Memorandum	0	49	49		- Memorandum	2	23	25		
-----Total Written Opinions	28	115	143		-----Total Written Opinions	48	106	154		
- No Opinion	0	58	58		- No Opinion	0	79	79		
-----TOTAL DISPOSITIONS	28	173	201	38.9%	-----TOTAL DISPOSITIONS	48	185	233	45.1%	
<b>PUBLIC UTILITIES COMMISSION</b>						<b>DISCRETIONARY APPEAL</b>				
- Signed Opinion	1	1	2		- Signed Opinion	0	0	0		
- Per Curiam	0	0	0		- Per Curiam	0	0	0		
- Memorandum	0	0	0		- Memorandum	0	0	0		
-----Total Written Opinions	1	1	2		-----Total Written Opinions	0	0	0		
- No Opinion	0	1	1		- No Opinion	0	0	0		
-----TOTAL DISPOSITIONS	1	2	3	0.6%	-----TOTAL DISPOSITIONS	0	0	0	0.0%	
<b>WORKERS COMPENSATION</b>						<b>TOTAL</b>				
- Signed Opinion	6	4	10		- Signed Opinion	88	162	250		
- Per Curiam	0	2	2		- Per Curiam	1	7	8		
- Memorandum	0	1	1		- Memorandum	2	77	79		
-----Total Written Opinions	6	7	13		-----Total Written Opinions	91	246	337		
- No Opinion	0	32	32		- No Opinion	0	180	180		
-----TOTAL DISPOSITIONS	6	39	45	8.7%	-----TOTAL DISPOSITIONS	91	426	517	100.0%	
<b>OTHER ADMINISTRATIVE PROCEEDINGS</b>										
- Signed Opinion	8	13	21							
- Per Curiam	0	0	0							
- Memorandum	0	4	4							
-----Total Written Opinions	8	17	25							
- No Opinion	0	10	10							
-----TOTAL DISPOSITIONS	8	27	35	6.8%						

## LAW COURT - AVERAGE TIME TO DISPOSITION

TABLE LC-3

## CASES FOR WHICH OPINIONS WERE WRITTEN - CY'89

	1981	1982	1983	1984	1985	1986	1987	1988	1989
<b>(a) NO. OF DAYS FROM NOTICE OF APPEAL TO COMPLETION OF RECORD</b>									
- Criminal	76.8	74.0	95.1	97.9	101.2	101.2	90.8	89.2	109.8
- Public Utilities Commission	23.3	33.7	31.5	19.0	40.5	19.0	21.5	0.0	20.0
- Workers Compensation	61.4	53.2	58.3	63.0	73.7	94.0	64.0	69.5	94.0
- Other Administrative Proceedings	62.7	58.0	50.3	31.1	57.4	47.5	21.9	30.5	21.6
- All Other Civil	100.0	70.4	55.9	50.0	62.8	40.8	67.9	53.8	67.7
- Discretionary Appeal	99.7	78.3	95.9	120.0	49.8	23.0	0.0	21.0	0.0
<b>TOTAL</b>	<b>80.5</b>	<b>67.7</b>	<b>70.5</b>	<b>64.1</b>	<b>76.2</b>	<b>68.9</b>	<b>72.4</b>	<b>66.7</b>	<b>82.9</b>
<b>(b) NO. OF DAYS FROM COMPLETION OF RECORD TO COMPLETION OF BRIEFING</b>									
- Criminal	89.9	82.6	93.2	89.8	82.3	78.4	98.0	90.8	88.5
- Public Utilities Commission	60.8	99.7	89.5	67.0	89.0	70.0	117.5	0.0	77.0
- Workers Compensation	80.5	86.4	83.7	18.0	12.7	2.5	8.0	16.3	9.3
- Other Administrative Proceedings	68.7	74.2	68.3	86.1	58.8	65.7	74.2	79.3	75.6
- All Other Civil	81.5	80.0	80.3	79.0	79.3	77.6	81.6	77.4	84.7
- Discretionary Appeal	106.8	86.8	78.3	101.0	66.6	64.0	0.0	61.0	0.0
<b>TOTAL</b>	<b>82.5</b>	<b>81.2</b>	<b>83.7</b>	<b>82.6</b>	<b>75.5</b>	<b>75.0</b>	<b>86.8</b>	<b>82.1</b>	<b>83.8</b>
<b>(c) NO. OF DAYS FROM COMPLETION OF BRIEFING TO ORAL ARGUMENT</b>									
- Criminal	52.4	54.2	57.2	51.3	59.2	54.0	50.4	60.7	67.9
- Public Utilities Commission	57.0	53.3	64.0	35.8	27.5	69.0	60.0	0.0	59.0
- Workers Compensation	72.5	89.9	41.5	67.6	51.3	50.6	57.0	56.8	59.5
- Other Administrative Proceedings	69.7	52.0	67.9	57.3	54.7	57.3	69.7	61.7	74.8
- All Other Civil	70.6	60.0	62.0	62.5	54.3	65.4	56.5	63.5	70.3
- Discretionary Appeal	55.3	38.0	47.8	25.0	48.4	104.0	0.0	26.0	0.0
<b>TOTAL</b>	<b>64.4</b>	<b>60.3</b>	<b>60.3</b>	<b>57.6</b>	<b>55.8</b>	<b>59.7</b>	<b>55.4</b>	<b>61.9</b>	<b>69.1</b>

**LAW COURT - AVERAGE TIME TO DISPOSITION**

TABLE LC-3  
(con't.)

**CASES FOR WHICH OPINIONS WERE WRITTEN - CY'89**

	1981	1982	1983	1984	1985	1986	1987	1988	1989
<b>(d) NO. OF DAYS FROM ORAL ARGUMENT TO DISPOSITION</b>									
- Criminal	106.4	66.7	65.8	76.1	74.8	47.3	46.0	47.4	42.0
- Public Utilities Commission	132.8	99.0	99.0	78.0	119.0	143.0	67.0	0.0	93.5
- Workers Compensation	84.0	97.2	77.0	106.6	186.7	62.2	131.5	95.6	54.8
- Other Administrative Proceedings	121.1	74.2	93.3	75.2	97.6	84.8	61.0	64.9	53.0
- All Other Civil	120.6	70.6	75.7	104.2	86.7	60.6	66.5	65.8	51.5
- Discretionary Appeal	122.7	58.8	60.5	54.0	137.2	104.0	0.0	29.0	0.0
<b>TOTAL</b>	<b>110.7</b>	<b>73.0</b>	<b>74.1</b>	<b>90.2</b>	<b>87.9</b>	<b>57.5</b>	<b>59.0</b>	<b>58.6</b>	<b>48.0</b>
<b>(e) NO. OF DAYS FROM NOTICE OF APPEAL TO DISPOSITION</b>									
- Criminal	325.5	277.6	311.3	315.1	315.8	276.8	284.3	288.4	308.2
- Public Utilities Commission	273.8	285.7	284.0	184.3	276.0	301.0	266.0	0.0	249.5
- Workers Compensation	298.4	329.1	249.8	255.2	324.3	205.9	260.5	235.9	209.8
- Other Administrative Proceedings	322.1	258.4	279.9	249.7	268.6	253.9	226.0	236.4	225.0
- All Other Civil	370.6	280.8	269.3	295.3	283.1	243.1	271.3	259.6	273.2
- Discretionary Appeal	384.5	261.8	282.4	300.0	302.0	214.0	0.0	137.0	0.0
<b>TOTAL</b>	<b>337.5</b>	<b>282.6</b>	<b>286.2</b>	<b>293.9</b>	<b>294.8</b>	<b>257.4</b>	<b>272.1</b>	<b>268.5</b>	<b>281.9</b>

**LAW COURT - ACTUAL TIME TO DISPOSITION  
CASES FOR WHICH OPINIONS WERE WRITTEN - CY'89**

TABLE LC-4

	0-25 DAYS	26-50 DAYS	51-75 DAYS	76-100 DAYS	100-UP DAYS	TOTAL CASES	AVERAGE NO. OF DAYS
<b>NOTICE OF APPEAL TO COMPLETION OF RECORD</b>							
- Criminal	28	22	32	13	48	143	109.8
- Public Utilities Commission	2	0	0	0	0	2	20.0
- Workers Compensation	0	0	2	2	4	8	94.0
- Other Administrative Proceedings	21	4	0	0	0	25	21.6
- All Other Civil	66	37	11	10	26	150	67.7
- Discretionary Appeal	0	0	0	0	0	0	0.0
<b>TOTAL</b>	<b>117</b>	<b>63</b>	<b>45</b>	<b>25</b>	<b>78</b>	<b>328</b>	<b>82.9</b>
<b>COMPLETION OF RECORD TO COMPLETION OF BRIEFING</b>							
- Criminal	1	9	60	40	33	143	88.5
- Public Utilities Commission	0	0	1	1	0	2	77.0
- Workers Compensation	6	2	0	0	0	8	9.3
- Other Administrative Proceedings	0	2	14	6	3	25	75.6
- All Other Civil	1	6	70	50	23	150	84.7
- Discretionary Appeal	0	0	0	0	0	0	0.0
<b>TOTAL</b>	<b>8</b>	<b>19</b>	<b>145</b>	<b>97</b>	<b>59</b>	<b>328</b>	<b>83.8</b>
<b>COMPLETION OF BRIEFING TO ORAL ARGUMENT</b>							
- Criminal	1	28	64	45	5	143	67.9
- Public Utilities Commission	0	0	2	0	0	2	59.0
- Workers Compensation	0	2	11	0	0	13	59.5
- Other Administrative Proceedings	0	2	12	6	5	25	74.8
- All Other Civil	2	28	63	45	16	154	70.3
- Discretionary Appeal	0	0	0	0	0	0	0.0
<b>TOTAL</b>	<b>3</b>	<b>60</b>	<b>152</b>	<b>96</b>	<b>26</b>	<b>337</b>	<b>69.1</b>

**LAW COURT - ACTUAL TIME TO DISPOSITION  
CASES FOR WHICH OPINIONS WERE WRITTEN - CY'89**

TABLE LC-4  
(con't.)

	0-25 DAYS	26-50 DAYS	51-75 DAYS	76-100 DAYS	100-UP DAYS	TOTAL CASES	AVERAGE NO. OF DAYS
<b>ORAL ARGUMENT TO DISPOSITION</b>							
- Criminal	73	36	9	9	16	143	42.0
- Public Utilities Commission	0	0	1	0	1	2	93.5
- Workers Compensation	4	2	5	1	1	13	54.8
- Other Administrative Proceedings	7	7	5	3	3	25	53.0
- All Other Civil	45	54	23	14	18	154	51.5
- Discretionary Appeal	0	0	0	0	0	0	0.0
<b>TOTAL</b>	<b>129</b>	<b>99</b>	<b>43</b>	<b>27</b>	<b>39</b>	<b>337</b>	<b>48.0</b>
<b>NOTICE OF APPEAL TO DISPOSITION</b>							
- Criminal	0	0	0	0	143	143	308.2
- Public Utilities Commission	0	0	0	0	2	2	249.5
- Workers Compensation	0	0	0	0	13	13	209.8
- Other Administrative Proceedings	0	0	0	0	25	25	225.0
- All Other Civil	0	0	0	0	154	154	273.2
- Discretionary Appeal	0	0	0	0	0	0	0.0
<b>TOTAL</b>	<b>0</b>	<b>0</b>	<b>0</b>	<b>0</b>	<b>337</b>	<b>337</b>	<b>281.9</b>

**LAW COURT APPELLATE DIVISION CASELOAD**

**TABLE LC-5**

TOTAL CASELOAD	1980	1981	1982	1983	1984	1985	1986	1987	1988	1989 (b)
Beginning Pending	21	42	38	26	30	42 (a)	57	29	52	56
Filings	51	54	53	52	61	84	59	66	70	83
Dispositions	30	58	65	48	56	69	87	43	66	107
End Pending	42	38	26	30	35	57	29	52	56	32
DISPOSITIONS	1980	1981	1982	1983	1984	1985	1986	1987	1988	1989 (c)
Case Withdrawn	0	1	5	2	3	2	10	4	2	
Case Dismissed:Lack of Jurisdiction	5	7	9	8	1	10	16	9	5	
Case Dismissed:Appeal Moot	2	3	5	4	3	5	0	0	6	
Sentence Increased	0	0	0	0	0	2	0	0	0	
Sentence Reduced	3	1	1	3	0	1	0	1	0	
Appeal Denied	20	46	45	31	49	49	61	29	53	
TOTAL	30	58	65	48	56	69	87	43	66	

(a) Unexplained discrepancy between 1984 end pending and 1985 beginning pending.

(b) Legislation which became effective on September 30, 1989 abolished the Appellate Division and created the Sentence Review Panel. See narrative on Page 41.

(c) Detail not available.

**APPENDIX II**

**SUPERIOR COURT  
CASELOAD STATISTICS**

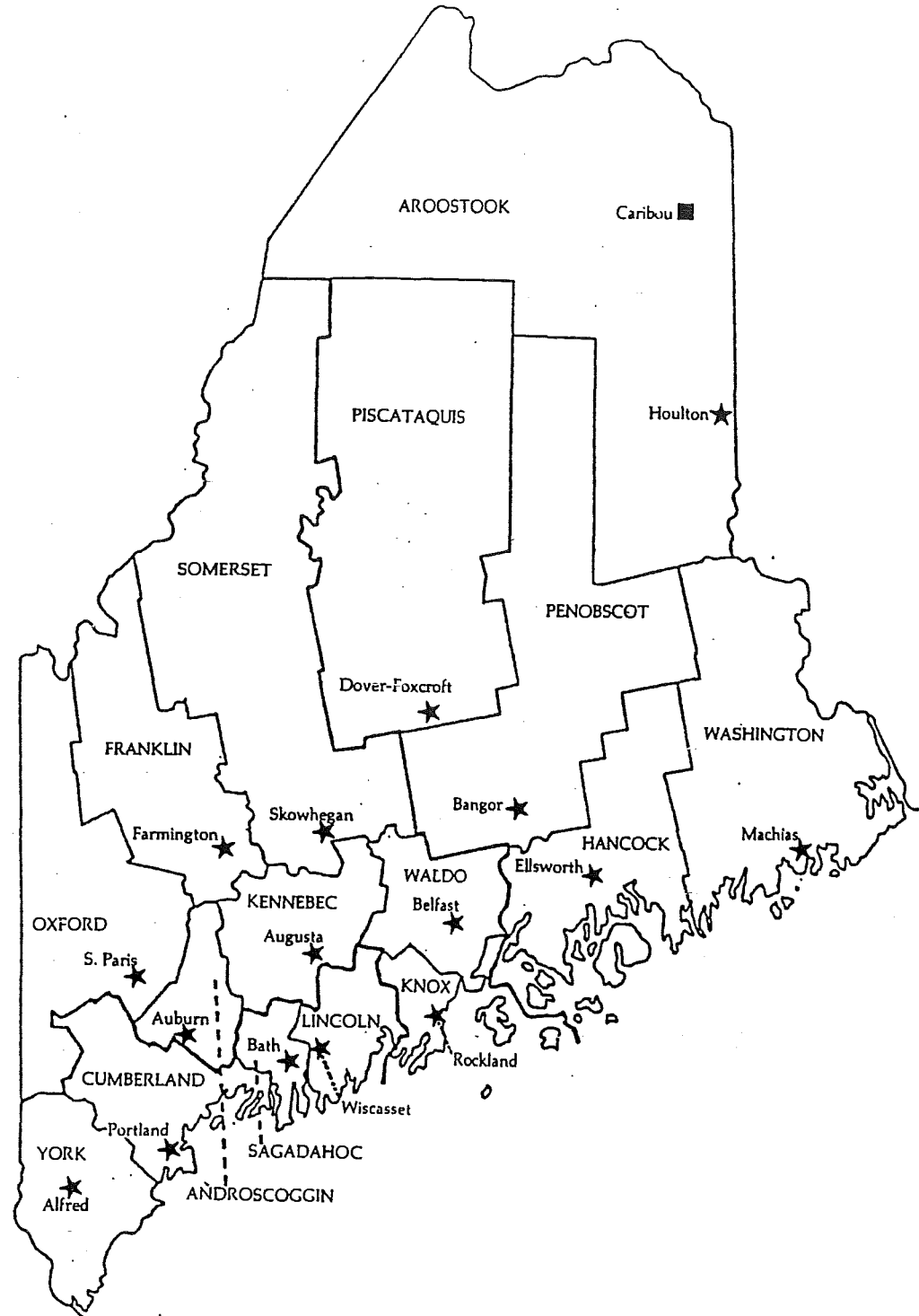






State of Maine  
Superior Court  
Locations

- ★ principal court location
- auxiliary court location



**SUPERIOR COURT**  
**NARRATIVE SUMMARY OF CASELOAD STATISTICS**

The data tables contained in this section are organized into four segments, detailing the composition and flow of Superior Court caseload for the past eight years. These data are derived from the Superior Court Statistical Reporting System established in 1977. Statistical sheets for each case are prepared manually by Superior Court clerks; these sheets are subsequently entered for computerized editing and updating on a monthly basis. Numerous reporting programs provide caseload information for management purposes throughout the year and serve as the source of the data presented in this Annual Report. Definitions of types of cases and dispositions for civil and criminal cases appear at the end of their respective sections.

In order to determine trends over a period of time, many tables in this FY'90 report include information for five or ten previous years. As a result of periodic auditing, however, some of these figures may not match those which appeared in previous Annual Report publications, although the variations in most instances are minimal.

It should also be noted that all figures reflecting filings also include refilings. Refilings are cases which were previously disposed, but have returned to the Superior Court for substantial further action. The specific circumstances under which a civil or criminal action is considered a refiling appear at the end of their respective sections. Refilings constitute from one to two percent of the total caseload.

**MEDICAL MALPRACTICE CLAIMS:** Effective January 1, 1986, 24 M.R.S.A. §2851-2859 went into effect. The legislation established mandatory prelitigation screening and mediation panels for claims of professional negligence brought pursuant to §2903 to be administered by the Superior Court, and delineated guidelines for the formation of the panels and the procedures to be followed for the presentation of claims. Data relating to caseload pursuant to this law are presented at right. All figures are presented by calendar year.

**MEDICAL MALPRACTICE CASES: 1987 - 1989**

TABLE MM-1

Court	<u>Notice of Claim Filed</u>				<u>Cases Disposed</u>			
	1987	1988	1989	Total	1987	1988	1989	Total
Androscoggin	8	5	9	22	4	4	6	14
Aroostook	9	10	5	24	4	5	6	15
Cumberland	19	35	41	95	12	18	6	36
Franklin	0	0	2	2	0	0	0	0
Hancock	4	5	4	13	0	6	0	6
Kennebec	13	10	9	32	3	12	2	17
Knox	2	3	3	8	0	2	0	2
Lincoln	0	0	2	2	0	0	0	0
Oxford	5	7	2	14	0	6	2	8
Penobscot	19	16	9	44	6	13	15	34
Piscataquis	0	2	0	2	0	0	1	1
Sagadahoc	1	2	2	5	1	2	0	3
Somerset	2	6	1	9	0	3	3	6
Waldo	1	3	0	4	0	4	0	4
Washington	2	0	4	6	0	1	0	1
York	<u>13</u>	<u>15</u>	<u>7</u>	<u>35</u>	<u>4</u>	<u>7</u>	<u>1</u>	<u>12</u>
TOTAL	98	119	100	317	34	83	42	159

Court	<u>Mediation Hearings Held</u>				<u>Complaints Filed In S.C.</u>			
	1987	1988	1989	Total	1987	1988	1989	Total
Androscoggin	0	1	3	4	2	3	2	7
Aroostook	0	3	1	4	1	3	2	6
Cumberland	3	4	3	10	3	16	4	23
Franklin	0	0	0	0	0	0	0	0
Hancock	0	0	1	1	0	2	0	2
Kennebec	0	8	1	9	0	8	1	9
Knox	0	2	0	2	1	1	1	3
Lincoln	0	0	0	0	0	0	0	0
Oxford	1	2	0	3	1	4	1	6
Penobscot	0	9	2	11	1	12	1	14
Piscataquis	0	0	0	0	0	1	0	1
Sagadahoc	0	0	0	0	1	0	0	1
Somerset	0	0	2	2	1	2	1	4
Waldo	0	1	0	1	0	1	0	1
Washington	0	0	0	0	0	0	1	1
York	<u>0</u>	<u>0</u>	<u>1</u>	<u>1</u>	<u>2</u>	<u>5</u>	<u>1</u>	<u>8</u>
TOTAL	4	30	14	48	13	58	15	86

### Cases in Which Venue is Changed

Venue changes affect caseload in several ways: 1) the court receiving a case via venue change is handling cases not originating within its jurisdiction, thereby inflating that county's litigation rate; 2) the court disposing of a case via venue change disposes of it sooner than if the case had remained with that court for its ultimate disposition; 3) statewide, cases are being counted twice; once by the court in which the case was originally filed, and a second time when the case is filed in the court to which venue has been changed. Venue changes of significant volume are footnoted on Table SC-2 (civil filings) and Table SC-15 (criminal filings).

### Counting Criminal Cases

Criminal caseload in the Superior Court may be counted by either docket number or defendant number. When counted by docket number, the actual number of cases assigned a docket number is reflected. Often, a single defendant may be listed on a multiple number of dockets. Occasionally, multiple-defendant cases are reported, due to differing District Attorney practices, resulting in docket numbers which contain more than one defendant. Hence, the number of individual defendants cannot be determined. In this report, the core analysis of filings, dispositions and pending caseloads are counted by docket number, as are the types of cases, such as appeals, transfers, indictments, etc. However, classes of charges are counted by defendant, as are types of dispositions and trials. The latter two items are counted by defendant because of the likelihood for the multiple defendants included in a single docket number to be tried and/or disposed in different manners.

### Statistical Analysis

During FY'90, the Superior Court experienced a 9.8% increase in caseload, with a total of 20,583 cases being filed.

Of the total number of cases filed, 6299 or 31% were civil cases, an increase of 4.2% over last fiscal year. The average civil case required 455 days to reach disposition, an increase of only two days from

FY'89. Of the 6089 civil dispositions during FY'90 close to one-half were dismissed upon agreement of the parties. The 219 civil jury trials accounted for 3.5% of all dispositions. Almost half of the civil caseload consisted of contract and personal injury cases.

The 13,690 criminal filings in FY'90 represent an increase in criminal caseload of 14.9% over FY'89 levels. Of the 13,031 criminal dispositions during this period over half resulted in convictions, and guilty pleas accounted for over half of those convictions. 550 criminal jury trials were held during this period.

**SUPERIOR COURT - TOTAL CASELOAD SUMMARY\***

TABLE SC-1

<u>COUNTY</u>	<u>FILINGS</u>										<u>DISPOSITIONS</u>									
	<u>1981</u>	<u>1982</u>	<u>1983</u>	<u>1984</u>	<u>1985</u>	<u>1986</u>	<u>1987</u>	<u>1988</u>	<u>FY'89</u>	<u>FY'90</u>	<u>1981</u>	<u>1982</u>	<u>1983</u>	<u>1984</u>	<u>1985</u>	<u>1986</u>	<u>1987</u>	<u>1988</u>	<u>FY'89</u>	<u>FY'90</u>
Androscoggin	1,189	1,410	1,355	1,364	1,465	1,416	1,420	1,372	1,405	1,603	1,187	1,276	1,354	1,443	1,462	1,476	1,369	1,320	1,377	1554
Aroostook	1,240	1,130	1,093	827	905	779	787	754	822	972	1,314	1,124	1,151	996	896	822	625	822	788	880
Cumberland	3,840	3,573	3,565	3,307	3,824	3,893	4,048	3,896	4,162	4,593	3,322	3,345	3,805	3,744	3,668	3,816	3,885	3,479	4,053	4583
Franklin	640	605	573	558	650	626	702	674	768	732	609	580	625	506	691	691	659	575	696	823
Hancock	487	528	495	495	489	464	585	651	597	667	482	419	588	454	509	543	459	593	540	604
Kennebec	1,479	1,706	1,609	1,480	1,659	1,462	1,215	1,332	1,357	1,549	1,691	1,602	1,731	1,603	1,602	1,582	1,119	1,251	1,304	1247
Knox	617	594	654	781	863	751	684	887	923	910	665	576	597	747	803	794	739	722	888	898
Lincoln	449	445	549	461	518	813	701	595	593	669	388	351	430	493	527	797	686	587	586	651
Oxford	586	723	574	496	745	670	593	617	568	626	543	597	553	540	704	762	623	556	551	563
Penobscot	1,631	1,607	1,597	1,473	1,676	1,614	1,682	1,804	1,843	2,003	1,538	1,770	1,561	1,632	1,521	1,824	1,702	1,802	1,834	1850
Piscataquis	195	224	211	172	194	181	193	232	230	213	254	219	165	155	233	182	158	226	200	200
Sagadahoc	443	405	490	475	570	575	482	615	533	708	449	369	358	548	526	699	472	568	594	599
Somerset	1,401	1,151	1,145	1,111	1,168	1,157	1,194	1,225	1,353	1,385	1,338	1,082	1,231	1,053	1,080	1,067	1,286	1,124	1,233	1314
Waldo	387	367	404	398	389	465	364	394	445	430	399	361	374	443	326	482	410	339	404	458
Washington	474	372	515	476	460	429	530	566	565	611	477	338	504	460	502	370	543	577	583	608
York	2,251	2,058	1,874	1,648	2,163	2,471	2,463	2,548	2,579	2,912	1,956	1,850	1,974	1,951	1,744	2,071	2,541	2,345	2,474	3005
<b>STATE TOTAL</b>	<b>17,309</b>	<b>16,898</b>	<b>16,703</b>	<b>15,522</b>	<b>17,738</b>	<b>17,766</b>	<b>17,643</b>	<b>18,162</b>	<b>18,743</b>	<b>20,583</b>	<b>16,612</b>	<b>15,859</b>	<b>17,001</b>	<b>16,768</b>	<b>16,794</b>	<b>17,978</b>	<b>17,276</b>	<b>16,886</b>	<b>18,105</b>	<b>19,837</b>

\* All cases counted by docket number. Includes cases filed and refiled. Includes URESA cases.

**SUPERIOR COURT  
CASELOAD STATISTICS**

**CIVIL CASELOAD**



**SUPERIOR COURT -- CIVIL FILINGS SUMMARY\***

TABLE SC-2

<u>COURT LOCATION</u>	<u>1981</u>	<u>1982</u>	<u>1983</u>	<u>1984</u>	<u>1985</u>	<u>1986</u>	<u>1987</u>	<u>1988</u>	<u>FY 1989</u>	<u>FY 1990</u>	<u>1981- FY'90</u>	<u>FY'89- FY'90</u>
Androscoggin	623	596	599	545	544	507	547	520	530	525	-15.7	-0.9
Aroostook	312	361	379	307	322	293	265	264	302	316	1.3	4.6
Cumberland	1606	1530	1418	1335	1361	1384	1379	1570	1668	1678	4.5	0.6
Franklin	169	135	129	107	87	97	110	83	92	123	-27.2	33.7
Hancock	211	213	201	194	191	201	169	196	188	219	3.8	16.5
Kennebec	631	626	608	590	625	573	475	496	545	636	0.8	16.7
Knox	194	164	158	148	152	152	167	192	199	171	-11.9	-14.1
Lincoln	135	152	170	125	119	181	129	146	150	166	23.0	10.7
Oxford	199	208	171	172	186	189	152	177	193	209	5.0	8.3
Penobscot	693	645	606	594	608	505	503	497	518	590	-14.9	13.9
Piscataquis	49	41	49	30	37	25	31	55	64	49	0.0	-23.4
Sagadahoc	137	111	139	142	144	130	92	187	177	133	-2.9	-24.9
Somerset	316	291	248	243	233	219	219	211	234	248	-21.5	6.0
Waldo	117	96	85	108	99	99	74	116	154	120	2.6	-22.1
Washington	167	122	121	133	114	100	137	159	173	144	-13.8	-16.8
York	810	791	754	669	698	694	767	827	858	972	20.0	13.3
<b>STATE TOTAL</b>	<b>6369</b>	<b>6082</b>	<b>5835</b>	<b>5442</b>	<b>5520</b>	<b>5349</b>	<b>5216</b>	<b>5696</b>	<b>6045</b>	<b>6299</b>	<b>-1.1</b>	<b>4.2</b>

\*Includes cases filed and refiled. Does NOT include URESA cases.

1981-1988: Calendar Year (January 1 - December 31)

FY'89, FY'90: Fiscal Year (July 1 - June 30)

Significant Changes of Venue: In 1983 there were 51 civil cases in which venue was changed to Lincoln from Cumberland; In 1986 there were 14 civil cases in which venue was changed to Lincoln from Sagadahoc; There were also 24 civil cases in which venue was changed to Lincoln from Cumberland.



**SUPERIOR COURT - CIVIL DISPOSITIONS SUMMARY\***

**TABLE SC-3**

<u>COURT LOCATION</u>	<u>1981</u>	<u>1982</u>	<u>1983</u>	<u>1984</u>	<u>1985</u>	<u>1986</u>	<u>1987</u>	<u>1988</u>	<u>FY</u> <u>1989</u>	<u>FY</u> <u>1990</u>	<u>1981-</u> <u>FY'90</u>	<u>FY'89-</u> <u>FY'90</u>
Androscoggin	607	612	564	590	675	610	578	533	506	626	3.1	23.7
Aroostook	363	323	376	392	340	293	243	319	244	373	2.8	52.9
Cumberland	1445	1461	1634	1523	1536	1486	1314	1461	1555	1462	1.2	-6.0
Franklin	154	163	158	106	127	103	108	105	111	117	-24.0	5.4
Hancock	210	199	231	212	193	219	192	185	182	199	-5.2	9.3
Kennebec	737	704	677	651	686	711	483	487	517	566	-23.2	9.5
Knox	226	201	176	162	166	167	174	168	172	194	-14.2	12.8
Lincoln	103	145	167	130	123	183	128	140	116	161	56.3	38.8
Oxford	175	213	180	157	214	203	203	159	180	189	8.0	5.0
Penobscot	645	808	619	618	548	594	602	541	568	590	-8.5	3.9
Piscataquis	56	48	28	41	41	43	27	43	44	58	3.6	31.8
Sagadahoc	133	125	130	109	139	204	107	162	184	114	-14.3	-38.0
Somerset	292	295	288	232	257	298	228	198	214	236	-19.2	10.3
Waldo	141	135	112	83	95	127	108	94	111	140	-0.7	26.1
Washington	216	127	116	125	161	116	139	173	167	139	-35.6	-16.8
York	699	707	777	749	672	697	721	801	818	925	32.3	13.1
<b>STATE TOTAL</b>	<b>6202</b>	<b>6266</b>	<b>6233</b>	<b>5880</b>	<b>5973</b>	<b>6054</b>	<b>5355</b>	<b>5569</b>	<b>5689</b>	<b>6089</b>	<b>-1.8</b>	<b>7.0</b>

\*Includes the disposition of cases filed and refiled.

1981-1988: Calendar Year (January 1 - December 31)

FY'89, FY'90: Fiscal Year (July 1 - June 30)

**SUPERIOR COURT – CIVIL PENDING CASELOAD SUMMARY\***

TABLE SC-4

<u>COURT LOCATION</u>	<u>1981</u>	<u>1982</u>	<u>1983</u>	<u>1984</u>	<u>1985</u>	<u>1986</u>	<u>1987</u>	<u>1988</u>	<u>FY 1989</u>	<u>FY 1990</u>	<u>1981- FY'90</u>	<u>FY'89- FY'90</u>
Androscoggin	992	976	1011	966	835	732	701	688	727	626	-36.9	-13.9
Aroostook	507	545	548	463	445	445	467	412	458	401	-20.9	-12.4
Cumberland	2412	2481	2265	2077	1902	1800	1865	1974	1967	2183	-9.5	11.0
Franklin	225	197	168	169	129	123	125	103	95	101	-55.1	6.3
Hancock	352	366	336	318	316	298	275	286	287	307	-12.8	7.0
Kennebec	975	897	828	767	706	568	560	569	578	648	-33.5	12.1
Knox	258	221	203	189	175	160	153	177	186	163	-36.8	-12.4
Lincoln	185	192	195	190	186	184	185	191	208	213	15.1	2.4
Oxford	272	267	258	273	245	231	180	198	208	228	-16.2	9.6
Penobscot	1090	927	914	890	950	861	762	718	667	667	-38.8	0.0
Piscataquis	57	50	71	60	56	38	42	54	70	61	7.0	-12.9
Sagadahoc	204	190	199	232	237	163	148	173	173	192	-5.9	11.0
Somerset	349	345	305	316	292	213	204	217	224	236	-32.4	5.4
Waldo	183	144	117	142	146	118	84	106	127	107	-41.5	-15.7
Washington	216	211	216	224	177	161	159	145	158	163	-24.5	3.2
York	1090	1174	1151	1071	1097	1094	1140	1166	1121	1168	7.2	4.2
<b>STATE TOTAL</b>	<b>9367</b>	<b>9183</b>	<b>8785</b>	<b>8347</b>	<b>7894</b>	<b>7189</b>	<b>7050</b>	<b>7177</b>	<b>7254</b>	<b>7464</b>	<b>-20.3</b>	<b>2.9</b>

\*Includes cases filed and refiled.

Cases pending as of December 31st.

1981-1988: Calendar Year (January 1 - December 31)

FY'89, FY'90: Fiscal Year (July 1 - June 30)

SUPERIOR COURT – CIVIL FILINGS AND DISPOSITIONS BY TYPE OF CASE

TABLE SC-5

STATE TOTAL	FILINGS										DISPOSITIONS									
	1981	1982	1983	1984	1985	1986	1987	1988	FY89	FY90	1981	1982	1983	1984	1985	1986	1987	1988	FY89	FY90
Damages	875	932	1050	899	789	858	467	466	497	533	924	876	969	911	1013	1029	791	708	610	560
Personal Injury	1055	1101	1204	1192	1286	1209	1332	1310	1465	1345	926	1048	1067	1086	1320	1350	1206	1469	1452	1406
Contract	1463	1498	1218	1109	1174	1002	1086	1402	1500	1541	1373	1501	1384	1330	1195	1198	1081	1175	1291	1426
Divorce	539	451	406	361	344	372	390	454	439	375	525	486	427	393	339	388	333	412	392	393
Rule 80B/80C Appeal	1	4	8	9	14	57	363	339	351	363	-	-	-	-	1	181	331	326	367	
Appeal/Lower Court	322	267	302	262	221	234	225	243	235	299	290	286	282	276	253	252	207	236	218	263
Real Property Action	1	8	8	12	21	32	366	483	501	753	-	-	-	-	-	154	318	348	565	
Equitable Action	3	7	12	20	41	70	342	335	349	343	-	-	-	3	1	135	301	325	358	
Other	2110	1814	1627	1578	1630	1515	645	664	708	747	2164	2069	2104	1884	1850	1835	1267	619	727	751
<b>TOTAL</b>	<b>6369</b>	<b>6082</b>	<b>5835</b>	<b>5442</b>	<b>5520</b>	<b>5349</b>	<b>5216</b>	<b>5696</b>	<b>6045</b>	<b>6299</b>	<b>6202</b>	<b>6266</b>	<b>6233</b>	<b>5880</b>	<b>5973</b>	<b>6054</b>	<b>5355</b>	<b>5569</b>	<b>5689</b>	<b>6089</b>

PERCENTAGE OF CIVIL FILINGS BY TYPE OF CASE\*

	1981	1982	1983	1984	1985	1986	1987	1988	FY89	FY90
Damages	13.7	15.3	18.0	16.5	14.3	16.0	9.0	8.2	8.2	8.5
Personal Injury	16.6	18.1	20.6	21.9	23.3	22.6	25.5	23.0	24.2	21.4
Contract	23.0	24.6	20.9	20.4	21.3	18.7	20.8	24.6	24.8	24.5
Divorce	8.5	7.4	7.0	6.6	6.2	7.0	7.5	8.0	7.3	6.0
Rule 80B/80C Appeal	-	-	-	-	-	-	7.0	6.0	5.8	5.8
Appeal/Lower Court	5.1	4.4	5.2	4.8	4.0	4.4	4.3	4.3	3.9	4.7
Real Property Action	-	-	-	-	-	-	7.0	8.5	8.3	12.0
Equitable Action	-	-	-	-	-	-	6.6	5.9	5.8	5.4
Other	33.1	29.8	27.9	29.0	29.5	28.3	12.4	11.7	11.7	11.9
<b>TOTAL</b>	<b>100.0</b>	<b>100.0</b>	<b>100.0</b>	<b>100.0</b>	<b>100.0</b>	<b>100.0</b>	<b>100.0</b>	<b>100.0</b>	<b>100.0</b>	<b>100.0</b>

**NOTE:**  
 The decrease in damages and other types of cases is due to the change in the Superior Court statistical system. Beginning in 1987, case types were changed to extract the Rule 80B/80C appeals, real property actions and equitable actions from the "other" category, and some damages cases are now more appropriately being counted in the new categories. Numbers appearing in these new categories previous to 1987 are the result of audits and corrections made during 1987 and 1988. The figures from 1980-1986 should be disregarded when analyzing data for trends.

Includes cases filed and refiled.  
 Types of cases are defined at the end of this section.  
 Percentages may not total 100.0 due to rounding.

1981-1988: Calendar Year (January 1 - December 31)  
 FY'89, FY'90: Fiscal Year (July 1 - June 30)

**SUPERIOR COURT -- CIVIL DISPOSITIONS BY TYPE OF DISPOSITION\***

TABLE SC-6

TYPE OF DISPOSITION	1986	1986	1987	1987	1988	1988	FY '89	FY '89	FY '90	FY '90
	NO. DISP.	%OF TOTAL	NO. DISP.	%OF TOTAL	NO. DISP.	%OF TOTAL	NO. DISP.	%OF TOTAL	NO. DISP.	%OF TOTAL
<b>STATE TOTAL</b>										
Default Judgment	145	2.4	131	2.4	110	2.0	129	2.3	205	3.4
Rule 41 (A)	3145	51.9	2544	47.5	2702	48.5	2729	48.0	2661	43.7
Rule 41 (B)	195	3.2	186	3.5	167	3.0	141	2.5	319	5.2
Dismissal	471	7.8	538	10.0	541	9.7	569	10.0	557	9.1
Summary Judgment	220	3.6	190	3.5	172	3.1	165	2.9	290	4.8
Final Order	399	6.6	476	8.9	456	8.2	575	10.1	702	11.5
Divorce Decree	295	4.9	257	4.8	328	5.9	313	5.5	295	4.8
Appeal Sustained	42	0.7	74	1.4	60	1.1	67	1.2	70	1.1
Appeal Denied	130	2.1	196	3.7	161	2.9	164	2.9	216	3.5
Court Judgment	124	2.0	132	2.5	122	2.2	124	2.2	105	1.7
Jury Verdict	184	3.0	201	3.8	221	4.0	202	3.6	187	3.1
Directed Verdict	6	0.1	14	0.3	10	0.2	6	0.1	11	0.2
Multiple Judgments	27	0.4	18	0.3	21	0.4	11	0.2	5	0.1
Change of Venue	1	0.0	33	0.6	102	1.8	77	1.4	31	0.5
Other	670	11.1	365	6.8	396	7.1	417	7.3	435	7.1
<b>TOTAL</b>	<b>6054</b>	<b>100.0</b>	<b>5355</b>	<b>100.0</b>	<b>5569</b>	<b>100.0</b>	<b>5689</b>	<b>100.0</b>	<b>6089</b>	<b>100.0</b>

\*-Does not include URESA cases.

-Includes the disposition of cases filed and refiled.

-Percentages may not total 100.0 due to rounding.

-Types of dispositions are defined at the end of this section.

-1986-1988: Calendar Year (January 1 - December 31)

-FY '89, FY'90: Fiscal Year (July 1 - June 30)

SUPERIOR COURT -- CIVIL JURY TRIALS

TABLE SC-7

	1981	1981	1982	1982	1983	1983	1984	1984	1985	1985	1986	1986	1987	1987	1988	1988	FY'89	FY'89	FY'90	FY'90
	No. of	No. of	No. of	No. of	No. of	No. of	No. of	No. of	No. of	No. of	No. of	No. of	No. of	No. of	No. of	No. of	No. of	No. of	No. of	No. of
	Trials	Days	Trials	Days	Trials	Days	Trials	Days	Trials	Days	Trials	Days	Trials	Days	Trials	Days	Trials	Days	Trials	Days
Androscoggin	16	33.0	26	65.5	17	32.0	13	40.0	29	76.0	19	58.0	30	67.0	32	66.5	23	64.0	17	28.5
Aroostook	6	17.5	18	44.0	25	53.0	21	35.5	16	27.5	9	29.0	15	37.0	15	24.0	8	13.5	20	26.0
Cumberland	34	79.0	32	120.5	50	154.0	41	124.5	42	103.5	55	134.5	57	168.5	52	130.5	45	118.5	48	109.5
Franklin	7	15.5	8	10.5	4	14.0	4	9.0	8	18.5	5	13.0	10	13.5	5	9.0	3	8.5	8	16.5
Hancock	6	13.5	6	13.5	7	12.0	11	19.0	9	18.5	12	25.0	8	18.0	8	31.0	6	20.0	12	26.0
Kennebec	18	67.5	22	52.0	13	49.0	21	54.0	20	49.0	33	85.5	15	44.0	25	55.5	26	50.0	22	44.5
Knox	8	34.0	7	21.5	8	27.0	13	30.0	6	13.0	7	17.0	9	29.0	8	21.5	8	28.0	11	31.5
Lincoln	4	12.5	4	11.0	8	34.0	6	22.0	5	21.5	17	40.5	12	63.0	9	29.0	5	14.5	2	5.5
Oxford	1	1.5	5	9.0	8	15.5	6	9.5	8	21.5	8	18.0	13	25.5	9	24.5	9	23.0	2	13.5
Penobscot	20	34.5	20	39.5	19	33.0	13	25.5	22	45.5	15	52.0	16	39.5	21	53.0	35	93.5	22	54.0
Piscataquis	0	0.0	2	5.0	0	0.0	0	0.0	3	9.0	2	6.0	1	2.5	1	2.5	1	2.5	4	10.0
Sagadahoc	6	15.0	5	21.5	7	21.5	5	8.5	8	19.0	0	0.0	0	0.0	10	28.0	6	16.0	3	14.0
Somerset	8	12.5	11	25.0	14	34.5	6	13.0	9	23.5	2	3.0	9	13.5	10	22.5	14	32.5	12	32.5
Waldo	5	9.5	4	8.0	8	18.0	4	8.0	2	7.0	13	22.0	6	12.0	5	19.0	3	14.0	6	15.5
Washington	8	14.5	4	8.0	2	2.0	3	2.5	6	11.5	5	13.0	9	12.5	11	21.5	9	19.0	5	7.5
York	26	64.5	27	60.0	15	34.5	27	64.0	27	57.0	18	59.5	31	57.0	35	64.5	30	57.5	25	67.5
<b>STATE TOTAL</b>	<b>173</b>	<b>424.5</b>	<b>201</b>	<b>514.5</b>	<b>205</b>	<b>534.0</b>	<b>194</b>	<b>465.0</b>	<b>220</b>	<b>521.5</b>	<b>220</b>	<b>576.0</b>	<b>241</b>	<b>602.5</b>	<b>256</b>	<b>602.5</b>	<b>231</b>	<b>575.0</b>	<b>219</b>	<b>502.5</b>

Includes cases filed and refiled.

Prior to 1984, there were some discrepancies in calculating the number of jury trial days which may have affected the accuracy of these figures. The problem occurred when cases scheduled for trial underwent multiple voir dire (the justice conducted voir dire for several cases on one day, instead of limiting it to the one case facing imminent trial). Since the clerks were instructed to calculate the nearest .5 day, each of four cases voir dired on one day, for example, would have .5 days added to their total trial time, resulting in a total of 2 trial days being reported for only 1 day of trial activity.

Due to construction, Sagadahoc held no jury trials from June 1986 through September 1987; most cases were transferred to Lincoln for trial. Androscoggin held no jury trials from May through August 1987.

1981-1988: Calendar Year (January 1 - December 31)  
 FY'89, FY'90: Fiscal Year (July 1 - June 30)

SUPERIOR COURT -- CIVIL NON-JURY TRIALS\*

TABLE SC-8

	1981	1981	1982	1982	1983	1983	1984	1984	1985	1985	1986	1986	1987	1987	1988	1988	FY'89	FY'89	FY'90	FY'90
	No. of	No. of	No. of	No. of	No. of	No. of	No. of	No. of	No. of	No. of	No. of	No. of	No. of	No. of	No. of	No. of	No. of	No. of	No. of	No. of
	Trials	Days	Trials	Days	Trials	Days	Trials	Days	Trials	Days	Trials	Days	Trials	Days	Trials	Days	Trials	Days	Trials	Days
Androscoggin	22	15.0	10	6.5	8	6.0	12	20.5	18	19.0	7	4.5	16	15.5	17	19.0	18	15.5	10	12.0
Aroostook	8	7.0	10	6.5	15	10.5	20	13.0	19	12.5	19	13.0	18	12.0	18	13.0	16	12.0	12	9.0
Cumberland	31	39.5	24	25.5	38	50.0	21	25.0	45	54.0	38	46.0	39	48.5	16	24.5	14	14.0	21	39.0
Franklin	8	9.5	3	2.0	4	2.5	5	3.0	7	9.5	6	8.5	10	15.0	6	8.0	4	2.5	4	3.5
Hancock	7	6.0	3	3.0	12	10.0	16	19.0	5	11.0	13	15.5	7	9.0	6	14.0	5	5.0	3	4.5
Kennebec	29	31.0	16	26.0	28	26.5	5	6.0	17	30.5	29	22.5	19	27.5	12	10.0	11	11.0	14	17.0
Knox	25	16.5	18	12.0	12	16.0	6	5.5	10	17.5	14	18.5	10	9.5	6	10.0	9	12.0	2	1.0
Lincoln	8	8.0	10	5.5	6	4.0	4	3.0	6	6.0	5	8.5	7	8.0	10	17.5	4	8.5	1	1.0
Oxford	4	3.0	9	5.5	5	6.0	2	1.0	6	5.0	3	2.0	7	7.0	7	5.0	6	6.0	5	4.5
Penobscot	43	42.0	29	24.5	31	24.5	24	19.5	13	11.5	23	17.0	24	27.5	24	24.0	18	14.5	16	17.0
Piscataquis	0	0.0	3	1.5	2	1.0	1	1.0	0	0.0	1	.5	3	2.0	1	2.5	0	0.0	1	1.0
Sagadahoc	6	5.5	9	8.5	8	7.5	7	4.0	3	2.0	10	13.5	15	15.5	8	5.5	7	5.0	4	3.0
Somerset	13	7.0	5	5.5	9	9.5	10	10.5	5	5.5	7	6.5	5	4.5	10	6.5	10	8.0	9	5.5
Waldo	7	5.5	7	4.0	4	3.0	8	8.5	4	7.5	4	3.0	8	5.0	5	5.5	4	4.5	4	3.5
Washington	15	11.5	11	6.0	7	7.5	6	3.0	4	4.0	4	4.0	11	9.0	13	8.0	13	9.0	7	5.5
York	33	27.0	26	26.0	12	8.5	32	30.5	11	10.0	28	31.0	16	15.5	30	40.0	28	28.0	29	25.0
<b>STATE TOTAL</b>	<b>259</b>	<b>234.0</b>	<b>193</b>	<b>168.5</b>	<b>201</b>	<b>193.0</b>	<b>179</b>	<b>173.0</b>	<b>173</b>	<b>205.5</b>	<b>211</b>	<b>214.5</b>	<b>215</b>	<b>231.0</b>	<b>189</b>	<b>213.0</b>	<b>167</b>	<b>155.5</b>	<b>142</b>	<b>152.0</b>

\*Includes cases filed and refiled.

In the years prior to 1984, the statistical definition of non-jury trials may have been interpreted differently throughout the state. It is not known whether this discrepancy has significantly skewed the number of trials reported.

1981-1988: Calendar Year (January 1 - December 31)  
 FY'89, FY'90: Fiscal Year (July 1 - June 30)

**SUPERIOR COURT -- AGE OF CIVIL PENDING CASELOAD - FY'90\***

**TABLE SC-9**

**NUMBER OF CASES FROM FILING OR REFILING TO 6/30/90**

<b>COUNTY</b>	<b>0-90 Days</b>	<b>91-180 Days</b>	<b>181-270 Days</b>	<b>271 Days to 1 Yr.</b>	<b>1 Yr.- 2 Yrs.</b>	<b>2 Yrs.- 3 Yrs.</b>	<b>3 Yrs.- 5 Yrs.</b>	<b>5 Yrs.- &amp; Up</b>	<b>Total No. of Cases</b>	<b>Average No. of Days</b>
Androscoggin	138	102	66	60	156	64	30	10	626	415
Aroostook	73	54	55	42	114	39	16	8	401	424
Cumberland	400	337	253	251	575	190	136	41	2183	435
Franklin	24	14	14	15	23	6	5	0	101	341
Hancock	49	39	31	32	84	33	27	12	307	550
Kennebec	159	101	84	72	136	53	25	18	648	401
Knox	42	23	13	19	39	18	7	2	163	397
Lincoln	44	27	25	23	54	17	15	8	213	491
Oxford	43	37	25	25	56	27	9	6	228	438
Penobscot	156	82	82	70	157	48	41	31	667	494
Piscataquis	5	10	6	7	16	11	5	1	61	526
Sagadahoc	28	28	26	17	54	19	14	6	192	496
Somerset	57	20	30	32	51	23	10	13	236	486
Waldo	17	23	8	15	27	5	10	2	107	430
Washington	25	29	20	16	44	16	8	5	163	460
York	237	191	121	147	283	108	60	21	1168	415
<b>STATE TOTAL</b>	<b>1497</b>	<b>1117</b>	<b>859</b>	<b>843</b>	<b>1869</b>	<b>677</b>	<b>418</b>	<b>184</b>	<b>7464</b>	<b>441</b>

\*Fiscal Year (July 1 - June 30)

**SUPERIOR COURT – AVERAGE TIME TO CIVIL JURY TRIAL  
AVERAGE NUMBER OF DAYS FROM FILING OR REILING TO JURY TRIAL**

TABLE SC-10

	<u>1981</u>	<u>1981</u>	<u>1982</u>	<u>1982</u>	<u>1983</u>	<u>1983</u>	<u>1984</u>	<u>1984</u>	<u>1985</u>	<u>1985</u>	<u>1986</u>	<u>1986</u>	<u>1987</u>	<u>1987</u>	<u>1988</u>	<u>1988</u>
	No. of Jury Trials	Avg. Days/ Trial	No. of Jury Trials	Avg. Days/ Trial	No. of Jury Trials	Avg. Days/ Trial	No. of Jury Trials	Avg. Days/ Trial	No. of Jury Trials	Avg. Days/ Trial	No. of Jury Trials	Avg. Days/ Trial	No. of Jury Trials	Avg. Days/ Trial	No. of Jury Trials	Avg. Days/ Trial
Androscoggin	16	1089	26	1156	17	1034	13	1138	29	1222	19	1067	30	793	32	639
Aroostook	6	1138	18	714	25	909	21	639	16	820	9	1446	15	1304	15	1039
Cumberland	34	927	32	1249	50	1179	41	1222	42	1056	55	909	57	893	52	861
Franklin	7	989	8	737	4	1187	4	1024	8	922	5	991	10	1087	5	384
Hancock	6	809	6	1495	7	977	11	885	9	1055	12	760	8	1004	8	1293
Kennebec	18	1025	22	973	13	873	21	1045	20	1131	33	758	15	800	25	702
Knox	8	1343	7	1215	8	1196	13	773	6	620	7	689	9	936	8	764
Lincoln	4	585	4	767	8	508	6	694	5	1095	17	254	12	371	9	765
Oxford	1	459	5	958	8	591	6	679	8	899	8	1003	13	608	9	842
Penobscot	20	726	20	783	19	773	13	855	22	1037	15	1171	16	1518	21	1267
Piscataquis	0	-	2	871	0	-	0	-	3	1134	2	1027	1	942	1	1165
Sagadahoc	6	416	5	671	7	943	5	665	8	672	0	-	0	-	10	320
Somerset	8	813	11	571	14	821	6	478	9	577	2	752	9	749	10	892
Waldo	5	927	4	890	8	1180	4	822	2	1437	13	702	6	1148	5	897
Washington	8	816	4	457	2	613	3	540	6	1304	5	1099	9	835	11	928
York	26	815	27	820	15	730	27	826	27	819	18	1076	31	1016	35	642
STATE TOTAL	173	898	201	946	205	951	194	912	220	993	220	885	241	929	256	813

-Includes the disposition of cases filed and refiled.

NOTE: FY89 & FY90 data unavailable.



**SUPERIOR COURT -- ACTUAL TIME TO CIVIL DISPOSITION - FY'90\***  
**NUMBER OF CASES FROM FILING OR REILING TO DISPOSITION**

TABLE SC-11

COUNTY	0-90 DAYS	91-180 DAYS	181-270 DAYS	271 DAYS TO 1 YR.	1 YR.- 2 YRS.	2 YRS.- 3 YRS.	3 YRS.- 5 YRS.	5 YRS. & UP	TOTAL NO. CASES	AVERAGE NO. DAYS
Androscoggin	90	61	67	61	193	69	60	25	626	551
Aroostook	55	38	31	23	113	71	34	8	373	560
Cumberland	227	232	176	165	424	156	67	15	1462	421
Franklin	35	20	10	13	27	9	3	0	117	303
Hancock	45	18	20	17	47	23	22	7	199	531
Kennebec	138	79	79	69	132	35	21	13	566	374
Knox	51	26	17	32	32	29	6	1	194	364
Lincoln	25	23	13	19	51	19	9	2	161	456
Oxford	52	29	20	22	41	13	10	2	189	357
Penobscot	109	79	67	59	130	64	51	31	590	532
Piscataquis	15	8	6	6	15	6	0	2	58	379
Sagadahoc	14	20	14	18	31	11	3	3	114	440
Somerset	86	37	25	22	44	13	9	0	236	273
Waldo	47	17	19	12	28	13	3	1	140	320
Washington	43	17	14	8	37	10	4	6	139	404
York	139	131	112	105	213	102	91	32	925	525
<b>STATE TOTAL</b>	<b>1171</b>	<b>835</b>	<b>690</b>	<b>651</b>	<b>1558</b>	<b>643</b>	<b>393</b>	<b>148</b>	<b>6,089</b>	<b>455</b>

\*Fiscal Year (July 1, 1989 - June 30, 1990)

Includes the disposition of cases filed and refiled.

See "Narrative Summary of Caseload Statistics" for explanation of this table.

## CIVIL DEFINITIONS

### REFILING:

These are matters which have been previously disposed and which have been brought before the Superior Court for further action. For statistical purposes, such matters are limited to the following circumstances:

1. When a case remanded to the District Court returns to the Superior Court for further action.
2. When a case appealed to the Law Court returns to the Superior Court for further action.
3. When a mistrial occurs and a second trial is required; when a motion for a new trial is granted; or when a case, for any other reason, requires a trial after its original disposition.
4. When a motion for relief from judgment is granted, or a case is reinstated on the docket after judgment has been entered (Rule 60(b)).

### TYPE OF CASE:

1. Damages: An action in which claim for relief is based on physical damage to property or reputation. Includes automobile accidents not involving person injury. If a complaint involves damages as well as personal injury issues, it is recorded as a "personal injury" case.
2. Personal Injury: An action in which claim for relief is based on physical or mental injury. Examples include medical malpractice, products liability, automobile accidents involving personal injury, and other cases involving personal injury.
3. Contract: An action in which claim for relief arises out of alleged violation of an agreement. Includes cases referred to as agreements, promissory notes, liens, account annexed, etc.

4. URESA: An action resulting from non-payment of support by an individual ordered to pay support by a court.
5. Divorce: An action brought in order to dissolve a marriage.
6. Rule 80B/80C Appeal: A complaint brought under Rule 80B (review of governmental actions) or Rule 80C (review of final agency actions) of the Maine Rules of Court.
7. Appeal from Lower Court: Any case appealed from the District Court (small claims, traffic infractions, etc.) or Administrative Court.
8. Real Property Action: Includes such cases as foreclosure, quiet title, boundary disputes and partitions.
9. Equitable Action/Injunctive Relief: Includes such cases as temporary restraining orders and preliminary injunctions (Rule 65) and declaratory judgments (Rule 57).
10. Other: All actions that do not fall in one of the above categories. Examples include, but are not limited to: protection from abuse, foreign deposition, foreign judgment, forfeiture of motor vehicles, minor's settlement.

### TYPE OF DISPOSITION:

1. Default Judgment: The justice or clerk of court enters a judgment resulting from the failure of the defendant to take a necessary step under the civil rules.
2. Rule 41(a): A voluntary dismissal of the plaintiff or stipulation of all the parties.
3. Rule 41(b): A dismissal on court order for failure to take significant action in a case for two years.
4. Dismissal: A judicial determination of dismissal after a motion and hearing.

5. Summary Judgment: A judgment rendered on the basis of the pleadings.
6. Final Order: An order entered to dispose of such cases as injunctions, temporary restraining orders, minor's settlement, Proforma Decrees, or for a case handled by a referee.
7. Divorce Decree: A court decree issued to dissolve a marriage.
8. Appeal Sustained: A judicial decision reversing the judgment entered in the District Court.
9. Appeal Denied: A judicial decision upholding the judgment entered in the District Court.
10. URESAs Order: An order to dispose of a URESAs case.
11. Court Judgment: A judgment entered by a justice in a court (non-jury) trial.
12. Jury Verdict: A disposition rendered by a jury.
13. Directed Verdict: A direction by the justice to the jury to make a specific finding.
14. Multiple Judgments: Cases consolidated for jury or non-jury trial.
15. Change of Venue: Venue changed from one Superior Court to another.
16. Other: A disposition which is not included in any of the above categories (e.g., removals to District Court or to the U.S. District Court, withdrawals, etc.)

**SUPERIOR COURT  
CASELOAD STATISTICS**

**URESА CASELOAD**



**SUPERIOR COURT -- URESA FILINGS SUMMARY\***

TABLE SC-12

<u>COURT LOCATION</u>	<u>1981</u>	<u>1982</u>	<u>1983</u>	<u>1984</u>	<u>1985</u>	<u>1986</u>	<u>1987</u>	<u>1988</u>	<u>FY'89</u>	<u>FY'90</u>	<u>1981- FY'90</u>	<u>FY'89- FY'90</u>
Androscoggin	122	124	89	118	134	127	53	99	67	37	-69.7	-44.8
Aroostook	144	120	129	113	157	120	86	92	72	48	-66.7	-33.3
Cumberland	283	259	273	222	237	208	148	174	127	95	-66.4	-25.2
Franklin	41	47	30	29	37	45	18	27	22	18	-56.1	-18.2
Hancock	64	71	63	59	62	42	28	42	27	25	-60.9	-7.4
Kennebec	151	114	160	113	147	104	48	84	75	63	-58.3	-16.0
Knox	58	48	58	46	63	22	18	31	25	21	-63.8	-16.0
Lincoln	30	21	26	25	44	19	15	21	18	14	-53.3	-22.2
Oxford	76	76	62	57	92	55	41	50	36	19	-75.0	-47.2
Penobscot	243	204	203	167	213	159	92	135	104	63	-74.1	-39.4
Piscataquis	33	31	29	32	30	12	14	22	20	6	-81.8	-70.0
Sagadahoc	55	40	56	36	39	38	23	38	24	12	-78.2	-50.0
Somerset	68	93	82	64	106	57	37	72	51	28	-58.8	-45.1
Waldo	51	36	51	45	43	45	25	40	29	24	-52.9	-17.2
Washington	75	59	74	62	73	60	41	47	31	23	-69.3	-25.8
York	255	195	180	162	215	190	114	168	114	98	-61.6	-14.0
<b>STATE TOTAL</b>	<b>1749</b>	<b>1538</b>	<b>1565</b>	<b>1350</b>	<b>1692</b>	<b>1303</b>	<b>801</b>	<b>1142</b>	<b>842</b>	<b>594</b>	<b>-66.0</b>	<b>-29.5</b>

\*URESAs: Uniform Reciprocal Enforcement of Support Act.

In mid-1985, the Superior Court transferred the handling of all routine URESA cases to the Department of Human Services. The decrease in caseload by 1987 is largely due to this transfer.

A Department of Human Services representative explained that the large filings increase in 1988 was due to: an increase in their caseload; the hiring of additional staff to enforce collections; and the fact that administrative remedies have been exhausted in many old cases and the Department of Human Services is now turning to the Superior Court for court orders.

1980-1988: Calendar Year (January 1 - December 31)

FY'89, FY'90: Fiscal Year (July 1 - June 30)

**SUPERIOR COURT -- URESA DISPOSITIONS SUMMARY\***

**TABLE SC-13**

<u>COURT LOCATION</u>	<u>1981</u>	<u>1982</u>	<u>1983</u>	<u>1984</u>	<u>1985</u>	<u>1986</u>	<u>1987</u>	<u>1988</u>	<u>FY'89</u>	<u>FY'90</u>	<u>1981- FY'90</u>	<u>FY'89- FY'90</u>
Androscoggin	98	102	96	174	58	98	55	73	131	80	-18.4	-38.9
Aroostook	137	127	120	114	149	148	72	101	75	51	-62.8	-32.0
Cumberland	223	295	196	409	213	70	115	101	115	315	41.3	173.9
Franklin	32	42	23	25	51	24	14	15	57	13	-59.4	-77.2
Hancock	72	38	85	64	37	37	24	21	28	2	-97.2	-92.9
Kennebec	259	90	108	113	119	93	57	58	43	44	-83.0	2.3
Knox	53	44	37	72	44	48	30	29	17	31	-41.5	82.4
Lincoln	19	19	26	23	27	26	35	6	21	10	-47.4	-52.4
Oxford	67	63	47	57	85	39	35	35	19	117	74.6	515.8
Penobscot	155	194	183	174	255	288	75	83	112	60	-61.3	-46.4
Piscataquis	57	24	24	20	17	7	5	6	5	7	-87.7	40.0
Sagadahoc	49	41	35	73	38	59	12	18	22	17	-65.3	-22.7
Somerset	74	78	81	77	60	36	29	15	7	17	-77.0	142.9
Waldo	53	40	47	51	37	21	34	49	37	41	-22.6	10.8
Washington	64	64	79	70	58	42	56	20	40	37	-42.2	-7.5
York	205	178	149	243	112	99	82	162	149	204	-0.5	36.9
<b>STATE TOTAL</b>	<b>1617</b>	<b>1439</b>	<b>1336</b>	<b>1759</b>	<b>1360</b>	<b>1135</b>	<b>730</b>	<b>792</b>	<b>878</b>	<b>1046</b>	<b>-35.3</b>	<b>19.1</b>

\*URESAs: Uniform Reciprocal Enforcement of Support Act.

In mid-1985, the Superior Court transferred the handling of all routine URESA cases to the Department of Human Services. The decrease in caseload by 1987 is largely due to this transfer.

1980-1988: Calendar Year (January 1 - December 31)

FY'89, FY'90: Fiscal Year (July 1 - June 30)

SUPERIOR COURT – URESA PENDING CASELOAD SUMMARY\*

TABLE SC-14

<u>COURT LOCATION</u>	<u>1981</u>	<u>1982</u>	<u>1983</u>	<u>1984</u>	<u>1985</u>	<u>1986</u>	<u>1987</u>	<u>1988</u>	<u>FY 1989</u>	<u>FY 1990</u>	<u>% CHG. '81-'90</u>	<u>% CHG. '89-'90</u>
Androscoggin	129	151	144	88	164	193	191	217	133	90	-30.2	-32.3
Aroostook	30	23	32	31	39	11	25	16	16	13	-56.7	-18.8
Cumberland	418	382	459	272	296	434	467	540	516	296	-29.2	-42.6
Franklin	36	41	48	52	38	59	63	75	35	40	11.1	14.3
Hancock	59	92	70	65	90	95	99	120	115	138	133.9	20.0
Kennebec	167	191	243	243	271	282	273	299	315	334	100.0	6.0
Knox	60	64	85	59	78	52	40	42	49	39	-35.0	-20.4
Lincoln	34	36	36	38	55	48	28	43	35	39	14.7	11.4
Oxford	73	86	101	101	108	124	130	145	156	58	-20.5	-62.8
Penobscot	353	363	383	376	334	205	222	274	246	249	-29.5	1.2
Piscataquis	19	26	31	43	56	61	70	86	92	91	378.9	-1.1
Sagadahoc	72	71	92	55	56	35	46	66	65	60	-16.7	-7.7
Somerset	42	57	58	45	91	112	120	177	190	201	378.6	5.8
Waldo	41	37	41	35	41	65	56	47	54	37	-9.8	-31.5
Washington	71	66	61	53	68	86	71	98	83	69	-2.8	-16.9
York	225	242	273	192	295	386	418	424	355	249	10.7	-29.9
<b>STATE TOTAL</b>	<b>1829</b>	<b>1928</b>	<b>2157</b>	<b>1748</b>	<b>2080</b>	<b>2248</b>	<b>2319</b>	<b>2669</b>	<b>2455</b>	<b>2003</b>	<b>9.5</b>	<b>-18.4</b>

\*URESAs: Uniform Reciprocal Enforcement of Support Act.  
 Cases pending as of December 31st.  
 1980-1988: Calendar Year (January 1 - December 31)  
 FY'89, FY90: Fiscal Year (July 1 - June 30)





**SUPERIOR COURT  
CASELOAD STATISTICS**

**CRIMINAL CASELOAD**



**SUPERIOR COURT -- CRIMINAL FILINGS SUMMARY**

TABLE SC-15

<b>COURT LOCATION</b>	<b>1981</b>	<b>1982</b>	<b>1983</b>	<b>1984</b>	<b>1985</b>	<b>1986</b>	<b>1987</b>	<b>1988</b>	<b>FY 1989</b>	<b>FY 1990</b>	<b>% CHG. '81-'90</b>	<b>% CHG. '89-90</b>
Androscoggin	444	690	667	701	787	782	822	753	805	1,041	134.5	29.3
Aroostook	784	649	585	407	426	367	434	398	461	608	-22.4	31.9
Cumberland	1,951	1,783	1,874	1,751	2,225	2,302	2,538	2,152	2,376	2,820	44.5	18.7
Franklin	430	423	414	422	526	484	569	564	653	591	37.4	-9.5
Hancock	212	244	230	242	236	221	390	413	390	423	99.5	8.5
Kennebec	697	966	840	777	887	788	696	752	740	850	22.0	14.9
Knox	365	382	438	587	649	577	502	664	704	718	96.7	2.0
Lincoln	284	272	354	311	355	614	562	428	425	489	72.2	15.1
Oxford	311	439	341	267	467	424	404	390	340	398	28.0	17.1
Penobscot	695	758	788	712	855	950	1,104	1,172	1,226	1,350	94.2	10.1
Piscataquis	113	152	133	110	127	144	150	155	146	158	39.8	8.2
Sagadahoc	251	254	295	297	387	407	369	390	337	563	124.3	67.1
Somerset	1,017	767	815	804	829	882	937	942	1,058	1,109	9.0	4.8
Waldo	219	235	268	245	247	321	265	238	269	286	30.6	6.3
Washington	232	191	320	281	273	269	354	360	363	444	91.4	22.3
York	1,186	1,072	940	816	1,249	1,589	1,590	1,553	1,625	1,842	55.3	13.4
<b>STATE TOTAL</b>	<b>9,191</b>	<b>9,277</b>	<b>9,302</b>	<b>8,730</b>	<b>10,525</b>	<b>11,121</b>	<b>11,686</b>	<b>11,324</b>	<b>11,918</b>	<b>13,690</b>	<b>49.0</b>	<b>14.9</b>

-Includes cases filed and refiled.

-Cases counted by docket number.

-1981-1988: Calendar Year (January 1 - December 31)

-FY '89, FY90: Fiscal Year (July 1 - June 30)

- Significant Changes of Venue: In 1986, there were 222 criminal cases in which venue was changed to Lincoln from Sagadahoc. In 1987, there were 171 criminal cases in which venue was changed to Lincoln from Sagadahoc.

**SUPERIOR COURT -- CRIMINAL DISPOSITIONS SUMMARY**

TABLE SC-16

<b>COURT LOCATION</b>	<b>1981</b>	<b>1982</b>	<b>1983</b>	<b>1984</b>	<b>1985</b>	<b>1986</b>	<b>1987</b>	<b>1988</b>	<b>FY 1989</b>	<b>FY 1990</b>	<b>% CHG. '81-'90</b>	<b>% CHG. '89-'90</b>
Androscoggin	482	562	694	679	729	770	752	714	759	848	75.9	11.7
Aroostook	814	674	655	490	407	382	318	402	478	456	-44.0	-4.6
Cumberland	1,654	1,589	1,975	1,811	1,918	2,257	2,508	1,917	2,431	2,806	69.6	15.4
Franklin	423	375	444	375	514	564	546	455	537	693	63.8	29.1
Hancock	200	182	272	180	279	287	248	387	348	403	101.5	15.8
Kennebec	696	808	946	839	799	779	590	706	748	637	-8.5	-14.8
Knox	386	331	384	513	594	579	540	525	706	673	74.4	-4.7
Lincoln	266	187	237	340	377	588	538	441	453	480	80.5	6.0
Oxford	301	321	326	326	405	520	398	362	354	257	-14.6	-27.4
Penobscot	738	768	759	840	718	942	1,064	1,178	1,184	1,200	62.6	1.4
Piscataquis	141	147	113	94	175	132	130	177	153	135	-4.3	-11.8
Sagadahoc	267	203	193	366	349	436	357	388	392	468	75.3	19.4
Somerset	972	709	862	744	763	733	1,028	911	1,009	1,061	9.2	5.2
Waldo	205	186	215	309	194	334	275	196	264	277	35.1	4.9
Washington	197	147	309	265	283	212	355	384	382	432	119.3	13.1
York	1,052	966	1,051	960	960	1,278	1,770	1,382	1,560	1,876	78.3	20.3
<b>STATE TOTAL</b>	<b>8,794</b>	<b>8,155</b>	<b>9,435</b>	<b>9,131</b>	<b>9,464</b>	<b>10,793</b>	<b>11,417</b>	<b>10,525</b>	<b>11,758</b>	<b>12,702</b>	<b>44.4</b>	<b>8.0</b>

-Includes the disposition of cases filed and refiled.  
 -Cases counted by docket number.  
 -1981-1988: Calendar Year (January 1 - December 31)  
 -FY '89, FY'90: Fiscal Year (July 1 - June 30)

SUPERIOR COURT – CRIMINAL PENDING CASELOAD SUMMARY

TABLE SC-17

<u>COURT LOCATION</u>	<u>1981</u>	<u>1982</u>	<u>1983</u>	<u>1984</u>	<u>1985</u>	<u>1986</u>	<u>1987</u>	<u>1988</u>	<u>FY '89</u>	<u>FY '90</u>	<u>%CHG. '81-'90</u>	<u>%CHG. '89-'90</u>
Androscoggin	372	500	473	495	553	565	635	674	673	866	132.8	28.7
Aroostook	411	386	316	233	252	237	353	349	324	476	15.8	46.9
Cumberland	1,009	1,203	1,102	1,042	1,349	1,390	1,420	1,655	1,481	1,495	48.2	0.9
Franklin	172	220	190	237	249	169	192	301	265	163	-5.2	-38.5
Hancock	147	209	167	229	186	120	262	288	279	299	103.4	7.2
Kennebec	419	577	471	409	497	505	611	657	548	761	81.6	38.9
Knox	170	221	275	349	404	402	364	503	439	484	184.7	10.3
Lincoln	100	185	302	273	251	277	301	288	273	282	182.0	3.3
Oxford	202	320	335	276	338	243	249	277	234	375	85.6	60.3
Penobscot	384	374	403	275	412	420	460	454	429	579	50.8	35.0
Piscataquis	94	99	119	135	87	99	119	97	69	92	-2.1	33.3
Sagadahoc	106	157	259	190	228	199	211	213	173	268	152.8	54.9
Somerset	337	395	348	408	474	623	532	563	599	647	92.0	8.0
Waldo	127	176	229	165	218	205	195	237	217	226	78.0	4.1
Washington	153	197	208	224	214	269	268	244	258	270	76.5	4.7
York	638	744	633	489	778	1,088	908	1,079	1,064	1,030	61.4	-3.2
<b>STATE TOTAL</b>	<b>4,841</b>	<b>5,963</b>	<b>5,830</b>	<b>5,429</b>	<b>6,490</b>	<b>6,811</b>	<b>7,080</b>	<b>7,879</b>	<b>7,325</b>	<b>8,313</b>	<b>71.7</b>	<b>13.5</b>

-Includes cases filed and refiled.

-Cases counted by docket number.

-Cases pending as of December 31st., or June 30th.

-1981-1988: Calendar Year (January 1- December 31)

-FY'89, FY'90: Fiscal Year (July 1 -June 30)

SUPERIOR COURT -- CRIMINAL FILINGS AND DISPOSITIONS BY TYPE OF CASE\*

TABLE SC-18

STATE TOTAL	FILINGS										DISPOSITIONS									
	1981	1982	1983	1984	1985	1986	1987	1988	FY '89	FY'90	1981	1982	1983	1984	1985	1986	1987	1988	FY '89	FY'90
Bail Review	210	222	159	200	273	299	339	464	500	656	216	223	156	201	266	295	343	444	479	631
Transfer	4,054	4,653	4,671	4,274	5,297	5,619	5,852	5,531	5,598	6,355	3,888	3,802	4,760	4,593	4,763	5,419	5,784	5,258	5,734	5948
Appeal (a)	732	259	161	127	158	166	163	144	130	197	734	441	219	193	142	170	174	165	144	189
Boundover	544	464	432	253	357	325	214	178	220	272	471	476	475	326	339	321	247	242	231	236
Indictment	2,352	2,680	2,724	2,696	3,035	2,968	3,211	3,239	3,523	3,905	2,260	2,249	2,722	2,721	2,736	2,937	2,974	2,757	3,318	3618
Information	860	641	704	669	682	794	806	787	877	1,010	861	619	710	654	676	785	806	763	867	985
Juvenile Appeal	29	23	8	18	10	9	11	7	12	7	46	34	10	14	16	8	15	8	15	2
Other	177	140	128	141	218	364	336	167	172	222	124	152	137	144	140	377	372	165	185	190
Refiling-Prob.Rev.	194	175	278	326	454	543	721	750	833	1,011	139	134	201	265	355	445	676	674	732	855
Refiling-New Trial	39	20	37	27	41	34	33	57	53	55	55	25	45	20	31	43	26	49	53	48
<b>TOTAL</b>	<b>9,191</b>	<b>9,277</b>	<b>9,302</b>	<b>8,730</b>	<b>10,525</b>	<b>11,121</b>	<b>11,686</b>	<b>11,324</b>	<b>11,918</b>	<b>13,690</b>	<b>8,794</b>	<b>8,155</b>	<b>9,435</b>	<b>9,131</b>	<b>9,464</b>	<b>10,800</b>	<b>11,417</b>	<b>10,525</b>	<b>11,758</b>	<b>12,702</b>

\*-Includes cases filed and refiled, counted by docket number.

-(a) In FY'90, 38 dockets (in Piscataquis County) were simultaneously filed against one defendant.

-Cases counted by docket number.

-1981 -1988: Calendar Year January 1- December 31)

-FY'89FY'90: Fiscal Year (July 1- June 30)

-Types of cases are described at the end of this section.

-Boundovers from the District Court create a difficult situation with regard to the counting of cases for statistical purposes. When a boundover is filed in the Superior Court, it remains a "boundover" type of case even if an indictment results. When a boundover results in an information being filed, the boundover is dismissed and a new docket number is assigned for the information.

-The decline in the number of appeals was due to the implementation of the "Single Trial Law". Effective January 1, 1982, this law provided that in Class D and E proceedings, the defendant may waive his right to jury trial and elect to be tried in the District Court, but that an appeal to the Superior Court following trial and conviction in the District Court may be only on questions of law. If the defendant demands a trial by jury, the case is then transferred to the Superior Court for trial. This new law resulted in an increased number of transfers and a reduced rate of appeal to the Superior Court.

SUPERIOR COURT – CRIMINAL FILINGS AND DISPOSITIONS BY CLASS OF CHARGE

TABLE SC-19

	FILINGS										DISPOSITIONS									
	1981	1982	1983	1984	1985	1986	1987	1988	FY '89	FY '90	1981	1982	1983	1984	1985	1986	1987	1988	FY '89	FY '90
STATE TOTAL																				
A	427	419	395	520	572	533	511	467	501	538	329	405	421	459	523	542	546	383	477	447
B	1,056	1,126	944	902	996	925	911	959	1,191	1,193	1,032	976	1,077	923	853	957	873	791	1,062	1,106
C	1,800	1,882	1,905	1,765	2,138	2,128	2,211	2,231	2,517	3,014	1,736	1,624	1,907	1,800	1,955	2,094	2,074	1,977	2,327	2,750
D	1,271	2,009	1,828	1,838	2,390	2,573	2,725	2,467	2,677	2,984	1,268	1,524	1,912	1,915	2,090	2,515	2,705	2,350	2,681	2,866
E	728	891	875	980	959	1,206	1,301	1,098	1,173	1,315	725	765	868	991	929	1,157	1,273	1,047	1,165	1,304
TITLE 29	3,473	2,512	2,777	2,206	2,708	2,983	2,928	2,836	2,625	3,100	3,319	2,411	2,751	2,512	2,468	2,822	2,928	2,741	2,803	2,854
OTHER	800	763	809	780	1,065	1,089	1,352	1,508	1,574	1,959	764	699	771	784	888	1,032	1,286	1,417	1,502	1,706
TOTAL	9,555	9,602	9,533	8,991	10,828	11,437	11,939	11,566	12,258	14,103	9,173	8,404	9,707	9,384	9,706	11,119	11,685	10,706	12,017	13,033

NOTES:  
 -Includes cases filed and refiled.  
 -Cases counted by defendant.  
 -1981-1988: Calendar Year (January 1 - December 31)  
 -FY '89, FY'90: Fiscal Year (July 1 - June 30)



**SUPERIOR COURT - CRIMINAL PENDING CASELOAD  
AND OUTSTANDING WARRANTS OF ARREST**

TABLE SC-20

<u>COURT</u>	<u>NO. OF PENDING CASES</u>					<u>NO. OF OUTSTANDING WARRANTS</u>					<u>% OF PENDING CASES FOR WHICH COURT MAY NOT BE RESPONSIBLE</u>				
	<u>1985</u>	<u>1986</u>	<u>1987</u>	<u>1988</u>	<u>FY'90</u>	<u>1985</u>	<u>1986</u>	<u>1987</u>	<u>1988</u>	<u>FY'90</u>	<u>1985</u>	<u>1986</u>	<u>1987</u>	<u>1988</u>	<u>FY'90</u>
Androscoggin	620	628	705	737	866	211	296	243	158	281	34.0	47.1	34.5	21.4	32.4
Aroostook	254	239	364	351	476	83	102	139	127	131	32.7	42.7	38.2	36.2	27.5
Cumberland	1422	1467	1553	1764	1495	442	388	457	541	398	31.1	26.4	29.4	30.7	26.6
Franklin	267	189	221	310	163	52	40	44	52	55	19.5	21.2	19.9	16.8	33.7
Hancock	213	137	283	308	299	57	52	43	40	59	26.8	38.0	15.2	13.0	19.7
Kennebec	509	515	620	669	761	103	109	168	113	117	20.2	21.2	27.1	16.9	15.4
Knox	409	407	373	506	484	102	130	147	132	148	24.9	31.9	39.4	26.1	30.6
Lincoln	261	292	315	293	282	52	73	67	57	91	19.9	25.0	21.3	19.5	32.3
Oxford	359	256	277	299	375	125	116	137	126	152	34.8	45.3	49.5	42.1	40.5
Penobscot	415	423	502	456	579	94	125	92	123	127	22.7	29.6	18.3	27.0	21.9
Piscataquis	88	100	120	104	92	21	24	25	11	23	23.9	24.0	20.8	10.6	25.0
Sagadahoc	246	203	219	220	268	44	46	51	57	54	17.9	22.7	23.3	25.9	20.1
Somerset	480	628	535	568	647	239	254	316	310	279	49.8	40.4	59.1	54.6	43.1
Waldo	221	208	202	238	226	75	65	70	76	79	33.9	31.3	34.7	31.9	35.0
Washington	235	295	295	255	270	94	97	103	101	111	40.0	32.9	34.9	39.6	41.1
York	870	1211	1042	1202	1030	180	249	307	334	390	20.7	20.6	29.5	27.8	37.9
<b>TOTAL</b>	<b>6869</b>	<b>7198</b>	<b>7626</b>	<b>8280</b>	<b>8313</b>	<b>1974</b>	<b>2166</b>	<b>2409</b>	<b>2358</b>	<b>2495</b>	<b>28.7</b>	<b>30.1</b>	<b>31.6</b>	<b>28.5</b>	<b>30.0</b>

Number of Pending cases - counted by defendant, as of December 31st (in calendar years) or June 30 (in fiscal years).

Number of Outstanding warrants for disposed cases for which there are outstanding fines, as of December 31st or June 30th.

NOTE: This table was prepared in order to document the effect of outstanding warrants of arrest upon criminal pending caseload. In general, the assumption has been made that pending caseload serves as an indication of a court's ability or inability to efficiently dispose of cases in relationship to incoming workload. In reality, cases may be pending in the Superior Court that cannot be processed because a warrant issued for the defendant is not or cannot be served. Thus it may be unfair to hold the courts responsible for increases in pending caseload which in fact may be beyond their control. The effect of outstanding warrants upon pending caseload varies considerably throughout the state. Statewide, 30% of all criminal pending caseload appears to be a result of outstanding warrants.

**CRIMINAL DISPOSITIONS BY TYPE OF CASE - FY'90**

TABLE SC-21

TYPE OF CASE	CONVICTED		ACQUITTED		DISMISSED*		OTHER**		TOTAL	
	#	%	#	%	#	%	#	%	#	%
Bail Review (a)	-	-	-	-	53	-	578 (a)	91.6	631	100.0
Transfer	3,299	55.5	116	2.0	2,177	36.6	356	6.0	5,948	100.0
Appeal	4	2.1	0	0.0	18	9.5	167	88.4	189	100.0
Boundover	63	26.8	3	1.3	162	68.9	7	3.0	235	100.0
Indictment	2,976	75.5	88	2.2	839	21.3	41	1.0	3,944	100.0
Information	961	97.4	1	0.1	19	1.9	6	0.6	987	100.0
Juvenile Appeal	0	0.0	0	0.0	0	0.0	2	100.0	2	100.0
Other	28	14.7	4	2.1	52	27.4	106	55.8	190	100.0
Refiling-Prob. Revoc. (b)	0	0.0	0	0.0	59	6.9	796 (b)	93.1	855	100.0
Refiling-New Trial	27	54.0	3	6.0	17	34.0	3	6.0	50	100.0
<b>TOTAL</b>	<b>7,358</b>	<b>56.5</b>	<b>215</b>	<b>1.6</b>	<b>3,396</b>	<b>26.1</b>	<b>2,062</b>	<b>15.8</b>	<b>13,031</b>	<b>100.0</b>

**CRIMINAL DISPOSITIONS BY CLASS OF CHARGE - FY'90**

CLASS OF CHARGE	CONVICTED		ACQUITTED		DISMISSED*		OTHER		TOTAL	
	#	%	#	%	#	%	#	%	#	%
A	298	66.7	19	4.3	99	22.1	31	6.9	447	100.0
B	783	70.9	17	1.5	256	23.2	48	4.3	1,104	100.0
C	2,021	73.5	39	1.4	613	22.3	77	2.8	2,750	100.0
D	1,589	55.4	48	1.7	992	34.6	237	8.3	2,866	100.0
E	709	54.4	13	1.0	453	34.7	129	9.9	1,304	100.0
TITLE 29	1,830	64.1	59	2.1	776	27.2	189	6.6	2,854	100.0
OTHER	130	7.6	6	0.4	207	12.1	1,363	79.9	1,706	100.0
<b>TOTAL</b>	<b>7,360</b>	<b>56.5</b>	<b>201</b>	<b>1.5</b>	<b>3,396</b>	<b>26.1</b>	<b>2,074</b>	<b>15.9</b>	<b>13,031</b>	<b>100.0</b>

Fiscal Year (July 1 - June 30)

-Includes cases filed and refiled.

-Does not include "no bill" dispositions.

-Cases counted by defendant.

-Percentages may not total 100.0 due to rounding.

-See footnote to Table SC-24 for caveat concerning boundover case statistics.

\*-Dismissed by court or D.A.

\*\*-Other dispositions include: Bail Revised/Affirmed, Mistrial, Not Guilty by Reason of Insanity, Probation Revocation, Juvenile Appeal, Filed and Miscellaneous.

(a) Of the 578 bail reviews disposed in the "Other" type of disposition category, 411 were revised, 111 affirmed, and 56 were otherwise disposed.

(b) In 651 of the 796 probation revocation cases included in the "Other" type of disposition category, probation was revoked.

SUPERIOR COURT - CRIMINAL DISPOSITIONS BY TYPE OF DISPOSITION

TABLE SC-22

TYPE OF DISPOSITION	<u>1986</u>	<u>1986</u>	<u>1987</u>	<u>1987</u>	<u>1988</u>	<u>1988</u>	<u>FY'89</u>	<u>FY'89</u>	<u>FY'90</u>	<u>FY'90</u>
	# DIS- POSED	%OF DISPO- SITIONS	# DIS- POSED	%OF DISPO- SITIONS	# DIS- POSED	%OF DISPO- SITIONS	# DIS- POSED	%OF DISPO- SITIONS	# DIS- POSED	%OF DISPO- SITIONS
<b>STATE TOTAL</b>										
District Court Bail Revised	214	1.9	233	2.0	338	3.2	341	2.8	412	3.2
District Court Bail Affirmed	61	0.5	65	0.6	78	0.7	92	0.8	111	0.9
Dismissed by Court	184	1.7	265	2.3	157	1.5	197	1.6	277	2.1
Dismissed by D.A. Rule 48(A)	2,962	26.7	3,161	27.1	2,717	25.4	3,013	25.1	3,119	23.9
Filed Case	142	1.3	141	1.2	149	1.4	201	1.7	194	1.5
Juvenile Appeal Denied	3	0.0	2	0.0	8	0.1	7	0.1	1	0.0
Juvenile Appeal Sustained	0	0.0	1	0.0	1	0.0	2	0.0	3	0.0
Juvenile Appeal, New Sentence	0	0.0	0	0.0	0	0.0	0	0.0	1	0.0
Not Guilty, Reason of Insanity	2	0.0	5	0.0	1	0.0	1	0.0	0	0.0
Probation Revoked	328	3.0	378	3.2	505	4.7	541	4.5	653	5.0
Convicted - Plea	5,817	52.4	5,814	49.9	5,472	51.1	6,315	52.6	6,914	53.1
Convicted - Jury Trial	309	2.8	378	3.2	379	3.5	383	3.2	349	2.7
Convicted - Jury Waived Trial	130	1.2	120	1.0	104	1.0	107	0.9	97	0.7
Acquitted - Jury Trial	167	1.5	160	1.4	144	1.3	163	1.4	165	1.3
Acquitted - Jury Waived Trial	39	0.4	36	0.3	46	0.4	25	0.2	36	0.3
Mistrial	15	0.1	27	0.2	41	0.4	45	0.4	34	0.3
Other	732	6.6	869	7.5	563	5.3	582	4.8	665	5.1
<b>TOTAL</b>	<b>11,105</b>	<b>100.0</b>	<b>11,655</b>	<b>100.0</b>	<b>10,703</b>	<b>100.0</b>	<b>12,015</b>	<b>100.0</b>	<b>13,031</b>	<b>100.0</b>

NOTES:

1986-1988: Calendar Year (January 1 - December 31)

FY'89, FY'90: Fiscal Year (July 1 - June 30)

Includes the disposition of cases filed and refiled.

Does not include "no bill" dispositions.

Cases counted by defendant.

Types of dispositions are defined at the end of this section.

SUPERIOR COURT -- CRIMINAL JURY TRIALS

TABLE SC-23

COUNTY	1981	1981	1982	1982	1983	1983	1984	1984	1985	1985	1986	1986	1987	1987	1988	1988	FY'89	FY'89	FY'90	FY'90
	No. of Trials	No. of Days	No. of Trials	No. of Days	No. of Trials	No. of Days	No. of Trials	No. of Days	No. of Trials	No. of Days	No. of Trials	No. of Days	No. of Trials	No. of Days	No. of Trials	No. of Days	No. of Trials	No. of Days	No. of Trials	No. of Days
Androscoggin	36	57.5	34	61.5	35	67.0	33	49.5	29	42.5	40	73.0	36	72.0	40	56.0	41	58.0	46	67.5
Aroostook	32	36.0	32	44.0	31	40.0	43	43.5	31	42.5	38	35.5	40	48.0	31	37.0	56	59.5	46	42.0
Cumberland	52	126.5	46	98.0	59	135.5	56	112.5	90	169.5	57	120.0	70	105.0	52	93.5	60	94.5	39	53.5
Franklin	21	32.0	22	30.5	15	22.0	19	32.5	26	34.0	16	21.5	16	22.0	18	22.0	18	23.5	20	25.5
Hancock	16	20.0	21	35.0	16	23.0	17	34.0	19	26.5	15	21.0	14	26.5	24	49.0	25	39.0	45	85.0
Kennebec	54	54.5	48	73.0	48	68.0	38	71.5	31	50.0	57	91.5	41	72.5	43	63.5	49	55.5	30	33.5
Knox	13	33.0	11	27.0	12	14.5	11	15.0	12	25.5	11	15.5	20	40.5	16	40.0	25	61.5	33	62.5
Lincoln	17	44.0	10	12.0	9	23.5	16	27.5	20	31.0	34	51.0	32	67.0	23	76.5	19	50.5	33	46.0
Oxford	21	23.0	24	30.0	29	38.5	21	52.5	25	34.0	24	38.0	18	24.5	14	17.0	14	19.5	10	16.5
Penobscot	66	101.0	79	124.0	62	93.0	59	94.5	59	70.5	68	122.5	79	106.5	89	102.0	81	98.5	79	148.5
Piscataquis	3	5.0	5	8.5	2	2.0	2	7.0	13	15.5	11	19.5	19	34.0	8	12.0	9	17.5	6	14.5
Sagadahoc	12	18.0	10	15.0	7	16.0	15	24.0	19	26.0	12	18.0	9	15.5	20	37.5	26	52.0	19	34.5
Somerset	35	54.5	20	34.5	23	32.5	16	30.5	32	41.5	22	36.0	28	35.5	39	58.0	37	54.5	24	41.0
Waldo	12	16.0	10	24.5	20	25.0	29	27.0	18	26.0	16	26.5	10	17.5	13	26.0	18	31.0	22	31.5
Washington	26	41.0	30	43.0	26	25.0	18	36.0	24	30.0	18	17.0	31	40.5	17	17.5	25	27.5	24	30.0
York	38	54.0	43	84.5	29	59.5	27	34.0	42	66.5	46	72.0	74	101.5	67	89.5	77	98.5	74	103.0
<b>TOTAL</b>	<b>454</b>	<b>716.0</b>	<b>445</b>	<b>745.0</b>	<b>423</b>	<b>685.0</b>	<b>420</b>	<b>691.5</b>	<b>490</b>	<b>731.5</b>	<b>485</b>	<b>778.5</b>	<b>537</b>	<b>829.0</b>	<b>514</b>	<b>797.0</b>	<b>580</b>	<b>841.0</b>	<b>550</b>	<b>835.0</b>

-Includes cases filed and refiled.

-1981-1988: Calendar Year (January 1 - December 31)

-FY '89: Fiscal Year (July 1, 1988 - June 30, 1989)

-One trial may include more than one defendant.

-Due to construction, Sagadahoc held no jury trials from June 1986 through September 1987; most cases were transferred to Lincoln for trial. Androscoggin held no jury trials from May through August 1987.

**SUPERIOR COURT -- CRIMINAL JURY TRIALS BY TYPE OF CASE**

TABLE SC-24

TYPE OF CASE	1986			1987			1988			FY '89			FY '90		
	No. of Jury Trials	No. of Jury Trial Days	% of All Jury Trials	No. of Jury Trials	No. of Jury Trial Days	% of All Jury Trials	No. of Jury Trials	No. of Jury Trial Days	% of All Jury Trials	No. of Jury Trials	No. of Jury Trial Days	% of All Jury Trials	No. of Jury Trials	No. of Jury Trial Days	% of All Jury Trials
Transfer	221	242.0	45.6	245	278.0	45.6	264	324.0	51.4	289	332.5	49.8	282	314.5	51.3
Appeal	0	0.0	0.0	0	0.0	0.0	1	0.5	0.2	0	0.0	0.0	0	0.0	0.0
Boundover	17	33.0	3.5	21	49.0	3.9	5	14.5	1.0	11	23.0	1.9	6	9.5	1.1
Indictment	225	442.5	46.4	247	454.0	46.0	227	406.0	44.2	259	437.0	44.7	239	437.0	43.5
Information	1	3.0	0.2	7	16.5	1.3	1	1.0	0.2	3	6.0	0.5	2	5.0	0.4
Other	9	35.5	1.9	12	25.0	2.2	3	10.0	0.6	7	25.0	1.2	11	55.5	2.0
Refiling-New Trial	12	22.5	2.5	5	6.5	0.9	13	41.0	2.5	11	17.5	1.9	10	13.5	1.8
<b>STATE TOTAL</b>	<b>485</b>	<b>778.5</b>	<b>100.0</b>	<b>537</b>	<b>829.0</b>	<b>100.0</b>	<b>514</b>	<b>797.0</b>	<b>100.0</b>	<b>580</b>	<b>841.0</b>	<b>100.0</b>	<b>550</b>	<b>835.0</b>	<b>100.0</b>

**NOTES:**

- Includes cases filed and refiled.
- 1983-1988: Calendar Year (January 1 - December 31)
- FY '89: Fiscal Year (July 1, 1988 - June 30, 1989)
- Trials counted by defendant.
- The boundovers are cases which were originally filed in the Superior Court as boundovers from the District Court, but which resulted in indictments in the Superior Court. (See Table SC-20).
- The decline in the number of appeals was due to the implementation of the "Single Trial Law". Effective January 1, 1982, this law provided that in Class D and E proceedings, the defendant may waive his right to jury trial and elect to be tried in the District Court, but that an appeal to the Superior Court following trial and conviction in the District Court may be only on questions of law. If the defendant demands a trial by jury, the case is then transferred to the Superior Court for trial. This new law resulted in an increased number of transfers and a reduced rate of appeal to the Superior Court.

SUPERIOR COURT - CRIMINAL JURY WAIVED TRIALS

TABLE SC-25

COUNTY	1981	1981	1982	1982	1983	1983	1984	1984	1985	1985	1986	1986	1987	1987	1988	1988	FY '89	FY '89	FY '90	FY '90
	No. of Trials	No. of Days	No. of Trials	No. of Days	No. of Trials	No. of Days	No. of Trials	No. of Days	No. of Trials	No. of Days	No. of Trials	No. of Days	No. of Trials	No. of Days	No. of Trials	No. of Days	No. of Trials	No. of Days	No. of Trials	No. of Days
Androscoggin	5	3.5	9	5.0	8	5.5	1	0.5	7	5.5	6	6.5	6	4.0	4	3.5	6	4.5	7	5.5
Aroostook	9	5.5	10	6.5	5	2.5	9	5.5	11	6.5	11	6.0	4	2.5	3	2.0	3	2.0	2	1.5
Cumberland	20	19.5	12	15.0	13	15.0	16	16.5	24	22.0	21	13.5	13	9.5	6	6.5	12	9.0	16	13.5
Franklin	12	6.0	6	3.5	7	4.0	2	1.0	4	2.0	0	0.0	2	1.0	6	3.0	5	5.0	5	2.5
Hancock	1	0.5	0	0.0	6	3.0	2	3.5	5	8.5	7	7.5	0	0.0	2	1.5	4	10.5	6	8.0
Kennebec	15	10.0	13	8.5	12	9.5	16	13.0	11	11.5	10	12.5	4	4.0	10	15.5	3	7.0	1	1.0
Knox	8	5.5	6	4.0	6	6.0	6	4.0	3	1.5	8	10.5	11	6.0	8	7.5	10	10.0	6	4.5
Lincoln	10	5.0	3	2.5	0	0.0	6	4.0	14	10.5	14	9.5	8	11.0	9	24.0	7	17.5	9	6.5
Oxford	5	3.0	5	2.5	6	3.5	5	4.0	5	2.5	10	5.5	11	6.0	5	2.5	3	1.5	3	1.5
Penobscot	23	22.5	20	23.5	15	13.5	12	15.0	15	26.5	19	15.0	20	19.5	14	11.0	13	10.5	13	18.0
Piscataquis	2	1.0	0	0.0	2	1.0	0	0.0	2	1.0	2	1.0	9	6.0	8	6.0	2	1.5	0	0.0
Sagadahoc	9	5.0	5	5.0	13	8.5	16	9.0	19	10.0	4	4.0	2	1.0	6	3.5	10	8.5	9	5.0
Somerset	19	12.0	19	10.0	24	12.0	17	9.5	21	13.0	15	11.5	18	19.5	10	20.5	3	2.5	8	5.0
Waldo	4	4.5	3	2.5	8	6.5	6	3.0	4	2.0	6	5.5	1	0.5	0	0.0	1	1.0	1	2.0
Washington	3	1.5	7	3.5	1	0.5	7	3.5	5	3.0	2	1.0	0	0.0	6	5.0	2	1.0	1	0.5
York	11	6.5	9	9.0	7	8.0	21	26.0	12	7.0	10	7.0	17	10.0	15	12.5	18	15.0	12	10.0
<b>TOTAL</b>	<b>156</b>	<b>111.5</b>	<b>127</b>	<b>101.0</b>	<b>133</b>	<b>99.0</b>	<b>142</b>	<b>118.0</b>	<b>162</b>	<b>133.0</b>	<b>145</b>	<b>116.5</b>	<b>126</b>	<b>100.5</b>	<b>112</b>	<b>124.5</b>	<b>102</b>	<b>107.0</b>	<b>99</b>	<b>85.0</b>

-Includes cases filed and refiled.

-1981-1988: Calendar Year (January 1 - December 31)

-FY '89: Fiscal Year (July 1, 1988 - June 30, 1989)

-One trial may include more than one defendant.

-Due to construction, Sagadahoc held no trials from June 1986 through September 1987; most cases were transferred to Lincoln for trial.

**SUPERIOR COURT - INDICTMENTS**

TABLE SC-26

**Average Time To Criminal Jury Trial and Average Time To Criminal Disposition**

<u>COURT</u>	<u>AVERAGE NUMBER OF DAYS FROM FIRST APPEARANCE TO JURY TRIAL</u>					<u>AVERAGE NUMBER OF DAYS FROM FIRST APPEARANCE TO DISPOSITION</u>				
	<u>1986</u>	<u>1987</u>	<u>1988</u>	<u>FY'89</u>	<u>FY'90</u>	<u>1986</u>	<u>1987</u>	<u>1988</u>	<u>FY'89</u>	<u>FY'90</u>
Androscoggin	202	141	204	210	189	164	150	144	152	150
Aroostook	159	181	271	346	338	102	139	133	163	150
Cumberland	195	184	288	292	73	145	145	179	171	149
Franklin	207	152	245	220	158	114	118	166	164	99
Hancock	192	153	333	240	356	208	114	187	192	203
Kennebec	232	235	220	190	211	127	177	151	137	197
Knox	118	172	260	124	283	191	142	202	210	189
Lincoln	181	130	295	294	149	219	199	175	167	1321
Oxford	216	190	89	110	183	207	140	148	133	163
Penobscot	148	128	116	134	242	99	89	93	68	91
Piscataquis	427	185	346	191	547	148	171	127	203	225
Sagadahoc	223	88	125	152	134	159	120	106	126	79
Somerset	182	121	77	34	49	138	116	60	31	42
Waldo	384	255	178	257	303	195	175	171	182	177
Washington	293	250	117	115	173	216	200	186	167	116
York	233	197	250	232	193	210	167	187	181	165
<b>STATE AVERAGE</b>	<b>204</b>	<b>173</b>	<b>213</b>	<b>212</b>	<b>219</b>	<b>156</b>	<b>144</b>	<b>155</b>	<b>153</b>	<b>146</b>

**NOTES:**

1986-1988: Calendar Year (January 1 - December 31)

FY'89 - FY'90: Fiscal Year (July 1 - June 30)

Cases counted by defendant.

Cases in which more than 15 days elapsed between the date of capias issuance and the first appearance date are not included.

Also, any case in which more than 999 days has elapsed is recorded only as 999 days.

The "indictments" category does not include indictments in cases originally filed in Superior Court as boundovers from District Court.

**SUPERIOR COURT - TRANSFERS**

TABLE SC-27

**Average Time To Jury Trial and Average Time To Disposition**

<u>COURT</u>	AVERAGE NUMBER OF DAYS FROM FILING TO JURY TRIAL					AVERAGE NUMBER OF DAYS FROM FILING TO DISPOSITION				
	<u>1986</u>	<u>1987</u>	<u>1988</u>	<u>FY'89</u>	<u>FY'90</u>	<u>1986</u>	<u>1987</u>	<u>1988</u>	<u>FY'89</u>	<u>FY'90</u>
Androscoggin	166	274	247	339	104	171	217	194	217	173
Aroostook	182	181	212	313	272	156	127	200	271	183
Cumberland	159	180	171	171	94	193	134	170	148	121
Franklin	169	122	170	165	126	112	101	118	122	111
Hancock	153	143	190	195	265	137	234	146	182	254
Kennebec	267	284	363	326	476	137	191	249	203	239
Knox	206	188	181	212	207	193	168	161	168	182
Lincoln	364	227	369	229	239	254	244	226	191	143
Oxford	260	208	205	155	204	178	127	127	110	153
Penobscot	146	74	105	91	123	85	58	58	56	60
Piscataquis	159	224	195	123	361	106	118	184	125	219
Sagadahoc	228	112	151	132	156	144	95	143	142	123
Somerset	188	200	203	175	230	120	124	103	97	123
Waldo	214	197	222	232	286	164	162	198	207	225
Washington	239	264	178	223	164	153	177	164	159	127
York	183	124	153	185	147	140	128	130	146	153
<b>STATE AVERAGE</b>	<b>211</b>	<b>176</b>	<b>192</b>	<b>203</b>	<b>203</b>	<b>156</b>	<b>137</b>	<b>149</b>	<b>146</b>	<b>141</b>

**NOTES:**

1986-1988: Calendar Year (January 1 - December 31)

FY'89 - FY'90: Fiscal Year (July 1- June 30)

Cases counted by defendant.

Cases in which more than 15 days elapsed between the date of capias issuance and the first appearance date are not included.

Also, any case in which more than 999 days has elapsed is recorded only as 999 days.



	INDICTMENTS First Appearance To Disposition						TRANSFERS Filing To Disposition					
	NO. OF CASES 0-30 DAYS	NO. OF CASES 31-60 DAYS	NO. OF CASES 61-90 DAYS	NO. OF CASES 91-120 DAYS	NO. OF CASES 121 DAYS AND UP	TOTAL	NO. OF CASES 0-30 DAYS	NO. OF CASES 31-60 DAYS	NO. OF CASES 61-90 DAYS	NO. OF CASES 91-120 DAYS	NO. OF CASES 121 DAYS AND UP	TOTAL
ANDROSCOGGIN	48	28	42	45	215	378	6	11	42	21	131	211
AROOSTOOK	31	6	18	10	58	123	11	23	16	10	85	145
CUMBERLAND	66	65	200	109	243	683	94	234	496	157	244	1225
FRANKLIN	10	5	21	1	18	55	23	100	128	90	165	506
HANCOCK	12	13	8	17	55	105	3	16	16	17	139	191
KENNEBEC	28	8	6	11	97	150	39	24	14	11	203	291
KNOX	3	9	8	9	65	94	23	17	19	50	273	382
LINCOLN	13	7	11	5	29	65	10	59	45	43	143	300
OXFORD	9	8	4	11	52	84	8	9	15	11	49	92
PENOBSCOT	63	130	47	34	75	349	178	153	78	22	63	494
PISCATAQUIS	1	2	5	2	12	22	3	5	4	11	25	48
SAGADAHOC	21	4	11	18	20	74	13	20	45	75	135	288
SOMERSET	64	5	1	9	10	89	106	163	154	52	207	682
WALDO	11	1	6	9	40	67	8	4	4	9	110	135
WASHINGTON	12	18	20	28	36	114	8	42	42	37	88	217
YORK	89	28	57	101	454	729	27	43	81	110	301	562
STATE TOTAL	481	337	465	419	1479	3181	560	923	1199	726	2361	5769

Cases counted by defendant.

Indictments measured from first appearance date.

Transfers measured from filing date.

Cases in which more than 15 days elapsed between the date of capias issuance and the first appearance date are not included. Also, any case in which more than 999 days has elapsed is recorded only as 999 days.

The "indictments" category does not include indictments in cases originally filed in Superior Court as boundovers from District Court.

## CRIMINAL DEFINITIONS

### REFILING:

These are matters which have been previously disposed and which have been brought before the Superior Court for further action. For statistical purposes, such matters are limited to the following circumstances:

1. When a case remanded to the District Court returns to the Superior Court for further action.
2. When a case appealed to the Law Court returns to the Superior Court for further action.
3. When a mistrial occurs and a second trial is required; when a motion for a new trial is granted; or when a case, for any other reason, requires a trial after its original disposition.
4. When a probation revocation is filed.

### TYPE OF CASE:

1. Bail Review: Review and hearing of bail set in the District Court by a justice of the Superior Court.
2. Transfer: A criminal matter removed from the District Court to the Superior Court after the defendant has been arraigned and entered a plea of not guilty in the District Court.
3. Appeal: A criminal matter removed from the District Court to the Superior Court after judgment has been entered in the District Court.
4. Boundover: An action filed in the Superior Court after probable cause has been found in the District Court, even if an indictment is filed subsequently.

5. Indictment: An action brought to the Superior Court for determination after the Grand Jury has found that the prosecutor has sufficient evidence to bring the case to trial.

6. Information: An action brought to the Superior Court for trial after the defendant has waived his right to be indicted by the Grand Jury and allows the prosecutor to proceed on a complaint describing the alleged offense.

7. Juvenile Appeal: A juvenile case removed to the Superior Court for review after judgment has been entered in the juvenile court.

8. Other: An action which is not included in any of the above categories, (e.g., motions to suppress in a District Court case, reviews of indigency determination, post-conviction reviews).

9. Refiling-Probation Revocation: A petition to revoke probation.

10. Refiling-New Trial: A previously tried matter requiring retrial.

### TYPE OF DISPOSITION:

1. District Court Bail Revised: Bail set by the District Court is changed by a justice of the Superior Court.
2. District Court Bail Affirmed: Bail set by the District Court is maintained at the same level by a justice of the Superior Court.
3. Dismissed By Court: Dismissed by a justice of the Superior Court.
4. Dismissed by D.A. Rule 48(a): Dismissed by the District Attorney.

5. Filed Case: Upon consent of the defendant and District Attorney, the case is terminated without final judgment of guilt or innocence.
6. Juvenile Appeal Dispositions: A Superior Court justice affirms the order of adjudication of a juvenile crime and any other orders, or reverses the juvenile order and remands the matter for further proceedings.
7. Not Guilty Reason Of Insanity: The judgment reflects a finding of insanity by either the court or a jury.
8. Probation Revoked: A justice finds that probation conditions have been violated and probation is revoked.
9. Convicted: There is a finding of guilty by either the court or a jury.
10. Acquitted: There is a finding of not guilty by either the court or a jury.
11. Mistrial: A justice rules that an erroneous or invalid trial has occurred.
12. Other: A disposition which is not included in any of the above categories (e.g., change of venue).

**APPENDIX III**

**DISTRICT COURT**

**CASELOAD STATISTICS**

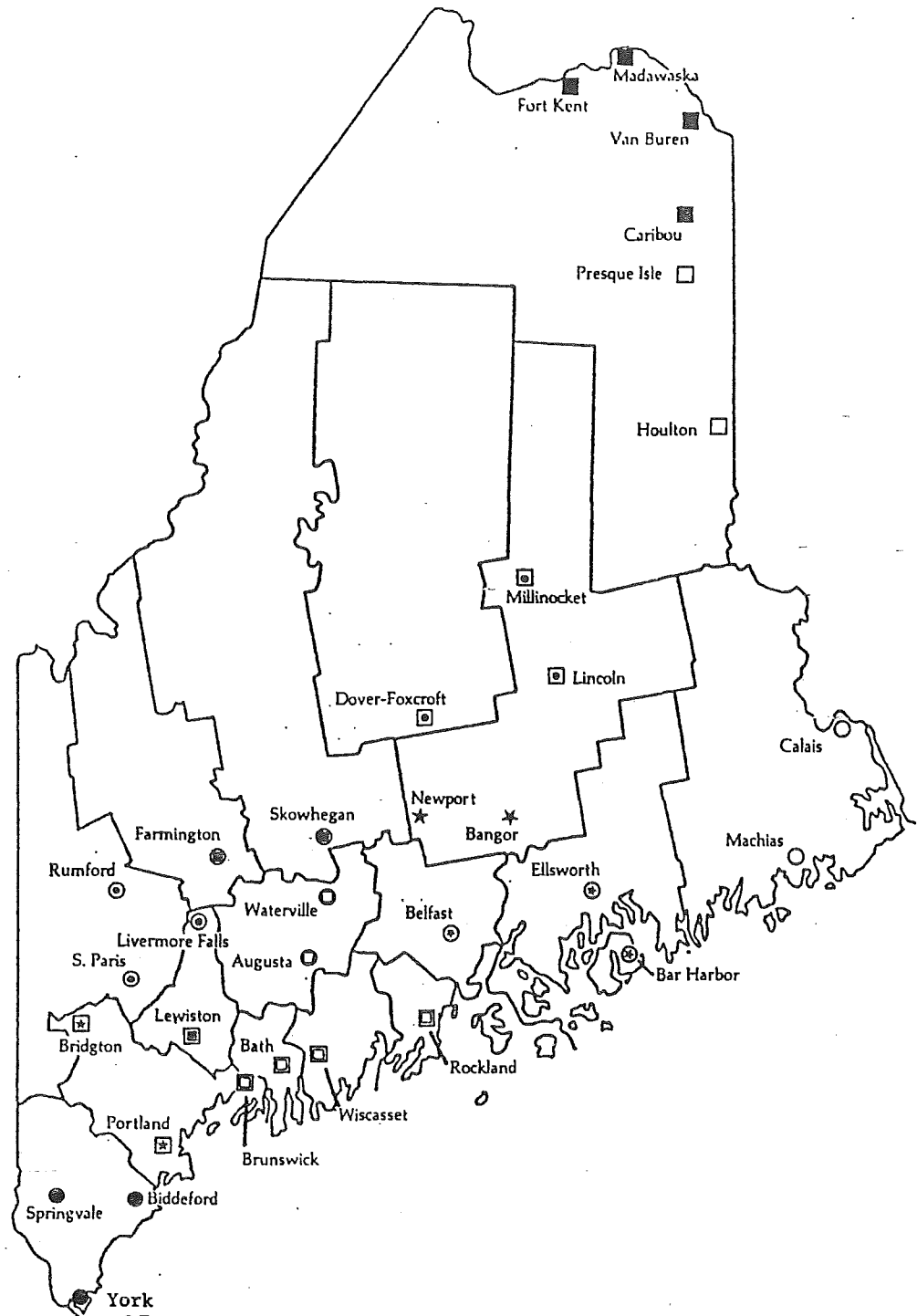




State of Maine  
District Court  
Locations

Court Locations

■	District 1	▣	District 8
□	" 2	⊠	" 9
★	" 3	●	" 10
○	" 4	⊙	" 11
⊕	" 5	⊗	" 12
⊞	" 6	⊠	" 13
⊙	" 7		



**DISTRICT COURT**  
**NARRATIVE SUMMARY OF CASELOAD STATISTICS**

The District Court Statistical Reporting System was established in July 1978 to collect information concerning filings, dispositions and various caseload activities by type of case, although the reporting of gross filings and dispositions began in fiscal year 1975. Beginning in 1982, only those statistics relating to filings, dispositions and waivers have been collected. Monthly statistical forms are manually completed by each District Court clerk and submitted to the Administrative Office of the Courts for manual compilation and analysis on a quarterly and annual basis. Some discrepancies have arisen during the past several years, primarily due to the enormous volume of cases being manually tallied. While the statistics may be less than 100% accurate, they do nevertheless indicate gross trends since 1981.

It should be noted that much judge and clerk activity occurs after judgment is entered and the case is reported as disposed which is not reflected in these figures. For instance, many divorce cases may require the processing and hearing of numerous motions which are not reported in the caseload statistics. Similarly, when judgment is entered in a small claims case, a disclosure (money judgment) is often filed, requiring a separate filing fee and considerable judge and clerk time. Since the disclosure is filed under the original small claims case docket number, it is never included as a distinct case in the caseload statistics. Consequently, actual judge and clerk workload is considerably higher than may be indicated simply from the statistical figures. As District Court operations become computerized, the collection of more detailed caseload statistics will be facilitated.

The following tables present statistics relating to District Court filings and dispositions for 16 case type categories, waivers and electronic recordings. Footnotes and case type definitions for these tables appear at the end of this section.

Two tables may need clarification. Table DC-3 (Filings, Excluding

"Civil Violations and Traffic Infractions") was prepared because civil violations and traffic infractions constitute such a significant portion of the District Court's caseload and generally require less than average judge-time and clerk time than other types of cases. It is estimated that about 95% of this case category are traffic infractions. The "waivers" detailed in Table DC-5 are disposed cases in which the defendant waives court appearance in favor of paying a fine. The bulk of these waivers are for civil violations and traffic infraction cases, but some sea and shore, and fish and game waivers are also included.

**Statistical Analysis**

During FY'90, the District Court experienced a slight decrease in caseload, with 3.2% fewer cases being filed than in the previous fiscal year. This decrease reflects, in part, a decrease in the number of civil violations and traffic infractions filed, the case category responsible for 43% of the Court's caseload, which totaled 135,455 or 9.3% less than the number filed in FY'89. Civil filings excluding civil violations and traffic infractions rose by 5%, while criminal filings increased by .3%. Waivers also decreased from FY'89 levels by 10%, for a total of 113,820 in FY'90.

DISTRICT COURT - TOTAL FILINGS

TABLE DC-1

	<u>1981</u>	<u>1982</u>	<u>1983</u>	<u>1984</u>	<u>1985</u>	<u>1986</u>	<u>1987</u>	<u>1988</u>	<u>FY'89</u>	<u>FY'90</u>	<u>% CHG.</u> <u>'89-'90</u>
DISTRICT 1: Caribou	3,459	3,577	2,809	2,528	2,626	3,060	3,183	3,627	4,053	3,777	-6.8
Fort Kent	1,618	1,234	1,237	957	1,116	941	932	1,012	932	1,013	8.7
Madawaska	1,458	1,312	1,295	1,070	1,435	1,490	1,531	1,380	1,331	1,365	2.6
Van Buren (a)	499	345	301	280	270	390	263	227	274	378	38.0
Sub Total	7,034	6,468	5,642	4,835	5,447	5,881	5,909	6,246	6,590	6,533	-.9
DISTRICT 2: Houlton	5,863	4,630	3,795	3,183	3,270	3,639	4,018	4,546	4,517	4,241	-6.1
Presque Isle	5,151	4,591	4,603	4,444	4,138	4,600	5,261	4,873	5,261	6,003	14.1
Sub Total	11,014	9,221	8,398	7,627	7,408	8,239	9,279	9,419	9,778	10,244	4.8
DISTRICT 3: Bangor	15,920	16,123	15,071	15,408	17,896	21,017	22,360	23,500	24,371	24,331	-.2
Newport	3,931	3,497	3,988	4,030	4,183	4,655	6,254	6,779	6,924	6,479	-6.4
Sub Total	19,851	19,620	19,059	19,438	22,079	25,672	28,614	30,279	31,295	30,810	-1.5
DISTRICT 4: Calais	2,690	2,600	3,182	2,905	2,995	3,002	3,113	3,455	4,247	4,479	5.5
Machias	2,182	2,683	2,742	2,389	2,464	3,218	3,026	3,063	3,391	3,145	-7.0
Sub Total	4,872	5,283	5,924	5,294	5,459	6,220	6,139	6,518	7,628	7,624	-.1
DISTRICT 5: Bar Harbor	1,486	1,442	1,186	1,245	1,587	1,832	1,794	2,188	2,523	2,439	-3.3
Belfast (d)	4,421	4,244	3,766	3,229	3,916	4,547	5,366	5,311	5,663	5,159	-8.9
Ellsworth	5,668	6,458	6,251	5,620	5,876	6,039	6,722	7,452	7,639	8,472	10.9
Sub Total	11,575	12,144	11,203	10,094	11,379	12,418	13,882	14,951	15,825	16,070	1.5
DISTRICT 6: Bath	6,548	5,480	6,254	4,734	4,825	4,725	5,696	6,017	6,123	6,516	6.4
Brunswick	9,190	8,578	9,028	7,343	7,337	7,348	8,572	10,863	10,073	8,957	-11.1
Rockland	5,474	5,972	5,311	6,252	6,341	6,131	6,699	6,569	6,793	7,271	7.0
Wiscasset	4,718	4,753	4,536	3,897	4,938	4,428	5,048	4,771	4,583	4,493	-2.0
Sub Total	25,930	24,783	25,129	22,226	23,441	22,632	26,015	28,220	27,572	27,237	-1.2

Footnotes appear at the end of this section.



**DISTRICT COURT - TOTAL FILINGS**

TABLE DC-1  
(con't.)  
% CHG.

	<u>1981</u>	<u>1982</u>	<u>1983</u>	<u>1984</u>	<u>1985</u>	<u>1986</u>	<u>1987</u>	<u>1988</u>	<u>FY'89</u>	<u>FY'90</u>	<u>'89-'90</u>
DISTRICT 7: Augusta	15,336	14,387	13,345	13,454	17,285	18,460	20,330	20,583	19,375	18,230	-5.9
Waterville	7,083	7,363	8,398	8,237	10,919	11,048	11,148	12,375	12,839	12,471	-2.9
Sub Total	22,419	21,750	21,743	21,691	28,204	29,508	31,478	32,958	32,214	30,701	-4.7
DISTRICT 8: Lewiston	17,320	16,850	17,834	17,875	22,961	20,968	23,928	24,291	24,046	23,226	-3.4
Sub Total	17,320	16,850	17,834	17,875	22,961	20,968	23,928	24,291	24,046	23,226	-3.4
DISTRICT 9: Bridgton	2,996	2,871	3,155	2,988	2,579	3,339	4,719	5,765	5,830	6,806	16.7
Portland	40,290	37,361	44,344	41,057	45,141	56,110	58,257	67,714	67,054	63,579	-5.2
Sub Total	43,286	40,232	47,499	44,045	47,720	59,449	62,976	73,479	72,884	70,385	-3.4
DISTRICT 10: Biddeford	17,653	14,625	16,631	18,115	21,415	22,360	25,927	30,382	30,476	24,986	-18.0
Springvale	6,658	6,162	7,675	7,245	8,059	8,980	9,391	10,136	10,245	10,435	1.9
York	9,314	9,191	11,803	13,178	14,918	14,122	14,753	15,989	16,543	17,252	4.3
Sub Total	33,625	29,978	36,109	38,538	44,392	45,462	50,071	56,507	57,264	52,673	-8.0
DISTRICT 11: Livermore Falls	1,600	1,638	1,536	1,577	1,518	1,701	2,036	2,405	2,554	2,479	-2.9
Rumford	3,760	3,591	3,258	2,743	3,075	3,467	4,114	3,730	4,149	4,781	15.2
South Paris	2,800	2,983	3,189	2,793	3,513	4,040	4,453	4,633	5,160	4,826	-6.5
Sub Total	8,160	8,212	7,983	7,113	8,106	9,208	10,603	10,768	11,863	12,086	1.9
DISTRICT 12: Farmington	5,107	4,891	4,440	4,632	4,744	4,290	4,528	5,273	5,762	5,329	-7.5
Skowhegan	9,248	7,738	8,304	8,669	8,676	9,176	9,424	10,715	11,234	10,963	-2.4
Sub Total	14,355	12,629	12,744	13,301	13,420	13,466	13,952	15,988	16,996	16,292	-4.1
DISTRICT 13: Dover-Foxcroft	2,856	3,019	3,061	3,048	3,318	3,463	4,224	4,487	4,287	4,384	2.3
Lincoln	3,361	3,274	3,168	3,227	3,061	3,085	3,710	4,373	4,326	4,091	-5.4
Millinocket	2,865	2,008	2,424	2,365	2,474	2,684	3,116	3,073	2,992	2,767	-7.5
Sub Total	9,082	8,301	8,653	8,640	8,853	9,232	11,050	11,933	11,605	11,242	-3.1
<b>TOTAL</b>	<b>228,523</b>	<b>215,471</b>	<b>227,920</b>	<b>220,717</b>	<b>248,869</b>	<b>268,355</b>	<b>293,896</b>	<b>321,557</b>	<b>325,560</b>	<b>315,123</b>	<b>-3.2</b>

Footnotes appear at the end of this section.

**DISTRICT COURT - TOTAL FILINGS IN THE  
TEN LARGEST COURT LOCATIONS: 1981 - FY'90**

**TABLE DC-2**

	<u>1981</u>	<u>1982</u>	<u>1983</u>	<u>1984</u>	<u>1985</u>	<u>1986</u>	<u>1987</u>	<u>1988</u>	<u>FY'89</u>	<u>FY'90</u>
Portland	40,290	37,361	44,344	41,057	45,141	56,110	58,257	67,714	67,054	63,579
Biddeford	17,653	14,625	16,631	18,115	21,415	22,360	25,927	30,382	30,476	24,986
Lewiston	17,320	16,850	17,834	17,875	22,961	20,968	23,928	24,291	24,046	23,226
Bangor	15,920	16,123	15,071	15,408	17,896	21,017	22,360	23,500	24,371	24,331
Augusta	15,336	14,387	13,345	13,454	17,285	18,460	20,330	20,583	19,375	18,230
York	9,314	9,191	11,803	13,178	14,918	14,122	14,753	15,989	16,543	17,252
Waterville	7,083	7,363	8,398	8,237	10,919	11,048	11,148	12,375	12,839	12,471
Brunswick	9,190	8,578	9,028	7,343	7,337	7,348	8,572	10,863	10,073	8,957
Skowhegan	9,248	7,738	8,304	8,669	8,676	9,176	9,424	10,715	11,234	10,963
Springvale	6,658	6,162	7,675	7,245	8,059	8,980	9,391	10,136	10,245	10,435
<b>TOTAL</b>	148,012	138,378	152,433	150,581	174,607	189,589	204,090	226,548	226,256	214,430
% of Total District Court Filings	64.8	64.2	66.9	68.2	70.2	70.6	69.4	70.5	69.5	68.1

**DISTRICT COURT FILINGS - EXCLUDING "CIVIL VIOLATIONS AND TRAFFIC INFRACTIONS"**

TABLE DC-3

	<u>1981</u>	<u>1982</u>	<u>1983</u>	<u>1984</u>	<u>1985</u>	<u>1986</u>	<u>1987</u>	<u>1988</u>	<u>FY'89</u>	<u>FY'90</u>	<u>% CHG.</u> <u>'89-'90</u>
DISTRICT 1: Caribou	2,487	2,376	1,825	1,641	1,797	2,040	2,174	2,409	2,629	2,409	-8.4
Fort Kent	935	671	646	447	496	508	461	400	363	508	39.9
Madawaska	969	859	974	792	968	965	1,044	963	898	1,038	15.6
Van Buren (a)	267	210	157	152	142	218	158	128	122	117	-4.1
Sub Total	4,658	4,116	3,602	3,032	3,403	3,731	3,837	3,900	4,012	4,072	1.5
DISTRICT 2: Houlton	3,702	3,198	2,516	2,108	2,097	2,231	2,509	2,743	2,868	2,843	-0.9
Presque Isle	3,706	3,374	3,294	3,143	3,108	3,128	3,361	3,100	3,271	3,634	11.1
Sub Total	7,408	6,572	5,810	5,251	5,205	5,359	5,870	5,843	6,139	6,477	5.5
DISTRICT 3: Bangor	10,431	10,436	10,038	9,823	10,384	10,496	10,978	12,543	13,587	14,156	4.2
Newport	1,902	1,659	1,814	1,788	1,799	1,949	2,339	2,689	2,689	3,102	15.4
Sub Total	12,333	12,095	11,852	11,611	12,183	12,445	13,317	15,232	16,276	17,258	6.0
DISTRICT 4: Calais	2,035	2,002	2,080	2,001	2,030	2,097	2,196	2,068	2,472	2,600	5.2
Machias	1,656	2,078	2,041	1,878	2,040	2,551	1,880	2,050	2,195	2,043	-6.9
Sub Total	3,691	4,080	4,121	3,879	4,070	4,648	4,076	4,118	4,667	4,643	-0.5
DISTRICT 5: Bar Harbor	914	839	762	863	928	1,052	1,157	1,319	1,422	1,435	0.9
Belfast (d)	3,067	2,937	2,700	2,388	2,847	2,993	3,027	3,396	3,655	3,568	-2.4
Ellsworth	3,677	3,959	3,784	3,471	3,837	3,701	3,957	4,385	4,422	4,969	12.4
Sub Total	7,658	7,735	7,246	6,722	7,612	7,746	8,141	9,100	9,499	9,972	5.0
DISTRICT 6: Bath	3,592	3,282	3,095	2,549	2,616	2,753	3,173	3,286	3,282	3,749	14.2
Brunswick	4,644	4,020	4,093	3,231	3,279	3,301	3,635	4,341	4,411	4,531	2.7
Rockland	4,078	4,325	4,031	4,486	4,378	4,416	4,487	4,407	4,564	4,730	3.6
Wiscasset	2,973	3,034	2,761	2,432	2,687	2,455	2,785	2,972	3,125	3,085	-1.3
Sub Total	15,287	14,661	13,980	12,698	12,960	12,925	14,080	15,006	15,382	16,095	4.6

Footnotes appear at the end of this section.

**DISTRICT COURT FILINGS—EXCLUDING "CIVIL VIOLATIONS AND TRAFFIC INFRACTIONS"**

TABLE DC-3

(con't.)

% CHG.

	<u>1981</u>	<u>1982</u>	<u>1983</u>	<u>1984</u>	<u>1985</u>	<u>1986</u>	<u>1987</u>	<u>1988</u>	<u>FY'89</u>	<u>FY'90</u>	<u>'89-'90</u>
DISTRICT 7: Augusta	9,563	7,728	7,752	7,365	8,256	9,448	9,045	10,059	10,334	10,318	-0.2
Waterville	5,180	5,363	5,471	5,387	5,962	5,733	5,980	7,380	7,721	8,019	3.9
Sub Total	14,743	13,091	13,223	12,752	14,218	15,181	15,025	17,439	18,055	18,337	1.6
DISTRICT 8: Lewiston	12,081	11,260	10,267	9,290	11,009	10,509	12,433	12,783	13,473	13,569	0.7
Sub Total	12,081	11,260	10,267	9,290	11,009	10,509	12,433	12,783	13,473	13,569	0.7
DISTRICT 9: Bridgton	1,692	1,951	1,972	1,837	1,720	2,292	2,553	2,690	2,986	3,614	21.0
Portland	24,130	21,673	23,526	21,551	23,315	25,119	28,042	29,939	31,167	31,113	-0.2
Sub Total	25,822	23,624	25,498	23,388	25,035	27,411	30,595	32,629	34,153	34,727	1.7
DISTRICT 10: Biddeford	9,058	8,796	8,986	9,419	11,233	10,892	12,541	13,531	14,002	12,724	-9.1
Springvale	4,405	4,196	4,710	4,663	5,691	6,162	5,819	6,169	6,322	6,721	6.3
York	5,927	5,986	7,310	7,391	8,125	7,275	6,922	8,744	9,399	9,290	-1.2
Sub Total	19,390	18,978	21,006	21,473	25,049	24,329	25,282	28,444	29,723	28,735	-3.3
DISTRICT 11: Livermore Falls	1,188	1,052	920	837	929	1,109	1,263	1,372	1,416	1,433	1.2
Rumford	2,868	2,636	2,261	2,031	2,340	2,571	2,929	2,508	2,632	3,078	16.9
South Paris	2,334	2,468	2,646	2,108	2,810	3,102	3,493	3,332	3,802	3,717	-2.2
Sub Total	6,390	6,156	5,827	4,976	6,079	6,782	7,685	7,212	7,850	8,228	4.8
DISTRICT 12: Farmington	3,019	3,077	2,794	2,919	3,047	2,908	3,016	3,255	3,604	3,437	-4.6
Skowhegan	5,718	5,137	5,588	5,448	5,638	6,192	6,429	7,100	7,492	7,790	4.0
Sub Total	8,737	8,214	8,382	8,367	8,685	9,100	9,445	10,355	11,096	11,227	1.2
DISTRICT 13: Dover-Foxcroft	2,315	2,265	2,112	2,013	2,131	2,176	2,491	2,638	2,531	2,762	9.1
Lincoln	1,352	1,470	1,283	1,291	1,215	1,316	1,637	1,734	1,812	1,775	-2.0
Millinocket	1,901	1,371	1,561	1,559	1,533	1,345	1,600	1,456	1,533	1,791	16.8
Sub Total	5,568	5,106	4,956	4,863	4,879	4,837	5,728	5,828	5,876	6,328	7.7
<b>STATE TOTAL</b>	<b>143,766</b>	<b>135,688</b>	<b>135,770</b>	<b>128,302</b>	<b>140,387</b>	<b>145,003</b>	<b>155,514</b>	<b>167,889</b>	<b>176,201</b>	<b>179,668</b>	<b>2.0</b>

Footnotes appear at the end of this section.

DISTRICT COURT CASELOAD BY TYPE OF CASE

TABLE DC-4

STATE TOTAL	FILINGS										% CHANGE '89-'90
	1981	1982	1983	1984	1985	1986	1987	1988	FY'89	FY'90	
-General Civil	14,542	13,324	12,481	12,263	12,100	12,013	13,567	10,106	10,488	12,293	17.2
-Forcible Entry	n/a	n/a	n/a	n/a	n/a	n/a	n/a	3,022	3,150	2,903	-7.8
-Land Use	n/a	n/a	n/a	n/a	n/a	n/a	n/a	132	158	148	-6.3
-Money Judgments	5,530	4,705	4,463	3,883	3,801	3,758	3,519	4,245	4,148	4,552	9.7
-Small Claims	21,063	22,174	24,051	22,718	24,880	26,981	25,734	26,012	27,582	29,740	7.8
-Protection From Abuse	0	1,574	2,107	2,556	2,751	3,223	3,566	3,430	3,682	3,978	8.0
-Divorce	7,742	6,992	7,001	7,511	7,370	6,988	7,310	7,377	7,395	7,320	-1.0
-Protection From Harassment	n/a	n/a	n/a	n/a	n/a	n/a	n/a	2,974	3,393	2,217	-34.7
-Other Family Matters	n/a	n/a	n/a	n/a	n/a	n/a	n/a	1,360	1,359	1,377	1.3
-Protective Custody	n/a	n/a	n/a	n/a	n/a	n/a	n/a	554	580	506	-12.8
-Mental Health	682	811	712	1,054	1,072	1,068	1,016	1,046	1,000	1,071	7.1
<b>Sub Total</b>	<b>49,559</b>	<b>49,580</b>	<b>50,815</b>	<b>49,985</b>	<b>51,974</b>	<b>54,031</b>	<b>54,712</b>	<b>60,258</b>	<b>62,935</b>	<b>66,105</b>	<b>5.0</b>
-Juvenile	3,864	3,405	3,240	3,065	3,896	3,840	4,224	4,717	5,070	5,082	0.2
-Criminal A,B,C	2,962	3,338	3,399	3,556	3,960	4,117	4,263	4,936	5,255	5,520	5.0
-Criminal D,E	26,521	27,287	27,017	27,418	32,998	34,096	29,439	30,430	32,030	34,588	8.0
-Traffic Criminal	60,860	52,078	51,291	44,278	47,559	48,917	62,876	67,548	70,911	68,373	-3.6
<b>Sub Total</b>	<b>94,207</b>	<b>86,108</b>	<b>84,947</b>	<b>78,317</b>	<b>88,413</b>	<b>90,970</b>	<b>100,802</b>	<b>107,631</b>	<b>113,266</b>	<b>113,563</b>	<b>0.3</b>
-Civil Violations/Traffic Inf.	84,757	79,783	92,158	92,415	108,482	123,354	138,382	153,668	149,359	135,455	-9.3
<b>TOTAL</b>	<b>228,523</b>	<b>215,471</b>	<b>227,920</b>	<b>220,717</b>	<b>248,869</b>	<b>268,355</b>	<b>293,896</b>	<b>321,557</b>	<b>325,560</b>	<b>315,123</b>	<b>-3.2</b>

NOTES:

In late September 1987, a law became effective establishing a new "Protection from Harassment" type of case. During the October through December 1987 period, a total of 429 protection from harassment cases were filed and 288 disposed. They are included in the "civil" category in 1987 but are separately reported in 1988.

Prior to 1988, FORCIBLE ENTRY, LAND USE, PROTECTION FROM HARASSMENT, OTHER FAMILY MATTERS (paternity, emancipation, support of children of unmarried parents), and PROTECTIVE CUSTODY, were included in the GENERAL CIVIL category. As a result, increased numbers of dispositions (perhaps greater than filings listed in these particular cases) may appear in these case types. This is because they are recorded as disposed by their specific type in 1988, but previously recorded as filed under the general civil category in 1987. Similarly, the number of filings and dispositions in the general civil category are lower than in previous years, since many case types previously included are now being recorded in a separate category.

Family abuse filings and dispositions were counted in the "General Civil" category in 1981.

Footnotes and case type definitions appear at the end of this section.

DISTRICT COURT CASELOAD BY TYPE OF CASE

TABLE DC-4

DISPOSITIONS

(con't.)

% CHANGE

STATE TOTAL	1981	1982	1983	1984	1985	1986	1987	1988	FY'89	FY'90	'89-'90
-General Civil	15,063	14,034	12,781	12,829	11,997	11,940	12,461	10,428	9,441	11,056	17.1
-Forcible Entry	n/a	n/a	n/a	n/a	n/a	n/a	n/a	2,702	2,671	2,449	-8.3
-Land Use	n/a	n/a	n/a	n/a	n/a	n/a	n/a	56	92	110	19.6
-Money Judgments	5,717	4,590	4,365	3,593	3,103	4,165	4,335	4,927	4,195	3,397	-19.0
-Small Claims	18,713	20,694	23,093	20,977	22,616	24,050	24,076	23,908	24,240	27,090	11.8
-Protection From Abuse	0	1,422	1,954	2,064	2,274	2,819	3,202	2,945	3,243	3,498	7.9
-Divorce	8,454	6,751	6,990	6,840	7,243	6,661	7,238	7,253	7,301	6,354	-13.0
-Protection From Harassment	n/a	n/a	n/a	n/a	n/a	n/a	n/a	2,464	2,941	2,003	-31.9
-Other Family Matters	n/a	n/a	n/a	n/a	n/a	n/a	n/a	764	885	768	-13.2
-Protective Custody	n/a	n/a	n/a	n/a	n/a	n/a	n/a	396	397	392	-1.3
-Mental Health	737	760	722	990	1,030	1,104	947	781	713	1,006	41.1
<b>Sub Total</b>	<b>48,684</b>	<b>48,251</b>	<b>49,905</b>	<b>47,293</b>	<b>48,263</b>	<b>50,739</b>	<b>52,259</b>	<b>56,624</b>	<b>56,119</b>	<b>58,123</b>	<b>3.6</b>
-Juvenile	3,795	3,148	3,325	2,920	3,276	3,392	3,379	4,073	4,453	4,544	2.0
-Criminal A,B,C	2,971	3,120	3,137	3,113	3,612	3,593	3,866	4,149	4,620	4,786	3.6
-Criminal D,E	26,368	27,646	26,915	24,664	28,128	29,506	25,692	27,279	29,151	33,521	15.0
-Traffic Criminal	58,420	52,827	51,813	44,071	45,979	47,186	57,647	64,066	67,902	66,772	-1.7
<b>Sub Total</b>	<b>91,554</b>	<b>86,741</b>	<b>85,190</b>	<b>74,768</b>	<b>80,995</b>	<b>83,677</b>	<b>90,584</b>	<b>99,567</b>	<b>106,126</b>	<b>109,623</b>	<b>3.3</b>
-Civil Violations/Traffic Inf.	85,996	80,261	89,417	91,173	106,395	122,429	134,713	150,300	148,024	137,658	-7.0
<b>TOTAL</b>	<b>226,234</b>	<b>215,253</b>	<b>224,512</b>	<b>213,234</b>	<b>235,653</b>	<b>256,845</b>	<b>277,556</b>	<b>306,491</b>	<b>310,269</b>	<b>305,404</b>	<b>-1.6</b>

NOTES:

In late September 1987, a law became effective establishing a new "Protection from Harassment" type of case. During the October through December 1987 period, a total of 429 protection from harassment cases were filed and 288 disposed. They are included in the "civil" category in 1987 but are separately reported in 1988.

Prior to 1988, FORCIBLE ENTRY, LAND USE, PROTECTION FROM HARASSMENT, OTHER FAMILY MATTERS (paternity, emancipation, support of children of unmarried parents), and PROTECTIVE CUSTODY, were included in the GENERAL CIVIL category. As a result, increased numbers of dispositions (perhaps greater than filings listed in these particular cases) may appear in these case types. This is because they are recorded as disposed by their specific type in 1988, but previously recorded as filed under the general civil category in 1987. Similarly, the number of filings and dispositions in the general civil category are lower than in previous years, since many case types previously included are now being recorded in a separate category.

Family abuse filings and dispositions were counted in the "General Civil" category in 1981.

Footnotes and case type definitions appear at the end of this section.

TABLE DC-4  
(con't.)

DISTRICT I CARBON	FILINGS										DISPOSITIONS									
	1981	1982	1983	1984	1985	1986	1987	1988	FY'89	FY'90	1981	1982	1983	1984	1985	1986	1987	1988	FY'89	FY'90
General Civil	279	290	228	233	260	223	304	221	263	218	284	320	275	253	277	228	253	266	260	238
Forcible Entry	n/a	n/a	n/a	n/a	n/a	n/a	n/a	6	13	32	n/a	n/a	n/a	n/a	n/a	n/a	n/a	4	8	26
Land Use	n/a	n/a	n/a	n/a	n/a	n/a	n/a	0	0	1	n/a	n/a	n/a	n/a	n/a	n/a	n/a	0	0	1
Money Judgments	141	132	120	115	148	105	114	107	146	108	142	139	123	103	137	86	114	88	123	115
Small Claims	472	463	366	366	404	643	546	648	710	553	495	479	398	342	380	618	539	606	706	598
Protection From Abuse	0	26	36	31	54	39	80	40	37	42	0	20	26	27	50	59	56	39	46	39
Divorce	195	196	199	199	165	190	187	189	224	181	197	204	199	193	157	184	187	186	210	183
Protection From Harassment	n/a	n/a	n/a	n/a	n/a	n/a	n/a	80	111	58	n/a	n/a	n/a	n/a	n/a	n/a	n/a	78	90	63
Other Family Matters	n/a	n/a	n/a	n/a	n/a	n/a	n/a	44	34	38	n/a	n/a	n/a	n/a	n/a	n/a	n/a	30	36	23
Protective Custody	n/a	n/a	n/a	n/a	n/a	n/a	n/a	13	15	13	n/a	n/a	n/a	n/a	n/a	n/a	n/a	16	17	16
Mental Health	0	0	2	0	0	0	0	0	0	0	0	0	0	0	0	0	0	0	0	0
<b>Sub Total</b>	<b>1,087</b>	<b>1,107</b>	<b>951</b>	<b>944</b>	<b>1,031</b>	<b>1,200</b>	<b>1,211</b>	<b>1,348</b>	<b>1,553</b>	<b>1,244</b>	<b>1,118</b>	<b>1,162</b>	<b>1,021</b>	<b>918</b>	<b>1,001</b>	<b>1,175</b>	<b>1,149</b>	<b>1,313</b>	<b>1,496</b>	<b>1,302</b>
Juvenile	60	70	58	54	60	59	53	77	76	61	85	63	62	57	52	56	50	70	72	52
Criminal A,B,C	41	26	28	26	32	52	38	79	63	85	50	32	28	29	29	46	36	67	66	73
Criminal D,E	388	304	200	183	178	225	350	369	342	433	371	300	213	181	179	234	329	345	316	385
Traffic Criminal	911	889	588	434	496	504	522	536	595	586	932	867	569	398	485	531	523	525	572	544
<b>Sub Total</b>	<b>1,400</b>	<b>1,289</b>	<b>874</b>	<b>697</b>	<b>766</b>	<b>840</b>	<b>963</b>	<b>1,061</b>	<b>1,076</b>	<b>1,165</b>	<b>1,438</b>	<b>1,262</b>	<b>872</b>	<b>665</b>	<b>745</b>	<b>867</b>	<b>938</b>	<b>1,007</b>	<b>1,026</b>	<b>1,054</b>
Civil Violations/Traffic Inf.	972	1,201	984	887	829	1,020	1,009	1,218	1,424	1,368	983	1,185	915	833	800	987	989	1,182	1,381	1,347
<b>TOTAL</b>	<b>3,459</b>	<b>3,577</b>	<b>2,809</b>	<b>2,528</b>	<b>2,828</b>	<b>3,080</b>	<b>3,183</b>	<b>3,627</b>	<b>4,053</b>	<b>3,777</b>	<b>3,539</b>	<b>3,609</b>	<b>2,808</b>	<b>2,416</b>	<b>2,546</b>	<b>3,009</b>	<b>3,076</b>	<b>3,502</b>	<b>3,903</b>	<b>3,703</b>

DISTRICT I FORT KENT	FILINGS										DISPOSITIONS									
	1981	1982	1983	1984	1985	1986	1987	1988	FY'89	FY'90	1981	1982	1983	1984	1985	1986	1987	1988	FY'89	FY'90
General Civil																				
Forcible Entry																				
Land Use																				
Money Judgments																				
Small Claims																				
Protection From Abuse																				
Divorce																				
Protection From Harassment																				
Other Family Matters																				
Protective Custody																				
Mental Health																				
<b>Sub Total</b>																				
Juvenile	8	13	10	6	20	15	18	42	25	22	1	12	12	3	13	17	18	21	24	31
Criminal A,B,C	11	19	14	7	9	15	7	11	7	14	11	18	12	4	9	11	8	10	8	12
Criminal D,E	387	337	253	170	160	182	174	138	132	222	390	312	250	170	144	183	167	134	120	192
Traffic Criminal	529	302	369	264	307	296	262	209	199	250	494	300	354	257	308	292	261	160	159	227
<b>Sub Total</b>	<b>935</b>	<b>671</b>	<b>646</b>	<b>447</b>	<b>496</b>	<b>508</b>	<b>461</b>	<b>400</b>	<b>363</b>	<b>508</b>	<b>696</b>	<b>642</b>	<b>628</b>	<b>434</b>	<b>474</b>	<b>503</b>	<b>454</b>	<b>325</b>	<b>311</b>	<b>462</b>
Civil Violations/Traffic Inf.	683	563	591	510	620	433	471	612	569	505	692	544	575	486	629	413	469	570	545	490
<b>TOTAL</b>	<b>1,618</b>	<b>1,234</b>	<b>1,237</b>	<b>957</b>	<b>1,116</b>	<b>941</b>	<b>932</b>	<b>1,012</b>	<b>932</b>	<b>1,013</b>	<b>1,588</b>	<b>1,186</b>	<b>1,203</b>	<b>920</b>	<b>1,103</b>	<b>916</b>	<b>923</b>	<b>895</b>	<b>856</b>	<b>952</b>

CIVIL CASES ARE NOT HANDLED IN FORT KENT

CIVIL CASES ARE NOT HANDLED IN FORT KENT

Footnotes and case type definitions appear at the end of this section.

DISTRICT I  
MADAWASKA

	FILINGS									
	1981	1982	1983	1984	1985	1986	1987	1988	FY'89	FY'90
General Civil	181	173	149	128	123	166	226	143	164	174
Forcible Entry	n/a	n/a	n/a	n/a	n/a	n/a	n/a	7	9	7
Land Use	n/a	n/a	n/a	n/a	n/a	n/a	n/a	0	0	0
Money Judgments	134	91	76	46	62	50	66	73	61	57
Small Claims	289	272	306	310	439	419	335	321	317	368
Protection From Abuse	0	0	3	4	13	22	20	12	22	20
Divorce	55	58	51	53	79	57	75	64	50	66
Protection From Harassment	n/a	n/a	n/a	n/a	n/a	n/a	n/a	18	15	19
Other Family Matters	n/a	n/a	n/a	n/a	n/a	n/a	n/a	25	13	4
Protective Custody	n/a	n/a	n/a	n/a	n/a	n/a	n/a	10	10	17
Mental Health	0	0	0	0	0	0	0	0	0	0
<b>Sub Total</b>	<b>659</b>	<b>594</b>	<b>585</b>	<b>541</b>	<b>716</b>	<b>714</b>	<b>722</b>	<b>673</b>	<b>661</b>	<b>752</b>
Juvenile	7	23	26	27	22	26	22	19	20	31
Criminal A,B,C	11	11	13	12	11	4	5	9	17	15
Criminal D,E	185	111	140	88	100	144	215	148	115	123
Traffic Criminal	107	120	210	124	119	77	80	116	85	117
<b>Sub Total</b>	<b>310</b>	<b>265</b>	<b>389</b>	<b>251</b>	<b>252</b>	<b>251</b>	<b>322</b>	<b>290</b>	<b>237</b>	<b>286</b>
Civil Violations/Traffic Inf.	489	453	321	278	467	525	487	417	433	327
<b>TOTAL</b>	<b>1,458</b>	<b>1,312</b>	<b>1,295</b>	<b>1,070</b>	<b>1,435</b>	<b>1,490</b>	<b>1,531</b>	<b>1,380</b>	<b>1,331</b>	<b>1,365</b>

DISTRICT I  
VAN BUREN (a)

	FILINGS									
	1981	1982	1983	1984	1985	1986	1987	1988	FY'89	FY'90
General Civil										
Forcible Entry										
Land Use										
Money Judgments										
Small Claims										
Protection From Abuse										
Divorce										
Protection From Harassment										
Other Family Matters										
Protective Custody										
Mental Health										
<b>Sub Total</b>										
Juvenile	4	12	11	7	2	3	18	1	0	0
Criminal A,B,C	31	24	51	49	39	58	30	20	3	9
Criminal D,E	124	78	47	66	59	98	68	60	52	48
Traffic Criminal	108	96	48	30	42	59	42	47	67	60
<b>Sub Total</b>	<b>267</b>	<b>210</b>	<b>157</b>	<b>152</b>	<b>142</b>	<b>218</b>	<b>158</b>	<b>128</b>	<b>122</b>	<b>117</b>
Civil Violations/Traffic Inf.	232	135	144	128	128	172	105	99	152	261
<b>TOTAL</b>	<b>499</b>	<b>345</b>	<b>301</b>	<b>280</b>	<b>270</b>	<b>390</b>	<b>263</b>	<b>227</b>	<b>274</b>	<b>378</b>

CIVIL CASES ARE NOT HANDLED IN VAN BUREN

Footnotes and case type definitions appear at the end of this section.

TABLE DC-4  
(con't.)

										DISPOSITIONS									
										1981	1982	1983	1984	1985	1986	1987	1988	FY'89	FY'90
										129	114	176	149	142	165	176	179	203	203
										n/a	n/a	n/a	n/a	n/a	n/a	n/a	8	10	10
										n/a	n/a	n/a	n/a	n/a	n/a	n/a	0	0	0
										119	97	73	86	71	89	75	71	81	48
										228	254	239	201	349	342	292	261	256	308
										0	0	3	4	14	23	19	16	17	22
										71	61	64	77	85	52	73	75	81	67
										n/a	n/a	n/a	n/a	n/a	n/a	n/a	16	17	19
										n/a	n/a	n/a	n/a	n/a	n/a	n/a	29	24	10
										n/a	n/a	n/a	n/a	n/a	n/a	n/a	5	7	20
										0	0	0	0	0	0	0	0	0	0
<b>Sub Total</b>										<b>547</b>	<b>526</b>	<b>555</b>	<b>517</b>	<b>661</b>	<b>671</b>	<b>635</b>	<b>660</b>	<b>696</b>	<b>707</b>
										7	28	25	25	25	26	24	19	17	30
										11	11	11	12	11	4	5	7	7	7
										181	111	131	92	100	144	215	121	85	104
										108	120	202	129	119	77	80	106	79	99
<b>Sub Total</b>										<b>307</b>	<b>270</b>	<b>369</b>	<b>258</b>	<b>255</b>	<b>251</b>	<b>324</b>	<b>253</b>	<b>188</b>	<b>240</b>
										487	452	318	286	467	525	487	391	406	332
<b>TOTAL</b>										<b>1,341</b>	<b>1,248</b>	<b>1,242</b>	<b>1,061</b>	<b>1,383</b>	<b>1,447</b>	<b>1,448</b>	<b>1,304</b>	<b>1,290</b>	<b>1,279</b>

DISTRICT I  
DISPOSITIONS

										DISPOSITIONS									
										1981	1982	1983	1984	1985	1986	1987	1988	FY'89	FY'90
										4	12	11	5	1	1	6	1	0	0
										31	40	46	31	30	49	20	12	0	7
										124	68	54	46	51	83	53	33	31	37
										107	98	58	29	37	54	31	38	59	50
<b>Sub Total</b>										<b>266</b>	<b>218</b>	<b>169</b>	<b>111</b>	<b>119</b>	<b>187</b>	<b>110</b>	<b>82</b>	<b>90</b>	<b>94</b>
										230	132	165	114	123	172	117	96	135	240
<b>TOTAL</b>										<b>496</b>	<b>350</b>	<b>334</b>	<b>225</b>	<b>242</b>	<b>359</b>	<b>227</b>	<b>178</b>	<b>225</b>	<b>334</b>

CIVIL CASES ARE NOT HANDLED IN VAN BUREN



DISTRICT II HAMILTON (c)	FILINGS										DISPOSITIONS										TABLE DC-4 (con't.)	
	1981	1982	1983	1984	1985	1986	1987	1988	FY'89	FY'90	1981	1982	1983	1984	1985	1986	1987	1988	FY'89	FY'90		
General Civil	319	336	307	274	219	196	247	119	116	155	334	333	267	249	245	240	223	109	106	134		
Forcible Entry	n/a	n/a	n/a	n/a	n/a	n/a	n/a	20	24	21	n/a	n/a	n/a	n/a	n/a	n/a	n/a	22	26	21		
Land Use	n/a	n/a	n/a	n/a	n/a	n/a	n/a	0	2	0	n/a	n/a	n/a	n/a	n/a	n/a	n/a	0	2	0		
Money Judgments	190	150	173	134	126	73	90	50	51	74	135	93	102	95	90	62	58	39	43	50		
Small Claims	453	418	403	422	519	482	379	558	505	591	403	344	377	389	462	460	346	451	433	536		
Protection From Abuse	0	11	25	17	42	45	42	65	72	64	0	2	14	9	19	28	38	57	65	58		
Divorce	103	103	95	95	103	107	121	108	118	94	91	99	101	87	93	89	87	91	111	111		
Protection From Harassment	n/a	n/a	n/a	n/a	n/a	n/a	n/a	63	77	29	n/a	n/a	n/a	n/a	n/a	n/a	n/a	61	80	23		
Other Family Matters	n/a	n/a	n/a	n/a	n/a	n/a	n/a	36	28	28	n/a	n/a	n/a	n/a	n/a	n/a	n/a	25	33	20		
Protective Custody	n/a	n/a	n/a	n/a	n/a	n/a	n/a	17	32	21	n/a	n/a	n/a	n/a	n/a	n/a	n/a	5	7	26		
Mental Health	0	0	0	0	0	0	0	0	0	0	0	0	0	0	0	0	0	0	0	0		
<b>Sub Total</b>	<b>1,065</b>	<b>1,016</b>	<b>1,003</b>	<b>942</b>	<b>1,009</b>	<b>903</b>	<b>879</b>	<b>1,036</b>	<b>1,025</b>	<b>1,077</b>	<b>963</b>	<b>870</b>	<b>861</b>	<b>829</b>	<b>909</b>	<b>879</b>	<b>752</b>	<b>860</b>	<b>906</b>	<b>979</b>		
Juvenile	119	84	58	32	41	62	43	40	35	68	92	90	41	33	33	55	40	40	30	47		
Criminal A,B,C	84	66	48	54	52	47	43	47	57	82	76	55	48	44	55	44	31	51	57	74		
Criminal D,E	908	531	443	501	404	359	371	417	469	527	876	415	455	460	433	340	344	387	439	496		
Traffic Criminal	1,526	1,501	964	579	591	860	1,173	1,203	1,282	1,089	1,520	1,476	1,134	599	566	851	1,119	1,144	1,264	992		
<b>Sub Total</b>	<b>2,637</b>	<b>2,182</b>	<b>1,513</b>	<b>1,166</b>	<b>1,088</b>	<b>1,328</b>	<b>1,630</b>	<b>1,707</b>	<b>1,843</b>	<b>1,766</b>	<b>2,564</b>	<b>2,036</b>	<b>1,678</b>	<b>1,136</b>	<b>1,087</b>	<b>1,290</b>	<b>1,534</b>	<b>1,622</b>	<b>1,790</b>	<b>1,609</b>		
Civil Violations/Traffic Inf.	2,181	1,432	1,279	1,075	1,173	1,408	1,509	1,803	1,849	1,398	2,090	1,474	1,329	1,093	1,207	1,307	1,498	1,809	1,694	1,348		
<b>TOTAL</b>	<b>5,863</b>	<b>4,630</b>	<b>3,795</b>	<b>3,183</b>	<b>3,270</b>	<b>3,639</b>	<b>4,018</b>	<b>4,546</b>	<b>4,517</b>	<b>4,241</b>	<b>5,617</b>	<b>4,380</b>	<b>3,868</b>	<b>3,058</b>	<b>3,203</b>	<b>3,476</b>	<b>3,784</b>	<b>4,291</b>	<b>4,390</b>	<b>3,936</b>		
<b>DISTRICT II PRESQUE ISLE</b>	<b>FILINGS</b>										<b>DISPOSITIONS</b>											
	<b>1981</b>	<b>1982</b>	<b>1983</b>	<b>1984</b>	<b>1985</b>	<b>1986</b>	<b>1987</b>	<b>1988</b>	<b>FY'89</b>	<b>FY'90</b>	<b>1981</b>	<b>1982</b>	<b>1983</b>	<b>1984</b>	<b>1985</b>	<b>1986</b>	<b>1987</b>	<b>1988</b>	<b>FY'89</b>	<b>FY'90</b>		
General Civil	762	753	646	594	486	473	632	393	458	370	580	718	660	628	551	458	444	455	383	393		
Forcible Entry	n/a	n/a	n/a	n/a	n/a	n/a	n/a	55	45	71	n/a	n/a	n/a	n/a	n/a	n/a	n/a	42	36	56		
Land Use	n/a	n/a	n/a	n/a	n/a	n/a	n/a	3	2	1	n/a	n/a	n/a	n/a	n/a	n/a	n/a	2	2	1		
Money Judgments	410	358	370	293	286	212	214	264	199	234	401	351	371	289	282	182	205	249	205	226		
Small Claims	338	333	404	494	455	659	705	539	542	780	341	258	321	398	403	535	606	452	404	558		
Protection From Abuse	0	25	24	39	37	57	69	46	32	68	0	22	24	32	38	57	58	40	32	65		
Divorce	177	148	157	172	152	167	135	142	124	179	170	131	164	130	137	134	129	124	138	129		
Protection From Harassment	n/a	n/a	n/a	n/a	n/a	n/a	n/a	77	86	50	n/a	n/a	n/a	n/a	n/a	n/a	n/a	71	68	58		
Other Family Matters	n/a	n/a	n/a	n/a	n/a	n/a	n/a	47	42	36	n/a	n/a	n/a	n/a	n/a	n/a	n/a	24	29	30		
Protective Custody	n/a	n/a	n/a	n/a	n/a	n/a	n/a	13	14	16	n/a	n/a	n/a	n/a	n/a	n/a	n/a	16	6	13		
Mental Health	0	0	0	0	0	0	0	0	7	2	0	0	0	0	0	0	0	0	0	2		
<b>Sub Total</b>	<b>1,687</b>	<b>1,617</b>	<b>1,601</b>	<b>1,592</b>	<b>1,416</b>	<b>1,568</b>	<b>1,755</b>	<b>1,579</b>	<b>1,551</b>	<b>1,807</b>	<b>1,492</b>	<b>1,480</b>	<b>1,540</b>	<b>1,477</b>	<b>1,411</b>	<b>1,366</b>	<b>1,442</b>	<b>1,475</b>	<b>1,303</b>	<b>1,531</b>		
Juvenile	82	70	58	11	54	59	80	65	63	99	73	62	57	37	33	41	60	51	50	67		
Criminal A,B,C	35	60	70	64	91	75	86	70	79	102	50	59	64	55	58	64	74	61	72	86		
Criminal D,E	876	616	605	512	462	509	539	500	572	576	636	622	586	525	442	461	498	483	508	518		
Traffic Criminal	1,226	1,011	960	964	1,085	917	901	886	1,006	1,050	1,188	985	974	859	971	841	833	837	934	1,016		
<b>Sub Total</b>	<b>2,019</b>	<b>1,757</b>	<b>1,693</b>	<b>1,551</b>	<b>1,692</b>	<b>1,560</b>	<b>1,606</b>	<b>1,521</b>	<b>1,720</b>	<b>1,827</b>	<b>1,945</b>	<b>1,708</b>	<b>1,681</b>	<b>1,476</b>	<b>1,504</b>	<b>1,407</b>	<b>1,485</b>	<b>1,412</b>	<b>1,564</b>	<b>1,687</b>		
Civil Violations/Traffic Inf.	1,445	1,217	1,309	1,301	1,030	1,472	1,900	1,773	1,990	2,369	1,480	1,222	1,336	1,314	1,009	1,483	1,857	1,704	1,924	2,318		
<b>TOTAL</b>	<b>5,151</b>	<b>4,591</b>	<b>4,603</b>	<b>4,444</b>	<b>4,138</b>	<b>4,600</b>	<b>5,261</b>	<b>4,873</b>	<b>5,281</b>	<b>6,003</b>	<b>4,917</b>	<b>4,410</b>	<b>4,557</b>	<b>4,267</b>	<b>3,924</b>	<b>4,256</b>	<b>4,764</b>	<b>4,591</b>	<b>4,791</b>	<b>5,534</b>		

Footnotes and case type definitions appear at the end of this section.

DISTRICT IN	FILINGS										DISPOSITIONS										TABLE DC-4 (con't.)	
	1981	1982	1983	1984	1985	1986	1987	1988	FY'89	FY'90	1981	1982	1983	1984	1985	1986	1987	1988	FY'89	FY'90		
<b>DISTRICT II BANGOR</b>																						
General Civil	1,481	1,222	1,253	1,152	1,269	1,159	1,192	859	887	1,011	1,583	1,344	1,158	1,074	981	1,052	1,212	733	766	1,043		
Forcible Entry	n/a	n/a	n/a	n/a	n/a	n/a	n/a	308	300	284	n/a	n/a	n/a	n/a	n/a	n/a	n/a	300	301	274		
Land Use	n/a	n/a	n/a	n/a	n/a	n/a	n/a	18	15	24	n/a	n/a	n/a	n/a	n/a	n/a	n/a	18	14	25		
Money Judgments	438	334	311	251	260	298	298	305	318	351	512	346	235	233	237	288	207	143	231	405		
Small Claims	1,823	2,022	1,608	1,814	1,896	2,071	1,928	2,154	2,311	2,537	1,766	1,982	1,850	1,492	1,808	1,825	2,033	2,192	2,194	2,535		
Protection From Abuse	0	206	221	253	291	377	402	332	361	354	0	204	203	228	241	303	294	202	233	318		
Divorce	567	607	648	622	636	536	582	608	633	607	824	580	648	539	750	540	540	485	561	555		
Protection From Harassment	n/a	n/a	n/a	n/a	n/a	n/a	n/a	295	322	205	n/a	n/a	n/a	n/a	n/a	n/a	n/a	178	193	188		
Other Family Matters	n/a	n/a	n/a	n/a	n/a	n/a	n/a	106	104	127	n/a	n/a	n/a	n/a	n/a	n/a	n/a	82	87	78		
Protective Custody	n/a	n/a	n/a	n/a	n/a	n/a	n/a	65	83	70	n/a	n/a	n/a	n/a	n/a	n/a	n/a	50	70	57		
Mental Health	220	222	277	326	364	286	266	286	324	311	215	217	295	293	326	260	228	113	160	267		
<b>Sub Total</b>	<b>4,529</b>	<b>4,613</b>	<b>4,318</b>	<b>4,418</b>	<b>4,716</b>	<b>4,727</b>	<b>4,668</b>	<b>5,332</b>	<b>5,658</b>	<b>5,881</b>	<b>4,900</b>	<b>4,653</b>	<b>4,389</b>	<b>3,859</b>	<b>4,323</b>	<b>4,268</b>	<b>4,512</b>	<b>4,496</b>	<b>4,810</b>	<b>5,745</b>		
Juvenile	345	330	294	272	347	354	300	388	357	370	433	307	296	264	344	267	301	284	333	423		
Criminal A,B,C	267	266	248	303	382	337	288	333	321	378	274	264	289	263	320	291	286	323	311	362		
Criminal D,E	1,718	2,388	2,600	2,533	2,698	2,831	1,740	1,934	2,198	2,437	1,695	2,256	2,514	2,483	2,885	2,592	1,663	1,909	2,086	2,435		
Traffic Criminal	3,572	2,839	2,578	2,297	2,261	2,247	3,984	4,578	5,053	5,090	3,428	2,888	2,528	2,261	2,207	2,008	3,795	4,466	4,833	4,965		
<b>Sub Total</b>	<b>5,902</b>	<b>5,823</b>	<b>5,720</b>	<b>5,405</b>	<b>5,868</b>	<b>5,769</b>	<b>8,310</b>	<b>7,211</b>	<b>7,929</b>	<b>8,275</b>	<b>5,828</b>	<b>5,695</b>	<b>5,635</b>	<b>5,251</b>	<b>5,556</b>	<b>5,158</b>	<b>8,045</b>	<b>6,982</b>	<b>7,563</b>	<b>8,185</b>		
Civil Violations/Traffic Inf.	5,489	5,687	5,033	5,585	7,512	10,521	11,382	10,957	10,784	10,175	5,399	5,734	5,093	5,599	7,571	10,184	11,133	10,889	10,573	9,920		
<b>TOTAL</b>	<b>15,920</b>	<b>16,123</b>	<b>15,071</b>	<b>15,408</b>	<b>17,896</b>	<b>21,017</b>	<b>22,360</b>	<b>23,500</b>	<b>24,371</b>	<b>24,331</b>	<b>16,127</b>	<b>16,082</b>	<b>15,117</b>	<b>14,709</b>	<b>17,450</b>	<b>19,610</b>	<b>21,690</b>	<b>22,387</b>	<b>22,946</b>	<b>23,850</b>		
<b>DISTRICT III NEWPORT</b>																						
General Civil	128	120	119	132	146	153	177	147	163	167	108	126	133	153	157	172	177	172	181	193		
Forcible Entry	n/a	n/a	n/a	n/a	n/a	n/a	n/a	38	41	38	n/a	n/a	n/a	n/a	n/a	n/a	n/a	33	33	36		
Land Use	n/a	n/a	n/a	n/a	n/a	n/a	n/a	1	4	8	n/a	n/a	n/a	n/a	n/a	n/a	n/a	1	3	14		
Money Judgments	73	59	46	33	60	57	52	52	56	87	69	60	49	36	64	62	55	58	61	99		
Small Claims	293	279	469	383	434	452	352	501	529	510	245	264	477	291	416	426	336	460	472	496		
Protection From Abuse	0	32	47	57	52	49	54	48	63	67	0	29	47	51	51	41	52	40	48	60		
Divorce	137	139	145	138	156	133	147	129	137	138	115	128	153	131	155	139	177	134	151	140		
Protection From Harassment	n/a	n/a	n/a	n/a	n/a	n/a	n/a	48	58	42	n/a	n/a	n/a	n/a	n/a	n/a	n/a	43	55	34		
Other Family Matters	n/a	n/a	n/a	n/a	n/a	n/a	n/a	30	30	17	n/a	n/a	n/a	n/a	n/a	n/a	n/a	15	21	12		
Protective Custody	n/a	n/a	n/a	n/a	n/a	n/a	n/a	10	9	16	n/a	n/a	n/a	n/a	n/a	n/a	n/a	14	9	18		
Mental Health	0	0	0	0	0	0	1	0	0	0	0	0	0	0	0	0	1	0	0	0		
<b>Sub Total</b>	<b>631</b>	<b>629</b>	<b>846</b>	<b>743</b>	<b>848</b>	<b>844</b>	<b>783</b>	<b>1,004</b>	<b>1,090</b>	<b>1,090</b>	<b>537</b>	<b>607</b>	<b>859</b>	<b>862</b>	<b>843</b>	<b>840</b>	<b>798</b>	<b>970</b>	<b>1,032</b>	<b>1,100</b>		
Juvenile	66	46	57	60	49	36	78	69	68	115	57	37	51	60	44	24	58	66	63	72		
Criminal A,B,C	50	40	57	67	70	54	64	52	55	77	48	44	50	68	76	45	82	50	51	89		
Criminal D,E	439	421	296	403	287	388	398	419	382	433	436	420	275	379	287	355	384	391	358	442		
Traffic Criminal	716	523	558	515	545	647	1,016	1,145	1,094	1,387	774	538	551	496	548	618	937	1,109	1,025	1,419		
<b>Sub Total</b>	<b>1,271</b>	<b>1,030</b>	<b>988</b>	<b>1,045</b>	<b>951</b>	<b>1,105</b>	<b>1,556</b>	<b>1,685</b>	<b>1,599</b>	<b>2,012</b>	<b>1,315</b>	<b>1,037</b>	<b>927</b>	<b>1,003</b>	<b>955</b>	<b>1,042</b>	<b>1,441</b>	<b>1,816</b>	<b>1,495</b>	<b>2,002</b>		
Civil Violations/Traffic Inf.	2,029	1,838	2,174	2,242	2,384	2,706	3,915	4,090	4,235	3,377	1,900	1,873	2,051	2,171	2,309	2,591	3,641	4,166	4,066	3,472		
<b>TOTAL</b>	<b>3,931</b>	<b>3,497</b>	<b>3,988</b>	<b>4,030</b>	<b>4,183</b>	<b>4,655</b>	<b>8,264</b>	<b>6,779</b>	<b>6,924</b>	<b>6,479</b>	<b>3,752</b>	<b>3,317</b>	<b>3,837</b>	<b>3,836</b>	<b>4,107</b>	<b>4,473</b>	<b>5,880</b>	<b>6,752</b>	<b>6,593</b>	<b>6,574</b>		

Footnotes and case type definitions appear at the end of this section.

TABLE DC-4  
(con't.)

DISTRICT IV CALAIS	FILINGS										DISPOSITIONS									
	1991	1992	1993	1994	1995	1996	1997	1998	FY'99	FY'00	1991	1992	1993	1994	1995	1996	1997	1998	FY'99	FY'00
General Civil	211	203	197	159	129	174	134	112	126	140	217	223	175	172	159	181	150	143	140	144
Forcible Entry	n/a	n/a	n/a	n/a	n/a	n/a	n/a	10	12	13	n/a	n/a	n/a	n/a	n/a	n/a	n/a	6	8	13
Land Use	n/a	n/a	n/a	n/a	n/a	n/a	n/a	2	0	0	n/a	n/a	n/a	n/a	n/a	n/a	n/a	2	0	0
Money Judgments	78	89	89	51	20	33	41	52	47	49	102	119	103	96	81	62	61	74	58	58
Small Claims	247	320	571	507	485	475	565	504	515	611	282	318	630	538	473	475	490	496	425	595
Protection From Abuse	0	8	15	36	26	40	31	48	46	37	0	5	19	35	23	39	31	33	37	39
Divorce	119	95	87	112	108	99	86	88	64	89	158	104	101	114	117	101	101	100	89	62
Protection From Harassment	n/a	n/a	n/a	n/a	n/a	n/a	n/a	7	19	31	n/a	n/a	n/a	n/a	n/a	n/a	n/a	7	15	28
Other Family Matters	n/a	n/a	n/a	n/a	n/a	n/a	n/a	33	28	18	n/a	n/a	n/a	n/a	n/a	n/a	n/a	6	18	24
Protective Custody	n/a	n/a	n/a	n/a	n/a	n/a	n/a	10	7	12	n/a	n/a	n/a	n/a	n/a	n/a	n/a	13	17	8
Mental Health	0	0	0	0	0	0	0	0	0	0	0	0	0	0	0	0	0	0	0	0
<b>Sub Total</b>	<b>655</b>	<b>713</b>	<b>959</b>	<b>885</b>	<b>768</b>	<b>821</b>	<b>859</b>	<b>866</b>	<b>864</b>	<b>1,000</b>	<b>759</b>	<b>789</b>	<b>1,028</b>	<b>953</b>	<b>833</b>	<b>858</b>	<b>833</b>	<b>880</b>	<b>805</b>	<b>971</b>
Juvenile	58	48	32	78	86	104	98	50	115	79	62	40	53	72	70	104	72	81	101	77
Criminal A,B,C	72	37	23	49	46	42	52	35	53	60	79	43	26	49	51	43	53	29	39	63
Criminal D,E	574	551	485	524	557	524	539	428	537	608	587	530	535	492	536	519	455	513	545	573
Traffic Criminal	676	653	601	485	573	604	650	689	903	853	676	616	640	499	604	605	599	673	831	819
<b>Sub Total</b>	<b>1,380</b>	<b>1,289</b>	<b>1,121</b>	<b>1,138</b>	<b>1,262</b>	<b>1,274</b>	<b>1,337</b>	<b>1,202</b>	<b>1,608</b>	<b>1,600</b>	<b>1,404</b>	<b>1,229</b>	<b>1,254</b>	<b>1,112</b>	<b>1,261</b>	<b>1,271</b>	<b>1,179</b>	<b>1,276</b>	<b>1,516</b>	<b>1,532</b>
Civil Violations/Traffic Inf.	655	598	1,102	904	965	907	917	1,387	1,775	1,879	731	594	995	847	954	878	835	1,364	1,718	1,959
<b>TOTAL</b>	<b>2,690</b>	<b>2,600</b>	<b>3,182</b>	<b>2,905</b>	<b>2,995</b>	<b>3,002</b>	<b>3,113</b>	<b>3,455</b>	<b>4,247</b>	<b>4,479</b>	<b>2,894</b>	<b>2,592</b>	<b>3,277</b>	<b>2,912</b>	<b>3,048</b>	<b>3,005</b>	<b>2,847</b>	<b>3,520</b>	<b>4,039</b>	<b>4,462</b>

DISTRICT IV MACHIAS	FILINGS										DISPOSITIONS									
	1991	1992	1993	1994	1995	1996	1997	1998	FY'99	FY'00	1991	1992	1993	1994	1995	1996	1997	1998	FY'99	FY'00
General Civil	151	117	123	95	89	79	89	130	136	104	115	132	128	85	161	62	119	108	151	103
Forcible Entry	n/a	n/a	n/a	n/a	n/a	n/a	n/a	7	11	13	n/a	n/a	n/a	n/a	n/a	n/a	n/a	3	6	7
Land Use	n/a	n/a	n/a	n/a	n/a	n/a	n/a	2	0	0	n/a	n/a	n/a	n/a	n/a	n/a	n/a	2	1	0
Money Judgments	39	35	35	26	24	33	20	32	41	42	8	5	11	5	3	6	5	4	12	46
Small Claims	203	398	362	422	559	705	373	339	440	461	94	310	329	371	511	501	378	301	375	408
Protection From Abuse	0	22	23	30	20	51	42	56	55	54	0	21	26	34	15	47	25	45	46	50
Divorce	134	93	104	122	111	113	124	155	131	106	109	100	116	98	137	87	131	134	148	99
Protection From Harassment	n/a	n/a	n/a	n/a	n/a	n/a	n/a	36	40	22	n/a	n/a	n/a	n/a	n/a	n/a	n/a	28	35	18
Other Family Matters	n/a	n/a	n/a	n/a	n/a	n/a	n/a	27	27	18	n/a	n/a	n/a	n/a	n/a	n/a	n/a	7	8	10
Protective Custody	n/a	n/a	n/a	n/a	n/a	n/a	n/a	13	11	8	n/a	n/a	n/a	n/a	n/a	n/a	n/a	0	0	4
Mental Health	0	0	0	2	1	0	1	0	1	0	0	0	0	1	0	0	2	0	1	0
<b>Sub Total</b>	<b>527</b>	<b>665</b>	<b>647</b>	<b>697</b>	<b>604</b>	<b>981</b>	<b>629</b>	<b>797</b>	<b>893</b>	<b>826</b>	<b>326</b>	<b>568</b>	<b>610</b>	<b>594</b>	<b>827</b>	<b>703</b>	<b>660</b>	<b>632</b>	<b>783</b>	<b>745</b>
Juvenile	12	38	34	19	19	125	30	130	136	37	6	19	27	21	18	81	43	37	133	23
Criminal A,B,C	57	39	42	43	46	42	35	40	39	72	50	46	39	49	38	48	34	44	41	65
Criminal D,E	678	661	670	671	682	717	544	485	494	520	579	685	710	657	631	740	499	467	470	496
Traffic Criminal	382	675	648	448	489	686	642	598	633	588	380	675	683	426	486	641	597	586	607	557
<b>Sub Total</b>	<b>1,129</b>	<b>1,413</b>	<b>1,394</b>	<b>1,181</b>	<b>1,236</b>	<b>1,570</b>	<b>1,251</b>	<b>1,253</b>	<b>1,302</b>	<b>1,217</b>	<b>1,015</b>	<b>1,425</b>	<b>1,459</b>	<b>1,153</b>	<b>1,173</b>	<b>1,508</b>	<b>1,173</b>	<b>1,134</b>	<b>1,251</b>	<b>1,141</b>
Civil Violations/Traffic Inf.	526	605	701	511	424	667	1,146	1,013	1,186	1,102	504	636	706	510	425	620	1,119	1,032	1,182	1,109
<b>TOTAL</b>	<b>2,182</b>	<b>2,683</b>	<b>2,742</b>	<b>2,389</b>	<b>2,464</b>	<b>3,218</b>	<b>3,026</b>	<b>3,063</b>	<b>3,381</b>	<b>3,145</b>	<b>1,845</b>	<b>2,629</b>	<b>2,775</b>	<b>2,257</b>	<b>2,425</b>	<b>2,831</b>	<b>2,952</b>	<b>2,798</b>	<b>3,216</b>	<b>2,995</b>

Footnotes and case type definitions appear at the end of this section.

DISTRICT V BAR HARBOR	FILINGS										DISPOSITIONS										TABLE DC-4 (con't.)	
	1981	1982	1983	1984	1985	1986	1987	1988	FY89	FY90	1981	1982	1983	1984	1985	1986	1987	1988	FY89	FY90		
General Civil	94	115	67	85	102	82	80	57	52	93	60	104	52	86	118	20	54	21	10	22		
Forcible Entry	n/a	n/a	n/a	n/a	n/a	n/a	n/a	11	12	7	n/a	n/a	n/a	n/a	n/a	n/a	n/a	4	4	3		
Land Use	n/a	n/a	n/a	n/a	n/a	n/a	n/a	2	2	2	n/a	n/a	n/a	n/a	n/a	n/a	n/a	0	0	0		
Money Judgments	36	20	13	18	12	19	13	37	26	38	37	46	11	11	6	8	14	22	10	9		
Small Claims	157	174	178	124	163	270	255	252	263	262	141	191	190	104	150	136	235	202	241	195		
Protection From Abuse	0	19	5	20	7	13	18	18	17	33	0	12	4	14	3	9	6	12	16	11		
Divorce	88	82	55	66	79	50	68	67	71	69	67	79	52	68	56	36	48	58	58	59		
Protection From Harassment	n/a	n/a	n/a	n/a	n/a	n/a	n/a	7	9	26	n/a	n/a	n/a	n/a	n/a	n/a	n/a	4	6	8		
Other Family Matters	n/a	n/a	n/a	n/a	n/a	n/a	n/a	10	14	13	n/a	n/a	n/a	n/a	n/a	n/a	n/a	0	2	0		
Protective Custody	n/a	n/a	n/a	n/a	n/a	n/a	n/a	3	4	7	n/a	n/a	n/a	n/a	n/a	n/a	n/a	3	3	0		
Mental Health	0	0	0	0	0	0	0	0	0	2	0	0	0	0	0	0	0	0	0	0		
<b>Sub Total</b>	<b>375</b>	<b>390</b>	<b>318</b>	<b>313</b>	<b>363</b>	<b>414</b>	<b>434</b>	<b>464</b>	<b>470</b>	<b>552</b>	<b>305</b>	<b>432</b>	<b>309</b>	<b>283</b>	<b>333</b>	<b>211</b>	<b>357</b>	<b>326</b>	<b>350</b>	<b>307</b>		
Juvenile	11	30	29	21	19	25	50	15	23	16	15	25	27	21	12	16	35	12	12	4		
Criminal A,B,C	25	15	21	19	15	11	28	24	25	28	19	18	15	22	12	7	27	15	15	32		
Criminal D,E	252	319	281	260	343	250	241	283	307	300	221	305	306	260	306	239	172	257	286	280		
Traffic Criminal	251	85	113	250	188	352	404	533	597	539	223	83	135	222	179	274	342	574	606	528		
<b>Sub Total</b>	<b>539</b>	<b>449</b>	<b>444</b>	<b>550</b>	<b>565</b>	<b>838</b>	<b>723</b>	<b>855</b>	<b>952</b>	<b>883</b>	<b>477</b>	<b>431</b>	<b>482</b>	<b>525</b>	<b>509</b>	<b>536</b>	<b>576</b>	<b>858</b>	<b>919</b>	<b>844</b>		
Civil Violations/Traffic Inf.	572	603	424	382	659	780	837	889	1,101	1,004	513	615	459	355	639	677	593	888	1,124	1,055		
<b>TOTAL</b>	<b>1,486</b>	<b>1,442</b>	<b>1,186</b>	<b>1,245</b>	<b>1,587</b>	<b>1,832</b>	<b>1,794</b>	<b>2,188</b>	<b>2,523</b>	<b>2,439</b>	<b>1,295</b>	<b>1,478</b>	<b>1,250</b>	<b>1,163</b>	<b>1,481</b>	<b>1,424</b>	<b>1,526</b>	<b>2,082</b>	<b>2,393</b>	<b>2,206</b>		
<b>DISTRICT V BELFAST (M)</b>	<b>FILINGS</b>										<b>DISPOSITIONS</b>											
	<b>1981</b>	<b>1982</b>	<b>1983</b>	<b>1984</b>	<b>1985</b>	<b>1986</b>	<b>1987</b>	<b>1988</b>	<b>FY89</b>	<b>FY90</b>	<b>1981</b>	<b>1982</b>	<b>1983</b>	<b>1984</b>	<b>1985</b>	<b>1986</b>	<b>1987</b>	<b>1988</b>	<b>FY89</b>	<b>FY90</b>		
General Civil	219	228	186	188	138	161	243	150	161	208	158	175	76	126	114	121	212	198	179	183		
Forcible Entry	n/a	n/a	n/a	n/a	n/a	n/a	n/a	35	34	33	n/a	n/a	n/a	n/a	n/a	n/a	n/a	31	28	35		
Land Use	n/a	n/a	n/a	n/a	n/a	n/a	n/a	2	0	2	n/a	n/a	n/a	n/a	n/a	n/a	n/a	2	0	0		
Money Judgments	119	66	69	62	44	37	52	59	66	115	88	59	52	35	41	20	54	48	48	76		
Small Claims	494	458	852	492	557	855	811	783	754	854	428	381	534	465	489	699	829	730	826	750		
Protection From Abuse	0	17	28	43	43	68	81	102	97	91	0	15	16	24	29	51	71	78	89	70		
Divorce	192	172	167	194	161	171	185	203	226	193	156	126	104	173	125	159	166	198	210	180		
Protection From Harassment	n/a	n/a	n/a	n/a	n/a	n/a	n/a	127	143	74	n/a	n/a	n/a	n/a	n/a	n/a	n/a	61	89	51		
Other Family Matters	n/a	n/a	n/a	n/a	n/a	n/a	n/a	28	49	34	n/a	n/a	n/a	n/a	n/a	n/a	n/a	10	17	25		
Protective Custody	n/a	n/a	n/a	n/a	n/a	n/a	n/a	15	18	9	n/a	n/a	n/a	n/a	n/a	n/a	n/a	10	6	7		
Mental Health	0	0	0	0	0	0	0	0	0	0	0	0	0	0	0	0	0	0	0	0		
<b>Sub Total</b>	<b>1,024</b>	<b>941</b>	<b>1,102</b>	<b>978</b>	<b>943</b>	<b>1,292</b>	<b>1,372</b>	<b>1,504</b>	<b>1,548</b>	<b>1,613</b>	<b>830</b>	<b>766</b>	<b>782</b>	<b>823</b>	<b>798</b>	<b>1,050</b>	<b>1,132</b>	<b>1,366</b>	<b>1,294</b>	<b>1,377</b>		
Juvenile	86	95	30	101	117	105	85	88	88	121	81	69	63	71	131	108	73	73	68	117		
Criminal A,B,C	94	78	47	47	51	50	43	87	98	116	90	81	44	38	52	60	56	62	97	95		
Criminal D,E	733	745	649	573	642	499	560	728	785	743	814	650	639	584	585	552	534	685	788	755		
Traffic Criminal	1,130	1,078	872	888	1,094	1,047	967	991	1,133	975	1,152	1,054	852	856	1,037	879	897	958	1,135	1,035		
<b>Sub Total</b>	<b>2,043</b>	<b>1,996</b>	<b>1,598</b>	<b>1,409</b>	<b>1,804</b>	<b>1,701</b>	<b>1,655</b>	<b>1,892</b>	<b>2,107</b>	<b>1,955</b>	<b>2,137</b>	<b>1,882</b>	<b>1,598</b>	<b>1,349</b>	<b>1,805</b>	<b>1,599</b>	<b>1,580</b>	<b>1,776</b>	<b>2,088</b>	<b>2,002</b>		
Civil Violations/Traffic Inf.	1,354	1,307	1,086	841	1,089	1,554	2,339	1,915	2,608	1,591	1,337	1,279	1,082	736	1,048	1,339	2,332	1,843	2,208	1,779		
<b>TOTAL</b>	<b>4,421</b>	<b>4,244</b>	<b>3,766</b>	<b>3,229</b>	<b>3,816</b>	<b>4,547</b>	<b>5,366</b>	<b>6,311</b>	<b>5,663</b>	<b>6,159</b>	<b>4,304</b>	<b>3,907</b>	<b>3,462</b>	<b>2,908</b>	<b>3,651</b>	<b>3,888</b>	<b>5,024</b>	<b>5,086</b>	<b>5,580</b>	<b>5,158</b>		

Footnotes and case type definitions appear at the end of this section.

TABLE DC-4  
(cont.)

DISTRICT V		FILINGS										DISPOSITIONS									
ELLSWORTH		1991	1992	1993	1994	1995	1996	1997	1998	FY'99	FY'00	1991	1992	1993	1994	1995	1996	1997	1998	FY'99	FY'00
General Civil		259	285	232	264	265	247	334	318	289	412	255	296	224	278	272	122	141	114	177	94
Forcible Entry		n/a	n/a	n/a	n/a	n/a	n/a	n/a	27	29	38	n/a	n/a	n/a	n/a	n/a	n/a	n/a	9	10	7
Land Use		n/a	n/a	n/a	n/a	n/a	n/a	n/a	7	10	30	n/a	n/a	n/a	n/a	n/a	n/a	n/a	0	0	5
Money Judgments		115	74	61	77	73	91	88	87	97	87	156	149	111	80	79	69	51	36	57	67
Small Claims		648	747	770	631	891	778	787	759	740	693	556	725	722	601	717	714	759	587	540	602
Protection From Abuse		0	34	54	62	50	83	82	79	77	96	0	27	49	59	48	37	31	51	56	64
Divorce		221	222	238	223	219	201	192	206	207	236	213	219	213	219	207	183	153	209	174	195
Protection From Harassment		n/a	n/a	n/a	n/a	n/a	n/a	n/a	42	40	64	n/a	n/a	n/a	n/a	n/a	n/a	n/a	20	20	61
Other Family Matters		n/a	n/a	n/a	n/a	n/a	n/a	n/a	52	54	53	n/a	n/a	n/a	n/a	n/a	n/a	n/a	16	16	21
Protective Custody		n/a	n/a	n/a	n/a	n/a	n/a	n/a	19	28	34	n/a	n/a	n/a	n/a	n/a	n/a	n/a	0	1	4
Mental Health		0	0	0	0	0	0	0	1	0	2	0	0	0	0	0	0	0	1	0	0
<b>Sub Total</b>		<b>1,243</b>	<b>1,362</b>	<b>1,355</b>	<b>1,257</b>	<b>1,498</b>	<b>1,400</b>	<b>1,463</b>	<b>1,597</b>	<b>1,571</b>	<b>1,745</b>	<b>1,180</b>	<b>1,416</b>	<b>1,319</b>	<b>1,237</b>	<b>1,323</b>	<b>1,125</b>	<b>1,135</b>	<b>1,043</b>	<b>1,051</b>	<b>1,120</b>
Juvenile		70	88	114	88	119	116	51	69	98	78	67	79	98	98	106	88	57	58	98	69
Criminal A,B,C		51	73	63	97	75	84	108	106	111	127	53	77	54	79	65	81	106	97	110	112
Criminal D,E		728	1,001	884	850	967	967	899	932	870	989	650	954	709	726	897	1,002	850	863	849	906
Traffic Criminal		1,585	1,435	1,368	1,199	1,178	1,134	1,436	1,681	1,772	2,030	1,556	1,441	1,379	1,247	1,128	1,135	1,170	1,656	1,797	1,815
<b>Sub Total</b>		<b>2,434</b>	<b>2,597</b>	<b>2,429</b>	<b>2,214</b>	<b>2,339</b>	<b>2,301</b>	<b>2,494</b>	<b>2,788</b>	<b>2,851</b>	<b>3,224</b>	<b>2,326</b>	<b>2,551</b>	<b>2,240</b>	<b>2,148</b>	<b>2,196</b>	<b>2,306</b>	<b>2,183</b>	<b>2,674</b>	<b>2,854</b>	<b>2,902</b>
Civil Violations/Traffic Inf.		1,991	2,499	2,467	2,149	2,039	2,338	2,765	3,067	3,217	3,503	1,911	3,232	2,512	2,213	2,087	2,131	2,694	3,171	3,285	3,323
<b>TOTAL</b>		<b>5,668</b>	<b>6,458</b>	<b>6,251</b>	<b>5,620</b>	<b>5,876</b>	<b>6,039</b>	<b>6,722</b>	<b>7,452</b>	<b>7,839</b>	<b>8,472</b>	<b>5,417</b>	<b>7,199</b>	<b>6,071</b>	<b>5,598</b>	<b>5,606</b>	<b>5,562</b>	<b>6,012</b>	<b>6,888</b>	<b>7,190</b>	<b>7,345</b>
DISTRICT VI		FILINGS										DISPOSITIONS									
BATH		1991	1992	1993	1994	1995	1996	1997	1998	FY'99	FY'00	1991	1992	1993	1994	1995	1996	1997	1998	FY'99	FY'00
General Civil		373	303	267	296	254	240	297	242	282	302	275	403	275	314	243	247	284	220	242	217
Forcible Entry		n/a	n/a	n/a	n/a	n/a	n/a	n/a	74	75	83	n/a	n/a	n/a	n/a	n/a	n/a	n/a	60	66	84
Land Use		n/a	n/a	n/a	n/a	n/a	n/a	n/a	3	1	1	n/a	n/a	n/a	n/a	n/a	n/a	n/a	2	1	0
Money Judgments		138	98	119	101	85	86	89	96	88	115	117	67	77	60	49	71	57	93	66	101
Small Claims		517	524	571	476	510	539	491	518	577	656	473	440	535	480	551	495	465	483	536	630
Protection From Abuse		0	32	38	46	80	88	119	104	124	135	0	22	31	41	50	81	119	109	115	129
Divorce		240	215	207	196	183	247	240	212	243	238	214	208	204	202	210	210	203	206	275	200
Protection From Harassment		n/a	n/a	n/a	n/a	n/a	n/a	n/a	106	112	61	n/a	n/a	n/a	n/a	n/a	n/a	n/a	96	108	52
Other Family Matters		n/a	n/a	n/a	n/a	n/a	n/a	n/a	40	41	31	n/a	n/a	n/a	n/a	n/a	n/a	n/a	23	20	25
Protective Custody		n/a	n/a	n/a	n/a	n/a	n/a	n/a	13	18	3	n/a	n/a	n/a	n/a	n/a	n/a	n/a	9	13	7
Mental Health		0	1	0	0	2	0	0	0	0	0	0	1	0	0	1	0	0	0	0	0
<b>Sub Total</b>		<b>1,288</b>	<b>1,173</b>	<b>1,202</b>	<b>1,115</b>	<b>1,114</b>	<b>1,200</b>	<b>1,216</b>	<b>1,408</b>	<b>1,561</b>	<b>1,625</b>	<b>1,079</b>	<b>1,141</b>	<b>1,122</b>	<b>1,097</b>	<b>1,104</b>	<b>1,104</b>	<b>1,128</b>	<b>1,291</b>	<b>1,442</b>	<b>1,445</b>
Juvenile		97	129	58	57	68	87	108	155	125	106	105	118	52	52	70	59	107	146	127	61
Criminal A,B,C		84	112	68	95	163	134	86	121	106	171	81	103	62	83	138	157	92	122	100	157
Criminal D,E		533	505	439	483	584	514	539	596	594	812	505	459	439	485	544	520	495	570	560	753
Traffic Criminal		1,810	1,363	1,329	799	687	818	1,224	1,006	894	1,035	1,588	1,318	1,331	822	627	782	1,171	960	662	973
<b>Sub Total</b>		<b>2,324</b>	<b>2,109</b>	<b>1,893</b>	<b>1,434</b>	<b>1,502</b>	<b>1,553</b>	<b>1,957</b>	<b>1,878</b>	<b>1,721</b>	<b>2,124</b>	<b>2,279</b>	<b>1,998</b>	<b>1,884</b>	<b>1,442</b>	<b>1,379</b>	<b>1,518</b>	<b>1,865</b>	<b>1,818</b>	<b>1,649</b>	<b>1,944</b>
Civil Violations/Traffic Inf.		2,956	2,196	3,159	2,185	2,209	1,972	2,523	2,731	2,841	2,767	2,931	2,143	3,103	2,131	2,043	1,854	2,482	2,668	2,737	2,731
<b>TOTAL</b>		<b>6,548</b>	<b>5,480</b>	<b>6,254</b>	<b>4,734</b>	<b>4,825</b>	<b>4,725</b>	<b>5,698</b>	<b>6,017</b>	<b>6,123</b>	<b>6,516</b>	<b>6,289</b>	<b>5,282</b>	<b>6,109</b>	<b>4,670</b>	<b>4,526</b>	<b>4,476</b>	<b>5,475</b>	<b>5,777</b>	<b>5,828</b>	<b>6,120</b>

Footnotes and case type definitions appear at the end of this section.

DISTRICT VI BRUNSWICK	FILINGS										DISPOSITIONS										TABLE DC-4 (con't.)	
	1981	1982	1983	1984	1985	1986	1987	1988	FY'89	FY'90	1981	1982	1983	1984	1985	1986	1987	1988	FY'89	FY'90		
General Civil	301	280	243	223	228	241	221	200	188	235	170	204	366	172	162	280	314	228	202			
Forcible Entry	n/a	n/a	n/a	n/a	n/a	n/a	n/a	44	45	37	n/a	n/a	n/a	n/a	n/a	n/a	n/a	40	44	230		
Land Use	n/a	n/a	n/a	n/a	n/a	n/a	n/a	0	2	2	n/a	n/a	n/a	n/a	n/a	n/a	n/a	0	0	37		
Money Judgments	114	78	94	47	62	78	72	67	71	78	82	54	86	32	38	45	51	48	39	1		
Small Claims	540	524	455	443	458	401	324	432	505	629	219	502	400	421	427	418	436	383	454	59		
Protection From Abuse	0	35	36	46	41	48	51	88	83	93	0	19	17	26	26	43	41	84	77	586		
Divorce	233	199	196	217	188	225	178	186	184	210	193	177	185	168	224	183	186	190	181	84		
Protection From Harassment	n/a	n/a	n/a	n/a	n/a	n/a	n/a	64	65	39	n/a	n/a	n/a	n/a	n/a	n/a	n/a	37	51	199		
Other Family Matters	n/a	n/a	n/a	n/a	n/a	n/a	n/a	16	24	20	n/a	n/a	n/a	n/a	n/a	n/a	n/a	6	16	36		
Protective Custody	n/a	n/a	n/a	n/a	n/a	n/a	n/a	10	6	1	n/a	n/a	n/a	n/a	n/a	n/a	n/a	0	3	14		
Mental Health	0	0	0	0	0	5	1	0	0	0	0	0	0	0	1	2	0	0	0	3		
<b>Sub Total</b>	<b>1,188</b>	<b>1,116</b>	<b>1,024</b>	<b>978</b>	<b>977</b>	<b>996</b>	<b>847</b>	<b>1,107</b>	<b>1,253</b>	<b>1,342</b>	<b>664</b>	<b>956</b>	<b>1,034</b>	<b>819</b>	<b>875</b>	<b>970</b>	<b>1,030</b>	<b>996</b>	<b>1,067</b>	<b>1,249</b>		
Juvenile	87	73	72	49	67	81	46	76	54	60	69	66	61	45	51	61	55	60	62	54		
Criminal A,B,C	42	79	72	40	58	69	48	151	139	93	45	26	48	53	53	75	35	118	124	91		
Criminal D,E	876	590	503	388	639	531	557	567	558	897	1,532	606	490	447	557	420	483	495	513	768		
Traffic Criminal	2,451	2,162	2,422	1,778	1,538	1,624	2,137	2,440	2,407	2,139	1,728	1,597	2,016	1,665	1,199	1,031	1,614	2,348	2,299	2,103		
<b>Sub Total</b>	<b>3,456</b>	<b>2,904</b>	<b>3,069</b>	<b>2,255</b>	<b>2,302</b>	<b>2,305</b>	<b>2,788</b>	<b>3,234</b>	<b>3,158</b>	<b>3,189</b>	<b>3,374</b>	<b>2,295</b>	<b>2,615</b>	<b>2,210</b>	<b>1,860</b>	<b>1,587</b>	<b>2,187</b>	<b>3,021</b>	<b>2,998</b>	<b>3,016</b>		
Civil Violations/Traffic Inf.	4,546	4,558	4,935	4,112	4,058	4,047	4,937	6,522	5,662	4,426	4,831	4,788	4,662	4,298	3,920	4,119	4,552	6,497	5,753	4,382		
<b>TOTAL</b>	<b>9,190</b>	<b>8,578</b>	<b>9,028</b>	<b>7,343</b>	<b>7,337</b>	<b>7,348</b>	<b>8,572</b>	<b>10,863</b>	<b>10,073</b>	<b>8,957</b>	<b>8,869</b>	<b>8,039</b>	<b>8,311</b>	<b>7,327</b>	<b>6,655</b>	<b>6,676</b>	<b>7,769</b>	<b>10,514</b>	<b>9,818</b>	<b>8,647</b>		

DISTRICT VI ROCKLAND	FILINGS										DISPOSITIONS										TABLE DC-4 (con't.)	
	1981	1982	1983	1984	1985	1986	1987	1988	FY'89	FY'90	1981	1982	1983	1984	1985	1986	1987	1988	FY'89	FY'90		
General Civil	446	362	364	339	385	323	403	258	240	291	409	345	417	327	330	325	298	215	196	201		
Forcible Entry	n/a	n/a	n/a	n/a	n/a	n/a	n/a	58	82	69	n/a	n/a	n/a	n/a	n/a	n/a	n/a	46	62	52		
Land Use	n/a	n/a	n/a	n/a	n/a	n/a	n/a	10	4	1	n/a	n/a	n/a	n/a	n/a	n/a	n/a	2	9	0		
Money Judgments	243	205	185	135	151	98	107	106	118	111	133	140	127	94	83	76	56	61	68	49		
Small Claims	818	1,310	1,161	1,112	1,135	1,299	1,063	1,035	1,127	1,027	762	1,186	1,526	1,237	985	1,058	959	945	1,013	1,002		
Protection From Abuse	0	22	38	64	81	90	90	123	124	140	0	14	32	50	67	77	93	110	109	110		
Divorce	272	227	257	257	221	225	273	276	270	251	226	200	254	250	234	214	233	271	269	207		
Protection From Harassment	n/a	n/a	n/a	n/a	n/a	n/a	n/a	6	6	8	n/a	n/a	n/a	n/a	n/a	n/a	n/a	2	4	4		
Other Family Matters	n/a	n/a	n/a	n/a	n/a	n/a	n/a	48	55	37	n/a	n/a	n/a	n/a	n/a	n/a	n/a	26	26	25		
Protective Custody	n/a	n/a	n/a	n/a	n/a	n/a	n/a	15	6	13	n/a	n/a	n/a	n/a	n/a	n/a	n/a	9	9	2		
Mental Health	0	0	0	0	0	0	0	0	0	0	0	0	0	0	0	0	0	0	0	0		
<b>Sub Total</b>	<b>1,777</b>	<b>2,126</b>	<b>2,005</b>	<b>1,807</b>	<b>1,953</b>	<b>2,035</b>	<b>1,936</b>	<b>1,935</b>	<b>2,032</b>	<b>1,948</b>	<b>1,530</b>	<b>1,885</b>	<b>2,356</b>	<b>1,958</b>	<b>1,699</b>	<b>1,750</b>	<b>1,639</b>	<b>1,687</b>	<b>1,765</b>	<b>1,652</b>		
Juvenile	95	106	116	104	108	173	133	106	142	158	88	111	118	97	102	167	114	116	114	135		
Criminal A,B,C	65	109	91	66	112	63	88	97	105	97	74	79	118	102	90	84	84	94	99	100		
Criminal D,E	650	731	598	677	838	977	840	900	943	1,035	643	660	579	641	780	895	783	876	896	980		
Traffic Criminal	1,491	1,253	1,221	1,702	1,367	1,168	1,490	1,369	1,342	1,492	1,447	1,171	1,204	1,660	1,286	1,096	1,452	1,298	1,392	1,439		
<b>Sub Total</b>	<b>2,301</b>	<b>2,199</b>	<b>2,026</b>	<b>2,579</b>	<b>2,425</b>	<b>2,381</b>	<b>2,551</b>	<b>2,472</b>	<b>2,532</b>	<b>2,782</b>	<b>2,252</b>	<b>2,021</b>	<b>2,019</b>	<b>2,500</b>	<b>2,258</b>	<b>2,222</b>	<b>2,433</b>	<b>2,384</b>	<b>2,501</b>	<b>2,654</b>		
Civil Violations/Traffic Inf.	1,396	1,647	1,280	1,766	1,963	1,715	2,212	2,162	2,229	2,541	1,378	1,638	1,281	1,609	1,927	1,706	2,184	2,108	2,220	2,499		
<b>TOTAL</b>	<b>5,474</b>	<b>5,972</b>	<b>5,311</b>	<b>6,252</b>	<b>6,341</b>	<b>6,131</b>	<b>6,699</b>	<b>6,569</b>	<b>6,793</b>	<b>7,271</b>	<b>5,160</b>	<b>5,544</b>	<b>5,656</b>	<b>6,067</b>	<b>5,884</b>	<b>5,678</b>	<b>6,256</b>	<b>6,179</b>	<b>6,486</b>	<b>6,805</b>		

Footnotes and case type definitions appear at the end of this section.

DISTRICT VI WISCASSET	FILINGS										DISPOSITIONS										TABLE DC-4 (con't.)	
	1991	1992	1993	1994	1995	1996	1997	1998	FY'99	FY'00	1991	1992	1993	1994	1995	1996	1997	1998	FY'99	FY'00		
General Civil	215	202	210	208	193	156	218	247	293	388	254	179	226	162	146	128	138	230	217	290		
Forcible Entry	n/a	n/a	n/a	n/a	n/a	n/a	n/a	29	26	25	n/a	n/a	n/a	n/a	n/a	n/a	n/a	22	23	17		
Land Use	n/a	n/a	n/a	n/a	n/a	n/a	n/a	5	3	2	n/a	n/a	n/a	n/a	n/a	n/a	n/a	2	3	2		
Money Judgments	109	70	75	56	59	48	48	59	84	118	88	85	65	58	52	45	22	50	70	92		
Small Claims	684	775	519	462	568	465	434	554	553	605	591	673	475	409	434	370	370	445	446	532		
Protection From Abuse	0	31	28	36	33	46	45	67	75	39	0	28	23	31	27	45	31	52	58	34		
Divorce	187	160	158	161	161	158	192	181	177	177	158	139	135	128	126	142	163	152	158	148		
Protection From Harassment	n/a	n/a	n/a	n/a	n/a	n/a	n/a	8	18	13	n/a	n/a	n/a	n/a	n/a	n/a	n/a	6	9	9		
Other Family Matters	n/a	n/a	n/a	n/a	n/a	n/a	n/a	47	41	20	n/a	n/a	n/a	n/a	n/a	n/a	n/a	28	33	16		
Protective Custody	n/a	n/a	n/a	n/a	n/a	n/a	n/a	1	2	8	n/a	n/a	n/a	n/a	n/a	n/a	n/a	6	1	6		
Mental Health	0	3	0	0	0	0	0	0	0	0	0	2	0	0	0	0	0	0	0	0		
<b>Sub Total</b>	<b>1,195</b>	<b>1,241</b>	<b>990</b>	<b>921</b>	<b>1,014</b>	<b>873</b>	<b>937</b>	<b>1,198</b>	<b>1,272</b>	<b>1,395</b>	<b>1,091</b>	<b>1,106</b>	<b>924</b>	<b>788</b>	<b>785</b>	<b>730</b>	<b>724</b>	<b>991</b>	<b>1,018</b>	<b>1,146</b>		
Juvenile	63	54	77	58	135	75	107	73	140	41	44	19	77	35	87	96	89	70	75	99		
Criminal A,B,C	41	113	111	74	52	66	96	116	129	107	40	96	115	72	77	68	75	110	135	120		
Criminal D,E	389	685	614	626	604	550	525	600	633	684	394	582	569	588	601	514	486	676	719	774		
Traffic Criminal	1,285	941	969	755	882	891	1,120	985	951	858	1,201	837	941	777	737	793	1,004	1,050	1,092	955		
<b>Sub Total</b>	<b>1,778</b>	<b>1,793</b>	<b>1,771</b>	<b>1,511</b>	<b>1,673</b>	<b>1,582</b>	<b>1,848</b>	<b>1,774</b>	<b>1,853</b>	<b>1,690</b>	<b>1,679</b>	<b>1,514</b>	<b>1,702</b>	<b>1,472</b>	<b>1,502</b>	<b>1,471</b>	<b>1,654</b>	<b>1,908</b>	<b>2,021</b>	<b>1,948</b>		
Civil Violations/Traffic Inf.	1,745	1,719	1,775	1,465	2,251	1,973	2,263	1,799	1,458	1,408	1,582	1,489	1,693	1,472	2,215	1,924	2,149	1,913	1,766	1,880		
<b>TOTAL</b>	<b>4,718</b>	<b>4,753</b>	<b>4,536</b>	<b>3,897</b>	<b>4,938</b>	<b>4,428</b>	<b>5,048</b>	<b>4,771</b>	<b>4,583</b>	<b>4,493</b>	<b>4,352</b>	<b>4,109</b>	<b>4,319</b>	<b>3,732</b>	<b>4,502</b>	<b>4,125</b>	<b>4,527</b>	<b>4,810</b>	<b>4,805</b>	<b>4,774</b>		
<b>DISTRICT VII AUGUSTA</b>	<b>FILINGS</b>										<b>DISPOSITIONS</b>											
	<b>1991</b>	<b>1992</b>	<b>1993</b>	<b>1994</b>	<b>1995</b>	<b>1996</b>	<b>1997</b>	<b>1998</b>	<b>FY'99</b>	<b>FY'00</b>	<b>1991</b>	<b>1992</b>	<b>1993</b>	<b>1994</b>	<b>1995</b>	<b>1996</b>	<b>1997</b>	<b>1998</b>	<b>FY'99</b>	<b>FY'00</b>		
General Civil	971	884	782	733	697	723	759	510	517	877	781	973	804	741	668	698	731	743	687	573		
Forcible Entry	n/a	n/a	n/a	n/a	n/a	n/a	n/a	176	207	139	n/a	n/a	n/a	n/a	n/a	n/a	n/a	168	188	112		
Land Use	n/a	n/a	n/a	n/a	n/a	n/a	n/a	5	14	7	n/a	n/a	n/a	n/a	n/a	n/a	n/a	2	5	4		
Money Judgments	427	380	330	360	285	278	182	191	164	192	663	327	327	387	296	273	206	206	185	136		
Small Claims	1,638	1,274	1,430	1,387	1,443	1,870	1,522	1,805	1,952	1,912	1,632	1,502	1,500	1,600	1,371	1,166	1,357	1,632	1,799	1,563		
Protection From Abuse	0	128	174	228	206	201	191	228	225	199	0	129	171	193	190	217	191	246	226	169		
Divorce	544	444	462	464	440	423	402	461	451	440	795	422	474	472	441	391	395	475	514	407		
Protection From Harassment	n/a	n/a	n/a	n/a	n/a	n/a	n/a	262	250	73	n/a	n/a	n/a	n/a	n/a	n/a	n/a	254	281	71		
Other Family Matters	n/a	n/a	n/a	n/a	n/a	n/a	n/a	65	55	79	n/a	n/a	n/a	n/a	n/a	n/a	n/a	25	40	83		
Protective Custody	n/a	n/a	n/a	n/a	n/a	n/a	n/a	21	23	22	n/a	n/a	n/a	n/a	n/a	n/a	n/a	20	12	18		
Mental Health	279	350	246	475	487	509	491	512	456	438	332	317	222	445	483	573	516	436	376	445		
<b>Sub Total</b>	<b>3,859</b>	<b>3,480</b>	<b>3,424</b>	<b>3,647</b>	<b>3,556</b>	<b>4,004</b>	<b>3,547</b>	<b>4,236</b>	<b>4,316</b>	<b>4,178</b>	<b>4,203</b>	<b>3,870</b>	<b>3,492</b>	<b>3,838</b>	<b>3,449</b>	<b>3,318</b>	<b>3,396</b>	<b>4,207</b>	<b>4,293</b>	<b>3,581</b>		
Juvenile	349	132	211	239	211	245	221	242	315	268	393	188	229	255	210	211	224	218	278	267		
Criminal A,B,C	188	156	184	211	224	287	270	337	354	353	161	162	153	209	202	221	214	239	265	264		
Criminal D,E	1,881	1,807	1,905	1,281	2,193	2,726	1,706	1,868	1,858	2,030	1,931	1,150	1,414	1,540	1,930	1,870	1,303	1,352	1,615	1,926		
Traffic Criminal	3,286	2,173	2,028	1,987	2,070	2,188	3,301	3,578	3,493	3,489	2,552	1,318	1,785	1,655	2,548	2,669	2,872	3,209	3,413	3,298		
<b>Sub Total</b>	<b>5,704</b>	<b>4,268</b>	<b>4,328</b>	<b>3,718</b>	<b>4,898</b>	<b>5,444</b>	<b>5,498</b>	<b>5,823</b>	<b>6,018</b>	<b>6,140</b>	<b>5,037</b>	<b>2,818</b>	<b>3,581</b>	<b>3,859</b>	<b>4,890</b>	<b>4,971</b>	<b>4,613</b>	<b>5,018</b>	<b>5,569</b>	<b>5,755</b>		
Civil Violations/Traffic Inf.	5,773	6,859	5,593	6,089	9,029	9,012	11,285	10,524	9,041	7,912	7,544	7,267	6,220	5,966	9,564	10,875	11,531	10,117	9,032	7,689		
<b>TOTAL</b>	<b>15,336</b>	<b>14,387</b>	<b>13,345</b>	<b>13,454</b>	<b>17,285</b>	<b>18,460</b>	<b>20,330</b>	<b>20,583</b>	<b>19,375</b>	<b>18,230</b>	<b>16,784</b>	<b>13,753</b>	<b>13,293</b>	<b>13,483</b>	<b>17,903</b>	<b>19,164</b>	<b>19,540</b>	<b>19,342</b>	<b>18,894</b>	<b>17,005</b>		

Footnotes and case type definitions appear at the end of this section.

DISTRICT VII <u>WATERVILLE</u>	FILINGS										DISPOSITIONS										TABLE DC-4 (cont.)	
	1991	1992	1993	1994	1995	1996	1997	1998	FY'99	FY'00	1991	1992	1993	1994	1995	1996	1997	1998	FY'99	FY'00		
General Civil	533	442	413	381	417	342	420	314	315	414	615	688	306	374	338	402	351	501	330	328		
Forcible Entry	n/a	n/a	n/a	n/a	n/a	n/a	n/a	65	78	110	n/a	n/a	n/a	n/a	n/a	n/a	n/a	57	75	107		
Land Use	n/a	n/a	n/a	n/a	n/a	n/a	n/a	4	4	1	n/a	n/a	n/a	n/a	n/a	n/a	n/a	1	2	4		
Money Judgments	192	182	128	128	140	127	90	150	105	185	177	235	170	109	103	101	70	288	294	415		
Small Claims	1,216	1,057	1,262	1,018	1,193	1,067	1,256	1,265	1,396	1,711	909	933	1,130	1,044	1,066	1,016	1,315	1,125	1,237	1,562		
Protection From Abuse	0	64	118	110	130	155	161	194	201	194	0	42	112	116	101	129	157	187	185	185		
Divorce	287	246	257	203	272	264	241	286	284	246	364	239	217	241	234	340	232	265	337	240		
Protection From Harassment	n/a	n/a	n/a	n/a	n/a	n/a	n/a	138	146	71	n/a	n/a	n/a	n/a	n/a	n/a	n/a	135	160	81		
Other Family Matters	n/a	n/a	n/a	n/a	n/a	n/a	n/a	55	36	64	n/a	n/a	n/a	n/a	n/a	n/a	n/a	38	46	39		
Protective Custody	n/a	n/a	n/a	n/a	n/a	n/a	n/a	12	15	10	n/a	n/a	n/a	n/a	n/a	n/a	n/a	4	10	15		
Mental Health	0	0	0	0	0	0	0	0	0	0	0	0	0	0	0	0	0	0	0	0		
<b>Sub Total</b>	<b>2,228</b>	<b>1,991</b>	<b>2,178</b>	<b>1,920</b>	<b>2,152</b>	<b>1,955</b>	<b>2,168</b>	<b>2,483</b>	<b>2,578</b>	<b>3,006</b>	<b>2,065</b>	<b>2,117</b>	<b>1,935</b>	<b>1,884</b>	<b>1,842</b>	<b>1,988</b>	<b>2,125</b>	<b>2,601</b>	<b>2,676</b>	<b>2,976</b>		
Juvenile	182	241	181	173	198	232	266	383	422	349	160	150	247	128	168	210	190	307	348	338		
Criminal A,B,C	71	121	158	183	226	249	162	170	184	243	62	98	155	177	144	266	128	130	109	157		
Criminal D,E	1,055	1,380	1,574	2,118	2,675	2,550	1,704	1,568	1,590	1,580	936	1,223	1,595	1,824	2,062	2,383	1,704	1,475	1,286	1,425		
Traffic Criminal	1,644	1,620	1,380	993	711	747	1,860	2,776	2,947	2,841	1,056	1,177	1,186	1,021	841	608	1,782	2,801	2,630	2,652		
<b>Sub Total</b>	<b>2,952</b>	<b>3,372</b>	<b>3,293</b>	<b>3,467</b>	<b>3,810</b>	<b>3,778</b>	<b>3,812</b>	<b>4,897</b>	<b>5,143</b>	<b>5,013</b>	<b>2,214</b>	<b>2,648</b>	<b>3,183</b>	<b>2,950</b>	<b>3,215</b>	<b>3,467</b>	<b>3,804</b>	<b>4,713</b>	<b>4,373</b>	<b>4,572</b>		
Civil Violations/Traffic Inf.	1,903	2,000	2,927	2,850	4,957	5,315	5,168	4,995	5,118	4,452	1,361	1,850	2,896	3,315	4,328	5,291	5,264	4,902	4,908	4,514		
<b>TOTAL</b>	<b>7,083</b>	<b>7,363</b>	<b>8,398</b>	<b>8,237</b>	<b>10,919</b>	<b>11,048</b>	<b>11,148</b>	<b>12,375</b>	<b>12,839</b>	<b>12,471</b>	<b>5,640</b>	<b>6,615</b>	<b>8,014</b>	<b>8,149</b>	<b>9,365</b>	<b>10,746</b>	<b>11,193</b>	<b>12,216</b>	<b>11,957</b>	<b>12,062</b>		

DISTRICT VIII <u>LEWISTON</u>	FILINGS										DISPOSITIONS									
	1991	1992	1993	1994	1995	1996	1997	1998	FY'99	FY'00	1991	1992	1993	1994	1995	1996	1997	1998	FY'99	FY'00
General Civil	1,700	1,414	1,356	1,402	1,278	1,279	1,412	898	861	992	1,534	1,350	1,220	1,202	1,362	1,046	1,170	771	760	705
Forcible Entry	n/a	n/a	n/a	n/a	n/a	n/a	n/a	596	592	478	n/a	n/a	n/a	n/a	n/a	n/a	n/a	539	559	414
Land Use	n/a	n/a	n/a	n/a	n/a	n/a	n/a	13	17	20	n/a	n/a	n/a	n/a	n/a	n/a	n/a	4	9	11
Money Judgments	517	414	406	365	322	328	268	380	333	339	570	343	335	327	193	315	214	275	216	264
Small Claims	1,367	1,205	1,214	1,250	1,473	1,544	1,592	1,627	1,654	1,757	1,355	1,185	1,277	1,041	1,493	1,385	1,358	1,442	1,448	1,652
Protection From Abuse	0	249	357	424	478	467	504	366	420	554	0	246	276	333	406	458	504	378	412	557
Divorce	713	626	584	663	616	570	667	679	687	632	802	658	667	759	724	787	731	911	717	590
Protection From Harassment	n/a	n/a	n/a	n/a	n/a	n/a	n/a	546	584	309	n/a	n/a	n/a	n/a	n/a	n/a	n/a	537	587	312
Other Family Matters	n/a	n/a	n/a	n/a	n/a	n/a	n/a	132	132	101	n/a	n/a	n/a	n/a	n/a	n/a	n/a	130	125	63
Protective Custody	n/a	n/a	n/a	n/a	n/a	n/a	n/a	50	54	22	n/a	n/a	n/a	n/a	n/a	n/a	n/a	62	62	30
Mental Health	0	0	0	0	0	0	0	0	0	0	14	0	0	0	0	0	0	0	0	0
<b>Sub Total</b>	<b>4,297</b>	<b>3,908</b>	<b>3,917</b>	<b>4,104</b>	<b>4,167</b>	<b>4,188</b>	<b>4,443</b>	<b>5,287</b>	<b>5,334</b>	<b>5,204</b>	<b>4,275</b>	<b>3,782</b>	<b>3,795</b>	<b>3,662</b>	<b>4,118</b>	<b>3,991</b>	<b>3,977</b>	<b>5,049</b>	<b>4,895</b>	<b>4,598</b>
Juvenile	286	263	280	252	337	271	306	292	387	347	258	273	396	282	291	271	176	199	276	447
Criminal A,B,C	246	286	270	278	332	336	395	360	412	463	238	291	213	192	385	241	341	315	316	447
Criminal D,E	2,035	2,004	2,228	2,032	2,860	2,951	2,508	2,300	2,622	2,899	1,781	1,855	1,929	1,926	2,047	2,707	2,252	1,972	2,235	4,081
Traffic Criminal	5,217	4,819	3,574	2,824	3,313	2,763	4,781	4,544	4,718	4,656	4,999	4,874	3,567	2,533	2,838	2,949	4,040	4,409	4,440	5,193
<b>Sub Total</b>	<b>7,784</b>	<b>7,352</b>	<b>6,350</b>	<b>5,186</b>	<b>6,842</b>	<b>6,321</b>	<b>7,990</b>	<b>7,496</b>	<b>8,139</b>	<b>8,365</b>	<b>7,276</b>	<b>7,293</b>	<b>6,105</b>	<b>4,933</b>	<b>5,561</b>	<b>6,258</b>	<b>6,809</b>	<b>6,895</b>	<b>7,267</b>	<b>10,168</b>
Civil Violations/Traffic Inf.	5,239	5,590	7,567	8,585	11,952	10,459	11,495	11,508	10,573	9,657	5,025	5,411	6,979	8,226	10,778	10,675	10,175	11,076	10,131	12,003
<b>TOTAL</b>	<b>17,320</b>	<b>16,850</b>	<b>17,834</b>	<b>17,875</b>	<b>22,961</b>	<b>20,968</b>	<b>23,928</b>	<b>24,291</b>	<b>24,046</b>	<b>23,226</b>	<b>16,576</b>	<b>16,486</b>	<b>16,879</b>	<b>16,821</b>	<b>20,467</b>	<b>20,924</b>	<b>20,981</b>	<b>23,020</b>	<b>22,293</b>	<b>26,769</b>

Footnotes and case type definitions appear at the end of this section.



TABLE DC-4  
(cont.)

DISTRICT IX BRIDGTON (a)	FILINGS										DISPOSITIONS									
	1981	1982	1983	1984	1985	1986	1987	1988	FY'89	FY'90	1981	1982	1983	1984	1985	1986	1987	1988	FY'89	FY'90
General Civil	149	142	124	70	97	128	166	121	136	215	193	161	114	87	125	134	163	91	110	155
Forcible Entry	n/a	n/a	n/a	n/a	n/a	n/a	n/a	n/a	22	19	26	n/a	n/a	n/a	n/a	n/a	n/a	22	17	26
Land Use	n/a	n/a	n/a	n/a	n/a	n/a	n/a	n/a	5	6	6	n/a	n/a	n/a	n/a	n/a	n/a	4	4	7
Money Judgments	58	37	34	25	22	50	33	55	40	61	65	29	47	35	25	40	28	55	36	82
Small Claims	210	281	308	313	369	762	454	583	645	428	292	152	378	322	350	731	446	536	591	481
Protection From Abuse	0	16	21	36	58	56	42	43	51	62	0	0	22	33	49	49	42	41	51	60
Divorce	110	112	109	114	122	124	95	114	100	141	122	200	118	90	108	104	127	101	88	108
Protection From Harassment	n/a	n/a	n/a	n/a	n/a	n/a	n/a	n/a	51	58	44	n/a	n/a	n/a	n/a	n/a	n/a	44	54	41
Other Family Matters	n/a	n/a	n/a	n/a	n/a	n/a	n/a	n/a	8	11	13	n/a	n/a	n/a	n/a	n/a	n/a	5	4	13
Protective Custody	n/a	n/a	n/a	n/a	n/a	n/a	n/a	n/a	7	6	5	n/a	n/a	n/a	n/a	n/a	n/a	7	5	6
Mental Health	0	0	0	0	0	0	0	0	0	0	0	0	0	0	0	0	0	0	0	0
<b>Sub Total</b>	<b>527</b>	<b>588</b>	<b>596</b>	<b>558</b>	<b>668</b>	<b>1,120</b>	<b>790</b>	<b>1,009</b>	<b>1,072</b>	<b>1,001</b>	<b>672</b>	<b>542</b>	<b>679</b>	<b>567</b>	<b>657</b>	<b>1,056</b>	<b>796</b>	<b>908</b>	<b>960</b>	<b>959</b>
Juvenile	124	72	40	22	61	18	11	16	31	102	91	84	64	35	26	50	7	13	21	53
Criminal A,B,C	65	72	39	36	37	27	29	81	56	75	38	67	37	45	40	28	23	34	44	56
Criminal D,E	417	720	373	428	333	442	551	468	554	940	404	767	416	444	300	424	551	386	465	777
Traffic Criminal	569	499	924	793	621	685	1,173	1,138	1,273	1,496	449	357	759	764	602	691	980	981	1,095	1,327
<b>Sub Total</b>	<b>1,165</b>	<b>1,363</b>	<b>1,376</b>	<b>1,279</b>	<b>1,052</b>	<b>1,172</b>	<b>1,763</b>	<b>1,681</b>	<b>1,914</b>	<b>2,613</b>	<b>982</b>	<b>1,275</b>	<b>1,276</b>	<b>1,288</b>	<b>968</b>	<b>1,193</b>	<b>1,561</b>	<b>1,414</b>	<b>1,625</b>	<b>2,213</b>
Civil Violations/Traffic Inf.	1,304	920	1,183	1,151	859	1,047	2,166	3,075	2,844	3,192	1,373	883	1,188	1,179	881	1,012	2,026	2,853	2,769	2,968
<b>TOTAL</b>	<b>2,996</b>	<b>2,871</b>	<b>3,155</b>	<b>2,988</b>	<b>2,579</b>	<b>3,339</b>	<b>4,719</b>	<b>5,765</b>	<b>5,830</b>	<b>6,806</b>	<b>3,027</b>	<b>2,700</b>	<b>3,143</b>	<b>3,034</b>	<b>2,508</b>	<b>3,263</b>	<b>4,363</b>	<b>5,173</b>	<b>5,354</b>	<b>6,140</b>
DISTRICT IX PORTLAND (a)	FILINGS										DISPOSITIONS									
	1981	1982	1983	1984	1985	1986	1987	1988	FY'89	FY'90	1981	1982	1983	1984	1985	1986	1987	1988	FY'89	FY'90
General Civil	3,054	2,960	2,955	2,871	2,799	2,946	3,052	2,331	2,340	2,600	4,179	3,258	3,520	4,123	3,228	3,525	3,603	2,550	2,226	3,138
Forcible Entry	n/a	n/a	n/a	n/a	n/a	n/a	n/a	n/a	860	916	825	n/a	n/a	n/a	n/a	n/a	n/a	813	678	628
Land Use	n/a	n/a	n/a	n/a	n/a	n/a	n/a	n/a	4	8	2	n/a	n/a	n/a	n/a	n/a	n/a	0	1	1
Money Judgments	798	865	943	788	782	847	796	1,029	1,090	1,003	668	843	1,192	738	505	1,623	2,077	2,245	1,615	146
Small Claims	2,118	2,232	3,039	2,625	3,073	2,956	3,187	3,198	3,403	3,732	2,156	1,923	2,594	2,537	2,808	2,431	2,939	3,016	2,907	3,355
Protection From Abuse	0	237	332	344	349	414	497	395	425	529	0	261	457	271	226	365	479	341	431	401
Divorce	1,223	1,102	1,069	1,219	1,245	1,084	1,184	1,118	1,080	1,032	1,204	1,003	1,080	1,023	1,069	940	1,227	1,014	1,044	719
Protection From Harassment	n/a	n/a	n/a	n/a	n/a	n/a	n/a	n/a	243	293	258	n/a	n/a	n/a	n/a	n/a	n/a	173	284	199
Other Family Matters	n/a	n/a	n/a	n/a	n/a	n/a	n/a	n/a	183	214	234	n/a	n/a	n/a	n/a	n/a	n/a	80	82	27
Protective Custody	n/a	n/a	n/a	n/a	n/a	n/a	n/a	n/a	92	72	63	n/a	n/a	n/a	n/a	n/a	n/a	62	45	32
Mental Health	183	234	184	248	215	261	236	245	209	312	176	221	202	248	217	263	184	229	175	288
<b>Sub Total</b>	<b>7,374</b>	<b>7,630</b>	<b>8,522</b>	<b>8,075</b>	<b>8,463</b>	<b>8,408</b>	<b>8,962</b>	<b>9,688</b>	<b>10,050</b>	<b>10,590</b>	<b>8,383</b>	<b>7,509</b>	<b>9,035</b>	<b>8,940</b>	<b>8,051</b>	<b>9,147</b>	<b>10,509</b>	<b>10,523</b>	<b>9,488</b>	<b>8,934</b>
Juvenile	546	414	462	397	454	446	698	561	610	555	517	339	418	437	388	367	507	664	579	492
Criminal A,B,C	298	504	586	548	661	762	912	982	1,079	925	384	457	496	455	551	535	916	876	1,020	828
Criminal D,E	3,052	3,189	4,256	4,520	5,350	6,178	4,796	5,115	5,167	5,585	2,902	5,138	5,045	2,643	3,610	2,978	3,742	4,332	4,823	4,963
Traffic Criminal	12,860	9,937	9,700	8,011	8,387	9,327	12,674	13,593	14,261	13,456	13,430	11,612	11,650	9,090	8,688	8,543	11,395	12,333	13,737	13,192
<b>Sub Total</b>	<b>16,756</b>	<b>14,043</b>	<b>15,004</b>	<b>13,476</b>	<b>14,852</b>	<b>16,711</b>	<b>19,080</b>	<b>20,251</b>	<b>21,117</b>	<b>20,523</b>	<b>17,213</b>	<b>17,546</b>	<b>17,608</b>	<b>12,625</b>	<b>13,237</b>	<b>12,423</b>	<b>16,562</b>	<b>18,205</b>	<b>20,150</b>	<b>19,475</b>
Civil Violations/Traffic Inf.	16,160	15,688	20,818	19,508	21,826	30,991	30,215	37,775	35,887	32,466	16,213	15,053	19,069	19,293	22,134	28,996	29,061	35,663	35,910	32,927
<b>TOTAL</b>	<b>40,290</b>	<b>37,361</b>	<b>44,344</b>	<b>41,057</b>	<b>45,141</b>	<b>58,110</b>	<b>58,257</b>	<b>67,714</b>	<b>67,054</b>	<b>63,579</b>	<b>41,809</b>	<b>40,108</b>	<b>45,713</b>	<b>40,858</b>	<b>43,422</b>	<b>50,556</b>	<b>58,132</b>	<b>64,391</b>	<b>65,557</b>	<b>61,336</b>

Footnotes and case type definitions appear at the end of this section.

DISTRICT X BIDDEFORD	FILINGS										DISPOSITIONS										TABLE DC-4 (con't.)	
	1981	1982	1983	1984	1985	1986	1987	1988	FY'89	FY'90	1981	1982	1983	1984	1985	1986	1987	1988	FY'89	FY'90		
General Civil	733	724	675	681	764	738	869	571	626	859	753	602	514	479	350	425	467	672	306	538		
Forcible Entry	n/a	n/a	n/a	n/a	n/a	n/a	n/a	230	211	183	n/a	n/a	n/a	n/a	n/a	n/a	n/a	159	143	140		
Land Use	n/a	n/a	n/a	n/a	n/a	n/a	n/a	28	29	17	n/a	n/a	n/a	n/a	n/a	n/a	n/a	7	10	5		
Money Judgments	221	185	157	143	140	168	190	202	186	189	109	28	34	136	27	63	54	65	48	78		
Small Claims	1,220	1,390	1,610	1,673	1,358	1,273	1,240	1,434	1,375	1,657	611	1,427	1,295	1,222	965	1,419	1,190	1,193	1,077	1,278		
Protection From Abuse	0	85	118	140	157	171	235	207	239	207	0	33	49	63	79	58	217	144	170	169		
Divorce	429	426	405	448	484	449	449	367	414	428	515	355	354	335	391	349	540	331	344	352		
Protection From Harassment	n/a	n/a	n/a	n/a	n/a	n/a	n/a	255	352	267	n/a	n/a	n/a	n/a	n/a	n/a	n/a	190	284	242		
Other Family Matters	n/a	n/a	n/a	n/a	n/a	n/a	n/a	69	81	145	n/a	n/a	n/a	n/a	n/a	n/a	n/a	25	24	30		
Protective Custody	n/a	n/a	n/a	n/a	n/a	n/a	n/a	40	42	25	n/a	n/a	n/a	n/a	n/a	n/a	n/a	11	6	13		
Mental Health	0	0	0	0	0	0	0	0	0	0	0	0	0	0	0	0	0	0	0	0		
<b>Sub Total</b>	<b>2,803</b>	<b>2,810</b>	<b>2,965</b>	<b>3,085</b>	<b>2,903</b>	<b>2,799</b>	<b>2,983</b>	<b>3,403</b>	<b>3,555</b>	<b>3,977</b>	<b>1,988</b>	<b>2,446</b>	<b>2,246</b>	<b>2,235</b>	<b>1,812</b>	<b>2,314</b>	<b>2,468</b>	<b>2,797</b>	<b>2,392</b>	<b>2,845</b>		
Juvenile	313	282	271	288	413	298	499	544	447	739	318	254	223	203	305	257	311	474	382	417		
Criminal A,B,C	313	274	282	292	255	397	390	508	550	377	312	256	256	244	304	386	326	362	446	327		
Criminal D,E	1,907	1,757	1,499	1,818	2,843	2,352	2,275	2,884	2,875	2,378	1,945	1,746	1,784	1,894	2,413	2,975	1,798	2,410	2,415	2,185		
Traffic Criminal	3,922	3,673	3,961	3,936	4,819	5,046	6,394	6,192	6,575	5,253	3,726	3,372	3,975	4,053	4,448	4,903	6,059	6,083	6,387	5,299		
<b>Sub Total</b>	<b>6,455</b>	<b>5,966</b>	<b>6,013</b>	<b>6,334</b>	<b>8,330</b>	<b>8,093</b>	<b>9,558</b>	<b>10,128</b>	<b>10,447</b>	<b>8,747</b>	<b>6,301</b>	<b>5,628</b>	<b>6,238</b>	<b>6,394</b>	<b>7,470</b>	<b>8,521</b>	<b>8,492</b>	<b>9,329</b>	<b>9,630</b>	<b>8,228</b>		
Civil Violations/Traffic Inf.	6,595	5,829	7,653	8,696	10,182	11,468	13,386	16,851	16,474	12,262	8,821	6,049	7,548	8,278	9,993	11,728	13,198	16,337	15,712	12,255		
<b>TOTAL</b>	<b>17,653</b>	<b>14,625</b>	<b>16,631</b>	<b>18,115</b>	<b>21,415</b>	<b>22,360</b>	<b>25,927</b>	<b>30,382</b>	<b>30,476</b>	<b>24,986</b>	<b>17,110</b>	<b>14,122</b>	<b>16,032</b>	<b>16,907</b>	<b>19,275</b>	<b>22,563</b>	<b>24,158</b>	<b>28,463</b>	<b>27,734</b>	<b>23,328</b>		

DISTRICT X SPRINGVALE	FILINGS										DISPOSITIONS									
	1981	1982	1983	1984	1985	1986	1987	1988	FY'89	FY'90	1981	1982	1983	1984	1985	1986	1987	1988	FY'89	FY'90
General Civil	302	245	264	303	331	349	350	350	378	446	265	377	210	226	449	436	307	280	269	341
Forcible Entry	n/a	n/a	n/a	n/a	n/a	n/a	n/a	74	82	91	n/a	n/a	n/a	n/a	n/a	n/a	n/a	71	75	86
Land Use	n/a	n/a	n/a	n/a	n/a	n/a	n/a	3	20	12	n/a	n/a	n/a	n/a	n/a	n/a	n/a	1	16	16
Money Judgments	77	59	47	54	59	98	82	136	104	142	67	65	28	24	33	34	62	93	87	91
Small Claims	561	588	696	869	777	766	703	498	666	847	385	375	366	484	555	512	485	593	426	664
Protection From Abuse	0	69	90	105	88	104	134	136	153	165	0	82	84	74	123	98	119	90	91	120
Divorce	292	268	266	298	288	274	300	274	270	315	353	265	229	242	349	265	238	309	279	265
Protection From Harassment	n/a	n/a	n/a	n/a	n/a	n/a	n/a	39	46	84	n/a	n/a	n/a	n/a	n/a	n/a	n/a	24	30	61
Other Family Matters	n/a	n/a	n/a	n/a	n/a	n/a	n/a	35	47	55	n/a	n/a	n/a	n/a	n/a	n/a	n/a	18	27	35
Protective Custody	n/a	n/a	n/a	n/a	n/a	n/a	n/a	20	18	22	n/a	n/a	n/a	n/a	n/a	n/a	n/a	22	23	11
Mental Health	0	1	0	1	0	0	0	0	0	0	0	1	0	1	0	0	0	0	0	0
<b>Sub Total</b>	<b>1,232</b>	<b>1,230</b>	<b>1,363</b>	<b>1,630</b>	<b>1,543</b>	<b>1,589</b>	<b>1,569</b>	<b>1,565</b>	<b>1,784</b>	<b>2,179</b>	<b>1,070</b>	<b>1,165</b>	<b>917</b>	<b>1,051</b>	<b>1,509</b>	<b>1,345</b>	<b>1,211</b>	<b>1,501</b>	<b>1,323</b>	<b>1,690</b>
Juvenile	119	102	149	189	297	257	199	331	326	234	85	77	145	117	200	200	180	228	299	206
Criminal A,B,C	119	152	179	222	265	254	213	378	356	322	104	103	163	179	210	220	174	286	333	286
Criminal D,E	762	843	948	1,023	1,494	1,527	1,398	1,457	1,400	1,569	713	799	913	955	1,225	1,318	1,226	1,371	1,329	1,434
Traffic Criminal	2173	1869	2071	1599	2092	2535	2442	2438	2456	2417	2346	1958	2038	1610	1995	2509	2404	2595	2,492	2,422
<b>Sub Total</b>	<b>3,173</b>	<b>2,966</b>	<b>3,347</b>	<b>3,033</b>	<b>4,148</b>	<b>4,573</b>	<b>4,250</b>	<b>4,604</b>	<b>4,538</b>	<b>4,542</b>	<b>3,248</b>	<b>2,937</b>	<b>3,259</b>	<b>2,861</b>	<b>3,630</b>	<b>4,247</b>	<b>3,984</b>	<b>4,480</b>	<b>4,453</b>	<b>4,348</b>
Civil Violations/Traffic Inf.	2,253	1,966	2,965	2,582	2,368	2,818	3,572	3,967	3,923	3,714	2,285	1,948	2,921	2,606	2,330	2,738	3,511	4,338	3,986	3,722
<b>TOTAL</b>	<b>6,658</b>	<b>6,162</b>	<b>7,875</b>	<b>7,245</b>	<b>8,059</b>	<b>8,980</b>	<b>9,391</b>	<b>10,136</b>	<b>10,245</b>	<b>10,435</b>	<b>6,583</b>	<b>6,050</b>	<b>7,097</b>	<b>6,518</b>	<b>7,469</b>	<b>8,330</b>	<b>8,706</b>	<b>10,319</b>	<b>9,762</b>	<b>9,780</b>

Footnotes and case type definitions appear at the end of this section.

TABLE DC-4  
(con't.)

DISTRICT X YORK	FILINGS										DISPOSITIONS									
	1981	1982	1983	1984	1985	1986	1987	1988	FY'89	FY'90	1981	1982	1983	1984	1985	1986	1987	1988	FY'89	FY'90
General Civil	194	205	209	211	205	216	226	220	225	384	254	177	206	206	189	166	175	164	130	258
Forcible Entry	n/a	n/a	n/a	n/a	n/a	n/a	n/a	41	34	43	n/a	n/a	n/a	n/a	n/a	n/a	n/a	29	31	26
Land Use	n/a	n/a	n/a	n/a	n/a	n/a	n/a	4	2	3	n/a	n/a	n/a	n/a	n/a	n/a	n/a	1	1	3
Money Judgments	58	53	40	40	40	47	68	59	56	50	85	43	33	46	43	31	45	58	56	44
Small Claims	291	226	346	428	452	350	347	411	381	422	298	227	307	382	483	386	308	362	361	359
Protection From Abuse	0	20	37	44	58	55	64	53	38	42	0	13	32	35	58	40	42	40	29	32
Divorce	199	192	154	174	179	155	175	223	214	194	214	187	176	125	167	130	126	180	197	161
Protection From Harassment	n/a	n/a	n/a	n/a	n/a	n/a	n/a	17	30	43	n/a	n/a	n/a	n/a	n/a	n/a	n/a	15	19	35
Other Family Matters	n/a	n/a	n/a	n/a	n/a	n/a	n/a	8	7	12	n/a	n/a	n/a	n/a	n/a	n/a	n/a	3	4	7
Protective Custody	n/a	n/a	n/a	n/a	n/a	n/a	n/a	4	2	2	n/a	n/a	n/a	n/a	n/a	n/a	n/a	0	1	2
Mental Health	0	0	0	0	0	0	0	0	0	0	0	0	0	0	0	0	0	0	0	0
<b>Sub Total</b>	<b>740</b>	<b>696</b>	<b>786</b>	<b>897</b>	<b>934</b>	<b>823</b>	<b>878</b>	<b>1,040</b>	<b>989</b>	<b>1,195</b>	<b>851</b>	<b>647</b>	<b>754</b>	<b>794</b>	<b>940</b>	<b>753</b>	<b>696</b>	<b>852</b>	<b>829</b>	<b>927</b>
Juvenile	41	71	52	51	86	65	85	122	145	115	37	55	45	53	46	41	40	102	152	93
Criminal A,B,C	122	130	127	104	127	103	199	214	273	307	114	123	108	80	94	110	108	153	215	230
Criminal D,E	679	683	626	650	738	581	603	706	753	871	739	615	588	530	508	549	432	656	887	838
Traffic Criminal	4,345	4,406	5,719	5,689	6,240	5,723	5,157	6,660	7,239	6,802	4,338	6,137	5,447	5,235	6,030	6,158	5,061	6,450	6,803	6,662
<b>Sub Total</b>	<b>5,187</b>	<b>5,290</b>	<b>6,524</b>	<b>6,484</b>	<b>7,191</b>	<b>6,452</b>	<b>6,044</b>	<b>7,704</b>	<b>8,410</b>	<b>8,095</b>	<b>5,228</b>	<b>6,930</b>	<b>6,186</b>	<b>5,898</b>	<b>6,678</b>	<b>6,858</b>	<b>5,641</b>	<b>7,361</b>	<b>7,857</b>	<b>7,823</b>
Civil Violations/Traffic Inf.	3,387	3,205	4,493	5,767	6,793	6,847	7,831	7,245	7,144	7,962	3,522	2,982	4,381	5,489	6,366	7,112	8,229	7,693	7,181	7,955
<b>TOTAL</b>	<b>9,314</b>	<b>9,191</b>	<b>11,803</b>	<b>13,178</b>	<b>14,918</b>	<b>14,122</b>	<b>14,753</b>	<b>15,989</b>	<b>16,543</b>	<b>17,252</b>	<b>9,601</b>	<b>10,559</b>	<b>11,323</b>	<b>12,181</b>	<b>13,984</b>	<b>14,723</b>	<b>14,566</b>	<b>15,906</b>	<b>15,867</b>	<b>16,705</b>

DISTRICT XI LIVERMORE FALLS	FILINGS										DISPOSITIONS									
	1981	1982	1983	1984	1985	1986	1987	1988	FY'89	FY'90	1981	1982	1983	1984	1985	1986	1987	1988	FY'89	FY'90
General Civil	84	58	35	52	47	59	58	56	52	57	73	76	45	47	55	51	51	61	61	63
Forcible Entry	n/a	n/a	n/a	n/a	n/a	n/a	n/a	16	17	17	n/a	n/a	n/a	n/a	n/a	n/a	n/a	16	17	13
Land Use	n/a	n/a	n/a	n/a	n/a	n/a	n/a	2	2	0	n/a	n/a	n/a	n/a	n/a	n/a	n/a	0	0	1
Money Judgments	33	25	9	20	21	17	24	17	16	26	7	42	17	28	21	12	12	31	30	24
Small Claims	186	249	207	202	220	276	245	226	214	302	128	279	224	191	219	254	205	246	215	301
Protection From Abuse	0	6	11	12	24	20	41	31	38	41	0	8	12	11	18	21	39	26	37	41
Divorce	64	50	50	48	56	47	57	52	53	51	58	60	55	45	57	57	46	54	56	53
Protection From Harassment	n/a	n/a	n/a	n/a	n/a	n/a	n/a	31	33	24	n/a	n/a	n/a	n/a	n/a	n/a	n/a	28	29	25
Other Family Matters	n/a	n/a	n/a	n/a	n/a	n/a	n/a	5	8	6	n/a	n/a	n/a	n/a	n/a	n/a	n/a	2	3	2
Protective Custody	n/a	n/a	n/a	n/a	n/a	n/a	n/a	3	2	1	n/a	n/a	n/a	n/a	n/a	n/a	n/a	3	1	0
Mental Health	0	0	0	0	0	0	0	0	0	0	0	0	0	0	0	0	0	0	0	0
<b>Sub Total</b>	<b>367</b>	<b>388</b>	<b>312</b>	<b>334</b>	<b>368</b>	<b>418</b>	<b>425</b>	<b>439</b>	<b>435</b>	<b>525</b>	<b>266</b>	<b>465</b>	<b>353</b>	<b>322</b>	<b>370</b>	<b>395</b>	<b>353</b>	<b>467</b>	<b>449</b>	<b>523</b>
Juvenile	64	12	15	28	27	58	27	19	18	45	57	20	16	28	23	48	37	29	22	30
Criminal A,B,C	26	19	28	18	23	21	14	24	28	42	17	30	18	18	26	22	16	32	31	36
Criminal D,E	267	226	196	139	183	254	226	241	269	264	227	254	171	148	191	232	196	225	220	279
Traffic Criminal	464	407	369	318	328	358	571	648	666	557	478	397	329	353	336	350	511	621	645	552
<b>Sub Total</b>	<b>821</b>	<b>664</b>	<b>608</b>	<b>503</b>	<b>581</b>	<b>691</b>	<b>836</b>	<b>933</b>	<b>981</b>	<b>908</b>	<b>779</b>	<b>701</b>	<b>534</b>	<b>547</b>	<b>578</b>	<b>652</b>	<b>760</b>	<b>907</b>	<b>918</b>	<b>897</b>
Civil Violations/Traffic Inf.	412	586	616	740	589	592	773	1,033	1,138	1,046	420	576	574	729	602	576	744	1,088	1,156	1,042
<b>TOTAL</b>	<b>1,600</b>	<b>1,638</b>	<b>1,536</b>	<b>1,577</b>	<b>1,518</b>	<b>1,701</b>	<b>2,036</b>	<b>2,405</b>	<b>2,554</b>	<b>2,479</b>	<b>1,465</b>	<b>1,742</b>	<b>1,461</b>	<b>1,598</b>	<b>1,548</b>	<b>1,623</b>	<b>1,857</b>	<b>2,462</b>	<b>2,523</b>	<b>2,462</b>

Footnotes and case type definitions appear at the end of this section.

DISTRICT XI	FILINGS										DISPOSITIONS										TABLE DC-4 (cont.)	
	<u>HUMFORD</u>	1991	1992	1993	1994	1995	1996	1997	1998	FY99	FY00	1991	1992	1993	1994	1995	1996	1997	1998	FY99	FY00	
General Civil	170	164	122	101	156	174	199	141	150	150	264	163	152	87	171	163	211	161	171	169		
Forcible Entry	n/a	n/a	n/a	n/a	n/a	n/a	n/a	22	35	24	n/a	n/a	n/a	n/a	n/a	n/a	n/a	21	36	19		
Land Use	n/a	n/a	n/a	n/a	n/a	n/a	n/a	0	0	0	n/a	n/a	n/a	n/a	n/a	n/a	n/a	0	0	0		
Money Judgments	117	126	73	101	98	90	87	92	80	75	343	280	156	85	79	145	136	108	74	94		
Small Claims	779	838	761	665	741	882	1,002	587	545	701	799	833	799	727	690	832	1,033	644	537	703		
Protection From Abuse	0	11	10	37	42	68	75	55	48	56	0	8	7	24	50	73	68	67	53	58		
Divorce	118	98	112	118	115	120	106	108	120	117	191	84	121	105	122	97	138	116	112	117		
Protection From Harassment	n/a	n/a	n/a	n/a	n/a	n/a	n/a	73	82	43	n/a	n/a	n/a	n/a	n/a	n/a	n/a	73	90	48		
Other Family Matters	n/a	n/a	n/a	n/a	n/a	n/a	n/a	22	14	11	n/a	n/a	n/a	n/a	n/a	n/a	n/a	9	10	9		
Protective Custody	n/a	n/a	n/a	n/a	n/a	n/a	n/a	3	4	3	n/a	n/a	n/a	n/a	n/a	n/a	n/a	0	0	3		
Mental Health	0	0	0	0	0	0	0	0	0	0	0	0	0	0	0	0	0	0	0	0		
<b>Sub Total</b>	<b>1,184</b>	<b>1,237</b>	<b>1,078</b>	<b>1,022</b>	<b>1,152</b>	<b>1,334</b>	<b>1,469</b>	<b>1,103</b>	<b>1,084</b>	<b>1,188</b>	<b>1,597</b>	<b>1,368</b>	<b>1,235</b>	<b>1,028</b>	<b>1,112</b>	<b>1,310</b>	<b>1,567</b>	<b>1,199</b>	<b>1,083</b>	<b>1,218</b>		
Juvenile	135	65	78	48	83	77	56	82	78	118	105	89	52	53	70	92	59	75	74	81		
Criminal A,B,C	64	34	36	41	46	24	37	43	51	122	62	35	12	46	13	12	112	41	34	100		
Criminal D,E	591	440	404	370	446	542	482	440	483	714	524	401	384	344	388	500	409	318	390	628		
Traffic Criminal	894	860	665	550	613	594	885	840	956	936	744	736	626	510	565	555	780	720	893	853		
<b>Sub Total</b>	<b>1,884</b>	<b>1,399</b>	<b>1,183</b>	<b>1,009</b>	<b>1,189</b>	<b>1,237</b>	<b>1,460</b>	<b>1,405</b>	<b>1,548</b>	<b>1,890</b>	<b>1,435</b>	<b>1,261</b>	<b>1,074</b>	<b>953</b>	<b>1,034</b>	<b>1,159</b>	<b>1,360</b>	<b>1,154</b>	<b>1,391</b>	<b>1,662</b>		
Civil Violations/Traffic Inf.	892	955	997	712	735	896	1,185	1,222	1,517	1,703	779	937	968	719	745	873	1,117	1,140	1,502	1,667		
<b>TOTAL</b>	<b>3,760</b>	<b>3,591</b>	<b>3,258</b>	<b>2,743</b>	<b>3,075</b>	<b>3,467</b>	<b>4,114</b>	<b>3,730</b>	<b>4,149</b>	<b>4,781</b>	<b>3,811</b>	<b>3,566</b>	<b>3,277</b>	<b>2,700</b>	<b>2,891</b>	<b>3,342</b>	<b>4,064</b>	<b>3,493</b>	<b>3,976</b>	<b>4,547</b>		

DISTRICT XI	FILINGS										DISPOSITIONS										TABLE DC-4 (cont.)	
	<u>SOUTH PARIS</u>	1991	1992	1993	1994	1995	1996	1997	1998	FY99	FY00	1991	1992	1993	1994	1995	1996	1997	1998	FY99	FY00	
General Civil	138	115	97	153	147	210	243	162	165	203	153	90	144	118	117	207	178	176	165	176		
Forcible Entry	n/a	n/a	n/a	n/a	n/a	n/a	n/a	41	28	42	n/a	n/a	n/a	n/a	n/a	n/a	n/a	42	27	39		
Land Use	n/a	n/a	n/a	n/a	n/a	n/a	n/a	0	1	1	n/a	n/a	n/a	n/a	n/a	n/a	n/a	0	0	2		
Money Judgments	67	29	24	28	39	64	58	98	85	96	65	19	18	26	32	39	44	61	41	47		
Small Claims	729	999	1,372	827	1,335	1,528	1,827	1,526	1,887	1,670	658	823	1,202	836	1,111	1,480	1,663	1,327	1,542	1,445		
Protection From Abuse	0	26	29	44	43	74	75	66	91	97	0	20	24	38	41	74	72	54	81	72		
Divorce	154	132	113	144	152	157	163	145	158	151	144	129	134	137	141	155	158	160	148	135		
Protection From Harassment	n/a	n/a	n/a	n/a	n/a	n/a	n/a	82	83	37	n/a	n/a	n/a	n/a	n/a	n/a	n/a	n/a	64	48		
Other Family Matters	n/a	n/a	n/a	n/a	n/a	n/a	n/a	19	24	12	n/a	n/a	n/a	n/a	n/a	n/a	n/a	13	13	7		
Protective Custody	n/a	n/a	n/a	n/a	n/a	n/a	n/a	5	2	9	n/a	n/a	n/a	n/a	n/a	n/a	n/a	4	2	5		
Mental Health	0	0	0	0	0	0	0	0	0	0	0	0	0	0	0	0	0	0	0	0		
<b>Sub Total</b>	<b>1,088</b>	<b>1,301</b>	<b>1,635</b>	<b>1,196</b>	<b>1,716</b>	<b>2,033</b>	<b>2,384</b>	<b>2,146</b>	<b>2,524</b>	<b>2,318</b>	<b>1,020</b>	<b>1,081</b>	<b>1,522</b>	<b>1,155</b>	<b>1,442</b>	<b>1,955</b>	<b>2,116</b>	<b>1,901</b>	<b>2,067</b>	<b>1,951</b>		
Juvenile	46	76	83	56	92	76	27	92	55	174	90	82	99	47	86	73	14	51	42	165		
Criminal A,B,C	70	89	62	58	78	56	49	32	45	85	73	59	51	62	71	59	39	32	35	71		
Criminal D,E	312	409	246	227	368	404	368	439	496	480	307	338	265	194	313	387	340	323	432	438		
Traffic Criminal	816	613	620	571	556	533	685	623	662	660	766	523	552	535	535	503	626	473	635	623		
<b>Sub Total</b>	<b>1,246</b>	<b>1,167</b>	<b>1,011</b>	<b>912</b>	<b>1,094</b>	<b>1,089</b>	<b>1,129</b>	<b>1,186</b>	<b>1,278</b>	<b>1,399</b>	<b>1,236</b>	<b>1,002</b>	<b>967</b>	<b>838</b>	<b>1,005</b>	<b>1,022</b>	<b>1,019</b>	<b>879</b>	<b>1,144</b>	<b>1,297</b>		
Civil Violations/Traffic Inf.	468	515	543	685	703	938	960	1,301	1,358	1,109	683	530	559	634	672	871	897	1,136	1,384	1,069		
<b>TOTAL</b>	<b>2,800</b>	<b>2,983</b>	<b>3,189</b>	<b>2,793</b>	<b>3,513</b>	<b>4,040</b>	<b>4,453</b>	<b>4,833</b>	<b>5,160</b>	<b>4,826</b>	<b>2,939</b>	<b>2,813</b>	<b>3,048</b>	<b>2,627</b>	<b>3,119</b>	<b>3,848</b>	<b>4,032</b>	<b>3,916</b>	<b>4,595</b>	<b>4,317</b>		

Footnotes and case type definitions appear at the end of this section.

TABLE DC-4  
(con't.)

DISTRICT XII FARMINGTON	FILINGS										DISPOSITIONS									
	1991	1992	1993	1994	1995	1996	1997	1998	FY'99	FY'00	1991	1992	1993	1994	1995	1996	1997	1998	FY'99	FY'00
General Civil	266	242	186	195	238	226	227	197	215	202	271	202	199	188	206	230	196	214	208	264
Forcible Entry	n/a	n/a	n/a	n/a	n/a	n/a	n/a	39	38	31	n/a	n/a	n/a	n/a	n/a	n/a	n/a	32	32	33
Land Use	n/a	n/a	n/a	n/a	n/a	n/a	n/a	0	0	0	n/a	n/a	n/a	n/a	n/a	n/a	n/a	0	0	0
Money Judgments	162	143	87	83	87	72	64	76	93	123	170	152	103	81	85	72	71	61	74	112
Small Claims	659	730	826	893	924	773	682	672	771	742	596	678	904	795	921	846	875	891	817	715
Protection From Abuse	0	25	26	40	42	48	58	81	89	96	0	16	24	36	37	50	53	66	83	93
Divorce	137	137	142	169	154	153	146	163	165	163	147	141	119	154	124	154	148	149	142	146
Protection From Harassment	n/a	n/a	n/a	n/a	n/a	n/a	n/a	21	32	41	n/a	n/a	n/a	n/a	n/a	n/a	n/a	21	33	33
Other Family Matters	n/a	n/a	n/a	n/a	n/a	n/a	n/a	35	16	21	n/a	n/a	n/a	n/a	n/a	n/a	n/a	18	20	16
Protective Custody	n/a	n/a	n/a	n/a	n/a	n/a	n/a	6	7	8	n/a	n/a	n/a	n/a	n/a	n/a	n/a	1	1	9
Mental Health	0	0	0	0	0	0	0	0	0	0	0	0	0	0	0	0	0	0	0	0
<b>Sub Total</b>	<b>1,224</b>	<b>1,277</b>	<b>1,267</b>	<b>1,380</b>	<b>1,445</b>	<b>1,272</b>	<b>1,177</b>	<b>1,290</b>	<b>1,426</b>	<b>1,517</b>	<b>1,184</b>	<b>1,189</b>	<b>1,349</b>	<b>1,254</b>	<b>1,373</b>	<b>1,352</b>	<b>1,141</b>	<b>1,253</b>	<b>1,410</b>	<b>1,421</b>
Juvenile	52	137	39	55	60	66	52	70	86	48	50	120	61	44	60	71	72	39	81	48
Criminal A,B,C	73	76	82	131	85	80	85	101	104	103	78	71	76	90	115	84	86	78	95	101
Criminal D,E	449	545	403	461	538	576	668	718	863	702	457	544	406	443	560	544	628	619	800	695
Traffic Criminal	1,221	1,042	1,003	892	919	914	1,034	1,076	1,125	1,067	1,184	1,033	956	888	903	889	1,025	984	1,112	1,035
<b>Sub Total</b>	<b>1,795</b>	<b>1,800</b>	<b>1,527</b>	<b>1,539</b>	<b>1,602</b>	<b>1,636</b>	<b>1,839</b>	<b>1,965</b>	<b>2,178</b>	<b>1,920</b>	<b>1,769</b>	<b>1,768</b>	<b>1,499</b>	<b>1,465</b>	<b>1,638</b>	<b>1,588</b>	<b>1,811</b>	<b>1,720</b>	<b>2,088</b>	<b>1,879</b>
Civil Violations/Traffic Inf.	2,088	1,814	1,646	1,713	1,697	1,362	1,512	2,018	2,158	1,892	2,051	1,809	1,572	1,761	1,666	1,382	1,552	1,958	2,087	1,924
<b>TOTAL</b>	<b>5,107</b>	<b>4,891</b>	<b>4,440</b>	<b>4,632</b>	<b>4,744</b>	<b>4,290</b>	<b>4,528</b>	<b>5,273</b>	<b>5,782</b>	<b>5,329</b>	<b>5,004</b>	<b>4,766</b>	<b>4,420</b>	<b>4,480</b>	<b>4,677</b>	<b>4,322</b>	<b>4,504</b>	<b>4,931</b>	<b>5,585</b>	<b>5,224</b>

DISTRICT XII SKOWHEGAN	FILINGS										DISPOSITIONS									
	1991	1992	1993	1994	1995	1996	1997	1998	FY'99	FY'00	1991	1992	1993	1994	1995	1996	1997	1998	FY'99	FY'00
General Civil	482	377	359	469	404	424	453	338	330	371	405	479	403	441	413	393	371	378	294	344
Forcible Entry	n/a	n/a	n/a	n/a	n/a	n/a	n/a	71	87	81	n/a	n/a	n/a	n/a	n/a	n/a	n/a	65	85	79
Land Use	n/a	n/a	n/a	n/a	n/a	n/a	n/a	8	8	3	n/a	n/a	n/a	n/a	n/a	n/a	n/a	3	9	3
Money Judgments	214	193	193	202	183	174	133	177	168	195	196	173	195	154	321	177	126	187	132	184
Small Claims	1,005	1,135	1,330	1,396	1,266	1,593	1,435	1,313	1,221	1,386	740	1,031	1,260	1,429	1,181	1,719	1,349	1,214	1,231	1,423
Protection From Abuse	0	87	115	125	141	160	170	185	214	266	0	89	105	108	144	151	161	158	193	246
Divorce	237	196	238	263	251	235	265	305	287	290	204	253	236	272	247	204	244	290	257	267
Protection From Harassment	n/a	n/a	n/a	n/a	n/a	n/a	n/a	145	177	119	n/a	n/a	n/a	n/a	n/a	n/a	n/a	120	144	116
Other Family Matters	n/a	n/a	n/a	n/a	n/a	n/a	n/a	58	82	73	n/a	n/a	n/a	n/a	n/a	n/a	n/a	47	53	64
Protective Custody	n/a	n/a	n/a	n/a	n/a	n/a	n/a	31	24	22	n/a	n/a	n/a	n/a	n/a	n/a	n/a	20	29	17
Mental Health	0	0	0	0	0	0	0	0	0	0	0	1	0	0	0	0	0	0	0	0
<b>Sub Total</b>	<b>1,938</b>	<b>1,988</b>	<b>2,235</b>	<b>2,455</b>	<b>2,245</b>	<b>2,586</b>	<b>2,456</b>	<b>2,631</b>	<b>2,578</b>	<b>2,806</b>	<b>1,545</b>	<b>2,006</b>	<b>2,199</b>	<b>2,404</b>	<b>2,306</b>	<b>2,644</b>	<b>2,251</b>	<b>2,482</b>	<b>2,427</b>	<b>2,743</b>
Juvenile	166	110	134	176	156	159	379	336	396	389	202	120	110	165	143	124	290	341	322	415
Criminal A,B,C	132	136	188	146	167	168	207	217	229	305	136	119	195	125	146	116	169	189	218	220
Criminal D,E	1,243	950	1,053	1,054	1,035	1,235	1,432	1,532	1,770	1,728	1,210	1,012	932	1,003	1,026	1,194	1,151	1,269	1,568	1,575
Traffic Criminal	2,239	1,953	1,978	1,617	2,035	2,044	1,955	2,384	2,519	2,562	2,210	1,931	1,918	1,477	1,688	1,911	1,736	2,008	2,108	2,200
<b>Sub Total</b>	<b>3,780</b>	<b>3,149</b>	<b>3,353</b>	<b>2,993</b>	<b>3,393</b>	<b>3,606</b>	<b>3,973</b>	<b>4,469</b>	<b>4,914</b>	<b>4,984</b>	<b>3,758</b>	<b>3,182</b>	<b>3,155</b>	<b>2,770</b>	<b>3,203</b>	<b>3,347</b>	<b>3,346</b>	<b>3,807</b>	<b>4,216</b>	<b>4,410</b>
Civil Violations/Traffic Inf.	3,530	2,801	2,716	3,221	3,038	2,984	2,995	3,615	3,742	3,173	3,383	2,666	2,578	3,071	2,925	2,683	2,750	3,445	3,641	2,984
<b>TOTAL</b>	<b>9,248</b>	<b>7,738</b>	<b>8,304</b>	<b>8,669</b>	<b>8,676</b>	<b>9,176</b>	<b>9,424</b>	<b>10,715</b>	<b>11,234</b>	<b>10,963</b>	<b>8,688</b>	<b>7,854</b>	<b>7,932</b>	<b>8,245</b>	<b>8,434</b>	<b>8,874</b>	<b>8,347</b>	<b>9,734</b>	<b>10,284</b>	<b>10,137</b>

Footnotes and case type definitions appear at the end of this section.

DISTRICT XIII <u>DOVER-FOXCROFT</u>	FILINGS										DISPOSITIONS										TABLE DC-4 (con't.)	
	1981	1982	1983	1984	1985	1986	1987	1988	FY'89	FY'90	1981	1982	1983	1984	1985	1986	1987	1988	FY'89	FY'90		
General Civil	124	127	103	84	96	96	100	91	83	130	137	153	134	87	105	115	102	88	89	109		
Forcible Entry	n/a	n/a	n/a	n/a	n/a	n/a	n/a	19	22	19	n/a	n/a	n/a	n/a	n/a	n/a	n/a	19	21	24		
Land Use	n/a	n/a	n/a	n/a	n/a	n/a	n/a	0	1	2	n/a	n/a	n/a	n/a	n/a	n/a	n/a	0	0	3		
Money Judgments	62	36	42	33	37	40	39	48	40	77	71	37	41	41	34	36	34	44	45	91		
Small Claims	506	478	325	349	392	438	396	430	422	537	498	515	339	303	442	434	364	433	391	559		
Protection From Abuse	0	24	26	60	46	66	77	96	90	84	0	17	28	44	39	63	67	91	88	89		
Divorce	149	135	134	130	125	112	149	145	120	130	153	126	147	132	128	103	174	137	119	111		
Protection From Harassment	n/a	n/a	n/a	n/a	n/a	n/a	n/a	55	60	25	n/a	n/a	n/a	n/a	n/a	n/a	n/a	49	54	29		
Other Family Matters	n/a	n/a	n/a	n/a	n/a	n/a	n/a	21	25	16	n/a	n/a	n/a	n/a	n/a	n/a	n/a	12	16	13		
Protective Custody	n/a	n/a	n/a	n/a	n/a	n/a	n/a	14	17	21	n/a	n/a	n/a	n/a	n/a	n/a	n/a	9	12	19		
Mental Health	0	0	1	1	2	4	3	2	1	2	0	0	1	1	2	4	3	2	1	2		
<b>Sub Total</b>	<b>841</b>	<b>800</b>	<b>631</b>	<b>657</b>	<b>698</b>	<b>756</b>	<b>764</b>	<b>921</b>	<b>881</b>	<b>1,049</b>	<b>859</b>	<b>848</b>	<b>690</b>	<b>608</b>	<b>750</b>	<b>755</b>	<b>744</b>	<b>884</b>	<b>838</b>	<b>1,049</b>		
Juvenile	70	38	65	42	57	20	57	124	117	69	59	43	58	37	43	44	46	79	132	65		
Criminal A,B,C	87	104	69	83	98	84	87	60	66	84	76	94	81	79	103	91	69	81	69	73		
Criminal D,E	667	787	707	664	693	721	771	680	635	697	683	804	711	629	721	732	780	695	595	656		
Traffic Criminal	670	538	640	567	565	595	812	853	832	869	690	551	666	566	543	638	792	826	880	784		
<b>Sub Total</b>	<b>1,474</b>	<b>1,465</b>	<b>1,481</b>	<b>1,356</b>	<b>1,433</b>	<b>1,420</b>	<b>1,727</b>	<b>1,717</b>	<b>1,650</b>	<b>1,719</b>	<b>1,508</b>	<b>1,492</b>	<b>1,516</b>	<b>1,311</b>	<b>1,410</b>	<b>1,505</b>	<b>1,667</b>	<b>1,661</b>	<b>1,676</b>	<b>1,578</b>		
Civil Violations/Traffic Inf.	541	754	949	1,035	1,187	1,287	1,733	1,849	1,756	1,622	532	780	973	1,060	1,222	1,332	1,771	1,858	1,852	1,558		
<b>TOTAL</b>	<b>2,856</b>	<b>3,019</b>	<b>3,061</b>	<b>3,048</b>	<b>3,318</b>	<b>3,463</b>	<b>4,224</b>	<b>4,487</b>	<b>4,287</b>	<b>4,364</b>	<b>2,899</b>	<b>3,130</b>	<b>3,179</b>	<b>2,979</b>	<b>3,362</b>	<b>3,592</b>	<b>4,182</b>	<b>4,403</b>	<b>4,364</b>	<b>4,185</b>		

DISTRICT XIII <u>LINCOLN</u>	FILINGS										DISPOSITIONS										TABLE DC-4 (con't.)	
	1981	1982	1983	1984	1985	1986	1987	1988	FY'89	FY'90	1981	1982	1983	1984	1985	1986	1987	1988	FY'89	FY'90		
General Civil	109	118	92	82	82	82	114	120	147	105	132	133	64	74	75	59	84	113	125	102		
Forcible Entry	n/a	n/a	n/a	n/a	n/a	n/a	n/a	11	14	15	n/a	n/a	n/a	n/a	n/a	n/a	n/a	10	15	16		
Land Use	n/a	n/a	n/a	n/a	n/a	n/a	n/a	1	1	0	n/a	n/a	n/a	n/a	n/a	n/a	n/a	0	0	1		
Money Judgments	71	46	59	44	27	22	26	46	59	56	69	57	30	18	13	7	22	27	39	32		
Small Claims	351	245	348	204	196	233	303	401	427	329	336	247	339	174	223	206	278	332	393	298		
Protection From Abuse	0	5	4	3	0	23	19	36	34	32	0	6	1	2	0	15	13	33	32	31		
Divorce	91	74	62	66	81	71	59	62	66	88	105	79	60	56	68	67	67	67	70	85		
Protection From Harassment	n/a	n/a	n/a	n/a	n/a	n/a	n/a	5	14	15	n/a	n/a	n/a	n/a	n/a	n/a	n/a	4	14	13		
Other Family Matters	n/a	n/a	n/a	n/a	n/a	n/a	n/a	27	21	21	n/a	n/a	n/a	n/a	n/a	n/a	n/a	5	14	9		
Protective Custody	n/a	n/a	n/a	n/a	n/a	n/a	n/a	6	13	17	n/a	n/a	n/a	n/a	n/a	n/a	n/a	4	9	13		
Mental Health	0	0	0	0	0	0	0	0	0	0	0	0	0	0	0	0	0	0	0	0		
<b>Sub Total</b>	<b>622</b>	<b>488</b>	<b>565</b>	<b>399</b>	<b>386</b>	<b>431</b>	<b>521</b>	<b>715</b>	<b>796</b>	<b>678</b>	<b>642</b>	<b>522</b>	<b>494</b>	<b>324</b>	<b>379</b>	<b>354</b>	<b>464</b>	<b>595</b>	<b>711</b>	<b>600</b>		
Juvenile	30	28	11	14	18	8	4	29	35	17	23	31	11	16	12	9	4	28	17	17		
Criminal A,B,C	14	38	23	33	21	33	34	29	35	48	20	38	21	34	22	28	26	28	39	34		
Criminal D,E	394	493	277	350	307	349	377	263	285	389	390	484	293	317	258	310	331	263	272	314		
Traffic Criminal	292	425	407	495	483	495	701	698	661	665	271	402	400	461	390	466	619	610	615	666		
<b>Sub Total</b>	<b>730</b>	<b>982</b>	<b>718</b>	<b>692</b>	<b>829</b>	<b>885</b>	<b>1,116</b>	<b>1,019</b>	<b>1,016</b>	<b>1,097</b>	<b>704</b>	<b>955</b>	<b>725</b>	<b>828</b>	<b>682</b>	<b>813</b>	<b>980</b>	<b>929</b>	<b>943</b>	<b>1,031</b>		
Civil Violations/Traffic Inf.	2,009	1,804	1,885	1,936	1,846	1,769	2,073	2,639	2,514	2,318	2,038	1,805	1,932	1,654	1,807	1,710	2,142	2,650	2,558	2,331		
<b>TOTAL</b>	<b>3,361</b>	<b>3,274</b>	<b>3,166</b>	<b>3,227</b>	<b>3,061</b>	<b>3,085</b>	<b>3,710</b>	<b>4,373</b>	<b>4,326</b>	<b>4,091</b>	<b>3,384</b>	<b>3,282</b>	<b>3,151</b>	<b>3,006</b>	<b>2,868</b>	<b>2,877</b>	<b>3,586</b>	<b>4,174</b>	<b>4,212</b>	<b>3,962</b>		

Footnotes and case type definitions appear at the end of this section.

DISTRICT XIII  
MILLINOCKET

FILINGS

	1991	1992	1993	1994	1995	1996	1997	1998	FY99	FY00
General Civil	114	118	118	107	76	69	149	90	124	122
Forcible Entry	n/a	n/a	n/a	n/a	n/a	n/a	n/a	12	14	8
Land Use	n/a	n/a	n/a	n/a	n/a	n/a	n/a	0	0	0
Money Judgments	81	73	55	44	47	22	39	43	60	81
Small Claims	255	232	182	161	195	157	215	139	155	450
Protection From Abuse	0	4	18	20	19	25	17	38	41	21
Divorce	75	58	80	83	68	71	65	63	67	68
Protection From Harassment	n/a	n/a	n/a	n/a	n/a	n/a	n/a	27	32	23
Other Family Matters	n/a	n/a	n/a	n/a	n/a	n/a	n/a	28	22	22
Protective Custody	n/a	n/a	n/a	n/a	n/a	n/a	n/a	13	16	6
Mental Health	0	0	2	1	1	3	0	0	0	2
<b>Sub Total</b>	<b>525</b>	<b>485</b>	<b>435</b>	<b>416</b>	<b>408</b>	<b>347</b>	<b>485</b>	<b>454</b>	<b>531</b>	<b>803</b>
Juvenile	71	55	35	13	13	39	21	35	37	51
Criminal A,B,C	43	22	19	30	31	33	36	22	24	35
Criminal D,E	572	471	637	775	738	485	477	447	449	395
Traffic Criminal	690	338	435	325	345	441	581	498	492	507
<b>Sub Total</b>	<b>1,378</b>	<b>886</b>	<b>1,126</b>	<b>1,143</b>	<b>1,127</b>	<b>998</b>	<b>1,115</b>	<b>1,002</b>	<b>1,002</b>	<b>988</b>
Civil Violations/Traffic Inf.	964	637	863	808	941	1,339	1,516	1,617	1,459	976
<b>TOTAL</b>	<b>2,865</b>	<b>2,008</b>	<b>2,424</b>	<b>2,365</b>	<b>2,474</b>	<b>2,684</b>	<b>3,116</b>	<b>3,073</b>	<b>2,992</b>	<b>2,787</b>

DISPOSITIONS

	1991	1992	1993	1994	1995	1996	1997	1998	FY99	FY00
General Civil	123	156	138	121	108	89	128	74	97	105
Forcible Entry	n/a	n/a	n/a	n/a	n/a	n/a	n/a	9	7	9
Land Use	n/a	n/a	n/a	n/a	n/a	n/a	n/a	0	0	0
Money Judgments	203	93	69	45	62	26	49	49	53	77
Small Claims	296	247	186	153	185	159	238	128	145	401
Protection From Abuse	0	3	16	18	12	18	13	35	39	22
Divorce	121	107	88	75	60	65	71	81	63	64
Protection From Harassment	n/a	n/a	n/a	n/a	n/a	n/a	n/a	25	30	24
Other Family Matters	n/a	n/a	n/a	n/a	n/a	n/a	n/a	9	18	18
Protective Custody	n/a	n/a	n/a	n/a	n/a	n/a	n/a	11	10	10
Mental Health	0	0	2	1	1	3	0	0	0	2
<b>Sub Total</b>	<b>743</b>	<b>606</b>	<b>499</b>	<b>413</b>	<b>428</b>	<b>360</b>	<b>499</b>	<b>421</b>	<b>462</b>	<b>732</b>
Juvenile	61	68	20	28	13	57	20	41	51	49
Criminal A,B,C	35	25	23	25	22	17	33	21	19	31
Criminal D,E	585	593	616	834	820	520	461	428	452	413
Traffic Criminal	683	427	410	318	305	336	540	459	471	476
<b>Sub Total</b>	<b>1,364</b>	<b>1,113</b>	<b>1,069</b>	<b>1,203</b>	<b>1,160</b>	<b>930</b>	<b>1,054</b>	<b>949</b>	<b>993</b>	<b>971</b>
Civil Violations/Traffic Inf.	1,007	875	784	908	1,009	1,497	1,614	1,645	1,498	1,088
<b>TOTAL</b>	<b>3,114</b>	<b>2,594</b>	<b>2,352</b>	<b>2,522</b>	<b>2,597</b>	<b>2,787</b>	<b>3,167</b>	<b>3,015</b>	<b>2,953</b>	<b>2,791</b>

TABLE DC-4  
(cont.)

Footnotes and case type definitions appear at the end of this section.

DISTRICT COURT - CHILD PROTECTIVE FILINGS DETAIL (a)

TABLE DC-5

	<u>1986</u>	<u>1987</u>	<u>1988</u>	<u>FY'89</u>	<u>FY'90</u>
<b><u>DISTRICT 1:</u></b>					
• Caribou	19	22	13	15	13
• Fort Kent	(b)	(b)	(b)	(b)	(b)
• Madawaska	29	13	10	10	17
• Van Buren	(b)	(b)	(b)	(b)	(b)
Sub Total	48	35	23	25	30
<b><u>DISTRICT 2:</u></b>					
• Houlton	18	12	17	32	21
• Presque Isle	25	20	13	14	16
Sub Total	43	32	30	46	37
<b><u>DISTRICT 3:</u></b>					
• Bangor	80	63	65	83	70
• Newport	14	15	10	9	16
Sub Total	94	78	75	92	86
<b><u>DISTRICT 4:</u></b>					
• Calais	10	7	10	7	12
• Machias	14	8	13	11	8
Sub Total	24	15	23	18	20
<b><u>DISTRICT 5:</u></b>					
• Bar Harbor	4	2	3	4	7
• Belfast	15	21	15	18	9
• Ellsworth	18	20	19	28	34
Sub Total	37	43	37	50	50
<b><u>DISTRICT 6:</u></b>					
• Bath	6	9	13	18	3
• Brunswick	7	3	10	6	1
• Rockland	17	8	15	6	13
• Wiscasset	11	4	1	2	8
Sub Total	41	24	39	32	25
<b><u>DISTRICT 7:</u></b>					
• Augusta	49	51	21	23	22
• Waterville	27	18	12	15	10
Sub Total	76	69	33	38	32
<b><u>DISTRICT 8:</u></b>					
• Lewiston	60	53	50	54	22
Sub Total	60	53	50	54	22

	<u>1986</u>	<u>1987</u>	<u>1988</u>	<u>FY'89</u>	<u>FY'90</u>
<b><u>DISTRICT 9:</u></b>					
• Bridgton	13	11	7	6	5
• Portland	99	98	92	72	63
Sub Total	112	109	99	78	68
<b><u>DISTRICT 10:</u></b>					
• Biddeford	60	45	40	42	25
• Springvale	34	29	20	18	22
• York	9	5	4	2	2
Sub Total	103	79	64	62	49
<b><u>DISTRICT 11:</u></b>					
• Livermore Falls	10	3	3	2	1
• Rumford	6	12	3	4	3
• South Paris	2	4	5	2	9
Sub Total	18	19	11	8	13
<b><u>DISTRICT 12:</u></b>					
• Farmington	11	7	6	7	8
• Skowhegan	39	25	31	24	22
Sub Total	50	32	37	31	30
<b><u>DISTRICT 13:</u></b>					
• Dover-Foxcroft	13	2	14	17	21
• Lincoln	4	0	6	13	17
• Millinocket	4	4	13	16	6
Sub Total	21	6	33	46	44
<b>STATE TOTAL</b>	<b>727</b>	<b>594</b>	<b>554</b>	<b>580</b>	<b>506</b>

These cases are also included on Table DC-4 (under "General Civil" in 1981-1987 and as a separate "protective custody" category in 1988 and FY'89-FY'90).

- (a) Reflects the number of complaints filed in the District Court by the State Department of Human Services alleging child abuse or neglect. Figures do not reflect total number of individual children under protection (except in Bangor), as some complaints include more than one child per family.
- (b) These courts handle only criminal caseload.



**DISTRICT COURT - WAIVERS**

**TABLE DC-6**

	<u>1981</u>	<u>1982</u>	<u>1983</u>	<u>1984</u>	<u>1985</u>	<u>1986</u>	<u>1987</u>	<u>1988</u>	<u>FY'89</u>	<u>FY'90</u>	<u>% CHG.</u> <u>'89-'90</u>
DISTRICT 1: Caribou	867	1,037	770	659	656	843	766	907	1,109	962	-13.3
Fort Kent	652	490	598	486	653	543	556	569	513	368	-28.3
Madawaska (g)	293	302	227	235	414	466	408	368	382	295	-22.8
Van Buren (g)	207	128	58	51	116	152	96	73	116	160	37.9
Sub Total	2,019	1,957	1,653	1,431	1,839	2,004	1,826	1,917	2,120	1,785	-15.8
DISTRICT 2: Houlton (c)	2,274	1,866	1,689	1,200	1,321	1,596	1,955	2,024	1,912	1,349	-29.4
Presque Isle	1,185	1,200	1,197	1,231	1,055	1,264	1,497	1,244	1,354	1,292	-4.6
Sub Total	3,459	3,066	2,886	2,431	2,376	2,860	3,452	3,268	3,266	2,641	-19.1
DISTRICT 3: Bangor	3,230	4,255	3,704	4,717	6,693	8,363	9,036	7,576	7,377	7,398	0.3
Newport	1,198	1,238	873	1,350	1,409	1,704	2,854	3,252	3,242	2,911	-10.2
Sub Total	4,428	5,493	4,577	6,067	8,102	10,067	11,890	10,828	10,619	10,309	-2.9
DISTRICT 4: Calais	633	674	1,002	863	897	832	858	1,366	1,596	1,788	12.0
Machias	423	975	1,052	735	629	951	1,334	1,121	1,299	1,160	-10.7
Sub Total	1,056	1,649	2,054	1,598	1,526	1,783	2,192	2,487	2,895	2,948	1.8
DISTRICT 5: Bar Harbor	374	406	345	346	625	560	626	754	983	808	-17.8
Belfast	1,523	1,613	1,218	914	1,289	1,171	2,218	1,841	2,100	1,542	-26.6
Ellsworth	2,082	3,257	2,735	2,364	2,117	2,476	2,768	2,868	3,111	3,232	3.9
Sub Total	3,979	5,276	4,298	3,624	4,031	4,207	5,612	5,463	6,194	5,582	-9.9
DISTRICT 6: Bath	2,403	1,970	2,920	1,917	1,818	1,614	2,194	2,180	2,244	2,190	-2.4
Brunswick	3,741	4,245	3,783	3,586	3,052	3,406	4,157	5,664	5,069	4,064	-19.8
Rockland	1,500	1,522	1,089	1,419	1,557	1,335	1,876	1,617	1,671	1,752	4.8
Wiscasset	1,572	1,363	1,390	1,162	1,234	1,285	1,679	1,575	1,493	1,363	-8.7
Sub Total	9,216	9,100	9,182	8,084	7,661	7,640	9,906	11,036	10,477	9,369	-10.6

Waivers are disposed cases in which the defendant waives a court appearance in favor of paying a fine. The bulk of these waivers are for civil violations and traffic infraction cases, but some sea and shore, and fish and game waivers are also included.

Footnotes appear at the end of this section.

**DISTRICT COURT--WAIVERS**

**TABLE DC-6  
(con't.)  
% CHG.**

	<u>1981</u>	<u>1982</u>	<u>1983</u>	<u>1984</u>	<u>1985</u>	<u>1986</u>	<u>1987</u>	<u>1988</u>	<u>FY'89</u>	<u>FY'90</u>	<u>'89-'90</u>
DISTRICT 7: Augusta (g)	6,081	5,405	2,429	2,922	8,027	8,818	9,377	7,885	6,944	6,009	-13.5
Waterville	518	1,860	2,205	2,642	4,451	4,769	4,313	3,982	4,243	3,318	-21.8
Sub Total	6,599	7,265	4,634	5,564	12,478	13,587	13,690	11,867	11,187	9,327	-16.6
DISTRICT 8: Lewiston	4,758	4,939	5,373	6,043	8,171	7,167	8,147	7,437	6,521	6,058	-7.1
Sub Total	4,758	4,939	5,373	6,043	8,171	7,167	8,147	7,437	6,521	6,058	-7.1
DISTRICT 9: Bridgton	987	1,223	1,401	1,332	872	1,039	1,985	2,532	2,460	2,818	14.6
Portland (g)	18,375	19,237	7,021	16,977	20,174	27,568	27,295	31,622	30,983	28,374	-8.4
Sub Total	19,362	20,460	8,422	18,309	21,046	28,607	29,280	34,154	33,443	31,192	-6.7
DISTRICT 10: Biddeford (g)	6,795	5,813	6,003	6,569	8,663	9,679	11,347	13,041	13,438	10,198	-24.1
Springvale	2,421	2,302	2,641	2,560	2,725	3,608	3,897	3,829	3,475	3,568	2.7
York	4,004	3,930	5,422	6,326	7,699	7,212	9,456	10,024	10,035	10,071	0.4
Sub Total	9,216	8,115	8,644	9,129	11,388	13,287	15,244	26,894	26,948	23,837	-11.5
DISTRICT 11: Livermore Falls	381	544	500	552	606	545	627	806	840	707	-15.8
Rumford	779	989	936	751	781	881	1,184	1,064	1,255	1,287	2.5
South Paris	488	422	455	494	452	552	550	763	846	654	-22.7
Sub Total	1,648	1,955	1,891	1,797	1,839	1,978	2,361	2,633	2,941	2,648	-10.0
DISTRICT 12: Farmington	1,802	1,730	1,696	1,770	1,572	1,472	1,557	1,594	1,675	1,347	-19.6
Skowhegan	2,971	3,014	3,037	2,856	3,120	3,196	2,660	3,011	3,056	2,477	-18.9
Sub Total	4,773	4,744	4,733	4,626	4,692	4,668	4,217	4,605	4,731	3,824	-19.2
DISTRICT 13: Dover-Foxcroft	415	898	1,057	1,088	1,264	1,367	1,820	1,742	1,741	1,372	-21.2
Lincoln	1,577	1,721	1,779	2,044	1,997	1,777	2,253	2,352	2,188	2,136	-2.4
Millinocket (g)	711	544	930	1,074	1,187	1,313	1,438	1,420	1,218	792	-35.0
Sub Total	2,703	3,163	3,766	4,206	4,448	4,457	5,511	5,514	5,147	4,300	-16.5
<b>TOTAL (g)</b>	<b>73,216</b>	<b>77,182</b>	<b>62,113</b>	<b>72,909</b>	<b>89,597</b>	<b>102,312</b>	<b>113,328</b>	<b>128,103</b>	<b>126,489</b>	<b>113,820</b>	<b>-10.0</b>

Footnotes appear at the end of this section.

**DISTRICT COURT ELECTRONIC RECORDING DIVISION  
NUMBER OF TRANSCRIPTIONS:**

TABLE DC-7

	1984	1985	1986	1987	1988	FY'89	FY'90
<b>TRANSCRIPTS PREPARED</b>							
Appeal to Superior Court	189	201	188	206	181	203	252
Appeal to Law Court	5	17	16	18	28	27	19
Boundover Cases	30	26	12	28	17	29	32
Reference	135	148	172	175	230	264	303
<b>TOTAL***</b>	<b>359</b>	<b>392</b>	<b>(a) 388</b>	<b>(a) 427</b>	<b>(a) 456</b>	<b>523</b>	<b>606</b>
<b>Civil</b>	<b>39</b>	<b>39</b>	<b>39</b>	<b>41</b>	<b>68</b>	<b>87</b>	<b>105</b>
Civil Motion	10	12	12	2	1	2	1
Custody - Dept. of Human Services	40	45	44	56	48	51	54
Mental Health	9	4	3	0	4	5	1
Mental Retardation	3	0	0	0	0	0	0
Divorce	16	26	30	45	59	65	88
Divorce Motion	24	26	26	41	30	29	28
Small Claim	7	9	12	12	11	14	30
Money Judgment	1	2	5	4	1	5	4
<b>Civil Sub Total</b>	<b>149</b>	<b>163</b>	<b>171</b>	<b>201</b>	<b>222</b>	<b>258</b>	<b>311</b>
Civil Violation	18	9	5	2	11	0	4
Traffic Infraction	23	15	12	13	6	14	15
<b>Civil Viol./Traff. Infr. Sub Total</b>	<b>41</b>	<b>24</b>	<b>17</b>	<b>15</b>	<b>17</b>	<b>14</b>	<b>19</b>
Criminal A-B-C	37	34	21	32	16	35	37
Criminal D-E	114	159	166	161	180	194	210
Juvenile A-B-C	8	12	10	7	11	15	22
Juvenile D-E	10	7	4	4	10	7	7
<b>Criminal Sub Total**</b>	<b>169</b>	<b>212</b>	<b>201</b>	<b>204</b>	<b>217</b>	<b>251</b>	<b>276</b>
<b>TOTAL***</b>	<b>359</b>	<b>399</b>	<b>389</b>	<b>420</b>	<b>456</b>	<b>(b) 523</b>	<b>(b) 606</b>

\*\* 1984: Of the 169 criminal transcriptions, 28 were for motions to suppress, 8 were for arraignments and 1 was for bail.

\*\* 1985: Of the 212 criminal transcriptions, 17 were for motions to suppress, 7 were for sentencing, 25 were for arraignments and 4 were for bail.

\*\* 1986: Data not available.

\*\* 1987: Of the 204 criminal transcriptions, 25 were for motions to suppress, 1 was for sentencing, 12 were for arraignments and 1 was for bail.

\*\* 1988: Of 217 criminal transcriptions, 24 were for motions to suppress, 3 were for sentencing, 13 were for arraignments and 1 was for bail.

\*\*\* Discrepancies in totals result from combining docket numbers, either in request for hearing or when transcription is made.

(a) 1986: Of these 388 orders, 54 were of priority nature, and 73 were prepared at state expense.

1987: Of these 427 orders, 97 were of priority nature, and 87 were prepared at state expense.

1988: Of these 456 orders, 97 were of priority nature, and 105 were prepared at state expense.

(b) FY'89: 43,228 pages of transcript typed.

FY'90: 51,269 pages of transcript typed.

DISTRICT COURT ELECTRONIC RECORDING DIVISION  
RECORDING TIME BY COURT LOCATION:

TABLE DC-8

	1984		1985		1986		1987		1988		FY'89		FY'90	
	NO. OF TAPES	TOTAL HOURS	NO. OF TAPES	TOTAL HOURS	NO. OF TAPES	TOTAL HOURS	NO. OF TAPES	TOTAL HOURS	NO. OF TAPES	TOTAL HOURS	NO. OF TAPES	TOTAL HOURS	NO. OF TAPES	TOTAL HOURS
Augusta	197	591	228	684	251	753	319	957	249	747	265	795	303	909
Bangor	226	678	267	801	278	834	304	912	372	1,116	401	1,203	407	1,221
Bar Harbor	26	78	28	84	31	93	31	93	53	159	68	204	55	165
Bath	75	225	89	267	80	240	97	291	125	375	116	348	140	420
Belfast	58	174	77	231	70	210	105	315	129	387	127	381	113	339
Biddeford	105	315	113	339	134	402	155	465	192	576	218	654	223	669
Bridgton	30	90	26	78	21	63	40	120	41	123	48	144	71	213
Brunswick	60	180	80	240	57	171	71	213	85	255	93	279	114	342
Calais	40	120	44	132	56	168	70	210	68	204	72	216	70	210
Caribou	49	147	48	144	65	195	64	192	64	192	62	186	80	240
Dover-Foxcroft	43	129	73	219	68	204	76	228	81	243	80	240	86	258
Ellsworth	62	186	101	303	140	420	158	474	135	405	171	513	173	519
Farmington	100	300	105	315	118	354	123	369	157	471	141	423	133	399
Fort Kent	17	51	17	51	22	66	16	48	9	27	9	27	22	66
Houlton	34	102	40	120	44	132	41	123	61	183	79	237	75	225
Lewiston	238	714	301	903	291	873	299	897	314	942	373	1,119	454	1,362
Lincoln	25	75	30	90	42	126	35	105	37	111	53	159	68	204
Livermore Falls	11	33	17	51	26	78	25	75	45	135	34	102	38	114
Machias	39	117	35	105	61	183	68	204	70	210	83	249	93	279
Madawaska	28	84	19	57	21	63	34	102	21	63	28	84	34	102
Millinocket	33	99	42	126	36	108	33	99	58	174	70	210	57	171
Newport	33	99	39	117	38	114	45	135	65	195	75	225	69	207
Portland	340	1,020	417	1,251	443	1,329	441	1,323	375	1,125	426	1,278	512	1,536
Presque Isle	46	138	47	141	58	174	56	168	58	174	78	234	83	249
Rockland	100	300	99	297	128	384	107	321	124	372	122	366	141	423
Rumford	38	114	40	120	48	144	65	195	81	243	65	195	74	222
Skowhegan	164	492	188	564	220	660	207	621	226	678	254	762	233	699
South Paris	20	60	33	99	34	102	38	114	69	207	55	165	82	246
Springvale	63	189	70	210	71	213	70	210	98	294	109	327	135	405
Van Buren	11	33	3	9	5	15	3	9	2	6	2	6	5	15
Waterville	102	306	123	369	132	396	130	390	156	468	166	498	181	543
Wiscasset	85	255	120	360	110	330	122	366	103	309	88	264	101	303
York	67	201	76	228	72	216	88	264	96	288	85	255	104	312
Augusta Men.Hlth.Inst.	86	258	21	63	94	282	23	69	77	231	75	225	70	210
Bangor Men.Hlth.Inst.	25	75	100	300	19	57	83	249	17	51	18	54	16	48
Pineland Center	27	81	26	78	25	75	24	72	27	81	24	72	34	102
STATE TOTAL	2,703	8,109	3,182	9,546	3,409	10,227	3,666	10,998	3,940	11,820	4,233	12,699	4,649	13,947

## DISTRICT COURT CASE TYPE DEFINITIONS

**GENERAL CIVIL:** Includes all civil cases not separated out below, including reciprocal cases. Does not include civil violations which were formerly considered criminal cases.

**FORCIBLE ENTRY:** Includes all forcible entry and detainer cases.

**LAND USE:** Includes all land use cases under M.R.Civ.P.80K; applications for administrative inspection warrants under M.R.Civ.P.80E; and applications for survey and test warrants under M.R.Civ.P.80J.

**MONEY JUDGMENTS:** Includes disclosure cases involving the collection of civil judgments, but does not include small claims disclosures.

**SMALL CLAIMS:** Includes only small claims cases, does not include small claims disclosures.

**PROTECTION FROM ABUSE:** Includes protection from abuse cases under 19 M.R.S.A., Chapter 14.

**DIVORCE:** Includes all divorce cases, including foreign divorce judgments filed under the Uniform Child Custody Jurisdiction Act (19 M.R.S.A. §816) and under the Uniform Enforcement of Foreign Judgments Act (14 M.R.S.A. §8003, §8004).

**PROTECTION FROM HARASSMENT:** Includes all protection from harassment cases under 5 M.R.S.A., Chapter 337-A.

**OTHER FAMILY MATTERS:** Includes child support (19 M.R.S.A. §214), judicial separation (19 M.R.S.A. §581), annulment (19 M.R.S.A. §632), settlement of claims of infant plaintiffs (M.R.Civ.P.17A), paternity, marriage waivers, emancipation and URESA cases.

**PROTECTIVE CUSTODY:** Includes all protective custody cases and medical treatment proceedings under Title 22.

**MENTAL HEALTH:** Includes all mental health cases under Title 34-B such as petitions for commitment to a mental hospital, commitment to a mental retardation facility and sterilization applications.

**JUVENILE:** Includes all offenses committed by juveniles.

**CRIMINAL A.B.C:** Includes all crimes classified as murder, A, B, or C. (Such offenses committed by juveniles are included in the "juvenile" category).

**CRIMINAL D.E:** Includes all Title 17A crimes classified as D or E, plus all other non-traffic criminal offenses such as Fish and Game, and Marine Resources. Does not include Title 29 violations. Does not include civil drug violations. (Such offenses committed by juveniles are included in the "juvenile" category).

**TRAFFIC CRIMINAL:** Includes all Title 28 and 29 Class D or E non-infraction traffic offenses such as Criminal OUI, Driving After Suspension, and Reckless Driving. Also includes PUC cases. (Such offenses committed by juveniles are included in the "juvenile" category).

**CIVIL VIOLATIONS AND TRAFFIC INFRACTIONS:** Includes all traffic infractions and those civil violations which have received a criminal docket number and which are punishable by fine, such as municipal ordinances, possession of a usable amount of marijuana, possession or transportation of liquor by minors, and dogs running at large. (Such offenses committed by juveniles are included in the "juvenile" category).

## DISTRICT COURT FOOTNOTES

(a) In **Van Buren** District Court, estimates were provided for 1981 filings and 1981-1982 dispositions.

(b) Not used.

(c) In **Houlton** District Court, estimates have been provided for 1982 traffic criminal and criminal D-E dispositions, and all waivers.

(d) In **Belfast** District Court, estimates have been provided for 1982 criminal A-B-C and criminal D-E filings.

(e) In **Bridgton** District Court during 1982, some cases were erroneously recorded as "criminal D-E" cases when they should have been "traffic criminal" cases.

(f) In **Portland** District Court, the criminal A-B-C dispositions for 1982 included 345 cases which remained pending because they were not dismissed by the District Attorney when they resulted in indictments in the Superior Court.

(g) Waivers data were incomplete during 1983 as follows:

**Madawaska:** No waivers reported in October.

**Van Buren:** No waivers reported from May thru December.

**Augusta:** No waivers reported from March thru July.

**Portland:** No waivers reported from March thru October.

**Biddeford:** No waivers reported in June and August.

**Millinocket:** No waivers reported in March.

Waivers data were incomplete during 1984 as follows:

**Augusta:** No waivers reported in July, August, September and December.



**APPENDIX IV**

**ADMINISTRATIVE COURT**

**CASELOAD STATISTICS**





ADMINISTRATIVE COURT CASELOAD STATISTICS

Table AC-1 portrays Administrative Court caseload since 1981. While filings have fluctuated markedly over these years from a low of 285 to a high of 422, FY'90's filings of 357 are 11% higher than the 1981 level. The vast majority of this court's caseload originates from the Bureau of Liquor Enforcement.

Table AC-2 indicates the considerable amount of time contributed by Administrative Court judges and staff to the hearing of cases for the Superior Court and the District Court.

	FILINGS										DISPOSITIONS									
	1981	1982	1983	1984	1985	1986	1987	1988	FY'89	FY'90	1981	1982	1983	1984	1985	1986	1987	1988	FY'89	FY'90
Appeal from Decisions of Bur. of Alcoholic Beverages	-	-	1	-	1	-	1	1	-	-	-	-	-	-	1	-	1	1	-	-
Appeal from Board of Registration in Medicine	-	-	-	-	-	-	1	-	-	-	-	-	-	-	-	-	-	-	-	-
Appeal from Decision of D.O.T.	-	1	-	-	-	-	-	-	-	-	-	-	1	-	-	-	-	-	-	-
Appeal from Decision of Liquor Comm.	-	1	-	1	-	-	1	-	1	-	-	1	-	-	1	-	1	-	1	-
Appeal from Board of Dental Examiners	-	-	-	-	-	-	-	-	-	1	-	-	-	-	-	-	-	-	-	1
Appeal from Decision of Real Estate Commission	-	-	-	-	-	-	-	-	-	2	-	-	-	-	-	-	-	-	-	-
Board of Accountancy	1	-	-	-	-	-	-	-	-	-	-	1	-	-	-	-	-	-	-	-
Board of Chiropractic Examiners	-	-	-	1	-	-	-	-	-	-	-	-	-	-	-	-	-	-	-	-
Board of Dental Examiners	1	-	1	-	-	-	-	-	-	-	-	1	2	-	-	-	-	-	-	-
Board of Examiners of Psychologists	-	1	-	-	-	-	-	-	-	1	-	-	-	-	-	-	-	-	-	-
Board of Registration in Medicine	-	-	1	2	-	4	1	1	-	-	-	-	1	1	1	3	-	1	-	2
Brd. of Regis. of Substance Abuse Counselors	-	-	-	-	-	1	-	-	-	-	-	-	-	-	-	-	1	-	-	-
Brd. of Trustees of Me.Crim. Justice Academy	-	-	1	-	-	-	-	-	-	-	-	-	1	-	-	-	-	-	-	-
Brd. of Underground Storage Tank Installers	-	-	-	-	-	-	-	-	1	-	-	-	-	-	-	-	-	-	-	1
Bureau of Consumer Credit Protection	-	-	-	1	-	-	-	-	-	-	-	-	-	1	-	-	-	-	-	-
Bureau of Liquor Enforcement	285	255	318	395	273	348	327	279	350	348	282	283	290	403	279	364	299	281	344	369
Bureau of Maine State Police	2	4	-	-	-	8	2	-	-	-	3	3	-	-	10	2	-	-	-	-
Citizen Complaint Against a Notary Public	-	-	1	-	-	-	-	-	-	-	-	-	1	-	-	-	-	-	-	-
Commissioner of Educational & Cultural Serv.	-	-	-	-	-	-	1	-	-	-	-	-	-	-	-	-	1	-	-	-
Dept. of Environmental Protection	-	-	-	-	-	-	-	-	-	-	1	-	-	-	-	-	-	-	-	-
Department of Human Services	8	7	1	4	2	2	5	2	2	3	2	6	4	3	3	-	3	3	3	3
Dept. of Agricultural, Food & Rural Resources	-	-	-	1	-	-	-	-	-	-	-	-	-	-	-	-	-	-	-	-
Dept. of Inland Fisheries and Wildlife	-	-	3	-	-	-	-	-	-	-	1	-	1	-	-	-	-	-	-	-
Dept. of Marine Resources	-	6	-	-	-	-	-	-	-	-	-	5	1	-	-	-	-	-	-	-
Dept. of Mental Health & Retardation	-	1	-	-	-	-	-	-	-	-	-	-	1	-	-	-	-	-	-	-
Electricians Examining Board	-	-	-	1	-	-	-	-	-	-	-	-	-	1	-	-	-	-	-	-
Harness Racing Commission	13	8	17	12	-	1	-	-	2	-	7	8	13	11	2	1	-	-	1	-
Oil and Solid Fuel Licensing Board	-	-	-	1	-	-	-	-	-	-	-	-	-	-	1	-	-	-	-	-
Petition for Review of Board of Veterinary Medicine	-	-	-	-	-	-	-	-	-	1	-	-	-	-	-	-	-	-	-	-
Petition for Review of Board of Osteopathic Examiner	-	-	-	-	-	-	-	-	-	1	-	-	-	-	-	-	-	-	-	-
Real Estate Commission	-	1	1	1	1	-	-	-	-	-	-	-	1	1	1	-	-	-	-	-
Secretary of State	-	-	-	-	-	-	1	-	-	-	-	-	-	-	-	-	1	-	-	-
State Board of Nursing	1	-	2	1	-	-	1	-	-	-	1	-	1	2	-	-	-	-	1	-
Superintendent of Insurance	-	-	2	1	1	-	-	-	1	-	-	-	2	1	1	-	-	-	-	1
TOTAL	311	285	349	422	278	364	341	283	357	357	298	307	320	424	290	378	309	286	350	377

**PORTLAND DISTRICT COURT CASES HEARD BY ADMINISTRATIVE COURT JUDGES**

TABLE AC-2

	1986 Hearings Held	1986 Cases Disposed	1987 Hearings Held	1987 Cases Disposed	1988 Hearings Held	1988 Cases Disposed	FY'89 Hearings Held	FY'89 Cases Disposed	FY'90 Hearings Held	FY'90 Cases Disposed
Divorce	102	91	102	85	77	67	69	69	15	13
Civil	83	52	38	25	51	46	29	30	52	50
Small Claims	15	15	-	-	-	-	-	-	-	-
Disclosures	15	15	-	-	-	-	-	-	-	-
Family Abuse	1	1	-	-	-	-	-	-	-	-
<b>TOTAL</b>	<b>216</b>	<b>174</b>	<b>140</b>	<b>110</b>	<b>128</b>	<b>113</b>	<b>98</b>	<b>99</b>	<b>67</b>	<b>63</b>

The Administrative Court devoted at least 1-1/2 weeks each month to the hearing of District Court cases.

**CUMBERLAND COUNTY SUPERIOR COURT CASES HEARD BY ADMINISTRATIVE COURT JUDGES**

	1986 Hearings Held	1986 Cases Disposed	1987 Hearings Held	1987 Cases Disposed	1988 Hearings Held	1988 Cases Disposed	FY'89 Hearings Held	FY'89 Cases Disposed	FY'90 Hearings Held	FY'90 Cases Disposed
Divorce	207	220	301	243	340	312	369	335	355	339
Civil	28	26	16	10	11	7	5	3	-	5
<b>TOTAL</b>	<b>235</b>	<b>246</b>	<b>317</b>	<b>253</b>	<b>351</b>	<b>319</b>	<b>374</b>	<b>338</b>	<b>355</b>	<b>344</b>

The Administrative Court devoted at least 2 weeks each month to the hearing of Superior Court cases.

NOTE: • The number of hearings reflects the number of times an Administrative Court judge spends one day (or any part of a day) conducting a District Court or Superior Court proceeding.

Example: a single case requiring 3 separate hearings would count as 3; a case in which a hearing consumed 3 consecutive days would count as 3.

• The number of dispositions noted above are included in the number of civil dispositions in Portland District Court and Cumberland County Superior Court.

**APPENDIX V**

**COURT MEDIATION SERVICE**

**CASELOAD STATISTICS**



**COURT MEDIATION**

During fiscal year 1990 the Court Mediation Service continued its service to the courts and people of Maine and continued a pattern of growth. Small claims, domestic relations and civil litigation matters received mediation as an alternative dispute resolution method.

The Court Mediation Service can mediate only cases pending in the courts. Mediation is mandatory in all contested domestic relations cases in which there are minor children, pursuant to 19 M.R.S.A. § 214, 581, 665, 722, 722A and 752 which includes legal separation, divorce and unmarried parents. The Court may also order parties to mediation in small claims cases pursuant to Small Claims Rules, Rule 5. The Court Mediation Service is overseen by the Court Mediation Committee, pursuant to 4 M.R.S.A. § 18.

The Court Mediation Service is divided into seven regions, each headed by a regional coordinator. There are currently 59 mediators serving the Maine courts. The District Court provides clerical assistance for the Court Mediation Service office and arranges for appropriate facilities in which to hold mediations. Court mediators are independent contractors, receiving per diem fees and travel expenses.

Between FY'86 and FY'90, there have been significant increases in the numbers of cases mediated. Statewide, including both District and Superior Courts, the total number of cases sent to mediation rose from 3,178 in FY'86 to 5,596 in FY'90, an increase of 76.1%.

The 5,596 cases mediated in FY'90 required 6,230 mediation sessions. Of these, 3,607 were domestic relations cases that required 4,183 sessions or 1.16 sessions per case. Non-domestic cases totaled 1,989 and required 2,047 sessions or 1.03 sessions per case. Of all cases mediated 2,861 (51.1%) were resolved; 29.0% of the total cases were referred to trial at the conclusion of mediation.

**COURT MEDIATION****Caseload Summary by Type****Cases Disposed: 1986 - FY'90**

	<u>1986</u>	<u>1987</u>	<u>1988</u>	<u>FY'89</u>	<u>FY'90</u>
<b><u>DOMESTIC</u></b>					
Divorce	1,098	1,469	1,595	1,618	1,805
Amendment	698	851	813	794	1,011
Temporary Motion	214	294	357	342	328
Other	178	195	226	369	463
Sub Total	2,188	2,809	2,991	3,123	3,607
<b><u>NON-DOMESTIC</u></b>					
Small Claims	980	1,297	1,270	1,279	1,800
Prot.from Harassment	-	-	-	58	85
Prot.from Abuse	-	-	-	13	66
Sub Total	980	1,297	1,270	1,350	1,951
<b><u>CIVIL</u></b>	10	13	59	35	38
<b>TOTAL</b>	<b>3,178</b>	<b>4,144</b>	<b>4,320</b>	<b>4,508</b>	<b>5,596</b>

COURT MEDIATION SERVICE  
 STATE-WIDE SUMMARY: Case Type and Disposition  
 District and Superior Courts: 1986 - FY'90

TABLE CM-2

	DOMESTIC										NON-DOMESTIC						CIVIL		TOTAL			
	Divorce		Amendment		Temporary Motion		Other		Sub-Total		Small Claims		Prot. from Harass.(a)		Prot. from Abuse(a)		Sub-Total				#	%
	#	%	#	%	#	%	#	%	#	%	#	%	#	%	#	%	#	%				
<b>1986</b>																						
RESOLVED	524	47.7	281	40.3	93	13.3	69	38.8	967	44.2	513	52.3	0	0.0	0	0.0	513	52.3	5	50.0	1485	46.7
REFERRED	225	20.5	192	27.5	39	5.6	43	24.2	499	22.8	385	39.3	0	0.0	0	0.0	385	39.3	2	20.0	886	27.9
CONTINUED	136	12.4	77	11.0	41	5.9	25	14.0	279	12.8	58	5.9	0	0.0	0	0.0	58	5.9	1	10.0	338	10.6
OTHER	213	19.4	148	21.2	41	5.9	41	23.0	443	20.2	24	2.4	0	0.0	0	0.0	24	2.4	2	20.0	469	14.8
<b>TOTAL NO.</b>	<b>1098</b>		<b>698</b>		<b>214</b>		<b>178</b>		<b>2188</b>		<b>980</b>		<b>0</b>		<b>0</b>		<b>980</b>		<b>10</b>		<b>3178</b>	
<b>1987</b>																						
RESOLVED	732	49.8	358	42.1	143	48.6	76	39.0	1309	46.6	705	54.4	0	0.0	0	0.0	705	54.4	8	61.5	2022	49.1
REFERRED	322	21.9	246	28.9	62	21.1	46	23.6	676	24.1	508	39.2	0	0.0	0	0.0	508	39.2	2	15.4	1186	28.8
CONTINUED	186	12.7	101	11.9	48	16.3	33	16.9	368	13.1	65	5.0	0	0.0	0	0.0	65	5.0	1	7.7	434	10.5
OTHER	229	15.6	146	17.2	41	13.9	40	20.5	456	16.2	19	1.5	0	0.0	0	0.0	19	1.5	2	15.4	477	11.6
<b>TOTAL NO.</b>	<b>1469</b>		<b>851</b>		<b>294</b>		<b>195</b>		<b>2809</b>		<b>1297</b>		<b>0</b>		<b>0</b>		<b>1297</b>		<b>13</b>		<b>4119</b>	
<b>1988</b>																						
RESOLVED	858	53.8	342	42.1	196	54.9	112	49.6	1508	50.4	688	54.2	0	0.0	0	0.0	688	54.2	34	57.6	2230	51.6
REFERRED	312	19.6	258	31.7	91	25.5	49	21.7	710	23.7	503	39.6	0	0.0	0	0.0	503	39.6	11	18.6	1224	28.3
CONTINUED	258	16.2	117	14.4	53	14.8	39	17.3	467	15.6	62	4.9	0	0.0	0	0.0	62	4.9	11	18.6	540	12.5
OTHER	167	10.5	96	11.8	17	4.8	26	11.5	306	10.2	17	1.3	0	0.0	0	0.0	17	1.3	3	5.1	326	7.5
<b>TOTAL NO.</b>	<b>1595</b>		<b>813</b>		<b>357</b>		<b>226</b>		<b>2991</b>		<b>1270</b>		<b>0</b>		<b>0</b>		<b>1270</b>		<b>59</b>		<b>4320</b>	
<b>FY'89</b>																						
RESOLVED	808	49.9	374	47.1	195	57.0	199	53.9	1576	50.5	717	56.1	57	98.3	11	84.6	785	58.1	17	48.6	2378	52.8
REFERRED	353	21.8	241	30.4	79	23.1	104	28.2	777	24.9	499	39.0	1	1.7	1	7.7	501	37.1	9	25.7	1287	28.5
CONTINUED	271	16.7	111	14.0	50	14.6	31	8.4	463	14.8	50	3.9	0	0.0	1	7.7	51	3.8	6	17.1	520	11.5
OTHER	186	11.5	68	8.6	18	5.3	35	9.5	307	9.8	13	1.0	0	0.0	0	0.0	13	1.0	3	8.6	323	7.2
<b>TOTAL NO.</b>	<b>1618</b>		<b>794</b>		<b>342</b>		<b>369</b>		<b>3123</b>		<b>1279</b>		<b>58</b>		<b>13</b>		<b>1350</b>		<b>35</b>		<b>4508</b>	
<b>FY'90</b>																						
RESOLVED	845	46.8	434	42.9	177	54.0	250	54.0	1706	47.3	1009	56.1	68	0.0	57	0.0	1134	58.1	21	55.3	2861	51.1
REFERRED	407	22.5	321	31.8	81	24.7	104	22.5	913	25.3	678	37.7	17	0.0	6	0.0	701	35.9	11	28.9	1625	29.0
CONTINUED	332	18.4	164	16.2	50	15.2	65	14.0	611	16.9	97	5.4	0	0.0	3	0.0	100	5.1	3	7.9	714	12.8
OTHER	221	12.2	92	9.1	20	6.1	44	9.5	377	10.5	16	0.9	0	0.0	0	0.0	16	0.8	3	7.9	396	7.1
<b>TOTAL NO.</b>	<b>1805</b>		<b>1011</b>		<b>328</b>		<b>463</b>		<b>3607</b>		<b>1800</b>		<b>85</b>		<b>66</b>		<b>1951</b>		<b>38</b>		<b>5596</b>	

(a) Protection from Harassment and Protection from Abuse cases were not specifically tracked until January, 1989. The number of protective cases heard previously to this date (if any) was very low.

COURT MEDIATION SERVICE  
 CASES MEDIATED BY TYPE OF CASE  
 1986, 1987, 1988, FY'89, FY'90

TABLE CM-3

DISTRICT COURT	1986			1987			1988				FY'89				FY'90				
	Do- mestic (a)	Non- Do- mestic (b*)	Total	Do- mestic (a)	Non- Do- mestic (b)	Civil (c)	Total	Do- mestic (a)	Non- Do- mestic (b)	Civil (c)	Total	Do- mestic (a)	Non- Do- mestic (b)	Civil (c)	Total	Do- mestic (a)	Non- Do- mestic (b)	Civil (c)	Total
AUGUSTA	168	50	218	181	72	0	253	173	61	2	236	205	90	0	295	216	73	2	291
BANGOR	177	50	227	244	56	0	300	241	68	1	310	218	57	5	280	278	124	1	403
BAR HARBOR	17	7	24	14	11	0	25	33	20	0	53	29	19	0	48	33	23	0	56
BATH	93	26	119	106	31	0	137	91	34	1	126	108	30	1	139	127	50	1	178
BELFAST	35	8	43	48	25	0	73	66	21	3	90	77	28	1	106	88	69	0	157
BIDDEFORD	197	96	293	212	154	1	367	197	155	6	358	209	142	5	356	275	172	6	453
BRIDGTON	24	27	51	21	35	1	57	33	25	0	58	26	40	0	66	64	38	0	102
BRUNSWICK	55	30	85	73	44	0	117	80	30	3	113	71	15	2	88	64	42	0	106
CALAIS	15	0	15	20	0	0	20	13	0	0	13	17	0	0	17	17	0	0	17
CARIBOU	60	0	60	59	0	0	59	45	0	1	46	36	0	0	36	39	0	1	40
DOVER-FOXCROFT	36	26	62	50	27	0	77	67	34	1	102	40	43	2	85	53	26	1	80
ELLSWORTH	54	28	82	60	29	0	89	76	20	0	96	80	29	0	109	99	51	0	150
FARMINGTON	59	55	114	66	50	1	117	67	27	2	96	61	37	0	98	90	48	0	138
FORT KENT	1	0	1	1	0	0	1	0	0	0	0	0	0	0	0	2	0	0	2
HOLTON	29	0	29	28	0	0	28	14	0	0	14	13	0	0	13	34	0	0	34
LEWISTON	168	92	260	193	133	1	327	232	150	5	387	272	206	0	478	288	300	0	588
LINCOLN	30	14	44	39	25	0	64	19	22	1	42	35	25	2	62	45	29	2	76
LIVERMORE FALLS	12	0	12	13	0	0	13	14	0	0	14	16	0	0	16	15	0	0	15
MACHIAS	33	0	33	45	2	0	47	29	0	0	29	51	0	0	51	45	0	1	46
MADAWASKA	23	0	23	17	0	0	17	25	0	0	25	28	0	0	28	13	0	0	13
MILLINOCKET	24	21	45	32	12	0	44	30	14	1	45	23	10	1	34	33	36	0	69
NEWPORT	31	15	46	43	13	0	56	48	17	0	65	69	22	0	91	65	22	0	87
PORTLAND	321	183	504	379	251	3	633	453	239	15	707	411	239	5	655	481	405	3	889
PRESQUE ISLE	50	0	50	52	0	0	52	64	0	0	64	41	0	0	41	61	0	0	61
ROCKLAND	91	46	137	100	58	0	158	118	83	4	205	120	62	0	182	113	76	2	191
RUMFORD	26	0	26	47	0	1	48	34	0	0	34	43	0	0	43	43	0	0	43
SKOWHEGAN	77	51	128	76	62	1	139	95	55	1	151	124	67	0	191	124	70	0	194
SOUTH PARIS	34	0	34	39	0	0	39	42	0	0	42	46	1	0	47	52	0	0	52
SPRINGVALE	66	44	110	84	57	2	143	115	55	0	170	124	56	1	181	167	106	9	282
WATERVILLE	87	45	132	103	57	0	160	96	34	2	132	108	42	1	151	105	70	0	175
WISCASSET	60	30	90	75	34	1	110	70	37	1	108	85	39	0	124	94	47	0	141
YORK	50	51	101	62	59	0	121	64	69	0	133	104	51	0	155	109	47	6	162
District Court Total	2203	995	3198	2582	1297	12	3891	2744	1270	50	4064	2890	1350	26	4266	3333	1924	35	5292
% of Total	68.9	31.1	100.0	66.4	33.3	0.3	100.0	70.5	32.6	1.3	100.0	74.3	34.7	0.7	100.0	85.7	49.4	0.9	100.0

See footnotes on following page.



**COURT MEDIATION SERVICE  
CASES MEDIATED BY TYPE OF CASE  
1986, 1987, 1988, FY'89, FY'90**

**TABLE CM-3  
(con't.)**

SUPERIOR COURT	1986			1987			1988			FY'89			FY'90						
	Do- mestic (a)	Non- Do- mestic (b)	Total	Do- mestic (a)	Non- Do- mestic (b)	Civil (c)	Total	Do- mestic (a)	Non- Do- mestic (b)	Civil (c)	Total	Do- mestic (a)	Non- Do- mestic (b)	Civil (c)	Total				
ANDROSCOGGIN	8	0	8	14	-	0	14	12	-	0	12	11	-	1	12	4	0	0	4
AROOSTOOK	7	0	7	5	-	0	5	7	-	0	7	1	-	0	1	8	0	0	8
CUMBERLAND	68	1	69	83	-	1	84	121	-	2	123	121	-	3	124	149	0	0	149
FRANKLIN	13	0	13	11	-	0	11	10	-	0	10	2	-	0	2	0	0	0	0
HANCOCK	6	0	6	7	-	1	8	10	-	0	10	3	-	0	3	5	0	0	5
KENNEBEC	15	0	15	10	-	0	10	6	-	1	7	8	-	0	8	8	0	1	9
KNOX	5	0	5	3	-	0	3	8	-	0	8	4	-	0	4	3	0	0	3
LINCOLN	4	0	4	7	-	0	7	1	-	1	2	1	-	0	1	1	0	0	1
OXFORD	10	0	10	8	-	0	8	5	-	1	6	2	-	0	2	5	0	0	5
PENOBSCOT	15	0	15	17	-	0	17	9	-	0	9	8	-	1	9	9	0	0	9
PISCATAQUIS	1	0	1	1	-	0	1	0	-	0	0	0	-	0	0	0	0	0	0
SAGadahoc	4	0	4	7	-	0	7	6	-	0	6	4	-	0	4	5	0	0	5
SOMERSET	37	0	37	31	-	0	31	24	-	1	25	23	-	0	23	22	0	0	22
WALDO	1	0	1	1	-	0	1	-	-	-	-	1	-	0	1	2	0	0	2
WASHINGTON	1	0	1	5	-	0	5	1	-	0	1	13	-	0	13	4	0	0	4
YORK	18	0	18	17	-	0	17	27	-	3	30	31	-	4	35	49	27	2	78
Superior Court Total	213	1	214	227	-	2	229	247	-	9	256	233	-	9	242	274	-	3	304
% of total	99.5	0.5	100.0	99.1	-	0.9	100.0	96.5	-	3.5	100.0	96.3	-	3.7	100.0	90.1	-	1.0	100.0
<b>TOTAL ALL COURTS</b>	<b>2416</b>	<b>996</b>	<b>3412</b>	<b>2809</b>	<b>1297</b>	<b>14</b>	<b>4120</b>	<b>2991</b>	<b>1270</b>	<b>59</b>	<b>4320</b>	<b>3123</b>	<b>1350</b>	<b>35</b>	<b>4508</b>	<b>3607</b>	<b>1924</b>	<b>38</b>	<b>5596</b>
% of total	70.8	29.2	100.0	68.2	31.5	0.3	100.0	69.2	29.4	1.4	100.0	69.3	29.9	0.8	100.0	64.5	34.4	0.7	100.0

Cases requiring more than one mediation session are counted as one case.

(a) DOMESTIC includes divorce, temporary motions and motions to amend divorce, and actions to determine parental rights and responsibilities between unmarried parents.

(b) NON-DOMESTIC includes civil litigation in Superior Court; in District Court it includes civil litigation plus small claims.

(b\*) The "Non-Domestic" category in 1986 includes small claims and a total of 10 civil cases.

(c) Includes civil litigation cases.

**APPENDIX VI**

**COURT APPOINTED SPECIAL ADVOCATE (CASA)**

**CASELOAD STATISTICS**



## **COURT APPOINTED SPECIAL ADVOCATE PROGRAM (CASA)**

Child abuse and neglect - the physical, sexual and emotional assault of children - is an insidious disease. The strains of this societal ill are boundless. Child abuse reaches across social, economic and cultural divisions and infects our public and private lives equally. The present and future ramifications of abuse have mandated both federal and state government action. Countless institutions, with both public and private funding, are engaged in the efforts to prevent, diagnose, treat, and, with ambitious vision, to cure the sickness of abuse.

In 1989, the Maine Department of Human Services received 16,170 referrals of suspected child abuse. Working within legislative mandates and statutory definition, DHS screened these referrals and accepted 4,341 cases. The 6,500 children involved in these cases were being, by legal definition, abused and neglected by their caretakers. Through DHS, these children and families were provided with services and support to alleviate the circumstances of abuse. In approximately 500 cases, an estimated 750 children continued to be abused and neglected, and were in circumstance of jeopardy and/or immediate risk of serious harm. DHS determined, with the aid of the Attorney General's office, that judicial intervention was required. Because of the enormity of the problems which children face when they become involved in the child protection system, an independent advocate is appointed by the court to represent the child when a child protection case enters the judicial areas. Since 1986, the Maine District Court has had the option to appoint a trained lay volunteer, a Court Appointed Special Advocate (CASA), to serve as the child's guardian ad litem. Prior to 1986, all of these children were represented by court appointed attorneys, paid by the judicial department's indigent defense fund.

Following a year of pilot program operation funded through federal grants, the Maine State Legislature enacted legislation to permanently establish the CASA program within the Judicial

Department in 1986. The CASA program has expanded to serve the following District Court locations: Lewiston, Brunswick, Bridgton, Bath, Belfast, Ellsworth, Waterville, Wiscasset, Biddeford, Springvale and York. In the period from January 1986 through June 1990, a total of 313 volunteers have been screened and selected to receive training. CASA's have been assigned to a total number of 981 cases. Overall 1,447 children have been served by the volunteers.

The role of the CASA is broad and ambitious. The volunteer is party to the case and, as such, is entitled to examine witnesses, submit evidence, receive copies of all relevant materials from the court, DHS, schools, medical personnel, etc. The CASA acts as an investigator, advocate, facilitator, and monitor of the proceeding relevant to the child's case. The knowledge, skills and information necessary to be a good CASA require specialized training, ongoing legal assistance, supervision, and information on new issues and questions relevant to child abuse and child advocacy. To that end, the CASA's are provided with approximately 15 hours of training, provided by DHS, the Attorney General's office, the Judicial Department, the private bar, child development specialists, CASA volunteers and the CASA director. A range of subjects are covered including: child protective procedures, social services, child development, legislative policy, the governing statutes, and child advocacy. Additionally, they receive a multitude of printed resources, including a 200-page manual.

The purpose of the CASA program is to serve the best interests of the child. Although this is a rather encompassing purpose statement, a number of concrete goals are met. These goals include improved representation, improved decision-making, improved child protection laws, reduced costs, and increased community involvement and awareness. The CASA program provides an opportunity for civic-minded and concerned citizens to learn about the social as well as the legal issues affecting families and to speak out on behalf of a child. The volunteers, from diverse backgrounds, include teachers, paralegals, counselors, professors,

homemakers, and law students. Despite their differences, the volunteers all have one thing in common - their dedication to children.

During Fiscal Year 1990, CASA volunteers represented 1,112 children in 748 active cases. While the exact number of volunteer hours is not available, a conservative estimate would be that well over 24,000 hours were spent throughout the year. If these volunteers were compensated at the current maximum indigent defense attorney fee of \$40 per hour, the volunteer time donation would be valued at over \$960,000 during FY'90. Over the course of CASA's history, volunteers have donated over four million dollars worth of representation for Maine's children.

**CASA: FY'90 ACTIVITY SUMMARY**

Number of New Cases Assigned	171
Total Active Cases During Year	748
Number of Children Involved in Active Cases	1,112
Number of Individual Volunteers Assigned to Active Cases	187

**CASA: FY'86 THROUGH FY'90**

	<u>Number of Volunteers Trained</u>	<u>Number of New Cases Assigned</u>	<u>Number of Children Involved</u>
<u>FY'86</u>	102	80	165
<u>FY'87</u>	78	214	350
<u>FY'88</u>	69	300	417
<u>FY'89</u>	46	216	217
<u>FY'90</u>	18	171	298
<u>TOTAL</u>	313	981	1,447

**DISPOSITION SUMMARY OF CASA CASES**

(as of June 30, 1990)

Of the 981 cases assigned since FY'86, 233 have been disposed as follows:

Dismissed	177
Terminated Parental Rights	44
Child Reached Age of Maturity (18 yrs.)	12