

# MAINE STATE LEGISLATURE

The following document is provided by the  
**LAW AND LEGISLATIVE DIGITAL LIBRARY**  
at the Maine State Law and Legislative Reference Library  
<http://legislature.maine.gov/lawlib>



Reproduced from scanned originals with text recognition applied  
(searchable text may contain some errors and/or omissions)

**STATE OF MAINE  
JUDICIAL DEPARTMENT**

**1986**

**ANNUAL REPORT**

KF  
8732  
.Z99  
M222  
1986  
c.2



**STATE OF MAINE**  
**JUDICIAL DEPARTMENT**

**1986**

**ANNUAL REPORT**

Published by:

Administrative Office of the Courts

70 Center Street

P.O. Box 4820 DTS

Portland, Maine 04112

(207) 879-4792



State of Maine

ADMINISTRATIVE OFFICE OF THE COURTS

P.O. Box 4820 Downtown Station  
Portland, Maine 04112  
207-879-4792

Dana R. Baggett  
State Court Administrator

April, 1987

The Honorable Vincent L. McKusick  
Chief Justice of the Supreme Judicial Court

The Honorable John R. McKernan, Jr.  
Governor of Maine

Ladies and Gentlemen of the  
113th Legislature

It is a privilege and pleasure for me to transmit the 11th Annual Report of the Judicial Department.

Once again our Maine state court systems have experienced a record number of case filings - over 285,000 statewide in all courts. Numbers alone do not tell the whole story; court cases are increasingly more complex, reflecting the complexities of modern society. They require and get a high degree of competence and dedication from the more than 300 Judicial Department employees who make our judicial system come alive.

Once again the courts have responded to the need. The Superior Court for the fifth year in a row has disposed of more civil cases than were filed with it while keeping pace with over 11,000 criminal newly filed cases, an all-time high.

The District Court workload peaked to a new high of 268,000 cases, up 8% over 1985. While nearly half were in the categories of civil violations and traffic infractions, family abuse, small claims and criminal cases were up to unprecedented levels, too.

In the pages that follow, more details are presented about all aspects of the Judicial Department's operations in the past year. These data are gathered at the 51 court locations across the state where the cases were filed and where the work of the courts is done. Once again Debra Olken compiled and edited the data and wrote this report, ably assisted by Fran Norton and others. To all, my thanks.

Sincerely,



Dana R. Baggett  
State Court Administrator



**TABLE OF CONTENTS**

<u>SUBJECT</u>	<u>PAGE</u>
<u>"THE STATE OF THE JUDICIARY" by Chief Justice Vincent L. McKusick</u>	1
 <u>THE YEAR IN REVIEW</u>	
Financial Information	7
Court Structure	15
State Court Caseload Summary	18
Maine Judicial Council	20
Court Administration	21
Administrative Office of the Courts	22
Fiscal Constraints	24
Court Facilities	24
Judicial Education	25
Non-Judicial Education	25
Judicial Resources	25
Court Appointed Special Advocate (CASA) Program	25
Court Automation	26
County Law Libraries	26
Judicial Department Work on State Commissions	26
Legislative Highlights	27
Committees of the Judicial Department	29
 <u>PERSONNEL ROSTERS</u>	
Judicial Roster	37
Clerk Roster	39
 <u>APPENDICES</u>	
I. <u>Law Court Caseload Statistics</u>	
Judicial and Clerk Roster	41
Narrative Statistical Summary	42
Statistical Tables	43
II. <u>Superior Court Caseload Statistics</u>	
Map of Superior Court Locations	49
Judicial and Clerk Roster	50
Narrative Statistical Summary	51
Total Caseload Statistical Tables	54
Civil Statistical Tables	73
Civil Definitions	103
URESAs Statistical Tables	105
Criminal Statistical Tables	109
Criminal Definitions	150
III. <u>District Court Caseload Statistics</u>	
Map of District Court Locations	153
Judicial and Clerk Roster	154
Narrative Statistical Summary	156
Statistical Tables	157
IV. <u>Administrative Court Caseload Statistics</u>	
Judicial and Clerk Roster	181
Statistical Tables	182
V. <u>Court Mediation Service Caseload Statistics</u>	
Narrative Statistical Summary	185
Statistical Tables	186



**INDEX  
TABLES AND GRAPHS**

	<u>PAGE</u>
<b><u>FINANCIAL INFORMATION</u></b>	
F-1 Comparative Expenditure Summary	7
F-2 Expenditures by Subdivision (graph)	8
F-3 Judicial Branch Percentage of State Expenses (graph)	8
F-4 Revenue and Expenditures (graph)	9
F-5 Expenditures by Category	10
F-6 Expenditures by Category (graph)	11
F-7 Comparative Revenue Summary	12
F-8 Comparative Revenue Summary for Superior Court	13
F-9 Comparative Revenue Summary for District Ct. & Administrative Ct.	14
<b><u>LAW COURT CASELOAD</u></b>	
LC-1 Total Caseload and Written Opinions	43
LC-2 Dispositions	44
LC-3 Average Time to Disposition	45
LC-4 Actual Time to Disposition	46
LC-5 Appellate Division Caseload	47
<b><u>SUPERIOR COURT CASELOAD</u></b>	
SC-1 Total Caseload Summary	54
SC-2 Total Caseload Detail	55
SC-3 Civil, URESA, Criminal: Percent of Total Caseload (graph)	72
SC-4 Civil Caseload (graph)	73
SC-5 Civil Filings Summary	74
SC-6 Civil Dispositions Summary	75
SC-7 Civil Pending Caseload Summary	76
SC-8 Civil Filings and Dispositions by Type of Case	77
SC-9 Civil Dispositions by Type of Disposition	86
SC-10 Civil Jury Trials	95
SC-11 Civil Non-Jury Trials	96
SC-12 Age of Civil Pending Caseload	97
SC-13 Average Time to Civil Jury Trial	98
SC-14 Average Time to Civil Disposition	99
SC-15 Actual Time to Civil Disposition	100
SC-16 URESA Caseload (graph)	105
SC-17 URESA Filings Summary	106
SC-18 URESA Dispositions Summary	107
SC-19 URESA Pending Caseload Summary	108
SC-20 Criminal Caseload (graph)	109
SC-21 Criminal Filings Summary	110
SC-22 Criminal Dispositions Summary	111
SC-23 Criminal Pending Caseload Summary	112
SC-24 Criminal Filings and Dispositions by Type of Case	113
SC-25 Criminal Indictments Filed After Boundover	122
SC-26 Criminal Filings and Dispositions by Class of Charge	123
SC-27 Criminal Filings by Type of Recording Method	132
SC-28 Criminal Pending Caseload & Outstanding Warrants of Arrest	133

**INDEX**  
**TABLES AND GRAPHS**  
**(continued)**

**SUPERIOR COURT CASELOAD - continued**

SC-29	Criminal Dispositions by Type of Case & Class of Charge	134
SC-30	Criminal Dispositions by Type of Disposition	135
SC-31	Criminal Jury Trials	144
SC-32	Criminal Jury Trials by Type of Case	145
SC-33	Criminal Jury Waived Trials	146
SC-34	Average Time to Criminal Jury Trial	147
SC-35	Average Time to Criminal Disposition	148
SC-36	Actual Time to Criminal Disposition	149

**DISTRICT COURT CASELOAD**

DC-1	Total Filings	157
DC-2	Total Filings in the Ten Largest Court Locations	158
DC-3	Filings, Excluding "Civil Violations & Traffic Infractions"	159
DC-4	Composition of 1985 Caseload (graph)	160
DC-5	Filings and Dispositions by Type of Case	161
DC-6	Child Protective Caseload	175
DC-7	Waivers	176
DC-8	Electronic Recording Division, Number of Transcriptions	177
DC-9	Electronic Recording Division, Recording Time by Court Location	178

**ADMINISTRATIVE COURT CASELOAD**

AC-1	Caseload Statistics	182
AC-2	Dist. Ct. and Sup. Ct. Cases Heard by Admin. Ct. Judges	183

**COURT MEDIATION SERVICE CASELOAD**

CM-1	Number of Mediation Sessions	186
CM-2	Number of District Court Cases Mediated	187
CM-3	Number of Superior Court Cases Mediated	188



**"THE STATE OF THE JUDICIARY"**

**by**

**Chief Justice Vincent L. McKusick**

**A Report to the Joint Convention  
of the 113th Maine Legislature  
(First Regular Session)**

**January 28, 1987**



"THE STATE OF THE JUDICIARY"

A Report to the Joint Convention  
of the 113th Legislature

By Chief Justice Vincent L. McKusick

January 28, 1987

It is with particular pleasure this year that I appear before this Joint Convention to report on the State of our Judiciary. You legislators and we judges both have a special reason to celebrate in this year 1987. We are privileged to serve during the biennium when Maine, as part of one of the original 13 states, is joining the rest of the Nation in commemorating the 200th Anniversary of the framing and the ratification of the Constitution of our United States.

This Constitutional Bicentennial turns our minds back to first principles and to the grand plan designed at Philadelphia during that hot summer of 1787. That plan not only divided powers between the federal government and the states; it also divided the federal powers between the three branches of that government and thereby served as the model to us in our State Constitution and its division of powers between our own three branches. Our coming together on these occasions symbolizes our mutual recognition that, while we have a constitutional responsibility to retain our independence from each other, we also have a constitutional responsibility to each other. You legislators carry the responsibility for funding the courts and for legislating their jurisdiction and structure; we in the judiciary have a corresponding responsibility to you to manage those courts efficiently and to keep you fully informed of their operations. As you have heard me say in the past, in discharging their interrelated responsibilities the three separate branches need to practice toward each other a policy of the 3 C's -- communication, cooperation and comity. I report to you today in that spirit.

You have received the final report of the Appropriations Committee on its study during the last 6 to 8 months of the relationship between the judicial branch and the other two branches on financial and administrative matters. Our work on that study with the Appropriations Subcommittee headed by House Chair, Representative Carter, has made us in the Judicial Department better informed of the legislative process and more sensitive to your constant need for information about our operations. The Committee's report makes uniformly valuable recommendations. We are immediately implementing all within our power to implement administratively; the others requiring legislation we fully support, and we commend them to your favorable consideration. To carry out one of the Committee's recommendations, I have appointed a legislative liaison for the Judicial Department. His job also include liaison with the executive branch and service as our public information officer. He will function as a facilitator of communication. With his help, we are determined to be more accessible, not less, to you -- and to the public.

I am proud to announce that our computerized budget control system is now in final testing. That system is designed to produce, immediately after the end of each month, a detailed accounting of expenditures at each of our nearly 60 court locations and functional units. It will enable each of our responsible managers to address immediately any out-of-line costs that appear. It is appropriate here to note that some of our costs are driven by factors over which we exercise little control. A major example is the cost of court-appointed counsel for indigent criminal defendants. Because of the size and the special nature of that item, we fully support the proposal, made by the State Bar Association, that the legislative appropriation for that constitutionally required State function be identified as a separate line item, rather than being lumped with the appropriation for "All Other" expenses of the courts.

The entire cost of operating our state-funded court system ran to about \$20 million in the last fiscal year; and, as compared to that gross cost, the courts collected revenues in fines and fees of almost \$14 million. The courts thus impose a very small net burden on the \$2 billion budget of the State. That fact must not, however, reduce one bit the rigor of our financial stewardship. Our computerized budget control system is a valuable tool that should help us do even better in managing our financial resources.

In the past year with your help we have further improved our methods for collecting fines. At this session you have before you further legislation that will help the courts to reach scofflaws, principally from out of state, who fail to appear when summoned to court for traffic infractions and civil violations. That legislation is desirable for its financial consequences. Even more, it is needed to assure the integrity of the court process.

My report this morning on the operation of our trial courts during 1986 just closed will sound to some of you like a rerun of my report a year ago for 1985. The litigation explosion that pushed the case filings in our trial courts to record levels in 1985 continued in '86 to produce still new record highs. New cases in the District Court totaled nearly 267,000, a staggering number even to contemplate. In the Superior Court over 11,000 new criminal prosecutions were initiated, producing a total record case load of over 17,500 filings. I can suggest some of the reasons for this continued growth in the work of Maine courts: an increasing population and greater highway traffic; enhanced law enforcement, in, for example, the areas of child abuse and drug violations; stepped-up development and economic activity and the added zoning and other governmental regulation that responds to it; a steadily growing body of statutes to protect consumers, to vindicate individual rights, and otherwise to meet perceived needs in an increasingly complex society; and undoubtedly there are other reasons.

While the total number of civil cases is not increasing at the same rate as criminal and traffic cases, our civil trials are becoming qualitatively more complex and they take more court time. The run-of-the-mill auto negligence case, once common in the Superior Court, is replaced by lengthy product liability trials, such as the asbestos cases, and by complex cases of administrative review, under statutes such as the recent hospital cost containment law.

The District Court is experiencing the same increase in the length and the complexity of its civil trials. That court is the closest we come to having a family court. For example, it handles almost all divorces, with at times hotly contested issues of marital property and child custody. It handles most protective custody proceeding involving abused or neglected children, as well as the termination of parental rights in appropriate cases. The District Court also is now hearing many other substantial civil cases that would formerly have routinely gone to the Superior Court, such as mortgage foreclosures and money suits up to \$30,000. Opinion writing and the recording of the evidence for purposes of appeal is becoming almost as regular a practice in the District Court as in the Superior Court. Except in certain special proceedings unique to one court, there is no longer any reason to have different procedures in civil cases in the District and the Superior Courts. The Supreme Judicial Court will soon promulgate a single, merged set of civil rules for both of those trial courts.

To meet the growing work load of the trial courts, we are doing many things, most of which are possible only with your support. First, computerization of the criminal and traffic infractions dockets in the District Court is well along toward completion, and the introduction of computers into the Superior Court is starting in March. This process has taken longer than we originally estimated. Nonetheless, as compared with many other states, the Maine courts are making the transition to the high tech world with fewer personnel and at a faster pace. We are also proud of the high quality of the technical work by our computer director. The trial court computers will make needed information available much more readily than the present manual system and will help the already hard-pressed staffs of our clerks' offices to cope with the ballooning case load.

Second, in the last biennium you at our request added one judge to each of the trial courts. Our previous projection had indicated that we would also need an additional judge in each trial court at the first regular session of this Legislature. We do much need that one additional judge in the District Court. At this time, however, we are deferring our request for the additional Superior Court judge until the critical shortage of jury courtrooms in Cumberland County is relieved. Even with one more District Court judge, the Maine judiciary is remarkable small. Other than the part-time county probate judges, 48 men and women comprise our entire active judiciary. In good part, credit for our small judiciary's being able to cope with their increasing work load goes to the help we get from our active retired judges. After retirement those experienced judges continue to perform judicial service as assigned by the chiefs of their respective courts, and they do so at only a minimal cost to the State. We are much indebted to them.

Third, we are making steady progress in improving court facilities statewide. In Bath, Belfast, Farmington, Millinocket, Fort Kent, and Madawaska, new or improved court facilities are open or are in preparation. At those and other locations around the state, we have made courtrooms accessible to the handicapped. In Cumberland County, with excellent cooperation between the County Commissioners and the courts, planning is under way for the major addition to the courthouse approved by the county voters a year ago November. This addition is much needed. That Cumberland County Courthouse does about 20% of all the business statewide of both the District Court and the Superior Court. We responsible for the courts are working hard in the planning process to assure that we get the maximum possible in additional courtrooms and support facilities for the rent dollars that we will pay to the County.



Fourth, the trial courts constantly work to improve their methods of operation and the quality of the justice they dispense. By the end of this week the Superior Court's expedited case flow program for civil cases will have been in operation statewide for a full year and in four test counties for more than two years. The indications continue that the civil cases that are put on the fast track (and that is about three quarters of all of them) are settled or are disposed of through trial faster than would otherwise be true. The public directly benefits from reduced delay and cost.

By statutes you enacted in the last biennium, our court mediation service and our CASA program, both nationally acclaimed, have become regular features of the Judicial Department. Our mediation service continues to produce in many cases what I am confident is a better brand of justice than is possible with the black-and-white of an adjudicated outcome. Despite the suspension of mediation for 2 1/2 months for budgetary reasons, our mediators handled 3,322 cases in 1986, over 70% being marital relations cases. CASA (the acronym for court appointed special advocates) is now fully operational at six District Court locations from Biddeford to Lewiston to Rockland. In the CASA program a carefully selected and trained citizen volunteer is appointed by the court to act as guardian ad litem for the child involved in a child protection proceeding. Throughout the pendency of that proceeding, the CASA volunteer works closely with the child, in and out of court. Extension of the CASA program to other court locations will proceed as fast as the CASA director is able to carry out recruitment, training, and supervision of the needed volunteers. The CASA volunteers are performing a great public service in helping the courts to protect children in jeopardy.

In his Inaugural Address Governor McKernan said, "We must rekindle a volunteer spirit of citizen helping citizen." I fully agree. We in the courts already are the beneficiaries of much citizen participation, but we can use more. In the CASA program, over 100 volunteer guardians ad litem are now working under court appointments in over 125 child protection cases. Our active mediators, now numbering about 60 and including, I am pleased to note, Barbara McKernan of Bangor, bring to their mediation efforts a variety and depth of life experience that money alone could never buy. Citizens also participate in the courts' work in other ways: Last year 7,700 Maine men and women served on the grand and traverse juries of the Superior Court. Many citizens serve on committees and boards advising the Supreme Judicial Court. In fact, lay persons now preside over both the Board of Overseers of the Bar, the body responsible for superintending the legal profession, and the Committee on Judicial Responsibility and Disability, the body responsible for investigating complaints against judges. To refashion an old adage, the courts are too important to leave to us judges and lawyers alone.

Turning to the Supreme Judicial Court, last year produced another record high in the number of appeals to the Law Court -- 520. I am proud to report again that my hard-working colleagues have kept well abreast of this heavy appellate case load. This the Court has accomplished, while at the same time discharging the court's "board of directors" responsibilities in setting administrative policy for the Judicial Department and in making procedural rules for all courts. During the past year Justice Elmer H. Violette has taken active retired status, and former Chief Justice Robert W. Clifford of the Superior Court has succeeded him. Both are here with us today.

As part of the Law Court's commemoration of the Constitutional Bicentennial, it is going "on the road" outside Portland for all four weeks of its regular May and June terms. For one of those weeks the Court will sit to hear oral argument in Alfred and for another week it will sit in Houlton. And I am personally pleased to announce that the Law Court will sit for one day of oral argument at the courthouse in my native County of Piscataquis. The State and County Bar Associations are to help in arranging visits by school students to the Law Court sessions around the State.

Two weeks ago you received the final report of the Supreme Judicial Court Relocation Commission, a study commission created by you in 1985. In considering their recommendations, you will be addressing two basic questions: First, should Maine bring its Supreme Court together into its own central home, thus doing what all other States of the Union have done? Second, should Maine headquarter its Supreme Court in its capital city, thus doing what all the other States of the Union, except Louisiana, have done? Yours is a "Once in a Statehood" decision, as Commission member Eugene Mawhinney of Orono calls it. In broad historical perspective, you will decide whether to finish the job, started by the Maine Legislature in the late 1820's, of moving the seat of all state government from Portland to Augusta.

Before closing, I want to return to the subject of the Constitutional Bicentennial. Last year you authorized and funded a Maine Commission for the commemoration of the Bicentennial. That Commission, under the dynamic leadership of Dr. Arthur M. Johnson, former President of the University of Maine at Orono, is encouraging and coordinating the efforts of great numbers of Maine communities and other organizations, public and private, in sponsoring appropriate celebratory events. During the next several months we can all enjoy a refresher course in civics and history occasioned by the Bicentennial.

From my reading about the historic events of 200 years ago, I draw several lessons, of which I now mention two. First is the importance placed by the Founding Fathers upon an independent judiciary. At Philadelphia the delegates accepted without debate the proposition that the Constitution's division of powers, its guarantee of individual rights, and its intricate set of checks and balances would be monitored by a judicial system independent of, and as much as possible insulated from, the other two branches, the political branches. The only debate was over how to assure an independent judiciary. The delegates gave federal judges life tenure and in the "compensation clause" prohibited the reduction of a judge's salary during his tenure. The principal debate, such as there was, concerned a parallel proposal to prevent the temptation of salary increases. Promoted by James Madison himself, the proposal lost largely on the practical ground that the cost of living might rise. In 1787 the Massachusetts Constitution already had provided for judges with life tenure, and Maine followed that example in its Constitution in 1820. Although in the flush of Jacksonian democracy Maine in 1839 substituted 7-year terms for its judges, judicial independence remains a cornerstone principle of Maine government. Judges must be free to make unpopular decisions when either constitution or statute requires. No citizen wants his rights to liberty or property ruled upon by a judge who is influenced by any consideration other than the requirements of the law, determined as wisely and as dispassionately as is humanly possible.

A second lesson that I get from my Bicentennial reading is a renewed respect for the political process, a renewed respect for you in the political branches of government, the legislative and executive branches. That remarkable document that 39 delegates signed on September 17, '87, came about through political debate and political compromise. The drafters resolved conflicting interests, particularly between the large and the small states, through political compromise, and they kept a constant political eye out for what would sell or not sell in ratification conventions back home. The ratification process during the next year was a real political squeaker. In February '88, Massachusetts, including the District of Maine, ratified by a convention vote of less than 53%, and then only when that convention vote was joined with a recommendation of amendments that would make a more clear and extensive cataloging of individual and state rights. In the following months, that political formula succeeded in turning the tide in favor of ratification in other critical states. As a direct consequence of the political debate in the ratification conventions, the first Congress within 6 months of being organized approved the Bill of Rights for submission to the States for ratification. Thus, the framing of the Constitution, its ratification by the States, and the adoption of the Bill of Rights were all the product of the political process at its best.

The high standard of political debate and compromise set by our politician founding fathers stands as a challenging model for you citizen politicians in going about your legislative duties in this bicentennial biennium. I wish you all possible success in doing what is best for the State of Maine. I know that is the goal of every one of you.

Thank you for your time and attention.

## **THE YEAR IN REVIEW**

### **FINANCIAL INFORMATION**

### **COURT STRUCTURE**

**History**

**Supreme Judicial Court**

**Superior Court**

**District Court**

**Administrative Court**

### **STATE COURT CASELOAD SUMMARY**

### **MAINE JUDICIAL COUNCIL**

### **COURT ADMINISTRATION**

### **ADMINISTRATIVE OFFICE OF THE COURTS**

### **FISCAL CONSTRAINTS**

### **COURT FACILITIES**

**Trial Court Facilities**

**Handicapped Access**

### **JUDICIAL EDUCATION**

### **NON-JUDICIAL EDUCATION**

### **JUDICIAL RESOURCES**

**Scheduling**

**Use of Active Retired Justices and Judges**

### **COURT APPOINTED SPECIAL ADVOCATE (CASA) PROGRAM**

### **COURT AUTOMATION**

### **COUNTY LAW LIBRARIES**

### **JUDICIAL DEPARTMENT WORK ON STATE COMMISSIONS**

**Legislature's Appropriations Sub-Committee**

**Supreme Judicial Court Relocation Commission**

### **LEGISLATIVE HIGHLIGHTS**

**Overview**

**Listing**

### **COMMITTEES OF THE JUDICIAL DEPARTMENT**

**Committee Listing**

**Committee Membership**



## FINANCIAL INFORMATION

The Judicial Department operates from the State general funds which are appropriated by the Legislature. It also administers several grants from public sources. The expenditure and revenue data are presented for the State fiscal year ended June 30th.

### Expenditures

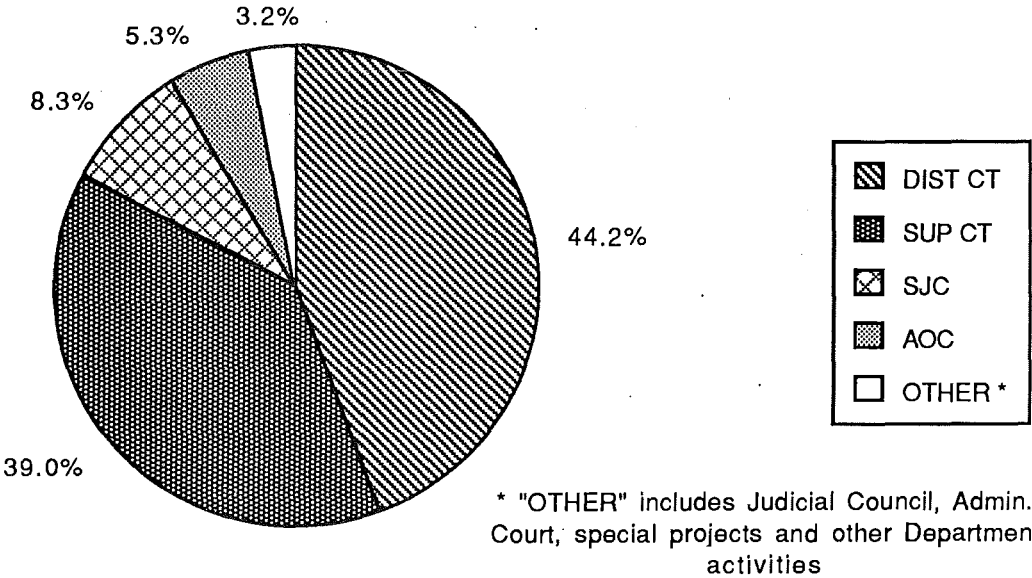
Judicial Department expenditures for FY'86 totaled \$19,683,623, representing a 20.2% increase over the previous year. The following is a summary of expenditures by Department subdivision:

COMPARATIVE EXPENDITURE SUMMARY FOR FISCAL YEARS ENDED JUNE 30TH			TABLE F-1
SUBDIVISION	FY 1985	FY 1986	% OF CHANGE
Supreme Judicial Court	\$1,642,261	\$1,633,938	-0.5
Superior Court (a)	7,033,064	7,674,554	9.1
District Court	7,806,744	8,709,312	11.6
Administrative Court	243,363	228,212	-6.2
Administrative Office of the Courts (b)	716,044	778,073	8.7
Court Automation	-	266,547	-
Special Projects (c)	30,321	46,912	54.7
Other Department Activities	292,016	339,068	16.1
Judicial Council	6,030	7,007	16.2
TOTAL	\$17,769,843	\$19,683,623	10.8

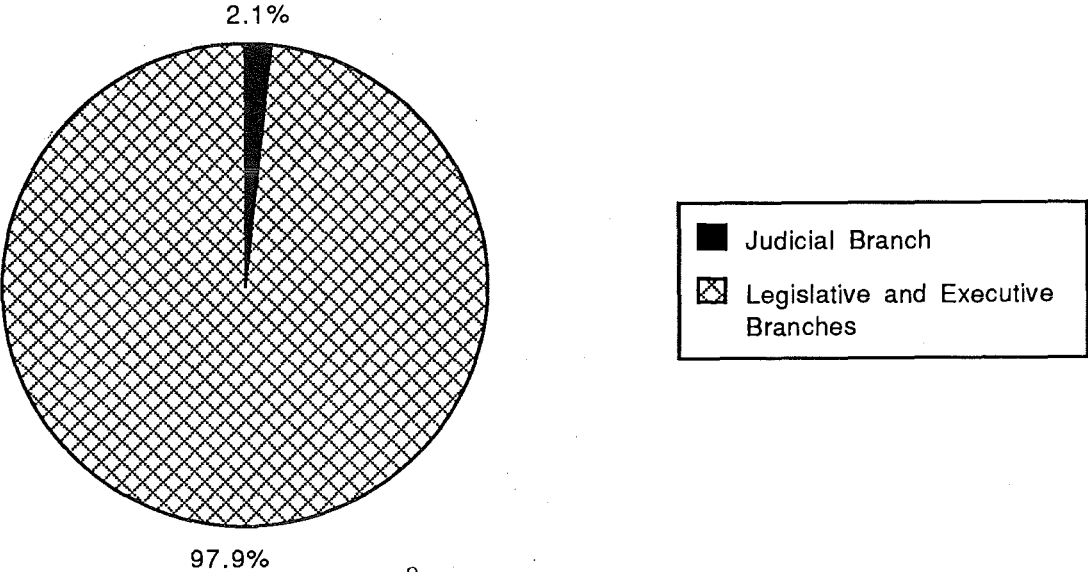
- (a) As in prior years, statutory payments to county law libraries have been included within Superior Court expenditures.
- (b) Court automation is included in the Administrative Office of the Courts' subdivision, but is itemized above.
- (c) Special Projects which were administered with federal monies during the fiscal year were as follows:

- Court Automation	\$31,412
- CASA	\$15,500

**EXPENDITURES BY SUBDIVISION**

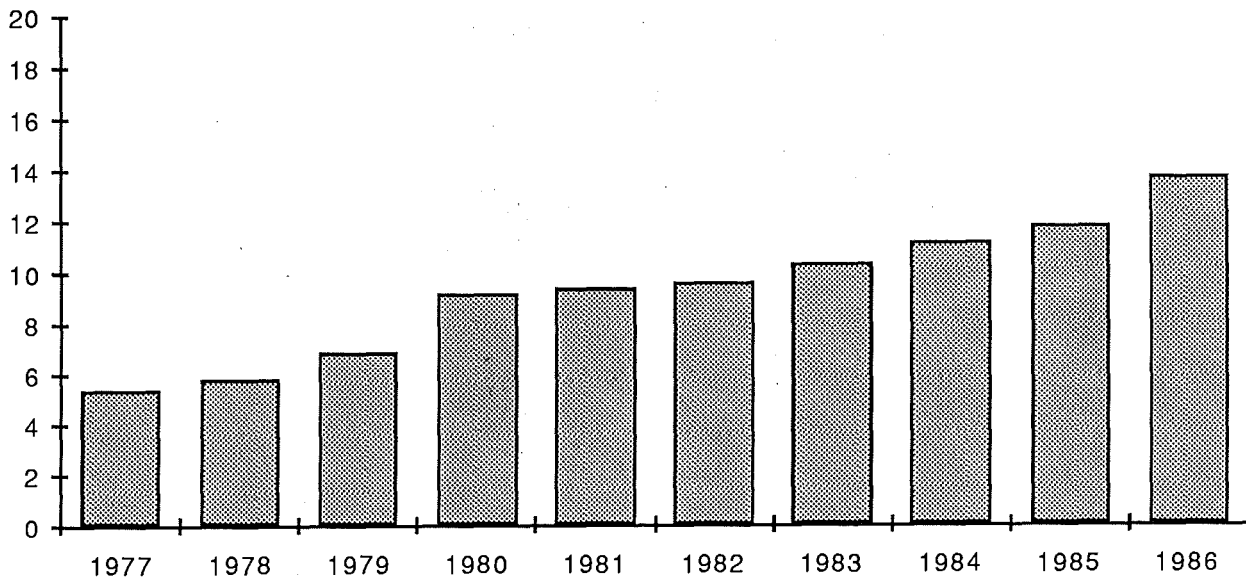


**JUDICIAL BRANCH PERCENTAGE OF STATE EXPENSES**



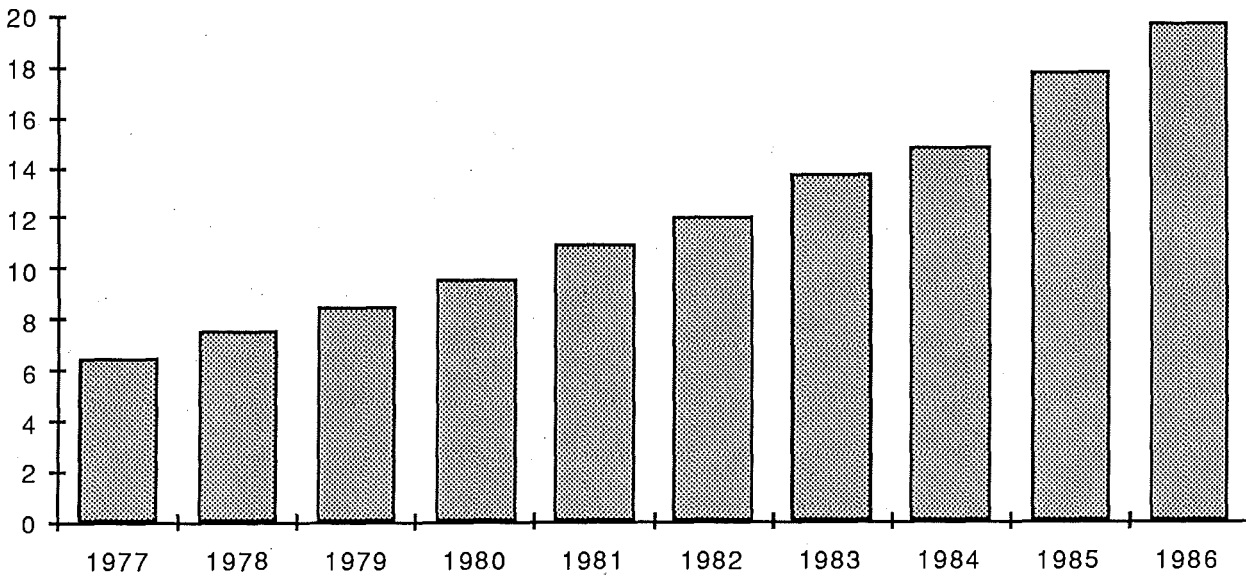
## REVENUE

\$ IN MILLIONS



## EXPENDITURES

\$ IN MILLIONS





Judicial Department Expenditures by Category -- FY'86

TABLE F-5

	Expenditures	% of Total	% of Total
PERSONAL SERVICES:	\$9,417,648		48.0
ALL OTHER:			
Court Appointed Counsel	1,962,178	20.0	
Pensions	1,290,029	13.1	
Traverse Jury Costs	1,133,717	11.5	
Leases	835,585	8.5	
* Court Officers	699,936	7.1	
* Medical Services	402,464	4.1	
* Witness Fees	384,495	3.9	
Telephone	345,516	3.5	
* Bailiffs	332,588	3.4	
In-State Travel	322,873	3.3	
Postage	301,870	3.1	
* Mediators	204,159	2.1	
Printing/Binding	192,812	2.0	
County Law Libraries	189,085	1.9	
Photocopying	133,105	1.4	
Grand Jury Costs	132,323	1.3	
Office Supplies	131,201	1.3	
Books	106,740	1.1	
* Transcript Costs	100,322	1.0	
Misc. Professional Fees	89,732	0.9	
* Investigators	73,540	0.7	
* Other	459,568	4.7	
Total All Other	\$9,823,838	100.0	50.0
CAPITAL:	\$395,226		2.0
TOTAL EXPENDITURES **	\$19,636,712		100.0

\* Definitions

Court Officers--payments to county sheriffs to provide security in Superior Court and to county sheriffs and municipal police departments to serve as court complaint officers in District Court.

Medical Services: psychiatric examinations and testimony under the following circumstances: involuntary hospitalization of mentally ill and mentally retarded individuals in District Court cases; periodic review of mentally ill individuals and re-certification of mentally retarded individuals in District Court cases; indigent criminal defendants; and any other criminal defendants upon order of the judge, in Superior Court and District Court cases.

Witness Fees--payments to municipal police departments, county sheriffs, state police and the State Department of Inland Fisheries and Wildlife to serve as witnesses for the prosecution in District Court cases and for indigent defendants in Superior Court and District Court cases, and to private citizens serving as witnesses in any case.

Bailiffs--payments to county sheriffs and municipal police departments to provide security in the District Court.

Mediators--only includes fees paid to mediators; does not include mediators' travel and Court Mediation Service operational expenses.

Transcript Costs--transcript costs for indigent defendants.

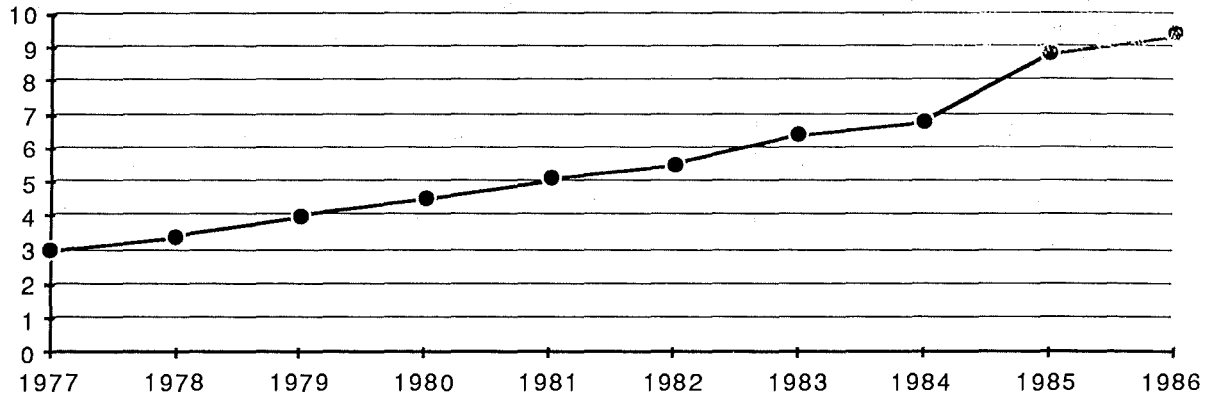
Investigators--investigators in indigent defense cases.

Other--data processing, casual labor, complaint justices, research services, analysis and lab services, out-of-state travel, utilities, rent and repairs to equipment, subscriptions, dues, janitorial services, clothing, miscellaneous and minor equipment, training, and disability compensation.

\*\* Does not include special projects administered with federal monies.

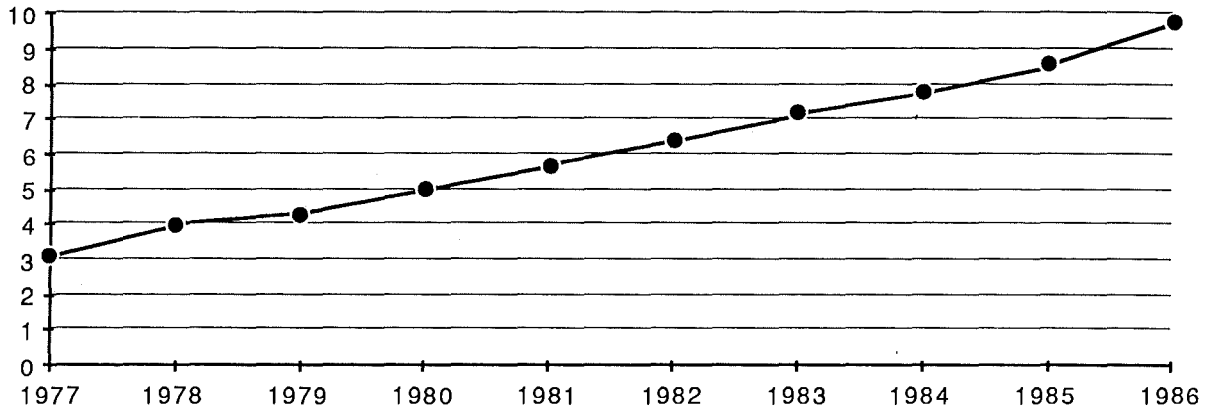
PERSONAL SERVICES EXPENDITURES

\$ IN MILLIONS



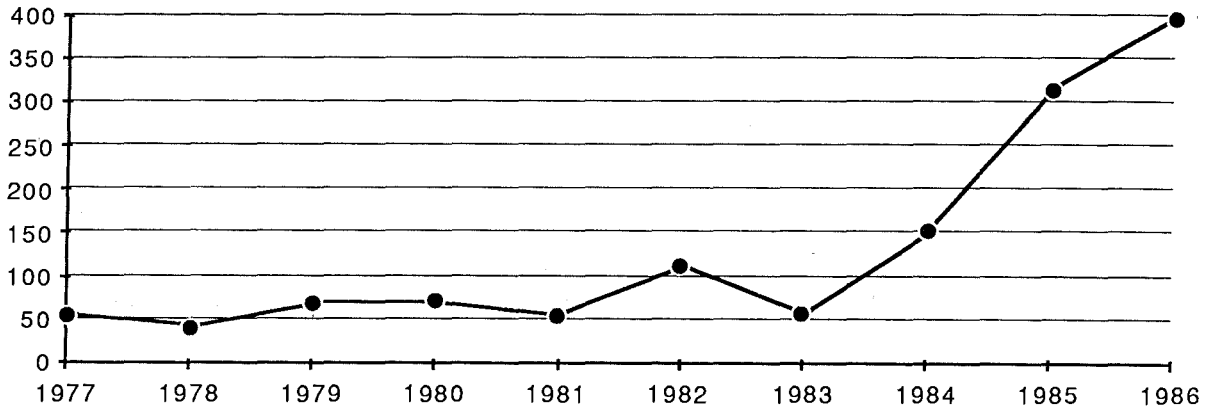
ALL OTHER EXPENDITURES

\$ IN MILLIONS



CAPITAL EXPENDITURES

\$ IN THOUSANDS



## Revenue

Judicial Department gross revenue for FY'86 totaled \$13,754,938. Table F-7 below identifies a source breakdown of that revenue for FY'82 through FY'86. Revenue and percent change by Superior Court locations is shown on Table F-8. Revenue and percent change by the District Court locations, including the Administrative Court, is shown on Table F-9.

All funds collected by the Judicial Department, except project grants, go into the State general fund. A relatively small proportion of these funds consist of fines for specific violations of law which are dedicated to certain agencies. A comparative summary of dedicated fines by fiscal year is also shown below:

COMPARATIVE REVENUE SUMMARY FOR FISCAL YEARS ENDED JUNE 30TH

TABLE F-7

REVENUE	1982	1983	% CHG. '82-'83	1984	% CHG. '83-'84	1985	% CHG. '84-'85	1986	% CHG. '85-'86
SUPERIOR COURT	\$775,015	\$731,544	-5.6	\$853,819	16.7	\$813,446	-4.7	\$1,243,496	52.9
DISTRICT COURT	8,759,009	9,599,392	9.6	10,179,071	6.0	10,813,447	6.2	12,273,563	13.5
ADMIN. COURT	72,903	50,113	-31.3	119,461	138.4	93,002	-22.1	82,932	-10.8
MISCELLANEOUS	31,801	34,121	7.3	65,043	90.6	84,416	29.8	154,947	83.6
<b>TOTAL REVENUE</b>	<b>\$9,638,728</b>	<b>\$10,415,170</b>	<b>8.1</b>	<b>\$11,217,394</b>	<b>7.7</b>	<b>\$11,804,311</b>	<b>5.2</b>	<b>\$13,754,938</b>	<b>16.5</b>
LESS:									
DEDICATED REVENUE									
DEPT. OF TRANSPORTATION	\$407,627	\$484,685		\$593,477		\$626,304		\$665,145	
DEPT. OF INLAND FISH- ERIES AND WILDLIFE	274,830	258,016		276,607		277,057		345,978	
PUBLIC UTIL. COMM./ TRANS. SAFETY FUND	76,032	80,014		123,106		126,002		118,720	
MUNICIPALITIES	44,127	48,089		44,212		58,666		49,631	
DEPT. OF AGRICULTURE	20	0		450		50		0	
DEPT. OF CONSERVATION	4,955	5,800		2,990		2,527		2,580	
MISC. AGENCIES	4,759	4,405		5,703		5,079		5,929	
<b>TOTAL DEDICATED REVENUE</b>	<b>\$ (812,350)</b>	<b>\$ (881,009)</b>		<b>\$(1,046,545)</b>		<b>\$(1,095,685)</b>		<b>\$(1,187,983)</b>	
<b>NET GENERAL FUND REVENUE</b>	<b>\$ 8,826,378</b>	<b>\$ 9,534,161</b>		<b>\$10,170,849</b>		<b>\$10,708,626</b>		<b>\$12,566,955</b>	
REVENUE FOR SPECIAL PROJECTS	\$124,514	\$0		\$39,192		\$0		\$71,469	

Note: This information is prepared on a cash basis and does not take into consideration any accruals.

COMPARATIVE REVENUE SUMMARY FOR SUPERIOR COURT LOCATIONS  
FOR FISCAL YEARS ENDED JUNE 30TH

TABLE F-8

COURT	LOCATION (City/Town)	1982 REVENUE	1983 REVENUE	% CHG. '82-'83	1984 REVENUE	% CHG. '83-'84	1985 REVENUE	% CHG. '84-'85	1986 REVENUE	% CHG. '85-'86
ANDROSCOGGIN	Auburn	\$24,845	\$58,048	133.6	\$62,391	7.5	\$49,938	-20.0	\$91,415	83.1
AROOSTOOK	Houlton	50,166	51,863	3.4	61,360	18.3	52,827	-13.9	64,378	21.9
CUMBERLAND	Portland	130,414	135,205	3.7	146,680	8.5	162,269	10.6	253,520	56.2
FRANKLIN	Farmington	41,470	32,000	-22.8	29,934	-6.5	32,517	8.6	52,129	60.3
HANCOCK	Ellsworth	30,650	25,148	-18.0	23,289	-7.4	18,252	-21.6	39,974	119.0
KENNEBEC	Augusta	58,674	76,655	30.6	96,300	25.6	48,701	-49.4	115,640	137.4
KNOX	Rockland	35,375	34,880	-1.4	62,216	78.4	46,844	-24.7	74,112	58.2
LINCOLN	Wiscasset	31,784	22,433	-29.4	23,940	6.7	37,341	56.0	53,826	44.1
OXFORD	South Paris	25,129	23,683	-5.8	23,416	-1.1	32,927	40.6	41,080	24.8
PENOBSCOT	Bangor	46,929	71,179	51.7	74,249	4.3	65,362	-12.0	109,865	68.1
PISCATAQUIS	Dover-Fox.	46,949	7,183	-84.7	10,074	40.2	9,676	-4.0	14,455	49.4
SAGADAHOC	Bath	14,586	19,712	35.1	24,328	23.4	37,451	53.9	29,698	-20.7
SOMERSET	Skowhegan	141,705	74,244	-47.6	81,433	9.7	92,516	13.6	107,706	16.4
WALDO	Belfast	11,153	12,875	15.4	19,078	48.2	30,778	61.3	25,979	-15.6
WASHINGTON	Machias	21,413	23,453	9.5	22,618	-3.6	17,169	-24.1	25,936	51.1
YORK	Alfred	63,773	62,983	-1.2	92,513	46.9	78,878	-14.7	143,783	82.3
TOTAL		\$775,015	\$731,544	-5.6	\$853,819	16.7	\$813,446	-4.7	\$1,243,496	52.9

COMPARATIVE REVENUE SUMMARY FOR DISTRICT COURT AND ADMINISTRATIVE COURT  
FOR FISCAL YEARS ENDED JUNE 30TH

TABLE F-9

COURT	1982 REVENUE	1983 REVENUE	% CHG. '82-'83	1984 REVENUE	% CHG. '83-'84	1985 REVENUE	% CHG. '84-'85	1986 REVENUE	% CHG. '85-'86
AUGUSTA	\$660,189	\$637,172	-3.5	\$600,443	-5.8	\$696,624	16.0	\$864,544	24.1
BANGOR	591,413	696,147	17.7	702,044	0.8	837,028	19.2	938,575	12.1
BAR HARBOR	45,424	56,718	24.9	57,846	2.0	73,863	27.7	69,944	-5.3
BATH	231,556	252,001	8.8	236,112	-6.3	201,857	-14.5	219,098	8.5
BELFAST	171,125	153,893	-10.1	148,924	-3.2	147,521	-0.9	189,945	28.8
BIDDEFORD	584,889	576,567	-1.4	672,031	16.6	795,705	18.4	1,024,056	28.7
BRIDGTON	109,260	130,692	19.6	80,968	-38.0	141,416	74.7	122,822	-13.1
BRUNSWICK	381,213	417,954	9.6	439,182	5.1	347,111	-21.0	368,851	6.3
CALAIS	90,134	134,619	49.4	136,957	1.7	146,002	6.6	133,329	-8.7
CARIBOU	84,759	156,257	84.4	96,832	-38.0	142,546	47.2	144,499	1.4
DOVER-FOXCR.	126,817	147,651	16.4	147,714	0.0	157,518	6.6	159,848	1.5
ELLSWORTH	193,658	307,758	58.9	356,131	15.7	343,646	-3.5	276,740	-19.5
FARMINGTON	236,886	288,931	22.0	271,938	-5.9	262,602	-3.4	277,317	5.6
FORT KENT	70,900	63,569	-10.3	70,079	10.2	70,253	0.2	73,597	4.8
HOULTON	223,266	196,224	-12.1	144,457	-26.4	155,975	8.0	141,728	-9.1
KITTERY	451,280	524,234	16.2	711,739	35.8	747,229	5.0	880,090	17.8
LEWISTON	558,974	596,222	6.7	635,691	6.6	668,406	5.1	814,686	21.9
LINCOLN	132,663	154,423	16.4	145,050	-6.1	198,703	37.0	172,309	-13.3
LIVERMORE FLS.	55,428	64,414	16.2	119,449	85.4	69,441	-41.9	62,824	-9.5
MACHIAS	79,892	116,605	46.0	115,153	-1.2	111,867	-2.9	132,519	18.5
MADAWASKA	54,837	52,583	-4.1	40,729	-22.5	45,818	12.5	66,135	44.3
MILLINOCKET	108,829	89,036	-18.2	123,036	38.2	127,046	3.3	129,761	2.1
NEWPORT	160,866	170,738	6.1	161,742	-5.3	214,455	32.6	224,544	4.7
PORTLAND	1,598,275	1,627,984	1.9	1,861,984	14.4	1,806,914	-3.0	2,259,729	25.1
PRESQUE ISLE	189,372	204,829	8.2	231,123	12.8	246,809	6.8	240,693	-2.5
ROCKLAND	227,957	215,682	-5.4	253,663	17.6	306,925	21.0	294,987	-3.9
RUMFORD	158,428	155,993	-1.5	148,096	-5.1	167,603	13.2	166,552	-0.6
SKOWHEGAN	397,200	453,657	14.2	457,515	0.9	464,443	1.5	490,414	5.6
SOUTH PARIS	86,578	84,156	-2.8	102,350	21.6	119,519	16.8	143,915	20.4
SPRINGVALE	216,810	277,422	28.0	279,745	0.8	335,978	20.1	378,356	12.6
VAN BUREN	21,219	13,941	-34.3	12,945	-7.1	14,606	12.8	13,298	-9.0
WATERVILLE	259,381	353,435	36.3	420,567	19.0	422,807	0.5	545,192	28.9
WISCASSET	199,532	227,885	14.2	196,836	-13.6	225,211	14.4	252,666	12.2
TOTAL	\$8,759,010	\$9,599,392	9.6	\$10,179,071	6.0	\$10,813,447	6.2	\$12,273,563	13.5
ADMINISTRATIVE COURT									
PORTLAND	\$72,903	\$50,113	-31.3	\$119,461	138.4	\$93,002	-22.1	\$82,932	-10.8
GRAND TOTAL	\$8,831,913	\$9,649,505	9.3	\$10,298,532	6.7	\$10,906,449	5.9	\$12,356,495	13.3

District Court Building Fund

Pursuant to 4 MRSA §163(3), \$3,000 per month is transferred from the District Court appropriations to the District Court Building Fund. This fund is "to be used solely for the building, remodeling and furnishing of quarters for the District Court.....". Monies in this fund are carried forward from year to year.

The balance forward from fiscal year 1985 was \$72,964. The addition of \$36,000 from the appropriation and \$4,800 from the Bureau of Public Improvement for fiscal year 1986 brought the total available fund to \$113,764. Of this amount \$23,285 was spent during the year to replace equipment and for renovations in Portland, Brunswick, Lewiston, Augusta and Ellsworth court locations, leaving a year-end balance of \$90,479.

## COURT STRUCTURE

### History

Until separation in 1820, Maine was a part of Massachusetts and therefore included in the Massachusetts court system. However, in 1820, Article VI, Section I of the new Maine Constitution established the judicial branch of government stating: "The judicial power of the State shall be vested in a Supreme Judicial Court, and such other courts as the Legislature shall from time to time establish". From the start of statehood, the Supreme Judicial Court was both a trial court and an appellate court or "Law Court". The new State of Maine also adopted the same lower court structure as existed in Massachusetts, and the court system remained unchanged until 1852. The Court Reorganization Act of 1852 increased the jurisdiction of the Supreme Judicial Court to encompass virtually every type of case, increased the number of justices and authorized the justices to travel in circuits. The Probate Courts were created in 1820 as county-based courts and have remained so to date.

The next major change in the system came in 1929, when the Legislature created the statewide Superior Court to relieve the overburdened Supreme Judicial Court. Meanwhile, the lower courts continued to operate much as they always had until 1961 when the municipal courts and the trial justices system was abolished and the new District Court created. The most recent change to the Maine Judicial System occurred in 1978 with the addition of the Administrative Court.

### Supreme Judicial Court and Law Court

The Supreme Judicial Court is the governing body of the Judicial Department and, sitting as the Law Court, it is the court of final appeal. The Law Court hears appeals of civil and criminal cases from the Superior Court, appeals from final judgments, orders and decrees of the Probate Court, appeals of decisions of the Public Utilities Commission and the Workers Compensation Commission's Appellate Division, appeals from the District Court in parental rights termination and foreclosure cases, interlocutory criminal appeals from the District and Superior Courts, and appeals of decisions of a single justice of the Supreme Judicial Court. A justice of the Supreme Judicial Court has jurisdiction to hear, with his consent, non-jury civil actions, except divorce or annulment of marriage, and can be assigned by the chief justice to sit in the Superior Court to hear cases of any type, including post-conviction matters and jury trials. In addition, single justices handle both admission to the bar and bar disciplinary proceedings. The justices of the Supreme Judicial Court make decisions regarding legislative apportionment and render advisory opinions concerning important questions of law on solemn occasions when requested by the governor, Senate or House of Representatives. Three members of the Supreme Judicial Court, appointed by the chief justice, serve as the Appellate Division for the review of criminal sentences of one year or more.

By statute, the chief justice is head of the Judicial Department, and the Supreme Judicial Court has general administrative and supervisory authority over the Judicial Department.

The Supreme Judicial Court has seven members: the chief justice and six associate justices. The justices are appointed by the governor for seven-year terms, with the consent of the Legislature. The court determines the number, time and place of its terms depending on the volume of cases. The court sits in Portland four times a year and in Bangor twice a year. Each term runs from two to three weeks and handles from 50 to 60 cases.

Upon retirement, a Supreme Judicial Court justice may be appointed an active retired justice by the governor for a seven-year term, with the consent of the Legislature. On assignment by the chief justice, an active retired justice has the same authority as an active justice, and may sit in either the Supreme Judicial Court or the Superior Court. As of the end of 1986, there were three active retired justices of the Supreme Judicial Court.

### Superior Court

The Superior Court was created by the Legislature in 1929 as Maine's trial court of general jurisdiction. The court has original jurisdiction over all matters (either exclusively or concurrently with other courts) that are not within the exclusive jurisdiction of the District Court. This is the only court in which civil and criminal jury trials are held. In addition, justices of this court hear appeals on questions of law from the District Court and from the Administrative Court.

There are 16 justices of the Superior Court who hold sessions of the Court in each of the 16 counties. The justices are appointed by the governor for seven-year terms, with the consent of the Legislature. A single justice is designated by the chief justice of the Supreme Judicial Court to serve as the chief justice of the Superior Court.

Upon retirement, a Superior Court Justice may be appointed an active retired justice by the governor for a seven year term, with the consent of the Legislature. On assignment by the Superior Court chief justice, an active retired justice has the same authority as an active justice. As of the end of 1986, there were two active retired justices of the Superior Court.

### District Court

The District Court was created by the Legislature in 1961 as Maine's court of limited jurisdiction. The court has original jurisdiction in non felony criminal cases, traffic infractions and civil violations, can accept guilty pleas in felony cases and conducts probable cause hearings in felony cases. The court has concurrent jurisdiction with the Superior Court in divorce, non equitable civil cases involving not more than \$30,000, and also may grant equitable relief in cases of unfair trade practices and in cases involving local land use violations. In practice, the District Court hears virtually all child abuse and neglect cases, termination of parental rights cases, protection from abuse cases, and cases involving local land use violations. The District Court is the small claims court (for cases involving not more than \$1400) and the juvenile court. In addition, the court hears mental health, forcible entry and detainer, quiet title and foreclosure cases. It is the only court available for the enforcement of money judgments.

There are 23 judges in the District Court; the chief judge, who is designated by the chief justice of the Supreme Judicial Court, 8 judges-at-large who serve throughout the state, and 15 resident judges (including the chief judge) who sit principally within the districts where they live. The judges are appointed by the governor for seven-year terms, with the consent of the Legislature. On assignment by the chief justice of the Supreme Judicial Court, District Court judges may also sit in the Superior Court.

Upon retirement, a District Court judge may be appointed an active retired judge by the governor for a seven-year term, with the consent of the Legislature. On assignment by the chief judge, an active retired judge has the same authority as an active judge. As of the end of 1986, there were five active retired judges of the District Court.

### Administrative Court

The Administrative Court was created by the Legislature in 1973 and became a part of the Judicial Department in 1978. Prior thereto, the Administrative Court had jurisdiction over suspension and revocation of licenses by a specific list of executive agencies. Effective July 1, 1978, the Legislature substantially expanded the jurisdiction of the Administrative Court. Other than in emergency situations, the Administrative Court was granted exclusive jurisdiction upon complaint of an agency or, if the licensing agency fails or refuses to act within a reasonable time, upon complaint of the Attorney General, to revoke or suspend licenses issued by the agency, and original jurisdiction upon complaint of a licensing agency to determine whether renewal or issuance of a license of that agency may be refused. Effective in 1983, the Administrative Court also has exclusive jurisdiction to hear appeals from disciplinary decisions of the Real Estate Commission.

There are two judges of the Administrative Court; the Administrative Court judge and the Associate Administrative Court judge. The judges must be lawyers and are appointed by the governor for seven-year terms, with the consent of the Legislature. On assignment by the chief justice of the Supreme Judicial Court, Administrative Court judges regularly sit in the District Court and in the Superior Court, almost exclusively in Portland.



## STATE COURT CASELOAD SUMMARY

Caseloads throughout Maine's state court system have undergone significant changes during the past several years. There are characteristic differences in 1986 court caseload compared to that of the 1970's, but these changes are difficult to quantify. For instance, statistics cannot demonstrate the degree to which civil litigation has become increasingly complex, and it is often impossible to document the actual impact of new legislation each year. Nonetheless, the statistics summarized on the following page and detailed in the appendices to this report should provide one with a basic understanding of state court caseload.

In the Law Court, the state's highest appellate court, incoming filings remained virtually stable in 1986 compared to last year. There were a total of 520 cases filed and 501 cases disposed of. In cases for which opinions were written, the average time from notice of appeal to final disposition by the Law Court was 8.6 months. The court wrote 139 opinions in criminal cases and 181 opinions in civil cases. 1986 saw a dramatic speed-up in the justices' work; only 57.5 days were required for a case to proceed from oral argument to disposition, a significant decrease from the 87.9 day average in 1985.

The Superior Court is the state's court of general jurisdiction. There were 17,716 cases filed in 1986, of which 30% were civil cases. Statewide, 1986 is the fifth consecutive year in which civil dispositions exceeded civil filings, resulting in the lowest level of pending caseload in recent history. As of the end of 1986, the average civil case had required 529 days to reach disposition, a reduction from the 562 day average the previous year. Of the 5,974 dispositions during 1986, over one-half were dismissed upon agreement of the parties (Rule 41(a)). The 221 civil jury trials accounted for 3.7% of all dispositions. It took an average of 2.4 years for a civil case to reach jury trial during 1986, a marked reduction from the 2.8 years required last year.

The number of criminal filings in the Superior Court rose to an all-time high of 11,094 in 1986, a 5% increase over the record previously set in 1985. Although dispositions rose by over 12%, the 10,586 dispositions still fell short of incoming filings, resulting in a pending caseload of over 7,100 cases. It should be noted, though, that 29% of all pending criminal cases are pending as a result of outstanding warrants of arrest. About one-half of all criminal case filings were transfers from the District Court involving Class D and Class E proceedings. Cases involving murder, Class A, Class B and Class C crimes (formerly classified as felonies) constituted 31% of the state's criminal caseload. A total of 56% of all dispositions were convictions, while dismissals by either the court or the District Attorney accounted for 28%. Of the 6,089 convictions, 93% were by plea of guilty. The 472 criminal jury trials accounted for 4% of all criminal dispositions.

The state's major court of limited jurisdiction is the District Court. This court has witnessed large increase in caseload during the past year, reaching an all-time high of over 268,000 filings, an 8% increase over 1985. Civil violations and traffic infractions, the case category responsible for 46% of the Court's caseload, totaled 123,352--14% more than the number filed in 1985. Other types of cases rising to unprecedented levels in 1986 included family abuse, small claims and criminal cases.

The Administrative Court has jurisdiction over the suspension and revocation of administrative agency licenses. Almost all of this Court's caseload originates from the Bureau of Liquor Enforcement. In 1986, there were a total of 364 filings in the Administrative Court, a 31% increase over the level reported last year.

**STATE COURT CASELOAD SUMMARY**

Calendar Year	<u>1980</u>	<u>1981</u>	<u>1982</u>	<u>1983</u>	<u>1984</u>	<u>1985</u>	<u>1986</u>
<b>LAW COURT</b>							
Filings	513	521	478	486	513	518	520
Dispositions	384	549	468	480	493	520	501
<b>SUPERIOR COURT</b>							
Filings	17,255	17,306	16,898	16,704	15,520	17,777	17,716
Dispositions	16,579	16,611	15,851	16,991	16,737	16,728	17,660
<b>DISTRICT COURT</b>							
Filings	231,157	228,523	215,471	227,920	220,717	248,869	268,355
Dispositions	222,261	226,092	215,270	224,496	213,217	235,635	256,825
<b>ADMINISTRATIVE COURT</b>							
Filings	330	311	285	349	422	278	364
Dispositions	258	298	307	320	424	290	378
<b>TOTAL CASELOAD</b>							
Filings	249,255	246,661	233,132	245,459	237,172	267,442	286,955
Dispositions	239,482	243,550	231,896	242,287	230,871	253,173	275,364

## MAINE JUDICIAL COUNCIL

As set forth in 4 M.R.S.A. § 451, the purpose of the Judicial Council is to "make a continuous study of the organization, rules, and methods of procedures and practices of the judicial system of the State, the work accomplished, and the results produced by that system and its various parts."

The council consists of the following members: the chief justice of the Supreme Judicial Court (chairman, ex officio), the attorney general, the chief justice of the Superior Court, the chief judge of the District Court, the dean of the University of Maine Law School, an active or retired justice of the Supreme Judicial Court, one justice of the Superior Court, one judge of the District Court, one judge of a Probate Court, one clerk of courts, two lawyers, and six laypersons, the latter to be appointed by the governor for such periods not exceeding four years, as he may determine. The executive secretary, by contract, provides all executive services to the council.

The full council met on four occasions during 1986. It continued to press for probate reform during the legislative session, sponsoring its own measure, L.D. 1250, and working with the sponsors of L.D. 2402, a bill that resulted from the work of the Family Matters in Court Commission. Unfortunately, neither bill was enacted. Later in the year, the Council voted to again recommend probate reform to the Legislature.

During 1986, the Council was involved with or monitoring proposals to relocate the Supreme Judicial Court to Augusta, to commemorate the bicentennial of the United States Constitution, and to study the compensation of court-appointed counsel by the Maine State Bar Association's Commission on Court Appointments. In addition, a Council committee prepared a final draft of a Citizen's Guide to the Maine Courts and was seeking funding for its publication at year's end. The Council also continued to work for legislative enactment of a bill to strengthen the state's powers to collect overdue fines.

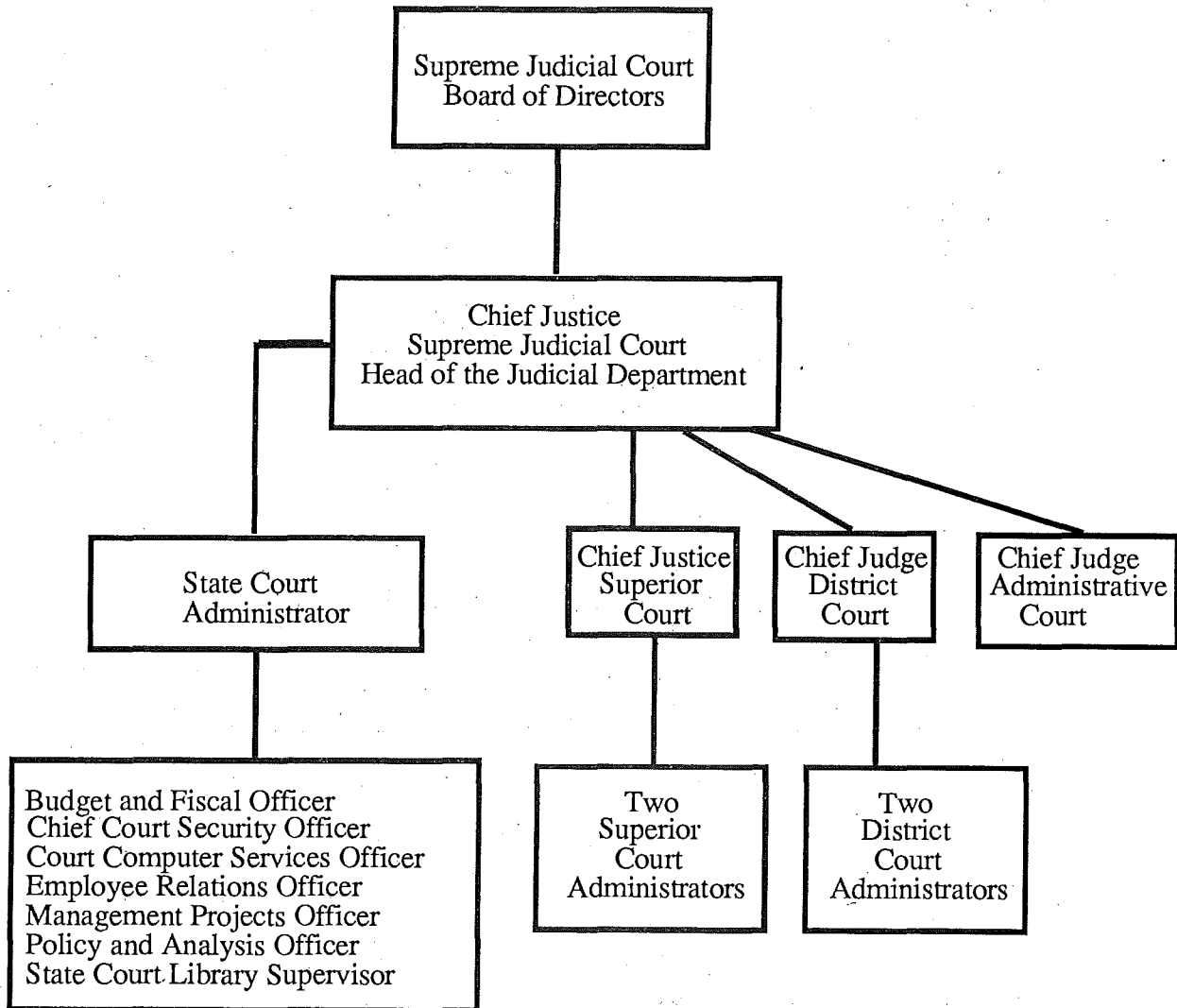
### Members of the Maine Judicial Council

Chief Justice Vincent L. McKusick, chair  
Associate Justice Robert W. Clifford, Supreme Judicial Court  
Chief Justice Morton A. Brody, Superior Court  
Justice Herbert T. Silsby, II  
Chief Judge Bernard M. Devine  
Deputy Chief Judge Alan C. Pease  
Probate Judge James P. Dunleavy  
Jean Childs  
Maurice Harvey, Director, Criminal Justice Academy  
Perry M. Hudson  
Martin Magnusson, Warden, Maine State Prison  
Eugene Mawhinney, Professor, University of Maine, Orono  
Joyce M. Page, Superior Court Clerk, Waldo County  
Peter J. Rubin, Esq.  
Attorney General James E. Tierney  
Fredda F. Wolf, Esq.  
Francis P. Woodhead, Chief, Bangor Police Department  
L. Kinvin Wroth, Dean, University of Maine Law School  
Executive Secretary:  
Murrrough H. O'Brien, Esq.

## COURT ADMINISTRATION

The administrative structure of the Maine Judicial Department is similar to that of a corporation. The Supreme Judicial Court serves as the Department's "board of directors" and by statute has general administrative and supervisory authority over the Department. This authority is exercised by promulgating rules, issuing administrative orders, establishing policies and procedures, and generally advising the chief justice. The chief justice is designated as head of the Judicial Department and is assisted by the state court administrator. Each of the four operating courts has a single administrative head, responsible to the chief justice, who also heads the Law Court. The chief justice in the Superior Court and the chief judge in the District Court are each assisted by two court administrators. All three chiefs, together with the state court administrator, the trial court administrators, and some members of the Administrative Office of the Courts, meet at least every other month to address administrative and policy issues, although each court's chief meets with his respective administrators on a more frequent basis.

### JUDICIAL DEPARTMENT MANAGEMENT STRUCTURE



## ADMINISTRATIVE OFFICE OF THE COURTS

The Administrative Office of the Courts was created in 1975. The office is directed by the state court administrator who is appointed by and serves at the pleasure of the chief justice. The Administrative Office staff is appointed by the state court administrator with the approval of the chief justice, and includes the following positions:

- Accountant
- Accounting Clerks (3)
- Budget and Fiscal Officer
- Chief Court Security Officer
- Court Computer Services Officer
- Employee Relations Officer
- Management Projects Officer
- Policy and Analysis Officer
- Purchasing Manager/Accountant
- Secretaries (2)
- State Court Library Supervisor

Pursuant to 4 M.R.S.A. §17, the state court administrator's responsibilities are as follows:

1. **Continuous survey and study.** Carry on a continuous survey and study of the organization, operation, condition of business, practice and procedure of the Judicial Department and make recommendations to the Chief Justice concerning the number of judges and other judicial personnel required for the efficient administration of justice. Assist in long and short range planning;
2. **Examine the status of dockets.** Examine the status of dockets of all courts so as to determine cases and other judicial business that have been unduly delayed. From such reports, the administrator shall indicate which courts are in need of additional judicial personnel and make recommendations to the Chief Justice, to the Chief Justice of the Superior Court and to the Chief Judge of the District Court concerning the assignment or reassignment of personnel to courts that are in need of such personnel. The administrator shall also carry out the directives of the Chief Justice as to the assignment of personnel in these instances;
3. **Investigate complaints.** Investigate complaints with respect to the operation of the courts;
4. **Examine statistical systems.** Examine the statistical systems of the courts and make recommendations for a uniform system of judicial statistics. The administrator shall also collect and analyze statistical and other data relating to the business of the courts;
5. **Prescribe uniform administrative and business methods, etc.** Prescribe uniform administrative and business methods, systems, forms, docketing and records to be used in the Supreme Judicial Court, in the Superior Court and in the District Court;
6. **Implement standards and policies set by the Chief Justice.** Implement standards and policies set by the Chief Justice regarding hours of court, the assignment of term parts and justices;

7. **Act as fiscal officer.** Act as fiscal officer of the courts and in so doing:
  - a. Maintain fiscal controls and accounts of funds appropriated for the Judicial Department;
  - b. Prepare all requisitions for the payment of state moneys appropriated for the maintenance and operation of the Judicial Department;
  - c. Prepare budget estimates of state appropriations necessary for the maintenance and operation of the Judicial Department and make recommendations with respect thereto;
  - d. Collect statistical and other data and make reports to the Chief Justice, to the Chief Justice of the Superior Court and to the Chief Judge of the District Court relating to the expenditures of public moneys for the maintenance and operation of the Judicial Department;
  - e. Develop a uniform set of accounting and budgetary accounts for the Supreme Judicial Court, for the Superior Court and for the District Court and serve as auditor of the Judicial Department;
8. **Examine arrangements for use and maintenance of court facilities.** Examine the arrangements for the use and maintenance of court facilities and supervise the purchase, distribution, exchange and transfer of judicial equipment and supplies thereof;
9. **Act as secretary.** Act as secretary to the Judicial Conference;
10. **Submit an annual report.** Submit an annual report to the Chief Justice, Legislature and Governor of the activities and accomplishments of the office for the preceding calendar year;
11. **Maintain liaison.** Maintain liaison with executive and legislative branches and other public and private agencies whose activities impact the Judicial Department;
12. **Prepare and plan clerical offices.** Prepare and plan for the organization and operation of clerical offices serving the Superior Court and the District Court;
13. **Implement preservice and inservice educational and training programs.** Develop and implement preservice and inservice educational and training programs for nonjudicial personnel of the Judicial Department; and,
14. **Perform duties and attend other matters.** Perform such other duties and attend to such other matters consistent with the powers delegated herein assigned to him by the Chief Justice and the Supreme Judicial Court.

## FISCAL CONSTRAINTS

The Judicial Department entered calendar year 1986 facing the prospect of a severe funding shortfall before the end of that fiscal year. Pending legislative approval of supplemental funds, the Department, at the direction of the Supreme Judicial Court, took drastic measures to limit expenses. Effective February 1, 1986, the so-called "Cut-Back Management" project affected all levels of court operations. Specifically, court mediations were suspended (with certain limited exceptions); Superior Court clerks were asked to limit their call of prospective jurors; part-time and overtime hours were limited, and the hiring of temporary employees was prohibited; out-of-state travel was eliminated, as were all evening meal expenses and expenses for judicial and non-judicial education; in-state travel was curtailed; leases on court facilities were frozen; computerized legal research was discontinued; use of consultants was prohibited; equipment purchases were frozen; and publication of the "Court Crier" newsletter was discontinued and other printing curtailed. These measures remained in effect for the first several months of 1986. In late spring, the Legislature approved a bill for some supplemental funding and the Supreme Judicial Court reinstated some activities such as funding for mediations, but some of its previously-imposed constraints such as publication of the "Court Crier" remained eliminated for the balance of the calendar year.

## COURT FACILITIES

### Trial Court Facilities

During 1986, District Court regional court administrators and administrators of the Superior Court continued to work with local developers, county commissioners and municipal officials to facilitate necessary improvements and to promote barrier free access in all trial court locations.

In Bath, construction continued on an annex to the Sagadahoc County Courthouse. The \$1.25 million project includes complete renovation of the Superior Court courtroom and new facilities for jurors, the clerk of courts, conference and public waiting areas and other related trial court functions. The project also includes renovations to the existing courthouse and new facilities for the sheriff and other county offices.

Programming and architectural planning continued for the Cumberland County Courthouse Annex and related parking facility in Portland, in accordance with Cumberland County voters' approval of a countywide referendum in November 1985 authorizing the construction of a \$4 million court annex and \$2.6 million parking facility. Construction of an addition to the Belfast District Court began during 1986, pursuant to Waldo County voter approval of the \$485,000 referendum in 1985.

New District Court facilities were leased in Madawaska, Fort Kent and Farmington during 1986. In Fort Kent, the court relocated to new space in a privately developed governmental center in October 1986, while the District Court in Madawaska moved to newly developed space in November 1986. In Farmington, planning was completed and construction commenced for new court facilities in a new state governmental center to be occupied in early 1987.

### Handicapped Access

Significant progress was made in 1986 to insure trial court accessibility and usability for physically handicapped persons. An extension of the January 5, 1985 Consent Decree and Order was granted by the United States District Court for the District of Maine, altering the initial August 31, 1986 accessibility deadline for selected court locations. The Order effectively extended mandated accessibility until January 1, 1988 for the District Courts in

Bridgton, Portland, Presque Isle and Machias; the Kennebec County Superior Court and the Piscataquis County Superior Court; and August 1, 1987 for all other District and Superior Court locations.

### **JUDICIAL EDUCATION**

The Ninth Maine Judicial Conference was held in Augusta on November 7, 1986. Because of fiscal constraints, the conference was limited to one day and involved judges only. Three judges and justices attended the General Jurisdiction Course at the National Judicial College in 1986. The attendees were newly appointed jurists who, by custom and practice, have always attended this vital orientation program.

### **NON-JUDICIAL EDUCATION**

The annual clerks of court conference was cancelled in 1986 due to fiscal constraints. Approximately eight employees attended one-day programs on supervision, stress and related topics. Several employees availed themselves of job-related credit courses pursuant to the collective bargaining agreements.

### **JUDICIAL RESOURCES**

#### **Scheduling**

In the District Court, resident judges serve in the district to which they are appointed by the governor, although occasionally they may assist in other districts in emergency instances. There are eight at-large judges who are scheduled by the deputy chief judge on a monthly basis. Seven District Court locations require the services of an at-large judge every month, leaving only one judge available to cover special assignments and vacancies due to illness, vacations, and educational conferences, and to assist courts experiencing particular backlog problems.

The chief justice of the Superior Court assigns Superior Court justices to serve throughout the state, although justices serve primarily in a few courts close to their homes for most of the year. On a monthly or bi-monthly basis, the court administrators, in coordination with justices, clerks and attorneys, prepare schedules detailing the daily work of justices and court reporters, for approval by the chief justice.

#### **Use of Active Retired Justices and Judges**

Upon retirement, any justice of the Supreme Judicial Court or Superior Court, or any judge of the District Court, may be appointed by the governor to active retired status. These members of the judiciary render invaluable service by their availability to serve throughout the state assisting overburdened courts. During 1986, three active retired Supreme Judicial Court justices, two active retired Superior Court justices, and five active retired District Court judges served a total of 840 days, equivalent to the work of 3.5 full-time judges.

### **COURT APPOINTED SPECIAL ADVOCATE PROGRAM (CASA)**

The CASA program was established in 1985 to address the needs of abused and neglect children by using trained volunteers to represent these children. These volunteers, who are paid only for their travel and expenses, largely replace state-paid attorneys who had routinely served as guardians ad litem to the children prior to the program's development. During 1986, legislation was enacted to establish CASA as a regular part of the Judicial Department structure. By the end of 1986, the program had been operational in Rockland, Wiscasset and Lewiston for 12 months and in Portland and Brunswick for six months. Of the 193 child protection cases filed in these District Court locations during 1986, a total of 110 cases were assigned to CASA volunteers.



### **COURT AUTOMATION**

After the Rockland District Court served as the pilot site in Maine for the introduction of computerized case management in 1985, significant progress continued during 1986 to computerize the District Court at other locations. By the end of 1986, criminal case processing in the District Courts located in Biddeford, Portland and Bangor was fully automated. Two new versions of software were written to enhance the programs previously installed in the Rockland District Court. The Technology Task Force, chaired by the Deputy Chief Judge of the District Court, met regularly throughout the year to review progress and set priorities. Plans for 1987 include continued computerization of additional District Court locations and software development for Superior Court criminal processing.

Following a second evaluation of computer assisted legal research, use of leased Westlaw terminals was continued at three court locations, and updated Lexis software was made available to two District Court judges.

### **COUNTY LAW LIBRARIES**

The enactment in 1981 of 4 M.R.S.A. §191 et seq increased public access to, and the financial accountability of, Maine's 18 county law libraries. The legislation provided for a system of law libraries within the state, under the supervision of a State Court Library Committee appointed by the chief justice of the Supreme Judicial Court and a professionally trained law librarian who is employed by the state court administrator. Each library is assigned to one of four tiers based on potential use, and collection guidelines and state stipends are established for each by the committee. Only one of the libraries has full time staff. One has a part-time librarian; five are served by clerks of court's offices; three by law clerks to Supreme Judicial or Superior Court justices, and six by members of the bar. One library is closed until construction work is completed and the other is served by the secretary to an active retired justice of the Supreme Judicial Court.

During 1986, the state court library supervisor made 41 visits to various libraries; met with representatives of five county bar associations, primarily about space concerns; attended staff and administrative meetings to coordinate activities with court administrators' offices; and carried out additional duties assigned by the committee, including a history of law library legislation and funding. Several new and/or revised publications on Maine practice were purchased by the Judicial Department and distributed to all county law libraries, in addition to the Maine Reporter. A major role of the supervisor continued to include service as a clearinghouse for information on both legal materials and library management.

### **JUDICIAL DEPARTMENT WORK ON STATE COMMISSIONS**

The Judicial Department devoted much staff time to serving on and providing information to various state commissions and committees during 1986. They included: the Legislature's Appropriations Subcommittee Studying the Relationship Between the Judicial, Executive and Legislative Branches of Maine Government; the Supreme Judicial Court Relocation Commission; the Maine State Bar Association Commission on Court Appointments; the Judicial Council's Committee on Collection of Fines; the Asbestos Management Task Force; the Committee to Study Computerizing Criminal History Records; the Legislature's Committee to Study the Processing of Traffic Fines; and the Maine OUI Committee.

#### **Legislature's Appropriations Subcommittee Studying the Relationship Between the Judicial, Executive and Legislative Branches of Maine Government.**

During the spring of 1986, the Legislature enacted legislation to create a subcommittee of the Appropriations Committee to "conduct a study of the relationship between the judicial, executive

and legislative branches of government with respect to financial and administrative practices and procedures." The chief justice of the Supreme Judicial Court and other representatives of the Judicial Department worked closely with this committee, and Administrative Office of the Courts' staff devoted many months to responding to the sub-committee's requests for information. The end result was a constructive report issued in December 1986, including several requests for additional information and recommendations for new legislation to reduce Judicial Department expenditures by transferring responsibility for some expenses to other state agencies.

#### Supreme Judicial Court Relocation Commission

During 1986, the Supreme Judicial Court Relocation Commission, a legislative study commission, held a series of hearings concerning the feasibility of constructing a Supreme Judicial Court building in Augusta. By the end of 1986, its final report was virtually complete. It recommended that the Supreme Judicial Court, the chief justice of the Superior Court, the chief judge of the District Court and the Administrative Office of the Courts be relocated to the City of Augusta, and included draft legislation for consideration by the 113th Legislature during the First Regular Session.

### **LEGISLATIVE HIGHLIGHTS**

During the 1986 legislative session, the Judicial Department Legislative Committee met regularly and continued to monitor legislation affecting the courts. Throughout the session, Administrative Office of the Courts' staff reviewed all proposed legislation and prepared fiscal and programmatic impact statements. The following listing portrays the legislation enacted in 1986 significantly impacting the Judicial Department.

#### Conformance by Judicial Department to State Government Practices [4 MRSA §26]

Provides that "Unless otherwise prohibited by law, the Judicial Department shall use the services of and be included in any systems established and maintained by the bureaus within the Department of Finance and Administration and the Department of Personnel and shall be subject to the same rules which apply to the Executive Department unless specifically exempted."

#### Medical Malpractice Claims [24 MRSA §2851-§2859]

Establishes mandatory prelitigation screening and mediation panels for claims of professional negligence brought pursuant to §2903 to be administered by the Superior Court, and delineates guidelines for the formation of the panels and the procedures to be followed for the presentation of claims.

#### Statutory Recognition of Court Appointed Special Advocate Program [4 MRSA §1501-§1506]

Statutorily recognizes the Court Appointed Special Advocate (CASA) program providing volunteer guardians ad litem to represent children in child abuse and neglect cases.

#### Transfer of Traffic Infractions from Judicial Department to Secretary of State [29 MRSA §2201, §2202]

Transfers the authority to adjudicate the commission of traffic infractions from the District Court to the Secretary of State, and requires the Secretary of State, with the advice of the Administrative Office of the Courts, to develop and submit legislation detailing the implementation of the transfer to the First Regular Session of the 113th Legislature.

Juror Exemptions [14 MRSA §1211]

Limits persons exempt from jury service to the Governor, judges, physicians and dentists providing active patient care, sheriffs, attorneys-at-law and all persons exempt under 37-B MRSA §185. (Clerks and assistant clerks of courts, Secretary and Treasurer of State, all officers of the United States and judges of probate are no longer exempt from jury service.)

Post Conviction Bail [15 MRSA §1701-B]

Allows a defendant convicted of an offense other than murder to apply to the judge for post-conviction bail pending sentencing or appeal, and provides procedural guidelines and governing standards.

Increased Small Claims Fee [14 MRSA §7484(2-A)]

Increases, by statute, the \$15 filing fee set by the Supreme Judicial Court in the Maine Rules of Small Claims Procedure to \$20.

Court Mediation Fee [4 MRSA §18(6)]

Imposes a mediation fee of \$60, to be split by the parties, in divorce actions in which parties are referred to the Court Mediation Service.

Mediation Waiver [19 MRSA §214(4), §581(4), §752(4)]

Allows the court to waive the mediation requirement otherwise required.

Reimbursement of Jail Costs [30 MRSA §1712]

Allows the county to bring a civil action in any court of competent jurisdiction to recover the cost of any medical, dental, psychiatric or psychological expenses incurred by the county on behalf of a prisoner incarcerated in a county jail.

Mental Institution Releases [15 MRSA §104-A]

Requires the Superior Court clerk to give notice of a hearing and to mail copies of the report as to the mental condition filed by the Commissioner of Mental Health and Retardation to numerous parties.

Maine Commission to Commemorate the Bicentennial of the United States Constitution [ch. 85 resolve]

Creates the above-mentioned commission to celebrate the bicentennial of the signing of the United States Constitution, and provides for an Office of the Bicentennial of the Constitution within the Administrative Office of the Courts.

## COMMITTEES OF THE JUDICIAL DEPARTMENT

### Committee Listing

There are numerous functional committees within the Judicial Department. The purpose of these committees, which include judges, lawyers, and private citizens, is to assist the Supreme Judicial Court, as well as the chief justice of the Supreme Judicial Court, the Superior Court chief justice, and the District Court chief judge in carrying out their respective responsibilities.

The committee listing below is organized by appointing authority, with the exception of the Board of Bar Examiners whose members are appointed by the Governor upon recommendation by the Supreme Judicial Court. The following pages list all committee members as of the end of 1986.

### SUPREME JUDICIAL COURT

Committee on Court-Bar Association Relations  
Board of Examiners for the Examination of Applicants for Admission to the Bar  
Board of Overseers of the Bar  
Civil Rules Committee  
Committee on Judicial Responsibility and Disability  
Committee on Professional Responsibility  
Court Administration Committee  
Criminal Rules Committee  
Evidence Rules Committee  
Judicial Records Committee  
Probate Rules Committee

### CHIEF JUSTICE

Committee on Continuing Judicial Education  
Committee on Court-Appointed Counsel  
Committee on Judicial Conference (1986,1987)  
Court Mediation Committee  
Judicial Department Legislative Committee  
Judicial Policy Committee  
State Court Library Committee

### SUPERIOR COURT CHIEF JUSTICE

Superior Court Civil Forms Committee  
Superior Court Criminal Forms Committee

### DISTRICT COURT CHIEF JUDGE

District Court Civil Forms Committee  
District Court Criminal Forms Committee  
District Court Policy and Advisory Committee

Committee Membership

**APPOINTING AUTHORITY: SUPREME JUDICIAL COURT**

**COMMITTEE ON COURT-BAR ASSOCIATION RELATIONS**

Lewis V. Vafiades, Esq., chair  
Samuel W. Collins, Jr., Esq.  
Joseph M. Hochadel, Esq.  
E. Allen Hunter, Esq.  
Robert E. Hirshon, Esq.  
Frederick G. Taintor, Esq.  
Donna Zeegers, Esq.  
Assistant Attorney General Philip F.W. Ahrens, III, member  
ex officio, by designation of the Attorney General

**Consultant:**

Dean L. Kinvin Wroth

**Judicial Liaison:**

Assoc. Justice David G. Roberts  
Assoc. Justice Caroline D. Glassman

**BOARD OF EXAMINERS FOR THE EXAMINATION OF APPLICANTS FOR ADMISSION TO THE BAR**

Arthur E. Strout, Esq., chair  
Kathleen Barry, Esq.  
Edith L. Hary  
William J. Kayatta, Esq.  
Edward H. Keith, Esq.  
James H. Kendall, Esq.  
Constance P. O'Neil, Esq.  
Gary A. Severson, Esq.

**Judicial Liaison:**

Assoc. Justice David A. Nichols

**BOARD OF OVERSEERS OF THE BAR**

Louise P. James, chair  
Chadbourn H. Smith, vice-chair  
Diane S. Cutler  
Roger S. Elliott, Esq.  
Susan R. Kominsky, Esq.  
Donald H. Marden, Esq.  
Richard A. McKittrick, Esq.  
Mark V. Schnur  
**Judicial Liaison:**  
Assoc. Justice Caroline D. Glassman

**APPOINTING AUTHORITY: SUPREME JUDICIAL COURT (continued)**

**CIVIL RULES COMMITTEE**

George Z. Singal, Esq., chair  
Ellyn C. Ballou, Esq.  
Forrest W. Barnes, Esq.  
Rufus Brown, Esq.  
Kevin M. Cuddy, Esq.  
Philip R. Foster, Esq.  
Charles A. Harvey, Jr., Esq.  
John R. Linnell, Esq.  
Peter Mills, Esq.  
Harrison L. Richardson, Esq.  
Randall E. Smith, Esq.  
Martin L. Wilk, Esq.  
Asst. Attorney General James T. Kilbreth III, member  
ex officio, by designation of the Attorney General

**Consultants:**

Dean L. Kinvin Wroth  
Prof. Melvyn Zarr

**Judicial Liaison:**

Assoc. Justice Caroline D. Glassman

**Trial Court Liaison:**

Justice Donald G. Alexander  
Justice Carl O. Bradford, Alternate  
Judge Susan W. Calkins

**COMMITTEE ON JUDICIAL RESPONSIBILITY AND DISABILITY**

Roger C. Lambert, chair  
Charles W. Allen, Esq.  
Justice G. Arthur Brennan  
Samuel W. Collins, Jr., Esq.  
Helen Sloane Dudman  
Judge L. Damon Scales  
Margaret J. Tibbetts

**Alternate Members:**

Justice Donald G. Alexander  
Judge Robert W. Donovan  
Madeleine R. Freeman  
William B. Talbot, Esq.

**Judicial Liaison:**

Assoc. Justice Louis Scolnik

**APPOINTING AUTHORITY: SUPREME JUDICIAL COURT (continued)**

**COMMITTEE ON PROFESSIONAL RESPONSIBILITY**

Duane D. Fitzgerald, Esq., chair  
Ronald M. Bancroft  
Anne L. Bonney  
Bryan M. Dench, Esq.  
Kathryn R. Greenleaf, Esq.  
Edwin A. Heisler, Esq.  
Janet T. Mills, Esq.  
Gordon H.S. Scott, Esq.  
Judith T. Stone  
Arnold L. Veague, Esq.  
Assistant Attorney General John B. Larouche, member  
ex officio, by designation of the Attorney General  
Consultant:  
Dean L. Kinvin Wroth  
Judicial Liaison:  
Assoc. Justice Caroline D. Glassman

**COURT ADMINISTRATION COMMITTEE**

Charles H. Abbott, Esq., chair  
John R. Atwood, Esq.  
Nicholas P. Brontas, Esq.  
J. Michael Conley, III, Esq.  
Roger S. Elliott, Esq.  
Lester T. Jolovitz, Esq.  
John L. Knight, Esq.  
Ralph I. Lancaster, Jr., Esq.  
David M. Lipman, Esq.  
Rudolph T. Pelletier, Esq.  
Bernard C. Staples, Esq.  
Paul F. Zendzian, Esq.  
Assistant Attorney General H. Cabanne Howard, member  
ex officio, by designation of the Attorney General  
Judicial Liaison:  
Chief Justice Vincent L. McKusick

**APPOINTING AUTHORITY: SUPREME JUDICIAL COURT (continued)**

**CRIMINAL RULES COMMITTEE**

Michael D. Seitzinger, Esq., chair  
Paul W. Chaiken, Esq.  
Sandra Hylander Collier, Esq.  
Coleman G. Coyne, Jr., Esq.  
Robert J. Levine, Esq.  
Daniel G. Lilley, Esq.  
William J. Smith, Esq.  
Mary C. Tousignant, Esq.  
Assistant Attorney General Charles K. Leadbetter, member  
ex officio, by designation of the Attorney General

**Consultants:**

Prof. Judy Potter  
Prof. Melvyn Zarr  
Prof. David P. Cluchey

**Judicial Liaison:**

Assoc. Justice Daniel E. Wathen

**Trial Court Liaison:**

Justice Morton A. Brody  
Justice G. Arthur Brennan, Alternate  
Judge David M. Cox

**EVIDENCE RULES COMMITTEE**

John N. Kelly, Esq., chair  
Thomas M. Brown, Esq.  
Martica Douglas, Esq.  
Richard C. Engels, Esq.  
Carl R. Griffin III, Esq.  
George S. Isaacson, Esq.  
Alton C. Stevens, Esq.  
Assistant Attorney General Robert S. Frank, member  
ex officio, by designation of the Attorney General

**Consultant:**

Peter L. Murray, Esq.

**Judicial Liaison:**

Assoc. Justice Louis Scolnik

**JUDICIAL RECORDS COMMITTEE**

Jessie B. Gunther, chair  
Philips F.W. Ahrens, III, Esq.  
John E. Frost  
Gordon F. Grimes, Esq.  
Lyman L. Holmes, Esq.  
Jonathan R. Luce, Esq.  
Dean L. Kinvin Wroth  
**Judicial Liaison:**  
Assoc. Justice Louis Scolnik



**APPOINTING AUTHORITY: SUPREME JUDICIAL COURT (continued)**

**PROBATE RULES COMMITTEE**

Probate Judge Dana W. Childs, chair  
Probate Judge Howard F. Barrett, Jr.  
Jill L. Checkoway, Esq.  
Neal C. Corson, Esq.  
Casper F. Cowan, Esq.  
Jotham D. Pierce, Esq.  
Probate Register Cecilia B. Rhoda  
Probate Judge Allan Woodcock, Jr.  
James H. Young, III, Esq.

**Consultants:**

Dean L. Kinvin Wroth  
Prof. Merle W. Loper  
Probate Judge James E. Mitchell

**Judicial Liaison:**

Assoc. Justice David A. Nichols

**APPOINTING AUTHORITY: CHIEF JUSTICE**

**COMMITTEE ON CONTINUING JUDICIAL EDUCATION**

Hon. David G. Roberts, chair  
Hon. Kermit V. Lipez  
Hon. Robert W. Donovan

**COMMITTEE ON COURT-APPOINTED COUNSEL**

Assoc. Justice Daniel E. Wathen, chair  
Justice William E. McKinley  
Justice Morton A. Brody  
Chief Judge Bernard M. Devine  
Deputy Chief Judge Alan C. Pease  
State Court Administrator Dana R. Baggett

**COMMITTEE ON JUDICIAL CONFERENCE - 1986, 1987**

Justice Thomas E. Delahanty II, chair  
Assoc. Justice Daniel E. Wathen  
Justice Carl O. Bradford  
Judge John B. Beliveau  
Judge Susan W. Calkins  
Judge Edward S. Gaulin  
State Court Administrator Dana R. Baggett  
Superior Court Administrator Jeffrey D. Henthorn  
District Court Administrator Dana T. Hagerthy

**APPOINTING AUTHORITY: CHIEF JUSTICE (continued)**

**COURT MEDIATION COMMITTEE**

Chief Justice Vincent L. McKusick, chair  
Justice Kermit V. Lipez  
Chief Judge Bernard M. Devine  
Judge Robert W. Donovan  
Judge Dana A. Cleaves  
Court Mediation Director Lincoln H. Clark  
State Court Administrator Dana R. Baggett

**JUDICIAL DEPARTMENT LEGISLATIVE COMMITTEE - 1986**

Superior Court Chief Justice Robert W. Clifford, chair  
Assoc. Justice Elmer H. Violette  
Justice Eugene W. Beaulieu  
Justice Carl O. Bradford  
Justice Bruce W. Chandler  
Justice Stephen L. Perkins  
Chief Judge Bernard M. Devine  
Deputy Chief Judge Alan C. Pease  
Judge Clifford F. O'Rourke  
State Court Administrator Dana R. Baggett

**JUDICIAL POLICY COMMITTEE**

Assoc. Justice David G. Roberts, chair  
Superior Court Chief Justice Robert W. Clifford  
Justice William E. McKinley  
Chief Judge Bernard M. Devine  
Deputy Chief Judge Alan C. Pease  
State Court Administrator Dana R. Baggett

**STATE COURT LIBRARY COMMITTEE**

Active Retired Justice Sidney W. Wernick, chair  
Justice Bruce W. Chandler  
Vladimar Drozdoff  
Merton G. Henry, Esq.  
Norman Minsky, Esq.  
Douglas M. Myers, Esq.  
Patricia E. Renn  
Members ex officio:  
State Law Librarian Catherine F. Atchley  
State Court Administrator Dana R. Baggett  
Judicial Liaison:  
Assoc. Justice David A. Nichols

**APPOINTING AUTHORITY: SUPERIOR COURT CHIEF JUSTICE**

**SUPERIOR COURT CIVIL FORMS COMMITTEE**

Justice Thomas E. Delahanty, II, chair  
Jeffrey D. Henthorn  
Lucille J. Lepitre  
Robert V. Miller  
Joyce M. Page

**SUPERIOR COURT CRIMINAL FORMS COMMITTEE**

Justice Stephen L. Perkins, chair  
Jeffrey D. Henthorn  
Rosemary K. Merchant  
Robert V. Miller  
Susan E. Simmons

**APPOINTING AUTHORITY: DISTRICT COURT CHIEF JUDGE**

**DISTRICT COURT CIVIL FORMS COMMITTEE**

Judge Susan W. Calkins, chair  
Judge John B. Beliveau  
Dana T. Hagerthy  
Norman R. Ness  
Sandra Carroll  
Mary C. Ledger  
Robert F. Poulin

**DISTRICT COURT CRIMINAL FORMS COMMITTEE**

Deputy Chief Judge Alan C. Pease, chair  
Judge Julian W. Turner  
Dana T. Hagerthy  
Norman R. Ness  
Thelma A. Holmes  
Robert F. Poulin  
Judith L. Case

**DISTRICT COURT POLICY AND ADVISORY COMMITTEE**

Judge Harriet P. Henry, chair  
Chief Judge Bernard M. Devine, ex officio  
Deputy Chief Judge Alan C. Pease  
Judge John W. Benoit  
Judge Ronald L. Kellam  
Judge Courtland D. Perry, II

# **PERSONNEL ROSTERS**



## 1986 JUDICIAL ROSTER

### SUPREME JUDICIAL COURT

#### Justices

Hon. Vincent L. McKusick, Chief Justice

Hon. David A. Nichols

Hon. David G. Roberts

Hon. Elmer H. Violette (retired 7/31/86)

Hon. Daniel E. Wathen

Hon. Caroline D. Glassman

Hon. Louis Scolnik

Hon. Robert W. Clifford (appointed 8/1/86)

#### Active Retired Justices

Hon. James P. Archibald

Hon. Sidney W. Wernick

Hon. Elmer H. Violette (appointed 8/1/86)

### SUPERIOR COURT

#### Justices

Hon. Robert W. Clifford, Chief Justice (elevated to SJC 8/1/86)

Hon. Morton A. Brody, Chief Justice (appointed chief justice 8/1/86)

Hon. Stephen L. Perkins

Hon. Herbert T. Silsby, II

Hon. William E. McKinley

Hon. Donald G. Alexander

Hon. Jesse B. Gunther (resigned 2/1/86)

Hon. Carl O. Bradford

Hon. William S. Brodrick

Hon. Thomas E. Delahanty, II

Hon. Paul T. Pierson

Hon. G. Arthur Brennan

Hon. Bruce W. Chandler

Hon. Eugene W. Beaulieu

Hon. Kermit V. Lipez

Hon. Jack O. Smith (appointed 3/27/86)

Hon. Paul A. Fritzsche (appointed 7/31/86)

Hon. Roland A. Cole (appointed 9/25/86)

#### Active Retired Justices

Hon. Ian MacInnes

Hon. Robert L. Browne

1986 JUDICIAL ROSTER (continued)

**DISTRICT COURT**

Judges

Hon. Bernard M. Devine, Chief Judge (Resident judge, District 9)  
Hon. Alan C. Pease, Deputy Chief Judge (Resident judge, District 6)

**DISTRICT 1:** (Caribou, Fort Kent, Madawaska, Van Buren)

Hon. Ronald A. Daigle

**DISTRICT 2:** (Houlton, Presque Isle)

Hon. Julian W. Turner

**DISTRICT 3:** (Bangor, Newport)

Hon. Margaret J. Kravchuk

Hon. David M. Cox

**DISTRICT 4:** (Calais, Machias)

Hon. Earl J. Wahl (resigned 1/17/86)

Hon. Douglas A. Clapp (appointed 4/18/86)

**DISTRICT 5:** (Bar Harbor, Belfast, Ellsworth)

Hon. Jack O. Smith (elevated to Superior Court 3/27/86)

Hon. Jane S. Bradley (appointed 8/29/86)

**DISTRICT 6:** (Bath, Brunswick, Rockland, Wiscasset)

Hon. Alan C. Pease (Deputy Chief Judge of the District Court)

**DISTRICT 7:** (Augusta, Waterville)

Hon. Courtland D. Perry, II

**DISTRICT 8:** (Lewiston)

Hon. L. Damon Scales

**DISTRICT 9:** (Bridgton, Portland)

Hon. Bernard M. Devine (Chief Judge of the District Court)

Hon. Robert W. Donovan

**DISTRICT 10:** (Biddeford, Kittery, Springvale)

Hon. Roland A. Cole (elevated to Superior Court 9/25/86)

Hon. Andre G. Janelle (appointed 9/24/86)

**DISTRICT 11:** (Livermore Falls, Rumford, South Paris)

Hon. John L. Batherson

**DISTRICT 12:** (Farmington, Skowhegan)

Hon. John W. Benoit, Jr.

**DISTRICT 13:** (Dover-Foxcroft, Lincoln, Millinocket)

Hon. Susan W. Calkins

Judges-At-Large

Hon. Harriet P. Henry

Hon. Ronald L. Kellam

Hon. Ronald D. Russell

Hon. Clifford F. O'Rourke

Hon. Edward F. Gaulin

Hon. John B. Beliveau

Hon. Alexander A. MacNichol

Hon. Kirk S. Studstrup

Active-Retired Judges

Hon. Roland J. Poulin

Hon. Paul A. MacDonald

Hon. Edwin R. Smith

Hon. Arthur A. Nadeau, Jr.

Hon. F. Davis Clark

**ADMINISTRATIVE COURT**

Judges

Hon. Edward W. Rogers, Administrative Court Judge

Hon. Dana A. Cleaves, Associate Administrative Court Judge

1986 CLERK ROSTER

**SUPREME JUDICIAL COURT**

Clerk of the Law Court  
 Executive Clerk of the Supreme Judicial Court  
 Reporter of Decisions

James C. Chute

**SUPERIOR COURT**

Androscoggin	Sally Bourget
Aroostook	Robert Rush
Cumberland	Lucille Lepitre
Franklin	Lynda Haskell
Hancock	Rosemary Merchant
Kennebec	P. Valerie Page (retired 10/1/86)
	Nancy Desjardins (appointed 10/1/86)
Knox	Susan Simmons
Lincoln	George Cowan (retired 9/30/86)
	Debra Nowak (appointed 10/1/86)
Oxford	Donna Howe
Penobscot	Margaret Gardner
Piscataquis	Sandra Welch
Sagadahoc	Debra Nowak
Somerset	Esther Waters
Waldo	Joyce Page
Washington	Marilyn Braley
York	Barbara Kunkel

**DISTRICT COURT**

**District 1**

Norma A. Duheme	Caribou
Geneva L. Desjardin (retired 1/3/86)	Fort Kent
Linda A. Cyr (appointed 12/2/85)	
Norma H. Gerard	Madawaska
Carmen D. Cyr	Van Buren

**District 2**

Joan H. Burton	Houlton
Bonnie A. Clayton	Presque Isle

**District 3**

Thelma A. Holmes	Bangor
Jane C. Sawyer	Newport

**District 4**

Elsie L. McGarrigle	Calais
Annie H. Hanscom	Machias

**District 5**

Margaret H. Dorr (retired 1/31/86)	Bar Harbor
Dorothy L. Drake (appointed 1/27/86)	
Donna M. Bonney (resigned 9/1/86)	Belfast
Terri L. Curtis (appointed 11/10/86)	
Margaret H. Dorr (retired 1/31/86)	Ellsworth
Dorothy L. Drake (appointed 1/27/86)	

**District 6**

Anita M. Richardson	Bath
Ann G. Feeney	Brunswick
Mary C. Ledger	Rockland
Lucy A. Russell	Wiscasset

**District 7**

Mary L. Godbout	Augusta
Judy L. Case	Waterville

**District 8**

Yvette L. Houle	Lewiston
-----------------	----------

**District 9**

Beverly J. MacKerron	Bridgton
Susan E. MacDonald	Portland

**District 10**

Vivian H. Hickey	Biddeford
Nellie E. Bridges	Kittery
Alice A. Monroe	Springvale

**District 11**

Dolores T. Richards	Liv. Falls
Laura J. Nokes	Rumford
Joan C. Millett	So. Paris

**District 12**

Constance H. Small	Farmington
Sandra F. Carroll	Skowhegan

**District 13**

Margaret E. Poulin	Dover-Fox.
Ann G. Dusenbery	Lincoln
Nancy L. Turmel	Millinocket

**ADMINISTRATIVE COURT**

Diane P. Nadeau





# **APPENDIX I**

## **LAW COURT**

### **CASELOAD STATISTICS**



1986

MAINE SUPREME JUDICIAL COURT

JUSTICES

Hon. Vincent L. McKusick, Chief Justice

Hon. David A. Nichols

Hon. David G. Roberts

Hon. Elmer H. Violette (retired 7/31/86)

Hon. Daniel E. Wathen

Hon. Caroline D. Glassman

Hon. Louis Scolnik

Hon. Robert W. Clifford (appointed 8/1/86)

ACTIVE RETIRED JUSTICES

Hon. James P. Archibald

Hon. Sidney W. Wernick

Hon. Elmer H. Violette (appointed 8/1/86)

CLERK OF THE LAW COURT

Executive Clerk of the Supreme Judicial Court

Reporter of Decisions

James C. Chute

## LAW COURT CASELOAD STATISTICS

### Table LC-1

This table presents Law Court caseload information, including filings, dispositions and pending caseload since 1976. The "end pending" category includes four distinct sub-groups: cases not yet at issue (awaiting completion of the record on appeal or completion of briefing); cases at issue awaiting oral argument (cases fully briefed as of the end of the previous year); cases orally argued awaiting opinion; and cases remanded to the Superior Court prior to oral argument for correction of procedural defects. The comparison of filings and dispositions on this table indicates the degree to which dispositions have risen to meet the demand of incoming filings. Although filings increased by 133% from 1976 to 1986, the number of cases disposed of rose by 160%. Written opinions during 1986 totalled 320, the majority of which involved civil cases.

### TABLE LC-2

This table details the type and outcome of Law Court dispositions during 1986. Several categories require some explanation. "Other Administrative Proceedings" are cases seeking review of action (or refusal to act) by agencies of the Executive Department governed by the Maine Administrative Procedure Act and M.R.Civ.P.80C, or by agencies of local government such as planning boards pursuant to M.R.Civ.P.80B. Since the creation of the Appellate Division of the Workers Compensation Division in September 1981, most workers compensation cases are now disposed of by denial of petition for appellate review and do not involve full briefing, argument and opinion. "Discretionary Appeals" are requests for certificates of probable cause in post-conviction review (15 M.R.S.A. §2131) and review of extradition (15 M.R.S.A. §210-A) cases. "Change in Results" means a reversal, vacation, or substantive modification of the trial court's judgment.

### TABLE LC-3

The average time required from notice of appeal to disposition for cases in which written opinions were issued is presented for 1981 - 1986 on Table LC-3. Since most non-opinion disposition cases do not complete all of the steps of an opinion disposition, the inclusion of these cases in this table would skew the results, particularly in the early stages. The four sections correspond to (a) work done primarily by trial court clerks and court reporters; (b) work done by the parties' attorneys; (c) pre-argument study by justices and law clerks and scheduling lag; and (d) the actual decision making process and preparation of the opinion. The fifth section traces the cases through the entire Law Court process, from notice of appeal to final disposition. 1986 saw a dramatic speed-up in the justices' work; only 57.5 days were required for a case to proceed from oral argument to disposition, a marked decrease from the 87.9 day average in 1985.

### TABLE LC-4

More complete timeframe data for only 1986 are included on this table, detailing the actual number of cases during each stage of case processing.

### TABLE LC-5

This table presents the Appellate Division's caseload statistics for the past seven years, itemizing filings, dispositions and pending caseload.

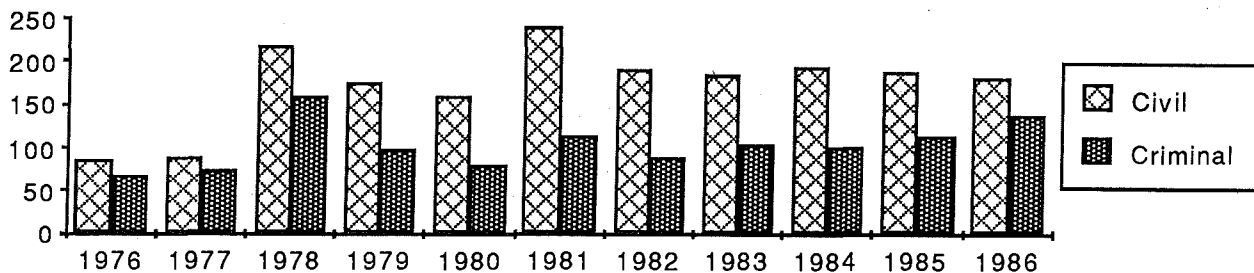
**LAW COURT - TOTAL CASELOAD**

TABLE LC-1

	1976	1977	1978	1979	1980 (b)	1981 (c)	1982	1983	1984	1985	1986
<b>CIVIL</b>											
- Begin Pending	119	143	205	187	180	288	248	230	249	250	241
- Filings (a)	145	174	240	238	382	384	325	332	343	349	338
- Dispositions	121	112	258	245	274	402	343	313	342	358	314
- End Pending	143	205	187	180	288	270	230	249	250	241	265
<b>CRIMINAL</b>											
- Begin Pending	127	136	164	70	56	77	54	82	69	88	95
- Filings (a)	124	152	125	118	131	137	153	154	170	169	182
- Dispositions	115	124	219	132	110	147	125	167	151	162	187
- End Pending	136	164	70	56	77	67	82	69	88	95	90
<b>TOTAL</b>											
- Begin Pending	246	279	369	257	236	365	302	312	318	338	336
- Filings (a)	269	326	365	356	513	521	478	486	513	518	520
- Dispositions	236	236	477	377	384	549	468	480	493	520	501
- End Pending	279	369	257	236	365	337	312	318	338	336	355
<b>CASES ARGUED AWAITING OPINION AT END OF YEAR</b>											
	119	173	65	42	82	44	52	66	59	46	41
<b>WRITTEN OPINIONS</b>											
- Civil	88	90	218	174	160	238	189	183	194	188	181
- Criminal	67	74	161	100	82	114	91	105	101	115	139
<b>TOTAL</b>	<b>155</b>	<b>164</b>	<b>379</b>	<b>274</b>	<b>242</b>	<b>352</b>	<b>280</b>	<b>288</b>	<b>295</b>	<b>303</b>	<b>320</b>

- (a) Includes new appeals, interlocutory appeals, and reports.
- (b) As of September 1, 1980, M.R.Civ.P. 73(f) was amended to provide for docketing of civil appeals in the Law Court promptly upon the filing of the notice of appeal in the Superior Court. Under the amended rule, a total of 61 civil appeals were docketed in 1980 that would not have been docketed in that year under the former rule.
- (c) It appears that a tabulation error in the past year is responsible for the discrepancy in the number of cases pending at the end of 1981 versus the beginning of 1982.

**LAW COURT WRITTEN OPINIONS**



## LAW COURT DISPOSITIONS - 1986

TABLE LC-2

	CHANGE IN RESULTS	NO CHANGE	TOTAL	% OF TOTAL DISPOSITION
<b>CRIMINAL</b>				
- Signed Opinion	16	66	82	
- Per Curiam	1	-	1	
- Memorandum	-	54	54	
-----Total Written Opinions	17	120	137	
- No Opinion	-	45	45	
-----TOTAL DISPOSITIONS	17	165	182	36.3%
<b>PUBLIC UTILITIES COMMISSION</b>				
- Signed Opinion	-	1	1	
- Per Curiam	-	-	-	
- Memorandum	-	-	-	
-----Total Written Opinions	-	1	1	
- No Opinion	-	6	6	
-----TOTAL DISPOSITIONS	-	7	7	1.4%
<b>WORKERS COMPENSATION</b>				
- Signed Opinion	3	6	9	
- Per Curiam	-	-	-	
- Memorandum	-	-	-	
-----Total Written Opinions	3	6	9	
- No Opinion	-	53	53	
-----TOTAL DISPOSITIONS	3	59	62	12.4%
<b>OTHER ADMINISTRATIVE PROCEEDINGS</b>				
- Signed Opinion	9	13	22	
- Per Curiam	-	1	1	
- Memorandum	-	3	3	
-----Total Written Opinions	9	17	26	
- No Opinion	-	5	5	
-----TOTAL DISPOSITIONS	9	22	31	6.2%
<b>ALL OTHER CIVIL</b>				
- Signed Opinion	46	72	118	
- Per Curiam	2	3	5	
- Memorandum	1	21	22	
-----Total Written Opinions	49	96	145	
- No Opinion	-	69	69	
-----TOTAL DISPOSITIONS	49	165	214	42.7%
<b>DISCRETIONARY APPEAL</b>				
- Signed Opinion	1	1	2	
- Per Curiam	-	-	-	
- Memorandum	-	-	-	
-----Total Written Opinions	1	1	2	
- No Opinion	1	2	3	
-----TOTAL DISPOSITIONS	2	3	5	1.0%
<b>TOTAL</b>				
- Signed Opinion	75	159	234	
- Per Curiam	3	4	7	
- Memorandum	1	78	79	
-----Total Written Opinions	79	241	320	
- No Opinion	1	180	181	
-----TOTAL DISPOSITIONS	80	421	501	100.0%

## LAW COURT - AVERAGE TIME TO DISPOSITION

TABLE LC-3

## CASES FOR WHICH OPINIONS WERE WRITTEN

	1981	1982	1983	1984	1985	1986
(a) NO. OF DAYS FROM NOTICE OF APPEAL TO COMPLETION OF RECORD						
- Criminal	76.8	74.0	95.1	97.9	101.2	101.2
- Public Utilities Commission	23.3	33.7	31.5	19.0	40.5	19.0
- Workers Compensation	61.4	53.2	58.3	63.0	73.7	94.0
- Other Administrative Proceedings	62.7	58.0	50.3	31.1	57.4	47.5
- All Other Civil	100.0	70.4	55.9	50.0	62.8	40.8
- Discretionary Appeal	99.7	78.3	95.9	120.0	49.8	23.0
TOTAL	80.5	67.7	70.5	64.1	76.2	68.9
(b) NO. OF DAYS FROM COMPLETION OF RECORD TO COMPLETION OF BRIEFING						
- Criminal	89.9	82.6	93.2	89.8	82.3	78.4
- Public Utilities Commission	60.8	99.7	89.5	67.0	89.0	70.0
- Workers Compensation	80.5	86.4	83.7	18.0	12.7	2.5
- Other Administrative Proceedings	68.7	74.2	68.3	86.1	58.8	65.7
- All Other Civil	81.5	80.0	80.3	79.0	79.3	77.6
- Discretionary Appeal	106.8	86.8	78.3	101.0	66.6	64.0
TOTAL	82.5	81.2	83.7	82.6	75.5	75.0
(c) NO. OF DAYS FROM COMPLETION OF BRIEFING TO ORAL ARGUMENT						
- Criminal	52.4	54.2	57.2	51.3	59.2	54.0
- Public Utilities Commission	57.0	53.3	64.0	35.8	27.5	69.0
- Workers Compensation	72.5	89.9	41.5	67.6	51.3	50.6
- Other Administrative Proceedings	69.7	52.0	67.9	57.3	54.7	57.3
- All Other Civil	70.6	60.0	62.0	62.5	54.3	65.4
- Discretionary Appeal	55.3	38.0	47.8	25.0	48.4	104.0
TOTAL	64.4	60.3	60.3	57.6	55.8	59.7
(d) NO. OF DAYS FROM ORAL ARGUMENT TO DISPOSITION						
- Criminal	106.4	66.7	65.8	76.1	74.8	47.3
- Public Utilities Commission	132.8	99.0	99.0	78.0	119.0	143.0
- Workers Compensation	84.0	97.2	77.0	106.6	186.7	62.2
- Other Administrative Proceedings	121.1	74.2	93.3	75.2	97.6	84.8
- All Other Civil	120.6	70.6	75.7	104.2	86.7	60.6
- Discretionary Appeal	122.7	58.8	60.5	54.0	137.2	104.0
TOTAL	110.7	73.0	74.1	90.2	87.9	57.5
(e) NO. OF DAYS FROM NOTICE OF APPEAL TO DISPOSITION						
- Criminal	325.5	277.6	311.3	315.1	315.8	276.8
- Public Utilities Commission	273.8	285.7	284.0	184.3	276.0	301.0
- Workers Compensation	298.4	329.1	249.8	255.2	324.3	205.9
- Other Administrative Proceedings	322.1	258.4	279.9	249.7	268.6	253.9
- All Other Civil	370.6	280.8	269.3	295.3	283.1	243.1
- Discretionary Appeal	384.5	261.8	282.4	300.0	302.0	214.0
TOTAL	337.5	282.6	286.2	293.9	294.8	257.4



## LAW COURT - ACTUAL TIME TO DISPOSITION

TABLE LC-4

## CASES FOR WHICH OPINIONS WERE WRITTEN - 1986

	0-25 DAYS	26-50 DAYS	51-75 DAYS	76-100 DAYS	100-UP DAYS	TOTAL CASES	AVERAGE # OF DAYS
NOTICE OF APPEAL TO COMPLETION OF RECORD							
- Criminal	20	28	21	18	48	135	101.2
- Public Utilities Commission	1	-	-	-	-	1	19.0
- Workers Compensation	-	-	2	3	3	8	94.0
- Other Administrative Proceedings	16	3	2	1	2	24	47.5
- All Other Civil	58	44	22	9	7	140	40.8
- Discretionary Appeal	1	-	-	-	-	1	23.0
TOTAL	96	75	47	31	60	309	68.9
COMPLETION OF RECORD TO COM- PLETION OF BRIEFING							
- Criminal	6	10	55	42	22	135	78.4
- Public Utilities Commission	-	-	1	-	-	1	70.0
- Workers Compensation	8	-	-	-	-	8	2.5
- Other Administrative Proceedings	1	1	15	5	2	24	65.7
- All Other Civil	-	4	77	47	12	140	77.6
- Discretionary Appeal	-	-	1	-	-	1	64.0
TOTAL	15	15	149	94	36	309	75.0
COMPLETION OF BRIEFING TO ORAL ARGUMENT							
- Criminal	3	77	34	12	4	130	54.0
- Public Utilities Commission	-	-	1	-	-	1	69.0
- Workers Compensation	-	3	6	-	-	9	50.6
- Other Administrative Proceedings	-	10	10	5	1	26	57.3
- All Other Civil	-	46	56	30	12	144	65.4
- Discretionary Appeal	-	-	-	-	1	1	104.0
TOTAL	3	136	107	47	18	311	59.7
ORAL ARGUMENT TO DISPOSITION							
- Criminal	58	40	13	6	13	130	47.3
- Public Utilities Commission	-	-	-	-	1	1	143.0
- Workers Compensation	1	4	-	2	2	9	62.2
- Other Administrative Proceedings	4	6	6	2	8	26	64.8
- All Other Civil	31	54	23	10	26	144	60.6
- Discretionary Appeal	-	-	-	-	1	1	104.0
TOTAL	94	104	42	20	51	311	57.5
NOTICE OF APPEAL TO DISPOSITION							
- Criminal	-	1	-	-	136	137	276.8
- Public Utilities Commission	-	-	-	-	1	1	301.0
- Workers Compensation	-	-	-	-	9	9	205.9
- Other Administrative Proceedings	-	-	-	-	26	26	253.9
- All Other Civil	-	-	-	1	144	145	243.1
- Discretionary Appeal	-	-	-	-	2	2	214.0
TOTAL	-	1	-	1	318	320	257.4

## LAW COURT APPELLATE DIVISION - TOTAL CASELOAD

TABLE LC-5

	1980	1981	1982	1983	1984	1985	1986
BEGINNING PENDING	21	42	38	26	30	42 (a)	57
FILINGS	51	54	53	52	61	84	59
DISPOSITIONS	30	58	65	48	56	69	87
END PENDING	42	38	26	30	35	57	29

DISPOSITIONS	1986
CASE WITHDRAWN	10
CASE DISMISSED: LACK OF JURISDICTION	16
SENTENCE INCREASED	0
SENTENCE REDUCED	0
APPEAL DENIED	61
TOTAL	87

(a) Unexplained discrepancy between 1984 end pending and 1985 beginning pending.



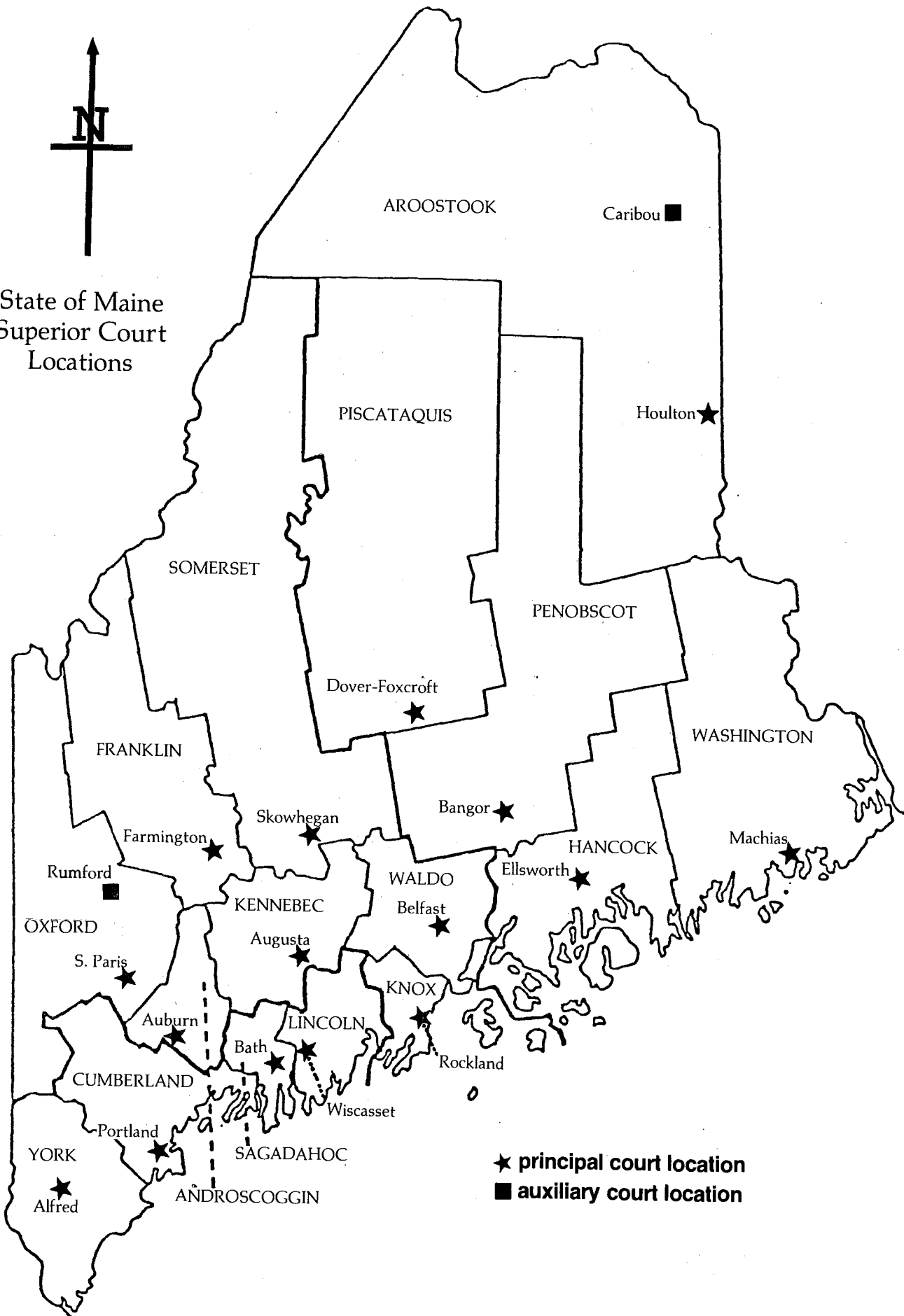
## **APPENDIX II**

# **SUPERIOR COURT CASELOAD STATISTICS**





State of Maine  
Superior Court  
Locations



★ principal court location  
■ auxiliary court location

1986

Maine Superior Court

Justices

Hon. Robert W. Clifford, Chief Justice (elevated to SJC 8/1/86)  
Hon. Morton A. Brody, Chief Justice (appointed chief justice 8/1/86)

Hon. Stephen L. Perkins  
Hon. Herbert T. Silsby, II  
Hon. William E. McKinley  
Hon. Donald G. Alexander  
Hon. Jesse B. Gunther (resigned 2/1/86)  
Hon. Carl O. Bradford  
Hon. William S. Brodrick  
Hon. Thomas E. Delahanty, II  
Hon. Paul T. Pierson  
Hon. G. Arthur Brennan  
Hon. Bruce W. Chandler  
Hon. Eugene W. Beaulieu  
Hon. Kermit V. Lipez  
Hon. Jack O. Smith (appointed 3/27/86)  
Hon. Paul A. Fritzsche (appointed 7/31/86)  
Hon. Roland A. Cole (appointed 9/25/86)

Active Retired Justices

Hon. Ian MacInnes  
Hon. Robert L. Browne

Clerks

Androscoggin	Sally Bourget
Aroostook	Robert Rush
Cumberland	Lucille Lepitre
Franklin	Lynda Haskell
Hancock	Rosemary Merchant
Kennebec	P. Valerie Page (retired 10/1/86)
	Nancy Desjardins (appointed 10/1/86)
Knox	Susan Simmons
Lincoln	George Cowan (retired 9/30/86)
	Debra Nowak (appointed 10/1/86)
Oxford	Donna Howe
Penobscot	Margaret Gardner
Piscataquis	Sandra Welch
Sagadahoc	Debra Nowak
Somerset	Esther Waters
Waldo	Joyce Page
Washington	Marilyn Braley
York	Barbara Kunkel

## SUPERIOR COURT CASELOAD STATISTICS

The data tables contained in this section are organized into four segments, detailing the composition and flow of Superior Court caseload for the past seven years. These data are derived from the Superior Court Statistical Reporting System established in 1977. Statistical sheets for each case are prepared manually by Superior Court clerks; these sheets are subsequently entered for computerized editing and updating on a monthly basis. Numerous reporting programs provide caseload information for management purposes throughout the year and serve as the source of the data presented in this Annual Report. Definitions of types of cases and dispositions for civil and criminal cases appear on pages 103 and 150 respectively.

In order to determine trends over a period of time, many tables in this 1986 report include information for the years 1980 through 1986. As a result of periodic auditing, however, some of these figures may not match those which appeared in previous Annual Report publications, although the variations in most instances are minimal. All figures are presented by calendar year.

It should also be noted that all figures reflecting filings also include refilings. Refilings are cases which were previously disposed, but have returned to the Superior Court for substantial further action. The specific circumstances under which a civil or criminal action is considered a refiling appear on pages 103 and 150 respectively. Refilings constitute from one to two percent of the total caseload.

### Summary

Table SC-1 presents a one-page summary of total Superior Court caseload. Table SC-2 traces the flow of all cases in each of the 16 Superior Court locations since 1980. In 1986, total pending caseload remained stable due to the rising backlog of URESA and criminal cases counteracted by civil pending caseload decreases. As Table SC-3 demonstrates, criminal cases account for almost 63% of the Superior Court's caseload, with civil and URESA cases comprising 30% and 7% respectively.

### Civil Caseload

Graph SC-4 through Table SC-15 provide detailed information concerning the Superior Court's civil caseload. Statewide, 1986 is the fifth consecutive year in which civil dispositions exceeded civil filings, resulting in the lowest level of pending caseload in recent history. Of the 5,974 dispositions during 1986, over one-half were dismissed upon agreement of the parties (Rule 41(a)). The 221 civil jury trials accounted for 3.7% of all dispositions.

Table SC-12 presents timeframe data for the civil pending caseload. As of the end of 1986, the average civil case had been pending for an average of over 17 months, and almost 25% of all pending civil cases were over two years old.

The average time required for a case to reach jury trial is presented on Table SC-13. It took an average of 2.4 years for a civil case to reach jury trial during 1986. It should be noted, however, that the average number of days from filing to pre-trial memorandum, a period over which the courts have little control, alone consumed over one year (see Table SC-15). Table SC-14 summarizes the average number of days required from filing to disposition for civil cases during the last seven years. The statewide average is now 529 days, a marked decrease over last year. When reviewing this table for individual courts, the detailed 1986 figures on Table SC-15 should also be consulted, since smaller courts may have had few cases from which to calculate an average.



Five key timeframes are measured on Table SC-15:

- Filing to Pre-trial Memorandum
- Pre-trial Memorandum to Pre-trial Conference
- Pre-trial Conference to Jury Trial
- Pre-trial Conference to Non-Jury Trial
- Filing to Disposition

Although the first two timeframes occur prior to final disposition, these measures cannot be calculated until the information is entered into the computer at the time the case is actually disposed. Also, the data do not take into account the newly instituted statewide civil caseload expedition project whereby cases proceed to trial without pre-trial memoranda or conferences.

The first timeframe is largely a measure of the time required for attorneys to file a pre-trial memorandum after a case has been filed in the Superior Court. About 37% of the cases required over a year from filing to pre-trial memorandum, with a statewide average of 373 days. The measure from pre-trial memorandum to pre-trial conference reflects the time required to reach conference after the request has been submitted; statewide, this averages 191 days. The next two timeframes, conference to jury trial and conference to non-jury trial are significant in that they indicate how quickly the court is able to accommodate the demand for trials. However, it should be noted that courts may employ different scheduling policies which may impact these calculations; for instance, some courts may deliberately not schedule pre-trial conferences until the court's ability to schedule a trial is imminent. Nonetheless, the cases disposed during 1986 took an average of 430 to reach jury trial from pre-trial conference, while non-jury trials were held within 331 days. The last timeframe traces the total time required for civil cases to move from filing to disposition, and reflects the total number of cases disposed during 1986. Of the 5,974 cases disposed, 27% took in excess of two years to reach disposition.

In late 1984, the Supreme Judicial Court issued an administrative order establishing the civil caseload expedition project in Aroostook, Cumberland, Kennebec and Oxford Counties on a pilot basis, upon the recommendation of the Advisory Committee on Rules of Civil Procedure. The project involves the use of an expedited pretrial list with fixed discovery deadlines and no pretrial memoranda or conference. A Superior Court justice periodically reviews all incoming cases and determines which cases are not complex and can be placed on the expedited trial list. In January 1986, the project was expanded to every Superior Court location. The operation of this project affects the timeframe figures presented in this report, but specific data are not available.

#### **URESAs (Uniform Reciprocal Enforcement of Support Act) Caseload**

The Superior Court's URESA caseload is presented on Table SC-16 through SC-19. The number of URESA filings in 1986 represents a 33% decrease from the 1980 level. Since the number of dispositions did not meet the number of incoming filings, the pending caseload increased by 9.4% over last year.

#### **Criminal Caseload**

Criminal caseload in the Superior Court may be counted by either docket number or defendant number. When counted by docket number, the actual number of cases assigned a docket number is reflected. Some courts report multiple-defendant cases more frequently than others, due to differing District Attorney practices, resulting in docket numbers which contain more than one defendant. From a statewide perspective, the issue is not particularly significant, since caseload measured by number of defendants is only a few percent higher than when calculated by docket number. (See Table SC-27). In this report, the core analysis of filings, dispositions and pending caseloads are counted by docket number, as are the types of cases, such as appeals,

transfers, indictments, etc. However, classes of charges are counted by defendant, as are types of dispositions and trials. The latter two items are counted by defendant because of the likelihood for the multiple defendants included in a single docket number to be tried and/or disposed in different manners.

Graph SC-20 through Table SC-36 depict the criminal caseload statewide. The number of criminal filings has risen by 5% since last year, reaching the highest level ever reported in the Superior Court. Dispositions totaled 10,586, a 12% increase, but they still fell short of the 11,094 cases filed. As a result, pending caseload reached an all-time high of 7,106 cases. About one-half of all criminal case filings were transfers from the District Court involving Class D and Class E proceedings. Cases involving murder, Class A, Class B and Class C crimes (generally considered to be felonies) constituted 31% of the state's criminal caseload.

Boundovers from the District Court create a difficult situation with regard to the counting of cases for statistical purposes. When a boundover is filed in the Superior Court, it statistically remains a "boundover" type of case even if an indictment results. (See Table SC-25) When a boundover results in an information being filed, however, the District Attorney dismisses the boundover, and a new docket number is assigned for the information. Under such circumstances, the case is actually being counted twice, and the number of District Attorney dismissals is slightly inflated.

Table SC-28 was prepared in order to document the effect of outstanding warrants of arrest upon criminal pending caseload. In general, the assumption has been made that pending caseload serves as an indication of a court's ability or inability to efficiently dispose of cases in relationship to incoming workload. In reality, cases may be pending in the Superior Court that cannot be processed because a warrant issued for the defendant is not or cannot be served. Thus, it may be unfair to hold the courts solely responsible for increases in pending caseload which in fact may be beyond their control. Certainly the effect of outstanding warrants upon pending caseload varies considerably throughout the state. Statewide, 28.9% of all criminal pending caseload appears to be a result of outstanding warrants.

Case disposition data on Tables SC-29 and SC-30 reveal that defendants were convicted in 56% of all cases, while dismissals by either the court or the District Attorney accounted for 28% of all dispositions. Of the 6,089 convictions, 93% were by plea of guilty. There were 472 criminal jury trials during 1986 which represents about 4% of all criminal case dispositions. (See Table SC-31).

Table SC-34 portrays the average time required for indictments and transfers to reach a jury trial. Indictments took an average of 6.8 months to reach a jury trial while transfers reached jury trial in about 7 months. Table SC-35 includes the average time required to reach final disposition for indictments and transfers. These figures reflect all cases reaching disposition, including those which may have been quickly terminated via dismissal, so the average time is less than for the previous table where all cases culminated in jury trial. When reviewing averages for individual courts, Table SC-36 which refers to the actual numbers of cases should also be consulted, since smaller courts may have had few cases from which to calculate an average.

SUPERIOR COURT -- TOTAL CASELOAD SUMMARY\*

TABLE SC-1

- 54 -

	FILINGS							DISPOSITIONS						
	1980	1981	1982	1983	1984	1985	1986	1980	1981	1982	1983	1984	1985	1986
ANDROSCOGGIN	1,300	1,189	1,410	1,355	1,364	1,466	1,408	1,125	1,186	1,276	1,354	1,443	1,460	1,457
AROOSTOOK	1,200	1,240	1,130	1,093	828	906	780	1,197	1,314	1,124	1,151	994	893	807
CUMBERLAND	3,556	3,837	3,574	3,564	3,304	3,833	3,878	3,326	3,322	3,339	3,802	3,733	3,645	3,730
FRANKLIN	637	640	605	573	558	650	626	549	609	580	625	505	687	686
HANCOCK	504	487	528	495	496	491	464	490	482	419	585	455	497	522
KENNEBEC	1,577	1,479	1,706	1,610	1,481	1,660	1,456	1,620	1,691	1,604	1,730	1,595	1,592	1,545
KNOX	621	617	594	654	781	864	745	578	665	576	597	743	799	782
LINCOLN	394	449	445	549	461	517	813	367	388	350	430	491	528	785
OXFORD	635	586	723	574	495	750	665	616	544	597	554	541	706	755
PENOBSCOT	1,811	1,631	1,607	1,597	1,473	1,677	1,612	1,797	1,538	1,768	1,559	1,631	1,516	1,794
PISCATAQUIS	221	195	224	211	172	194	177	144	254	219	165	155	231	178
SAGadahoc	501	443	405	490	474	573	566	415	448	369	358	548	525	691
SOMERSET	1,350	1,401	1,151	1,145	1,111	1,168	1,154	1,395	1,338	1,082	1,229	1,051	1,078	1,038
WALDO	326	387	367	404	398	389	465	362	399	361	374	443	326	480
WASHINGTON	431	474	371	516	476	470	432	468	477	338	504	459	500	363
YORK	2,191	2,251	2,058	1,874	1,648	2,169	2,475	2,130	1,956	1,849	1,974	1,950	1,745	2,047
STATE TOTAL	17,255	17,306	16,898	16,704	15,520	17,777	17,716	16,579	16,611	15,851	16,991	16,737	16,728	17,660

\* All cases counted by docket number

**SUPERIOR COURT -- TOTAL CASELOAD DETAIL\***

**TABLE SC-2**

STATE TOTAL	1980	1981	1982	1983	1984	1985	1986	% CHG.	% CHG.
								'80-'86	'85-'86
<b>CIVIL</b>									
-Pending Jan.1	8,965	9,201	9,370	9,191	8,800	8,371	7,942	-11.4	-5.1
-Filings	6,445	6,370	6,084	5,836	5,442	5,524	5,326	-17.4	-3.6
-Dispositions	6,209	6,201	6,263	6,227	5,871	5,953	5,974	-3.8	0.4
-Pending Dec.31	9,201	9,370	9,191	8,800	8,371	7,942	7,294	-20.7	-8.2
-Caseload Chg.	236	169	-179	-391	-429	-429	-648		
<b>URES</b>									
-Pending Jan.1	1,232	1,691	1,824	1,923	2,151	1,745	2,088	69.5	19.7
-Filings	1,944	1,749	1,538	1,565	1,350	1,687	1,296	-33.3	-23.2
-Dispositions	1,485	1,616	1,439	1,337	1,756	1,344	1,100	-25.9	-18.2
-Pending Dec.31	1,691	1,824	1,923	2,151	1,745	2,088	2,284	35.1	9.4
-Caseload Chg.	459	133	99	228	-406	343	196		
<b>CRIMINAL</b>									
-Pending Jan.1	4,468	4,449	4,842	5,969	5,845	5,463	6,598	47.7	20.8
-Filings	8,866	9,187	9,276	9,303	8,728	10,566	11,094	25.1	5.0
-Dispositions	8,885	8,794	8,149	9,427	9,110	9,431	10,586	19.1	12.2
-Pending Dec.31	4,449	4,842	5,969	5,845	5,463	6,598	7,106	59.7	7.7
-Caseload Chg.	-19	393	1127	-124	-382	1135	508		
<b>TOTAL CASELOAD</b>									
-Pending Jan.1	14,665	15,341	16,036	17,083	16,796	15,579	16,628	13.4	6.7
-Filings	17,255	17,306	16,898	16,704	15,520	17,777	17,716	2.7	-0.3
-Dispositions	16,579	16,611	15,851	16,991	16,737	16,728	17,660	6.5	5.6
-Pending Dec.31	15,341	16,036	17,083	16,796	15,579	16,628	16,684	8.8	0.3
-Caseload Chg.	676	695	1047	-287	-1217	1049	56		

\*-Includes cases filed and refiled.

- All cases counted by docket number.

**SUPERIOR COURT -- TOTAL CASELOAD DETAIL\***

**TABLE SC-2**

	1980	1981	1982	1983	1984	1985	1986	% CHG. '80-'86	% CHG. '85-'86
<b>ANDROSCOGGIN</b>									
<b>CIVIL</b>									
-Pending Jan.1	940	976	992	976	1011	965	834	-11.3	-13.6
-Filings	630	623	596	599	545	544	505	-19.8	-7.2
-Dispositions	594	607	612	564	591	675	607	2.2	-10.1
-Pending Dec.31	976	992	976	1011	965	834	732	-25.0	-12.2
-Caseload Chg.	36	16	-16	35	-46	-131	-102		
<b>URES A</b>									
-Pending Jan.1	80	105	129	151	144	88	164	105.0	86.4
-Filings	117	122	124	89	118	134	125	6.8	-6.7
-Dispositions	92	98	102	96	174	58	97	5.4	67.2
-Pending Dec.31	105	129	151	144	88	164	192	82.9	17.1
-Caseload Chg.	25	24	22	-7	-56	76	28		
<b>CRIMINAL</b>									
-Pending Jan.1	295	409	372	500	473	496	557	88.8	12.3
-Filings	553	444	690	667	701	788	778	40.7	-1.3
-Dispositions	439	481	562	694	678	727	753	71.5	3.6
-Pending Dec.31	409	372	500	473	496	557	582	42.3	4.5
-Caseload Chg.	114	-37	128	-27	23	61	25		
<b>TOTAL CASELOAD</b>									
-Pending Jan.1	1315	1490	1493	1627	1628	1549	1555	18.3	0.4
-Filings	1300	1189	1410	1355	1364	1466	1408	8.3	-4.0
-Dispositions	1125	1186	1276	1354	1443	1460	1457	29.5	-0.2
-Pending Dec.31	1490	1493	1627	1628	1549	1555	1506	1.1	-3.2
-Caseload Chg.	175	3	134	1	-79	6	-49		

\*-Includes cases filed and refiled.  
 -All cases counted by docket number.

SUPERIOR COURT -- TOTAL CASELOAD DETAIL\*

TABLE SC-2

	1980	1981	1982	1983	1984	1985	1986	% CHG. '80-'86	% CHG. '85-'86
<b>AROOSTOOK</b>									
<b>CIVIL</b>									
-Pending Jan.1	528	558	507	545	548	463	445	-15.7	-3.9
-Filings	360	312	361	379	307	322	293	-18.6	-9.0
-Dispositions	330	363	323	376	392	340	289	-12.4	-15.0
-Pending Dec.31	558	507	545	548	463	445	449	-19.5	0.9
-Caseload Chg.	30	-51	38	3	-85	-18	4		
<b>URES A</b>									
-Pending Jan.1	60	23	30	23	32	31	39	-35.0	25.8
-Filings	167	144	120	129	113	157	119	-28.7	-24.2
-Dispositions	204	137	127	120	114	149	146	-28.4	-2.0
-Pending Dec.31	23	30	23	32	31	39	12	-47.8	-69.2
-Caseload Chg.	-37	7	-7	9	-1	8	-27		
<b>CRIMINAL</b>									
-Pending Jan.1	431	441	411	386	316	236	259	-39.9	9.7
-Filings	673	784	649	585	408	427	368	-45.3	-13.8
-Dispositions	663	814	674	655	488	404	372	-43.9	-7.9
-Pending Dec.31	441	411	386	316	236	259	255	-42.2	-1.5
-Caseload Chg.	10	-30	-25	-70	-80	23	-4		
<b>TOTAL CASELOAD</b>									
-Pending Jan.1	1019	1022	948	954	896	730	743	-27.1	1.8
-Filings	1200	1240	1130	1093	828	906	780	-35.0	-13.9
-Dispositions	1197	1314	1124	1151	994	893	807	-32.6	-9.6
-Pending Dec.31	1022	948	954	896	730	743	716	-29.9	-3.6
-Caseload Chg.	3	-74	6	-58	-166	13	-27		

\*-Includes cases filed and refiled.

-All cases counted by docket number.

**SUPERIOR COURT -- TOTAL CASELOAD DETAIL\***

**TABLE SC-2**

	1980	1981	1982	1983	1984	1985	1986	% CHG. '80-'86	% CHG. '85-'86
<b>CUMBERLAND</b>									
<b>CIVIL</b>									
-Pending Jan.1	2050	2251	2413	2486	2271	2084	1913	-6.7	-8.2
-Filings	1577	1607	1532	1418	1334	1361	1382	-12.4	1.5
-Dispositions	1376	1445	1459	1633	1521	1532	1471	6.9	-4.0
-Pending Dec.31	2251	2413	2486	2271	2084	1913	1824	-19.0	-4.7
_Caseload Chg.	201	162	73	-215	-187	-171	-89		
<b>URESА</b>									
-Pending Jan.1	257	358	418	383	460	275	301	17.1	9.5
-Filings	330	283	259	273	222	237	208	-37.0	-12.2
-Dispositions	229	223	294	196	407	211	70	-69.4	-66.8
-Pending Dec.31	358	418	383	460	275	301	439	22.6	45.8
-Caseload Chg.	101	60	-35	77	-185	26	138		
<b>CRIMINAL</b>									
-Pending Jan.1	785	713	1006	1203	1103	1046	1379	75.7	31.8
-Filings	1649	1947	1783	1873	1748	2235	2288	38.8	2.4
-Dispositions	1721	1654	1586	1973	1805	1902	2189	27.2	15.1
-Pending Dec.31	713	1006	1203	1103	1046	1379	1478	107.3	7.2
-Caseload Chg.	-72	293	197	-100	-57	333	99		
<b>TOTAL CASELOAD</b>									
-Pending Jan.1	3092	3322	3837	4072	3834	3405	3593	16.2	5.5
-Filings	3556	3837	3574	3564	3304	3833	3878	9.1	1.2
-Dispositions	3326	3322	3339	3802	3733	3645	3730	12.1	2.3
-Pending Dec.31	3322	3837	4072	3834	3405	3593	3741	12.6	4.1
-Caseload Chg.	230	515	235	-238	-429	188	148		

\*-Includes cases filed and refiled.

-All cases counted by docket number.

**SUPERIOR COURT -- TOTAL CASELOAD DETAIL\***

TABLE SC-2

FRANKLIN	1980	1981	1982	1983	1984	1985	1986	% CHG.	
								'80-'86	'85-'86
<b>CIVIL</b>									
-Pending Jan.1	165	210	225	197	168	169	129	-21.8	-23.7
-Filings	157	169	135	129	107	87	97	-38.2	11.5
-Dispositions	112	154	163	158	106	127	102	-8.9	-19.7
-Pending Dec.31	210	225	197	168	169	129	124	-41.0	-3.9
-Caseload Chg.	45	15	-28	-29	1	-40	-5		
<b>URESIA</b>									
-Pending Jan.1	14	27	36	41	48	52	39	178.6	-25.0
-Filings	42	41	47	30	29	37	45	7.1	21.6
-Dispositions	29	32	42	23	25	50	24	-17.2	-52.0
-Pending Dec.31	27	36	41	48	52	39	60	122.2	53.8
-Caseload Chg.	13	9	5	7	4	-13	21		
<b>CRIMINAL</b>									
-Pending Jan.1	135	165	172	220	190	238	254	88.1	6.7
-Filings	438	430	423	414	422	526	484	10.5	-8.0
-Dispositions	408	423	375	444	374	510	560	37.3	9.8
-Pending Dec.31	165	172	220	190	238	254	178	7.9	-29.9
-Caseload Chg.	30	7	48	-30	48	16	-76		
<b>TOTAL CASELOAD</b>									
-Pending Jan.1	314	402	433	458	406	459	422	34.4	-8.1
-Filings	637	640	605	573	558	650	626	-1.7	-3.7
-Dispositions	549	609	580	625	505	687	686	25.0	-0.1
-Pending Dec.31	402	433	458	406	459	422	362	-10.0	-14.2
-Caseload Chg.	88	31	25	-52	53	-37	-60		

\*-Includes cases filed and refiled.

-All cases counted by docket number.



**SUPERIOR COURT -- TOTAL CASELOAD DETAIL\***

**TABLE SC-2**

	1980	1981	1982	1983	1984	1985	1986	% CHG. '80-'86	% CHG. '85-'86
<b>HANCOCK</b>									
<b>CIVIL</b>									
-Pending Jan.1	359	351	352	366	338	321	326	-9.2	1.6
-Filings	225	211	213	202	195	191	200	-11.1	4.7
-Dispositions	233	210	199	230	212	186	210	-9.9	12.9
-Pending Dec.31	351	352	366	338	321	326	316	-10.0	-3.1
-Caseload Chg.	-8	1	14	-28	-17	5	-10		
<b>URES A</b>									
-Pending Jan.1	40	65	57	90	68	62	91	127.5	46.8
-Filings	79	64	71	63	59	62	42	-46.8	-32.3
-Dispositions	54	72	38	85	65	33	34	-37.0	3.0
-Pending Dec.31	65	57	90	68	62	91	99	52.3	8.8
-Caseload Chg.	25	-8	33	-22	-6	29	8		
<b>CRIMINAL</b>									
-Pending Jan.1	137	134	146	208	168	232	192	40.1	-17.2
-Filings	200	212	244	230	242	238	222	11.0	-6.7
-Dispositions	203	200	182	270	178	278	278	36.9	0.0
-Pending Dec.31	134	146	208	168	232	192	136	1.5	-29.2
-Caseload Chg.	-3	12	62	-40	-12	-38	-56		
<b>TOTAL CASELOAD</b>									
-Pending Jan.1	536	550	555	664	574	615	609	13.6	-1.0
-Filings	504	487	528	495	496	491	464	-7.9	-5.5
-Dispositions	490	482	419	585	455	497	522	6.5	5.0
-Pending Dec.31	550	555	664	574	615	609	551	0.2	-9.5
-Caseload Chg.	14	5	109	-90	41	-6	-58		

\*-Includes cases filed and refilled.

-All cases counted by docket number.

**SUPERIOR COURT -- TOTAL CASELOAD DETAIL\***

TABLE SC-2

KENNEBEC	1980	1981	1982	1983	1984	1985	1986	% CHG.	
								'80-'86	'85-'86
<b>CIVIL</b>									
-Pending Jan.1	1162	1081	975	896	830	774	721	-38.0	-6.8
-Filings	697	631	626	609	590	625	570	-18.2	-8.8
-Dispositions	778	737	705	675	646	678	686	-11.8	1.2
-Pending Dec.31	1081	975	896	830	774	721	605	-44.0	-16.1
-Caseload Chg.	-81	-106	-79	-66	-56	-53	-116		
<b>URES A</b>									
-Pending Jan.1	199	276	169	192	243	243	272	36.7	11.9
-Filings	171	151	114	160	113	147	103	-39.8	-29.9
-Dispositions	94	258	91	109	113	118	85	-9.6	-28.0
-Pending Dec.31	276	169	192	243	243	272	290	5.1	6.6
-Caseload Chg.	77	-107	23	51	0	29	18		
<b>CRIMINAL</b>									
-Pending Jan.1	458	419	420	578	473	415	507	10.7	22.2
-Filings	709	697	966	841	778	888	783	10.4	-11.8
-Dispositions	748	696	808	946	836	796	774	3.5	-2.8
-Pending Dec.31	419	420	578	473	415	507	516	23.2	1.8
-Caseload Chg.	-39	1	158	-105	-58	92	9		
<b>TOTAL CASELOAD</b>									
-Pending Jan.1	1819	1776	1564	1666	1546	1432	1500	-17.5	4.7
-Filings	1577	1479	1706	1610	1481	1660	1456	-7.7	-12.3
-Dispositions	1620	1691	1604	1730	1595	1592	1545	-4.6	-3.0
-Pending Dec.31	1776	1564	1666	1546	1432	1500	1411	-20.6	-5.9
-Caseload Chg.	-43	-212	102	-120	-114	68	-89		

\*-Includes Cases filed and refilled.

-All cases counted by docket number.

**SUPERIOR COURT -- TOTAL CASELOAD DETAIL\***

**TABLE SC-2**

KNOX	1980	1981	1982	1983	1984	1985	1986	% CHG.	% CHG.
								'80-'86	'85-'86
<b>CIVIL</b>									
-Pending Jan.1	294	290	258	221	203	189	175	-40.5	-7.4
-Filings	190	194	164	158	148	152	145	-23.7	-4.6
-Dispositions	194	226	201	176	162	166	164	-15.5	-1.2
-Pending Dec.31	290	258	221	203	189	175	156	-46.2	-10.9
-Caseload Chg.	-4	-32	-37	-18	-14	-14	-19		
<b>URES</b>									
-Pending Jan.1	34	52	57	61	82	59	81	138.2	37.3
-Filings	51	58	48	58	46	63	22	-56.9	-65.1
-Dispositions	33	53	44	37	69	41	46	39.4	12.2
-Pending Dec.31	52	57	61	82	59	81	57	9.6	-29.6
-Caseload Chg.	18	5	4	21	-23	22	-24		
<b>CRIMINAL</b>									
-Pending Jan.1	162	191	170	221	275	350	407	151.2	16.3
-Filings	380	365	382	438	587	649	578	52.1	-10.9
-Dispositions	351	386	331	384	512	592	572	63.0	-3.4
-Pending Dec.31	191	170	221	275	350	407	413	116.2	1.5
-Caseload Chg.	29	-21	51	54	-32	-31	6		
<b>TOTAL CASELOAD</b>									
-Pending Jan.1	490	533	485	503	560	598	663	35.3	10.9
-Filings	621	617	594	654	781	864	745	20.0	-13.8
-Dispositions	578	665	576	597	743	799	782	35.3	-2.1
-Pending Dec.31	533	485	503	560	598	663	626	17.4	-5.6
-Caseload Chg.	43	-48	18	57	38	65	-37		

\*-Includes cases filed and refiled.  
 -All cases counted by docket number.

**SUPERIOR COURT -- TOTAL CASELOAD DETAIL\***

**TABLE SC-2**

LINCOLN	1980	1981	1982	1983	1984	1985	1986	% CHG.	% CHG.
								'80-'86	'85-'86
<b>CIVIL</b>									
-Pending Jan.1	137	153	185	193	195	192	188	37.2	-2.1
-Filings	136	135	152	169	125	119	180	32.4	51.3
-Dispositions	120	103	144	167	128	123	182	51.7	48.0
-Pending Dec.31	153	185	193	195	192	188	186	21.6	-1.1
-Caseload Chg.	16	32	8	2	-3	-4	-2		
<b>URESА</b>									
-Pending Jan.1	23	23	34	36	36	37	52	126.1	40.5
-Filings	30	30	21	26	25	43	18	-40.0	-58.1
-Dispositions	30	19	19	26	24	28	25	-16.7	-10.7
-Pending Dec.31	23	34	36	36	37	52	45	95.7	-13.5
-Caseload Chg.	0	11	2	0	1	15	-7		
<b>CRIMINAL</b>									
-Pending Jan.1	71	82	100	185	302	274	252	254.9	-8.0
-Filings	228	284	272	354	311	355	615	169.7	73.2
-Dispositions	217	266	187	237	339	377	578	166.4	53.3
-Pending Dec.31	82	100	185	302	274	252	289	252.4	14.7
-Caseload Chg.	11	18	85	117	-28	-22	37		
<b>TOTAL CASELOAD</b>									
-Pending Jan.1	231	258	319	414	533	503	492	113.0	-2.2
-Filings	394	449	445	549	461	517	813	106.3	57.3
-Dispositions	367	388	350	430	491	528	785	113.9	48.7
-Pending Dec.31	258	319	414	533	503	492	520	101.6	5.7
-Caseload Chg.	27	61	95	119	-30	-11	28		

\*-Includes cases filed and refiled.

-All cases counted by docket number.

-Approximately 200 of Lincoln's 615 criminal filings in 1986 were change of venue cases from Sagadahoc.

**SUPERIOR COURT -- TOTAL CASELOAD DETAIL\***

**TABLE SC-2**

	1980	1981	1982	1983	1984	1985	1986	% CHG. '80-'86	% CHG. '85-'86
<b>OXFORD</b>									
<b>CIVIL</b>									
-Pending Jan.1	263	249	273	268	259	274	247	-6.1	-9.9
-Filings	211	199	208	171	172	187	187	-11.4	0.0
-Dispositions	225	175	213	180	157	214	206	-8.4	-3.7
-Pending Dec.31	249	273	268	259	274	247	228	-8.4	-7.7
-Caseload Chg.	-14	24	-5	-9	15	-27	-19		
<b>URES A</b>									
-Pending Jan.1	56	63	71	84	98	97	103	83.9	6.2
-Filings	98	76	76	62	57	91	55	-43.9	-39.6
-Dispositions	91	68	63	48	58	85	39	-57.1	-54.1
-Pending Dec.31	63	71	84	98	97	103	119	88.9	15.5
-Caseload Chg.	7	8	13	14	-1	6	16		
<b>CRIMINAL</b>									
-Pending Jan.1	166	192	202	320	335	275	340	104.8	23.6
-Filings	326	311	439	341	266	472	423	29.8	-10.4
-Dispositions	300	301	321	326	326	407	510	70.0	25.3
-Pending Dec.31	192	202	320	335	275	340	253	31.8	-25.6
-Caseload Chg.	26	10	118	15	-60	65	-87		
<b>TOTAL CASELOAD</b>									
-Pending Jan.1	485	504	546	672	692	646	690	42.3	6.8
-Filings	635	586	723	574	495	750	665	4.7	-11.3
-Dispositions	616	544	597	554	541	706	755	22.6	6.9
-Pending Dec.31	504	546	672	692	646	690	600	19.0	-13.0
-Caseload Chg.	19	42	126	20	-46	44	-90		

\*-Includes cases filed and refiled.  
 -All cases counted by docket number.

**SUPERIOR COURT -- TOTAL CASELOAD DETAIL\***

**TABLE SC-2**

	1980	1981	1982	1983	1984	1985	1986	% CHG. '80-'86	% CHG. '85-'86
<b>PENOBSCOT</b>									
<b>CIVIL</b>									
-Pending Jan.1	1065	1042	1091	929	916	891	954	-10.4	7.1
-Filings	718	693	645	606	594	609	504	-29.8	-17.2
-Dispositions	741	644	807	619	619	546	594	-19.8	8.8
-Pending Dec.31	1042	1091	929	916	891	954	864	-17.1	-9.4
-Caseload Chg.	-23	49	-162	-13	-25	63	-90		
<b>URESA</b>									
-Pending Jan.1	212	266	354	364	385	378	338	59.4	-10.6
-Filings	243	243	204	203	167	213	158	-35.0	-25.8
-Dispositions	189	155	194	182	174	253	281	48.7	11.1
-Pending Dec.31	266	354	364	385	378	338	215	-19.2	-36.4
-Caseload Chg.	54	88	10	21	-7	-40	-123		
<b>CRIMINAL</b>									
-Pending Jan.1	448	431	387	378	408	282	420	-6.3	48.9
-Filings	850	695	758	788	712	855	950	11.8	11.1
-Dispositions	867	739	767	758	838	717	919	6.0	28.2
-Pending Dec.31	431	387	378	408	282	420	451	4.6	7.4
-Caseload Chg.	-17	-44	-9	30	-126	138	31		
<b>TOTAL CASELOAD</b>									
-Pending Jan.1	1725	1739	1832	1671	1709	1551	1712	-0.8	10.4
-Filings	1811	1631	1607	1597	1473	1677	1612	-11.0	-3.9
-Dispositions	1797	1538	1768	1559	1631	1516	1794	-0.2	18.3
-Pending Dec.31	1739	1832	1671	1709	1551	1712	1530	-12.0	-10.6
-Caseload Chg.	14	93	-161	38	-158	161	-182		

\*-Includes cases filed and refiled.  
 -All cases counted by docket number.

**SUPERIOR COURT -- TOTAL CASELOAD DETAIL\***

**TABLE SC-2**

	1980	1981	1982	1983	1984	1985	1986	% CHG. '80-'86	% CHG. '85-'86
<b>PISCATAQUIS</b>									
<b>CIVIL</b>									
-Pending Jan.1	61	64	57	50	71	60	56	-8.2	-6.7
-Filings	50	49	41	49	30	37	23	-54.0	-37.8
-Dispositions	47	56	48	28	41	41	43	-8.5	4.9
-Pending Dec.31	64	57	50	71	60	56	36	-43.8	-35.7
-Caseload Chg.	3	-7	-7	21	-11	-4	-20		
<b>URESIA</b>									
-Pending Jan.1	19	43	19	26	31	43	58	205.3	34.9
-Filings	36	33	31	29	32	30	11	-69.4	-63.3
-Dispositions	12	57	24	24	20	15	4	-66.7	-73.3
-Pending Dec.31	43	19	26	31	43	58	65	51.2	12.1
-Caseload Chg.	24	-24	7	5	12	15	7		
<b>CRIMINAL</b>									
-Pending Jan.1	72	122	94	99	119	135	87	20.8	-35.6
-Filings	135	113	152	133	110	127	143	5.9	12.6
-Dispositions	85	141	147	113	94	175	131	54.1	-25.1
-Pending Dec.31	122	94	99	119	135	87	99	-18.9	13.8
-Caseload Chg.	50	-28	5	20	16	-48	12		
<b>TOTAL CASELOAD</b>									
-Pending Jan.1	152	229	170	175	221	238	201	32.2	-15.5
-Filings	221	195	224	211	172	194	177	-19.9	-8.8
-Dispositions	144	254	219	165	155	231	178	23.6	-22.9
-Pending Dec.31	229	170	175	221	238	201	200	-12.7	-0.5
-Caseload Chg.	77	-59	5	46	17	-37	-1		

\*-Includes cases filed and refiled.  
 -All cases counted by docket number.

**SUPERIOR COURT -- TOTAL CASELOAD DETAIL\***

**TABLE SC-2**

	1980	1981	1982	1983	1984	1985	1986	% CHG. '80-'86	% CHG. '85-'86
<b>SAGADAHOC</b>									
<b>CIVIL</b>									
-Pending Jan.1	201	200	204	190	199	232	237	17.9	2.2
-Filings	135	137	111	139	142	144	128	-5.2	-11.1
-Dispositions	136	133	125	130	109	139	203	49.3	46.0
-Pending Dec.31	200	204	190	199	232	237	162	-19.0	-31.6
-Caseload Chg.	-1	4	-14	9	33	5	-75		
<b>URES A</b>									
-Pending Jan.1	40	65	72	71	92	55	57	42.5	3.6
-Filings	62	55	40	56	36	39	38	-38.7	-2.6
-Dispositions	37	48	41	35	73	37	54	45.9	45.9
-Pending Dec.31	65	72	71	92	55	57	41	-36.9	-28.1
-Caseload Chg.	25	7	-1	21	-37	2	-16		
<b>CRIMINAL</b>									
-Pending Jan.1	60	122	106	157	259	189	230	283.3	21.7
-Filings	304	251	254	295	296	390	400	31.6	2.6
-Dispositions	242	267	203	193	366	349	434	79.3	24.4
-Pending Dec.31	122	106	157	259	189	230	196	60.7	-14.8
-Caseload Chg.	62	-16	51	102	-70	41	-34		
<b>TOTAL CASELOAD</b>									
-Pending Jan.1	301	387	382	418	550	476	524	74.1	10.1
-Filings	501	443	405	490	474	573	566	13.0	-1.2
-Dispositions	415	448	369	358	548	525	691	66.5	31.6
-Pending Dec.31	387	382	418	550	476	524	399	3.1	-23.9
-Caseload Chg.	86	-5	36	132	-74	48	-125		

\*-Includes cases filed and refiled.

-All cases counted by docket number.

-Approximately 200 of Sagadahoc's 434 criminal dispositions in 1986 were disposed via venue change to Lincoln.



**SUPERIOR COURT -- TOTAL CASELOAD DETAIL\***

**TABLE Sc-2**

	1980	1981	1982	1983	1984	1985	1986	% CHG. '80-'86	% CHG. '85-'86
<b>SOMERSET</b>									
<b>CIVIL</b>									
-Pending Jan.1	323	325	349	345	307	320	297	-8.0	-7.2
-Filings	271	316	291	248	243	233	219	-19.2	-6.0
-Dispositions	269	292	295	286	230	256	287	6.7	12.1
-Pending Dec.31	325	349	345	307	320	297	229	-29.5	-22.9
-Caseload Chg.	2	24	-4	-38	13	-23	-68		
<b>URES A</b>									
-Pending Jan.1	38	48	42	57	58	45	91	139.5	102.2
-Filings	104	68	93	82	64	106	57	-45.2	-46.2
-Dispositions	94	74	78	81	77	60	36	-61.7	-40.0
-Pending Dec.31	48	42	57	58	45	91	112	133.3	23.1
-Caseload Chg.	10	-6	15	1	-13	46	21		
<b>CRIMINAL</b>									
-Pending Jan.1	349	292	337	395	348	408	475	36.1	16.4
-Filings	975	1017	767	815	804	829	878	-9.9	5.9
-Dispositions	1032	972	709	862	744	762	715	-30.7	-6.2
-Pending Dec.31	292	337	395	348	408	475	638	118.5	34.3
-Caseload Chg.	-57	45	58	-47	60	67	163		
<b>TOTAL CASELOAD</b>									
-Pending Jan.1	710	665	728	797	713	773	863	21.5	11.6
-Filings	1350	1401	1151	1145	1111	1168	1154	-14.5	-1.2
-Dispositions	1395	1338	1082	1229	1051	1078	1038	-25.6	-3.7
-Pending Dec.31	665	728	797	713	773	863	979	47.2	13.4
-Caseload Chg.	-45	63	69	-84	60	90	116		

\*-Includes cases filed and refiled.

-All cases counted by docket number.

**SUPERIOR COURT -- TOTAL CASELOAD DETAIL\***

**TABLE SC-2**

WALDO	1980	1981	1982	1983	1984	1985	1986	% CHG.	
								'80-'86	'85-'86
<b>CIVIL</b>									
-Pending Jan.1	215	207	183	144	117	142	146	-32.1	2.8
-Filings	130	117	96	85	108	99	99	-23.8	0.0
-Dispositions	138	141	135	112	83	95	127	-8.0	33.7
-Pending Dec.31	207	183	144	117	142	146	118	-43.0	-19.2
-Caseload Chg.	-8	-24	-39	-27	25	4	-28		
<b>URES A</b>									
-Pending Jan.1	16	43	41	37	41	35	41	156.3	17.1
-Filings	59	51	36	51	45	43	45	-23.7	4.7
-Dispositions	32	53	40	47	51	37	20	-37.5	-45.9
-Pending Dec.31	43	41	37	41	35	41	66	53.5	61.0
-Caseload Chg.	27	-2	-4	4	-6	6	25		
<b>CRIMINAL</b>									
-Pending Jan.1	168	113	127	176	229	165	218	29.8	32.1
-Filings	137	219	235	268	245	247	321	134.3	30.0
-Dispositions	192	205	186	215	309	194	333	73.4	71.6
-Pending Dec.31	113	127	176	229	165	218	206	82.3	-5.5
-Caseload Chg.	-55	14	49	53	-64	53	-12		
<b>TOTAL CASELOAD</b>									
-Pending Jan.1	399	363	351	357	387	342	405	1.5	18.4
-Filings	326	387	367	404	398	389	465	42.6	19.5
-Dispositions	362	399	361	374	443	326	480	32.6	47.2
-Pending Dec.31	363	351	357	387	342	405	390	7.4	-3.7
-Caseload Chg.	-36	-12	6	30	-45	63	-15		

\*-Includes cases filed and refiled.

-All cases counted by docket number.

SUPERIOR COURT -- TOTAL CASELOAD DETAIL\*

TABLE SC-2

	1980	1981	1982	1983	1984	1985	1986	% CHG. '80-'86	% CHG. '85-'86
<b>WASHINGTON</b>									
<b>CIVIL</b>									
-Pending Jan.1	260	265	216	211	216	224	177	-31.9	-21.0
-Filings	178	167	122	121	133	114	100	-43.8	-12.3
-Dispositions	173	216	127	116	125	161	116	-32.9	-28.0
-Pending Dec.31	265	216	211	216	224	177	161	-39.2	-9.0
-Caseload Chg.	5	-49	-5	5	8	-47	-16		
<b>URES A</b>									
-Pending Jan.1	35	60	71	66	61	54	69	97.1	27.8
-Filings	70	75	59	74	62	73	60	-14.3	-17.8
-Dispositions	45	64	64	79	69	58	42	-6.7	-27.6
-Pending Dec.31	60	71	66	61	54	69	87	45.0	26.1
-Caseload Chg.	25	11	-5	-5	-7	15	18		
<b>CRIMINAL</b>									
-Pending Jan.1	186	119	154	197	209	225	227	22.0	0.9
-Filings	183	232	190	321	281	283	272	48.6	-3.9
-Dispositions	250	197	147	309	265	281	205	-18.0	-27.0
-Pending Dec.31	119	154	197	209	225	227	294	147.1	29.5
-Caseload Chg.	-67	35	43	12	16	2	67		
<b>TOTAL CASELOAD</b>									
-Pending Jan.1	481	444	441	474	486	503	473	-1.7	-6.0
-Filings	431	474	371	516	476	470	432	0.2	-8.1
-Dispositions	468	477	338	504	459	500	363	-22.4	-27.4
-Pending Dec.31	444	441	474	486	503	473	542	22.1	14.6
-Caseload Chg.	-37	-3	33	12	17	-30	69		

\*-Includes cases filed and refiled.

-All cases counted by docket number.

SUPERIOR COURT -- TOTAL CASELOAD DETAIL\*

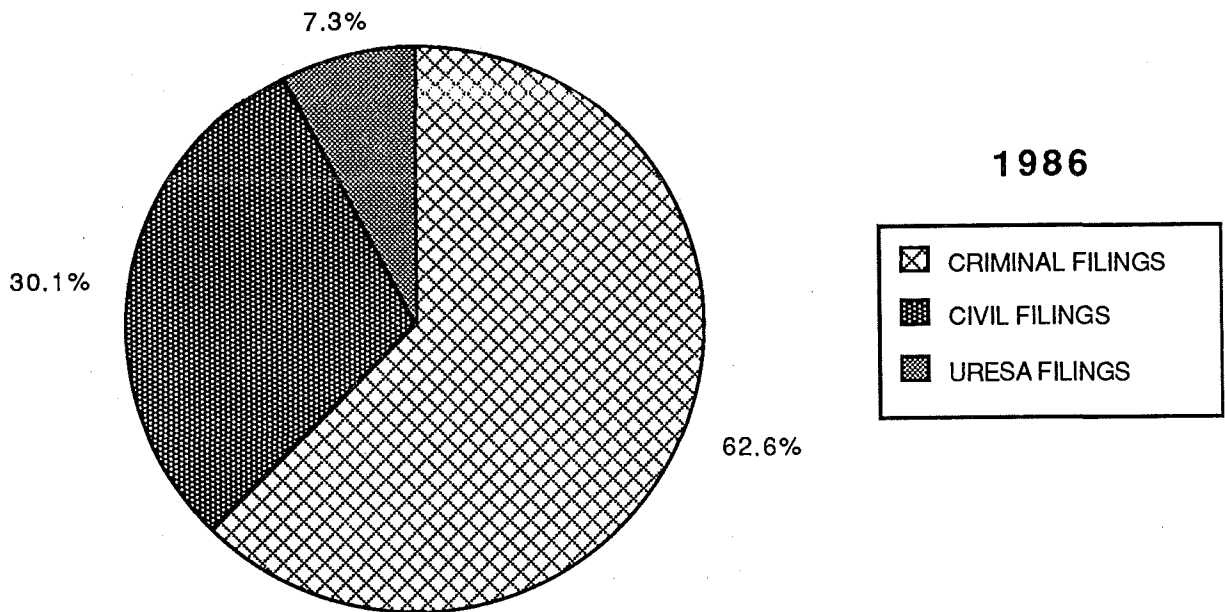
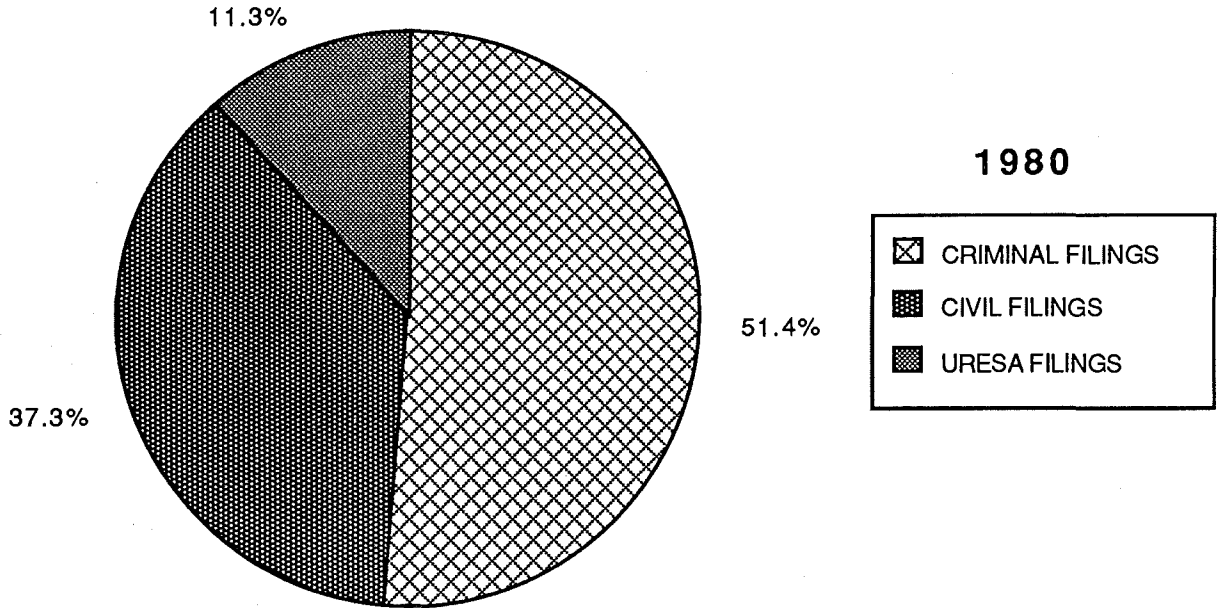
TABLE SC-2

	1980	1981	1982	1983	1984	1985	1986	% CHG. '80-'86	% CHG. '85-'86
<b>YORK</b>									
<b>CIVIL</b>									
-Pending Jan.1	942	979	1090	1174	1151	1071	1097	16.5	2.4
-Filings	780	810	791	754	669	700	694	-11.0	-0.9
-Dispositions	743	699	707	777	749	674	687	-7.5	1.9
-Pending Dec.31	979	1090	1174	1151	1071	1097	1104	12.8	0.6
-Caseload Chg.	37	111	84	-23	-80	26	7		
<b>URES A</b>									
-Pending Jan.1	109	174	224	241	272	191	292	167.9	52.9
-Filings	285	255	195	180	162	212	190	-33.3	-10.4
-Dispositions	220	205	178	149	243	111	97	-55.9	-12.6
-Pending Dec.31	174	224	241	272	191	292	385	121.3	31.8
-Caseload Chg.	65	50	17	31	-81	101	93		
<b>CRIMINAL</b>									
-Pending Jan.1	545	504	638	746	638	497	794	45.7	59.8
-Filings	1126	1186	1072	940	817	1257	1591	41.3	26.6
-Dispositions	1167	1052	964	1048	958	960	1263	8.2	31.6
-Pending Dec.31	504	638	746	638	497	794	1122	122.6	41.3
-Caseload Chg.	-41	134	108	-108	-141	297	328		
<b>TOTAL CASELOAD</b>									
-Pending Jan.1	1596	1657	1952	2161	2061	1759	2183	36.8	24.1
-Filings	2191	2251	2058	1874	1648	2169	2475	13.0	14.1
-Dispositions	2130	1956	1849	1974	1950	1745	2047	-3.9	17.3
-Pending Dec.31	1657	1952	2161	2061	1759	2183	2611	57.6	19.6
-Caseload Chg.	61	295	209	-100	-302	424	428		

\*-Includes cases filed and refiled.

-All cases counted by docket number.

**SUPERIOR COURT**  
**CIVIL, URESA, CRIMINAL**  
**PERCENT OF TOTAL CASELOAD**



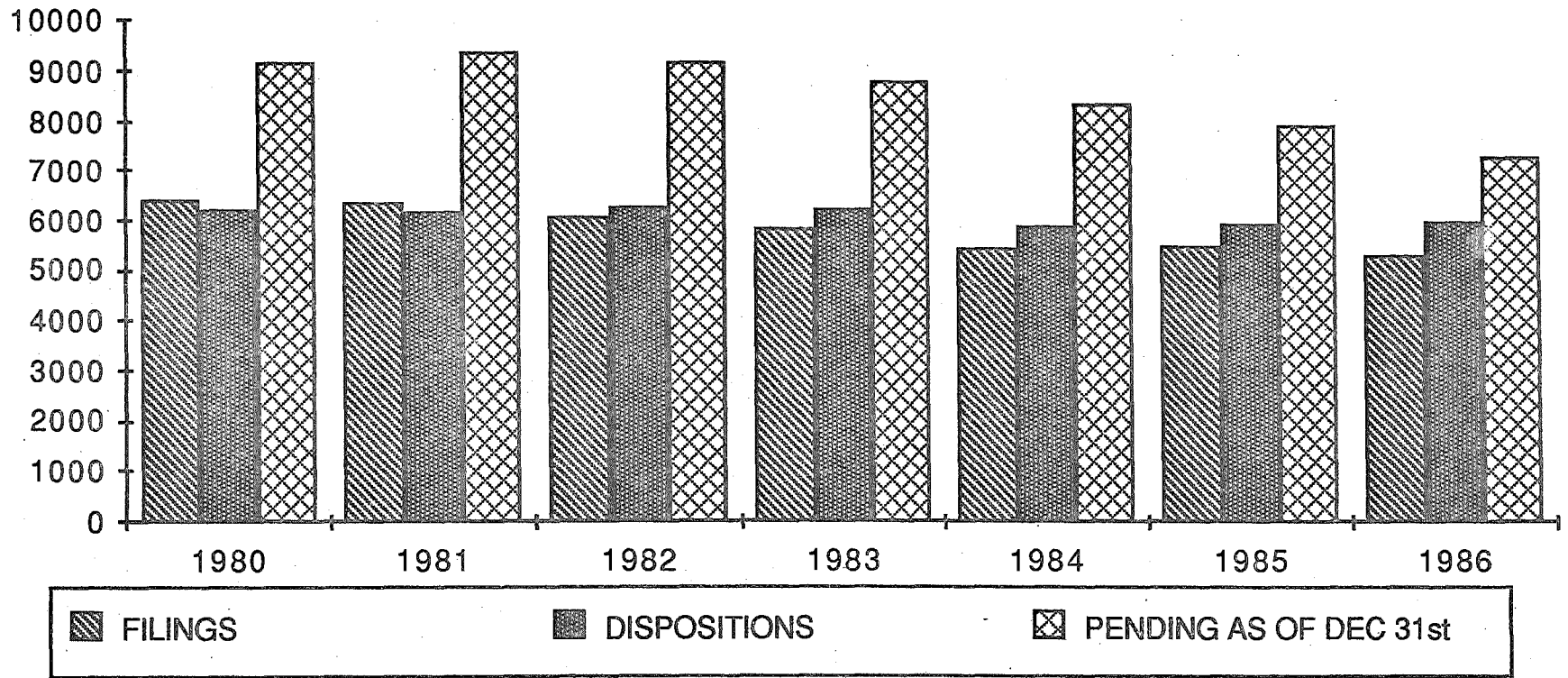
**SUPERIOR COURT**

**CIVIL CASELOAD**



# SUPERIOR COURT CIVIL CASELOAD

NUMBER OF CASES





SUPERIOR COURT -- CIVIL FILINGS SUMMARY\*

TABLE SC-5

COURT LOCATION	1980	1981	1982	1983	1984	1985	1986	% CHG. '80-'86	% CHG. '85-'86
ANDROSCOGGIN	630	623	596	599	545	544	505	-19.8	-7.2
AROOSTOOK	360	312	361	379	307	322	293	-18.6	-9.0
CUMBERLAND	1577	1607	1532	1418	1334	1361	1382	-12.4	1.5
FRANKLIN	157	169	135	129	107	87	97	-38.2	11.5
HANCOCK	225	211	213	202	195	191	200	-11.1	4.7
KENNEBEC	697	631	626	609	590	625	570	-18.2	-8.8
KNOX	190	194	164	158	148	152	145	-23.7	-4.6
LINCOLN	136	135	152	169	125	119	180	32.4	51.3
OXFORD	211	199	208	171	172	187	187	-11.4	0.0
PENOBSCOT	718	693	645	606	594	609	504	-29.8	-17.2
PISCATAQUIS	50	49	41	49	30	37	23	-54.0	-37.8
SAGadahoc	135	137	111	139	142	144	128	-5.2	-11.1
SOMERSET	271	316	291	248	243	233	219	-19.2	-6.0
WALDO	130	117	96	85	108	99	99	-23.8	0.0
WASHINGTON	178	167	122	121	133	114	100	-43.8	-12.3
YORK	780	810	791	754	669	700	694	-11.0	-0.9
STATE TOTAL	6445	6370	6084	5836	5442	5524	5326	-17.4	-3.6

\*-Includes cases filed and refiled.

## SUPERIOR COURT -- CIVIL DISPOSITIONS SUMMARY\*

TABLE SC-6

COURT LOCATION	1980	1981	1982	1983	1984	1985	1986	% CHG. '80-'86	% CHG. '85-'86
ANDROSCOGGIN	594	607	612	564	591	675	607	2.2	-10.1
AROOSTOOK	330	363	323	376	392	340	289	-12.4	-15.0
CUMBERLAND	1376	1445	1459	1633	1521	1532	1471	6.9	-4.0
FRANKLIN	112	154	163	158	106	127	102	-8.9	-19.7
HANCOCK	233	210	199	230	212	186	210	-9.9	12.9
KENNEBEC	778	737	705	675	646	678	686	-11.8	1.2
KNOX	194	226	201	176	162	166	164	-15.5	-1.2
LINCOLN	120	103	144	167	128	123	182	51.7	48.0
OXFORD	225	175	213	180	157	214	206	-8.4	-3.7
PENOBSCOT	741	644	807	619	619	546	594	-19.8	8.8
PISCATAQUIS	47	56	48	28	41	41	43	-8.5	4.9
SAGadahoc	136	133	125	130	109	139	203	49.3	46.0
SOMERSET	269	292	295	286	230	256	287	6.7	12.1
WALDO	138	141	135	112	83	95	127	-8.0	33.7
WASHINGTON	173	216	127	116	125	161	116	-32.9	-28.0
YORK	743	699	707	777	749	674	687	-7.5	1.9
STATE TOTAL	6209	6201	6263	6227	5871	5953	5974	-3.8	0.4

\*-Includes the disposition of cases filed and refilled.

**SUPERIOR COURT -- CIVIL PENDING CASELOAD SUMMARY\***

TABLE SC-7

COURT LOCATION	1980	1981	1982	1983	1984	1985	1986	% CHG. '80-'86	% CHG. '85-'86
ANDROSCOGGIN	976	992	976	1011	965	834	732	-25.0	-12.2
AROOSTOOK	558	507	545	548	463	445	449	-19.5	0.9
CUMBERLAND	2251	2413	2486	2271	2084	1913	1824	-19.0	-4.7
FRANKLIN	210	225	197	168	169	129	124	-41.0	-3.9
HANCOCK	351	352	366	338	321	326	316	-10.0	-3.1
KENNEBEC	1081	975	896	830	774	721	605	-44.0	-16.1
KNOX	290	258	221	203	189	175	156	-46.2	-10.9
LINCOLN	153	185	193	195	192	188	186	21.6	-1.1
OXFORD	249	273	268	259	274	247	228	-8.4	-7.7
PENOBSCOT	1042	1091	929	916	891	954	864	-17.1	-9.4
PISCATAQUIS	64	57	50	71	60	56	36	-43.8	-35.7
SAGADAHOC	200	204	190	199	232	237	162	-19.0	-31.6
SOMERSET	325	349	345	307	320	297	229	-29.5	-22.9
WALDO	207	183	144	117	142	146	118	-43.0	-19.2
WASHINGTON	265	216	211	216	224	177	161	-39.2	-9.0
YORK	979	1090	1174	1151	1071	1097	1104	12.8	0.6
STATE TOTAL	9201	9370	9191	8800	8371	7942	7294	-20.7	-8.2

\*-Includes cases filed and refiled.

-Cases pending as of December 31st.

**SUPERIOR COURT -- CIVIL FILINGS AND DISPOSITIONS BY TYPE OF CASE\***

**TABLE SC-8**

STATE TOTAL	FILINGS							DISPOSITIONS						
	1980	1981	1982	1983	1984	1985	1986	1980	1981	1982	1983	1984	1985	1986
Damages	1091	875	937	1057	907	808	869	959	924	875	967	910	1010	1016
Personal Injury	984	1054	1097	1199	1180	1265	1175	875	926	1049	1067	1080	1313	1331
Contract	1349	1460	1500	1221	1103	1157	956	1328	1373	1501	1383	1332	1195	1178
Divorce	481	539	451	406	362	344	372	475	525	486	427	393	338	384
Traf. Infr. Appeals	30	43	41	25	35	19	20	34	34	41	30	32	35	19
Habeas Corpus	51	23	12	8	11	7	5	72	46	24	6	13	3	9
Appeals/Dist.Ct. (a)	183	279	226	275	226	201	214	213	256	245	252	243	216	230
Other	2276	2097	1820	1645	1618	1723	1715	2253	2117	2042	2095	1868	1843	1807
<b>TOTAL</b>	<b>6445</b>	<b>6370</b>	<b>6084</b>	<b>5836</b>	<b>5442</b>	<b>5524</b>	<b>5326</b>	<b>6209</b>	<b>6201</b>	<b>6263</b>	<b>6227</b>	<b>5871</b>	<b>5953</b>	<b>5974</b>

**PERCENTAGE OF CIVIL FILINGS BY TYPE OF CASE\***

	1980	1981	1982	1983	1984	1985	1986
Damages	16.9	13.7	15.4	18.1	16.7	14.6	16.3
Personal Injury	15.3	16.5	18.0	20.5	21.7	22.9	22.1
Contract	20.9	22.9	24.7	20.9	20.3	20.9	18.0
Divorce	7.5	8.5	7.4	7.0	6.7	6.2	7.0
Traf. Infr. Appeals	0.5	0.7	0.7	0.4	0.6	0.3	0.4
Habeas Corpus	0.8	0.4	0.2	0.1	0.2	0.1	0.1
Appeals/Dist.Ct.	2.8	4.4	3.7	4.7	4.2	3.6	4.0
Other	35.3	32.9	29.9	28.2	29.7	31.2	32.2
<b>TOTAL</b>	<b>100.0</b>	<b>100.0</b>	<b>100.0</b>	<b>100.0</b>	<b>100.0</b>	<b>100.0</b>	<b>100.0</b>

\*-Includes cases filed and refiled.

-Types of cases are defined on Page 103 of this report.

-Percentages may not total 100.0 due to rounding.

(a) Sixty-five of the appeals from District Court were small claims appeals.

**SUPERIOR COURT - CIVIL FILINGS AND DISPOSITIONS BY TYPE OF CASE\***

**TABLE SC-8  
(con't.)**

	FILINGS							DISPOSITIONS						
	1980	1981	1982	1983	1984	1985	1986	1980	1981	1982	1983	1984	1985	1986
<b>ANDROSCOGGIN</b>														
Damages	122	80	96	82	86	63	44	144	98	91	88	90	101	87
Personal Injury	156	131	160	165	186	201	166	117	128	162	129	149	206	220
Contract	114	156	119	115	92	93	96	119	141	129	125	104	125	107
Divorce	31	26	25	22	29	17	20	30	31	28	17	35	21	20
Traf. Infr. Appeals	1	0	1	0	1	1	0	2	0	1	0	2	0	1
Habeas Corpus	2	0	0	2	0	0	0	4	1	0	1	1	0	0
Appeals/Dist. Ct.	11	15	7	20	20	23	11	9	16	12	16	17	21	19
Other	193	215	188	193	131	146	168	169	192	189	188	193	201	153
<b>TOTAL</b>	<b>630</b>	<b>623</b>	<b>596</b>	<b>599</b>	<b>545</b>	<b>544</b>	<b>505</b>	<b>594</b>	<b>607</b>	<b>612</b>	<b>564</b>	<b>591</b>	<b>675</b>	<b>607</b>
<b>AROOSTOOK</b>														
Damages	80	93	115	115	96	88	83	67	79	91	110	103	111	96
Personal Injury	101	81	84	92	89	99	85	64	85	77	94	97	90	75
Contract	32	46	106	111	61	63	53	42	52	64	80	108	81	47
Divorce	7	12	10	11	14	21	11	14	14	10	8	13	14	13
Traf. Infr. Appeals	0	1	0	0	0	0	0	0	0	1	0	0	0	0
Habeas Corpus	1	1	0	0	3	1	0	5	3	0	0	3	0	1
Appeals/Dist. Ct.	5	2	10	10	12	16	21	12	7	7	15	10	11	19
Other	134	76	36	40	32	34	40	126	123	73	69	58	33	38
<b>TOTAL</b>	<b>360</b>	<b>312</b>	<b>361</b>	<b>379</b>	<b>307</b>	<b>322</b>	<b>293</b>	<b>330</b>	<b>363</b>	<b>323</b>	<b>376</b>	<b>392</b>	<b>340</b>	<b>289</b>

- 78 -

\*-Includes cases filed and refiled.  
-Types of cases are defined on Page 103 of this report.

**SUPERIOR COURT - CIVIL FILINGS AND DISPOSITIONS BY TYPE OF CASE\***

TABLE SC-8  
(con't.)

	FILINGS							DISPOSITIONS						
	1980	1981	1982	1983	1984	1985	1986	1980	1981	1982	1983	1984	1985	1986
<b>CUMBERLAND</b>														
Damages	401	235	268	316	348	287	366	252	258	243	297	284	342	386
Personal Injury	147	219	220	217	194	263	238	164	176	199	216	204	278	264
Contract	381	377	376	254	216	271	205	326	357	341	333	326	296	275
Divorce	177	175	151	169	129	123	165	121	151	145	174	166	147	136
Traf. Infr. Appeals	9	11	12	9	9	9	1	8	9	6	17	9	13	3
Habeas Corpus	10	6	1	1	2	1	0	13	8	4	2	0	0	3
Appeals/Dist. Ct.	23	64	53	73	53	32	42	35	62	46	54	66	42	52
Other	429	520	451	379	383	375	365	457	424	475	540	466	414	352
<b>TOTAL</b>	<b>1577</b>	<b>1607</b>	<b>1532</b>	<b>1418</b>	<b>1334</b>	<b>1361</b>	<b>1382</b>	<b>1376</b>	<b>1445</b>	<b>1459</b>	<b>1633</b>	<b>1521</b>	<b>1532</b>	<b>1471</b>
<b>FRANKLIN</b>														
Damages	15	15	4	14	11	7	4	13	22	10	17	9	11	9
Personal Injury	20	19	22	22	20	17	19	11	14	21	20	22	21	23
Contract	45	51	28	21	31	18	36	25	51	46	29	31	27	30
Divorce	26	44	29	18	16	10	14	26	30	46	18	10	22	7
Traf. Infr. Appeals	1	2	1	2	1	0	2	0	3	1	0	1	2	2
Habeas Corpus	0	0	0	1	0	0	0	0	0	0	0	1	0	0
Appeals/Dist. Ct.	13	1	6	13	8	1	4	4	9	5	15	4	7	4
Other	37	37	45	38	20	34	18	33	25	34	59	28	37	27
<b>TOTAL</b>	<b>157</b>	<b>169</b>	<b>135</b>	<b>129</b>	<b>107</b>	<b>87</b>	<b>97</b>	<b>112</b>	<b>154</b>	<b>163</b>	<b>158</b>	<b>106</b>	<b>127</b>	<b>102</b>

\*-Includes cases filed and refiled.

-Types of cases are defined on Page 103 of this report.

**SUPERIOR COURT - CIVIL FILINGS AND DISPOSITIONS BY TYPE OF CASE\***

**TABLE SC-8  
(con't.)**

	FILINGS							DISPOSITIONS						
	1980	1981	1982	1983	1984	1985	1986	1980	1981	1982	1983	1984	1985	1986
<b>HANCOCK</b>														
Damages	37	46	16	37	21	19	17	23	32	31	27	28	24	26
Personal Injury	31	29	38	34	43	53	57	32	22	25	38	35	50	43
Contract	47	43	71	49	47	35	29	54	54	49	57	61	30	49
Divorce	13	26	18	17	14	10	11	19	20	25	14	18	10	12
Traf.Infr.Appeals	1	1	0	0	2	2	0	2	0	0	1	0	3	1
Habeas Corpus	2	1	0	0	0	0	0	4	2	0	1	0	0	0
Appeals/Dist.Ct.	8	13	3	6	1	7	15	9	9	5	7	4	4	10
Other	86	52	67	59	67	65	71	90	71	64	85	66	65	69
<b>TOTAL</b>	<b>225</b>	<b>211</b>	<b>213</b>	<b>202</b>	<b>195</b>	<b>191</b>	<b>200</b>	<b>233</b>	<b>210</b>	<b>199</b>	<b>230</b>	<b>212</b>	<b>186</b>	<b>210</b>
<b>KENNEBEC</b>														
Damages	52	46	52	65	46	82	74	108	74	58	59	42	79	84
Personal Injury	79	72	56	94	78	85	71	94	93	87	86	86	80	102
Contract	128	122	118	66	69	72	62	159	152	126	121	95	89	64
Divorce	21	24	23	22	14	15	12	25	23	19	30	17	11	16
Traf.Infr.Appeals	4	0	0	1	5	1	5	1	4	0	0	4	2	2
Habeas Corpus	5	1	0	0	0	0	2	3	11	2	0	0	0	2
Appeals/Dist.Ct.	7	25	36	25	22	19	13	25	14	40	21	29	20	22
Other	401	341	341	336	356	351	331	363	366	373	358	373	397	394
<b>TOTAL</b>	<b>697</b>	<b>631</b>	<b>626</b>	<b>609</b>	<b>590</b>	<b>625</b>	<b>570</b>	<b>778</b>	<b>737</b>	<b>705</b>	<b>675</b>	<b>646</b>	<b>678</b>	<b>686</b>

\*-Includes cases filed and refiled.

-Types of cases are defined on Page 103 of this report.

**SUPERIOR COURT - CIVIL FILINGS AND DISPOSITIONS BY TYPE OF CASE\***

**TABLE SC-8  
(con't.)**

KNOX	FILINGS							DISPOSITIONS						
	1980	1981	1982	1983	1984	1985	1986	1980	1981	1982	1983	1984	1985	1986
Damages	40	45	30	38	26	24	24	33	38	37	37	33	42	23
Personal Injury	30	22	31	26	27	31	26	30	39	30	22	24	30	33
Contract	55	44	35	23	33	28	17	53	57	52	35	42	28	29
Divorce	6	8	6	13	8	8	9	10	6	10	9	9	8	11
Traf. Infr. Appeals	0	5	2	2	1	0	9	3	4	3	2	1	0	6
Habeas Corpus	5	3	3	1	0	2	1	7	6	5	0	1	0	1
Appeals/Dist. Ct.	8	11	8	16	11	9	5	13	11	9	9	14	11	5
Other	46	56	49	39	42	50	54	45	65	55	62	38	47	56
<b>TOTAL</b>	<b>190</b>	<b>194</b>	<b>164</b>	<b>158</b>	<b>148</b>	<b>152</b>	<b>145</b>	<b>194</b>	<b>226</b>	<b>201</b>	<b>176</b>	<b>162</b>	<b>166</b>	<b>164</b>
<b>LINCOLN</b>	<b>1980</b>	<b>1981</b>	<b>1982</b>	<b>1983</b>	<b>1984</b>	<b>1985</b>	<b>1986</b>	<b>1980</b>	<b>1981</b>	<b>1982</b>	<b>1983</b>	<b>1984</b>	<b>1985</b>	<b>1986</b>
Damages	34	27	24	42	14	12	38	18	24	22	37	32	13	31
Personal Injury	19	19	24	26	30	30	26	19	14	16	23	16	36	48
Contract	21	24	25	44	40	25	26	20	17	21	35	39	24	40
Divorce	7	4	4	3	7	7	9	8	6	6	4	3	5	6
Traf. Infr. Appeals	0	2	3	2	1	0	0	1	0	3	2	0	3	0
Habeas Corpus	2	0	0	0	0	0	0	2	1	0	0	0	0	0
Appeals/Dist. Ct.	5	11	11	6	2	4	4	7	5	10	11	2	3	5
Other	48	48	61	46	31	41	77	45	36	66	55	36	39	52
<b>TOTAL</b>	<b>136</b>	<b>135</b>	<b>152</b>	<b>169</b>	<b>125</b>	<b>119</b>	<b>180</b>	<b>120</b>	<b>103</b>	<b>144</b>	<b>167</b>	<b>128</b>	<b>123</b>	<b>182</b>

\*-Includes cases filed and refiled.

-Types of cases are defined on Page 103 of this report.



**SUPERIOR COURT - CIVIL FILINGS AND DISPOSITIONS BY TYPE OF CASE\***

**TABLE SC-8  
(con't.)**

	FILINGS							DISPOSITIONS						
	1980	1981	1982	1983	1984	1985	1986	1980	1981	1982	1983	1984	1985	1986
<b>OXFORD</b>														
Damages	21	14	32	57	40	30	16	34	19	25	22	37	43	32
Personal Injury	29	36	48	24	36	42	45	26	23	32	38	34	43	37
Contract	56	46	52	33	50	52	51	59	42	57	47	33	58	59
Divorce	21	19	13	17	9	19	12	20	21	16	14	12	10	18
Traf.Infr.Appeals	1	0	0	0	3	1	0	4	0	1	0	1	3	0
Habeas Corpus	2	0	0	0	1	0	0	2	0	1	0	1	0	0
Appeals/Dist.Ct.	21	23	11	6	10	4	11	10	16	25	9	7	13	7
Other	60	61	52	34	23	39	52	70	54	56	50	32	44	53
<b>TOTAL</b>	<b>211</b>	<b>199</b>	<b>208</b>	<b>171</b>	<b>172</b>	<b>187</b>	<b>187</b>	<b>225</b>	<b>175</b>	<b>213</b>	<b>180</b>	<b>157</b>	<b>214</b>	<b>206</b>
<b>PENOBSCOT</b>														
Damages	100	71	86	72	81	57	53	70	86	85	66	69	74	73
Personal Injury	138	168	143	168	144	163	160	144	129	169	155	130	158	172
Contract	214	164	145	180	145	181	89	217	172	224	161	171	111	146
Divorce	24	25	42	28	34	23	12	43	34	36	27	30	21	23
Traf.Infr.Appeals	1	10	6	4	5	2	3	2	4	8	3	8	3	2
Habeas Corpus	10	3	7	1	1	1	1	14	4	10	1	2	1	1
Appeals/Dist.Ct.	28	27	30	36	20	17	31	26	25	29	34	29	20	19
Other	203	225	186	117	164	165	155	225	190	246	172	180	158	158
<b>TOTAL</b>	<b>718</b>	<b>693</b>	<b>645</b>	<b>606</b>	<b>594</b>	<b>609</b>	<b>504</b>	<b>741</b>	<b>644</b>	<b>807</b>	<b>619</b>	<b>619</b>	<b>546</b>	<b>594</b>

\*-Includes cases filed and refiled.

-Types of cases are defined on Page 103 of this report.

**SUPERIOR COURT - CIVIL FILINGS AND DISPOSITIONS BY TYPE OF CASE\***

**TABLE SC-8  
(con't.)**

PISCATAQUIS	FILINGS							DISPOSITIONS						
	1980	1981	1982	1983	1984	1985	1986	1980	1981	1982	1983	1984	1985	1986
Damages	2	2	11	4	6	2	0	6	5	4	1	8	7	4
Personal Injury	13	6	5	16	9	7	4	4	8	9	3	7	12	13
Contract	11	7	7	10	7	13	13	9	11	9	5	11	9	11
Divorce	3	5	3	3	1	1	0	1	5	4	0	3	1	3
Traf. Infr. Appeals	0	1	1	0	2	1	0	0	1	1	0	2	0	1
Habeas Corpus	0	0	1	0	1	0	2	1	1	0	1	1	0	0
Appeals/Dist. Ct.	3	9	3	6	0	4	0	6	7	4	7	0	2	4
Other	18	19	10	10	4	9	4	20	18	17	11	9	10	7
<b>TOTAL</b>	<b>50</b>	<b>49</b>	<b>41</b>	<b>49</b>	<b>30</b>	<b>37</b>	<b>23</b>	<b>47</b>	<b>56</b>	<b>48</b>	<b>28</b>	<b>41</b>	<b>41</b>	<b>43</b>
<b>SAGADAHOC</b>	<b>1980</b>	<b>1981</b>	<b>1982</b>	<b>1983</b>	<b>1984</b>	<b>1985</b>	<b>1986</b>	<b>1980</b>	<b>1981</b>	<b>1982</b>	<b>1983</b>	<b>1984</b>	<b>1985</b>	<b>1986</b>
Damages	14	16	7	11	10	12	13	19	13	9	14	11	12	16
Personal Injury	34	32	24	43	35	31	24	28	35	23	33	28	40	42
Contract	41	23	21	14	29	19	25	42	30	33	23	22	20	32
Divorce	6	11	8	4	8	6	14	8	11	5	8	6	3	10
Traf. Infr. Appeals	2	5	7	2	0	1	0	1	4	9	0	3	0	1
Habeas Corpus	1	0	0	0	0	0	0	1	0	1	0	0	0	0
Appeals/Dist. Ct.	5	6	4	4	4	8	3	7	6	4	3	2	6	8
Other	32	44	40	61	56	67	49	30	34	41	49	37	58	94
<b>TOTAL</b>	<b>135</b>	<b>137</b>	<b>111</b>	<b>139</b>	<b>142</b>	<b>144</b>	<b>128</b>	<b>136</b>	<b>133</b>	<b>125</b>	<b>130</b>	<b>109</b>	<b>139</b>	<b>203</b>

\*-Includes cases filed and refiled.

-Types of cases are defined on Page 103 of this report.

**SUPERIOR COURT - CIVIL FILINGS AND DISPOSITIONS BY TYPE OF CASE\***

**TABLE SC-8  
(con't.)**

	FILINGS							DISPOSITIONS						
	1980	1981	1982	1983	1984	1985	1986	1980	1981	1982	1983	1984	1985	1986
<b>SOMERSET</b>														
Damages	44	36	46	20	23	22	15	56	47	43	37	26	34	29
Personal Injury	43	50	55	58	61	33	47	32	38	49	47	63	57	47
Contract	71	113	80	100	68	82	62	57	73	94	98	74	83	91
Divorce	78	93	83	41	46	55	51	82	100	81	67	35	37	74
Traf. Infr. Appeals	0	0	0	0	0	0	0	0	0	0	0	0	0	0
Habeas Corpus	6	4	0	0	2	0	0	10	4	1	0	1	0	0
Appeals/Dist. Ct.	0	0	0	9	8	8	11	5	1	0	6	6	10	8
Other	29	20	27	20	35	33	33	27	29	27	31	25	35	38
<b>TOTAL</b>	<b>271</b>	<b>316</b>	<b>291</b>	<b>248</b>	<b>243</b>	<b>233</b>	<b>219</b>	<b>269</b>	<b>292</b>	<b>295</b>	<b>286</b>	<b>230</b>	<b>256</b>	<b>287</b>
<b>WALDO</b>														
Damages	17	22	24	12	7	17	18	13	26	18	21	18	8	25
Personal Injury	16	18	22	21	29	28	18	22	19	21	19	16	22	26
Contract	39	24	28	25	36	18	13	40	29	44	21	25	32	23
Divorce	10	9	0	5	3	5	1	7	10	5	5	2	4	3
Traf. Infr. Appeals	0	0	0	0	0	0	0	0	0	0	0	0	0	0
Habeas Corpus	0	1	0	0	0	1	0	0	1	0	0	0	0	0
Appeals/Dist. Ct.	4	2	4	2	4	0	6	3	4	3	3	5	0	5
Other	44	41	18	20	29	30	43	53	52	44	43	17	29	45
<b>TOTAL</b>	<b>130</b>	<b>117</b>	<b>96</b>	<b>85</b>	<b>108</b>	<b>99</b>	<b>99</b>	<b>138</b>	<b>141</b>	<b>135</b>	<b>112</b>	<b>83</b>	<b>95</b>	<b>127</b>

\*-Includes cases filed and refiled.

-Types of cases are defined on Page 103 of this report.

**SUPERIOR COURT - CIVIL FILINGS AND DISPOSITIONS BY TYPE OF CASE\***

**TABLE SC-8  
(con't.)**

WASHINGTON	FILINGS							DISPOSITIONS						
	1980	1981	1982	1983	1984	1985	1986	1980	1981	1982	1983	1984	1985	1986
Damages	13	18	6	17	10	13	6	13	18	14	15	9	22	7
Personal Injury	24	22	22	32	39	36	31	25	31	12	23	25	35	32
Contract	45	30	35	18	25	27	18	48	49	30	28	24	34	24
Divorce	9	10	5	7	6	2	3	14	17	10	4	7	3	4
Traf.Infr.Appeals	0	0	0	0	0	0	0	0	2	0	0	0	0	0
Habeas Corpus	1	1	0	0	0	0	1	1	1	0	0	0	0	1
Appeals/Dist.Ct.	6	14	5	8	11	8	8	7	15	7	4	11	8	8
Other	80	72	49	39	42	28	33	65	83	54	42	49	59	40
<b>TOTAL</b>	<b>178</b>	<b>167</b>	<b>122</b>	<b>121</b>	<b>133</b>	<b>114</b>	<b>100</b>	<b>173</b>	<b>216</b>	<b>127</b>	<b>116</b>	<b>125</b>	<b>161</b>	<b>116</b>
<b>YORK</b>	<b>1980</b>	<b>1981</b>	<b>1982</b>	<b>1983</b>	<b>1984</b>	<b>1985</b>	<b>1986</b>	<b>1980</b>	<b>1981</b>	<b>1982</b>	<b>1983</b>	<b>1984</b>	<b>1985</b>	<b>1986</b>
Damages	99	109	120	155	82	73	98	90	85	94	119	111	87	88
Personal Injury	104	130	143	161	160	146	158	63	72	117	121	144	155	154
Contract	49	190	254	158	154	160	161	58	86	182	185	166	148	151
Divorce	42	48	31	26	24	22	28	47	46	40	28	27	21	28
Traf.Infr.Appeals	10	5	8	3	5	1	0	10	3	7	5	1	6	0
Habeas Corpus	4	2	0	2	1	1	0	5	3	0	0	2	2	0
Appeals/Dist.Ct.	36	56	35	35	40	41	27	35	49	39	38	37	39	35
Other	436	270	200	214	203	256	222	435	355	228	281	261	216	231
<b>TOTAL</b>	<b>780</b>	<b>810</b>	<b>791</b>	<b>754</b>	<b>669</b>	<b>700</b>	<b>694</b>	<b>743</b>	<b>699</b>	<b>707</b>	<b>777</b>	<b>749</b>	<b>674</b>	<b>687</b>

\*-Includes cases filed and refiled.

-Types of cases are defined on Page 103 of this report.

**SUPERIOR COURT -- CIVIL DISPOSITIONS BY TYPE OF DISPOSITION\***

**TABLE SC-9**

TYPE OF DISPOSITION	1983	1983	1984	1984	1985	1985	1986	1986
	# DISP.	% OF TOTAL	# DISP.	% OF TOTAL	# DISP.	% OF TOTAL	# DISP.	% OF TOTAL
<b>STATE TOTAL</b>								
DEFAULT JUDGMENT	203	3.3	146	2.5	156	2.6	145	2.4
RULE 41(a)	2826	45.4	2818	48.0	2973	49.9	3094	51.8
RULE 41(b)	785	12.6	704	12.0	446	7.5	194	3.2
DISMISSAL	207	3.3	244	4.2	417	7.0	465	7.8
SUMMARY JUDGMENT	349	5.6	293	5.0	250	4.2	217	3.6
FINAL ORDER	379	6.1	373	6.4	359	6.0	391	6.5
DIVORCE DECREE	303	4.9	274	4.7	259	4.4	293	4.9
APPEAL SUSTAINED	51	0.8	42	0.7	30	0.5	43	0.7
APPEAL DENIED	209	3.4	199	3.4	166	2.8	131	2.2
WRIT DENIED	1	0.0	1	0.0	1	0.0	0	0.0
WRIT GRANTED	1	0.0	2	0.0	1	0.0	2	0.0
COURT FINDING	120	1.9	126	2.1	119	2.0	121	2.0
JURY VERDICT	163	2.6	159	2.7	185	3.1	182	3.0
DIRECTED VERDICT	12	0.2	9	0.2	5	0.1	6	0.1
MULTIPLE JUDGMENTS	44	0.7	19	0.3	27	0.5	27	0.5
OTHER	574	9.2	462	7.9	559	9.4	663	11.1
<b>TOTAL</b>	<b>6227</b>	<b>100.0</b>	<b>5871</b>	<b>100.0</b>	<b>5953</b>	<b>100.0</b>	<b>5974</b>	<b>100.0</b>

\*-ALL PAGES FOR TABLE SC-9 DO NOT INCLUDE URESA CASES.

-Includes the disposition of cases filed and refiled.

-Percentages may not total 100.0 due to rounding.

-Types of dispositions are defined on Page 103 of this report.

## SUPERIOR COURT -- CIVIL DISPOSITIONS BY TYPE OF DISPOSITION\*

TABLE SC-9

TYPE OF DISPOSITION	1983	1983	1984	1984	1985	1985	1986	1986
	#	% OF	#	% OF	#	% OF	#	% OF
	DISP.	TOTAL	DISP.	TOTAL	DISP.	TOTAL	DISP.	TOTAL
<b>ANDROSCOGGIN</b>								
DEFAULT JUDGMENT	35	6.2	29	4.9	19	2.8	18	3.0
RULE 41(a)	292	51.8	320	54.1	327	48.4	377	62.1
RULE 41(b)	75	13.3	57	9.6	70	10.4	18	3.0
DISMISSAL	11	2.0	18	3.0	67	9.9	41	6.8
SUMMARY JUDGMENT	33	5.9	52	8.8	29	4.3	24	4.0
FINAL ORDER	1	0.2	0	0.0	0	0.0	0	0.0
DIVORCE DECREE	9	1.6	25	4.2	13	1.9	11	1.8
APPEAL SUSTAINED	2	0.4	2	0.3	0	0.0	3	0.5
APPEAL DENIED	8	1.4	10	1.7	11	1.6	4	0.7
WRIT DENIED	0	0.0	0	0.0	0	0.0	0	0.0
WRIT GRANTED	0	0.0	1	0.2	0	0.0	0	0.0
COURT FINDING	8	1.4	9	1.5	18	2.7	6	1.0
JURY VERDICT	15	2.7	10	1.7	25	3.7	16	2.6
DIRECTED VERDICT	0	0.0	1	0.2	0	0.0	0	0.0
MULTIPLE JUDGMENTS	2	0.4	1	0.2	4	0.6	3	0.5
OTHER	73	12.9	56	9.5	92	13.6	86	14.2
TOTAL	564	100.0	591	100.0	675	100.0	607	100.0
<b>AROOSTOOK</b>								
DEFAULT JUDGMENT	6	1.6	6	1.5	9	2.6	11	3.8
RULE 41(a)	187	49.7	205	52.3	213	62.6	139	48.1
RULE 41(b)	45	12.0	63	16.1	1	0.3	19	6.6
DISMISSAL	4	1.1	0	0.0	0	0.0	1	0.3
SUMMARY JUDGMENT	21	5.6	17	4.3	10	2.9	8	2.8
FINAL ORDER	53	14.1	44	11.2	59	17.4	57	19.7
DIVORCE DECREE	7	1.9	8	2.0	9	2.6	10	3.5
APPEAL SUSTAINED	0	0.0	0	0.0	2	0.6	2	0.7
APPEAL DENIED	3	0.8	4	1.0	5	1.5	3	1.0
WRIT DENIED	0	0.0	0	0.0	0	0.0	0	0.0
WRIT GRANTED	0	0.0	0	0.0	0	0.0	0	0.0
COURT FINDING	11	2.9	15	3.8	12	3.5	8	2.8
JURY VERDICT	19	5.1	16	4.1	14	4.1	7	2.4
DIRECTED VERDICT	2	0.5	0	0.0	0	0.0	0	0.0
MULTIPLE JUDGMENTS	3	0.8	3	0.8	0	0.0	2	0.7
OTHER	15	4.0	11	2.8	6	1.8	22	7.6
TOTAL	376	100.0	392	100.0	340	100.0	289	100.0

\*-Includes the disposition of cases filed and refilled.

-Percentages may not total 100.0 due to rounding.

-Types of dispositions are defined on Page 103 of this report.

**SUPERIOR COURT -- CIVIL DISPOSITIONS BY TYPE OF DISPOSITION\***

TABLE SC-9

TYPE OF DISPOSITION	1983	1983	1984	1984	1985	1985	1986	1986
	#	% OF	#	% OF	#	% OF	#	% OF
	DISP.	TOTAL	DISP.	TOTAL	DISP.	TOTAL	DISP.	TOTAL
<b>CUMBERLAND</b>								
DEFAULT JUDGMENT	53	3.2	34	2.2	39	2.5	45	3.1
RULE 41(a)	681	41.7	706	46.4	843	55.0	780	53.0
RULE 41(b)	214	13.1	202	13.3	75	4.9	13	0.9
DISMISSAL	85	5.2	65	4.3	137	8.9	145	9.9
SUMMARY JUDGMENT	72	4.4	54	3.6	44	2.9	40	2.7
FINAL ORDER	85	5.2	101	6.6	66	4.3	55	3.7
DIVORCE DECREE	123	7.5	120	7.9	122	8.0	115	7.8
APPEAL SUSTAINED	29	1.8	21	1.4	11	0.7	11	0.7
APPEAL DENIED	71	4.3	72	4.7	45	2.9	32	2.2
WRIT DENIED	0	0.0	0	0.0	0	0.0	0	0.0
WRIT GRANTED	1	0.1	0	0.0	0	0.0	0	0.0
COURT FINDING	9	0.6	5	0.3	24	1.6	21	1.4
JURY VERDICT	40	2.4	36	2.4	32	2.1	48	3.3
DIRECTED VERDICT	0	0.0	1	0.1	1	0.1	0	0.0
MULTIPLE JUDGMENTS	5	0.3	7	0.5	4	0.3	5	0.3
OTHER	165	10.1	97	6.4	89	5.8	161	10.9
<b>TOTAL</b>	<b>1633</b>	<b>100.0</b>	<b>1521</b>	<b>100.0</b>	<b>1532</b>	<b>100.0</b>	<b>1471</b>	<b>100.0</b>
<b>FRANKLIN</b>								
DEFAULT JUDGMENT	4	2.5	2	1.9	3	2.4	2	2.0
RULE 41(a)	63	39.9	56	52.8	44	35.5	52	51.0
RULE 41(b)	17	10.8	5	4.7	20	16.1	0	0.0
DISMISSAL	6	3.8	2	1.9	5	4.0	1	1.0
SUMMARY JUDGMENT	16	10.1	7	6.6	6	4.8	8	7.8
FINAL ORDER	0	0.0	1	0.9	2	1.6	3	2.9
DIVORCE DECREE	10	6.3	8	7.5	12	9.7	6	5.9
APPEAL SUSTAINED	5	3.2	2	1.9	2	1.6	3	2.9
APPEAL DENIED	10	6.3	4	3.8	4	3.2	5	4.9
WRIT DENIED	0	0.0	1	0.9	0	0.0	0	0.0
WRIT GRANTED	0	0.0	0	0.0	0	0.0	0	0.0
COURT FINDING	3	1.9	3	2.8	6	4.8	3	2.9
JURY VERDICT	4	2.5	3	2.8	8	6.5	4	3.9
DIRECTED VERDICT	0	0.0	0	0.0	0	0.0	0	0.0
MULTIPLE JUDGMENTS	4	2.5	0	0.0	0	0.0	4	3.9
OTHER	16	10.1	12	11.3	12	9.7	11	10.8
<b>TOTAL</b>	<b>158</b>	<b>100.0</b>	<b>106</b>	<b>100.0</b>	<b>124</b>	<b>100.0</b>	<b>102</b>	<b>100.0</b>

\*-Includes the disposition of cases filed and refiled.

-Percentages may not total 100.0 due to rounding.

-Types of dispositions are defined on Page 103 of this report.

## SUPERIOR COURT -- CIVIL DISPOSITIONS BY TYPE OF DISPOSITION\*

TABLE SC-9

TYPE OF DISPOSITION	1983	1983	1984	1984	1985	1985	1986	####
	#	% OF	#	% OF	#	% OF	#	% OF
	DISP.	TOTAL	DISP.	TOTAL	DISP.	TOTAL	DISP.	TOTAL
<b>HANCOCK</b>								
DEFAULT JUDGMENT	4	1.7	3	1.4	6	3.2	6	2.9
RULE 41(a)	96	41.7	79	37.3	87	46.8	107	51.0
RULE 41(b)	34	14.8	34	16.0	11	5.9	8	3.8
DISMISSAL	8	3.5	5	2.4	12	6.5	15	7.1
SUMMARY JUDGMENT	14	6.1	7	3.3	7	3.8	4	1.9
FINAL ORDER	3	1.3	0	0.0	1	0.5	2	1.0
DIVORCE DECREE	12	5.2	13	6.1	10	5.4	6	2.9
APPEAL SUSTAINED	4	1.7	3	1.4	2	1.1	6	2.9
APPEAL DENIED	7	3.0	9	4.2	10	5.4	7	3.3
WRIT DENIED	0	0.0	0	0.0	0	0.0	0	0.0
WRIT GRANTED	0	0.0	0	0.0	0	0.0	0	0.0
COURT FINDING	7	3.0	10	4.7	5	2.7	10	4.8
JURY VERDICT	5	2.2	8	3.8	8	4.3	9	4.3
DIRECTED VERDICT	2	0.9	1	0.5	0	0.0	2	1.0
MULTIPLE JUDGMENTS	0	0.0	1	0.5	0	0.0	1	0.5
OTHER	34	14.8	39	18.4	27	14.5	27	12.9
TOTAL	230	100.0	212	100.0	186	100.0	210	100.0
<b>KENNEBEC</b>								
DEFAULT JUDGMENT	19	2.8	14	2.2	16	2.4	15	2.2
RULE 41(a)	269	39.9	279	43.2	339	50.0	286	41.7
RULE 41(b)	81	12.0	82	12.7	13	1.9	17	2.5
DISMISSAL	20	3.0	37	5.7	50	7.4	76	11.1
SUMMARY JUDGMENT	49	7.3	23	3.6	21	3.1	28	4.1
FINAL ORDER	93	13.8	82	12.7	95	14.0	100	14.6
DIVORCE DECREE	23	3.4	12	1.9	8	1.2	17	2.5
APPEAL SUSTAINED	7	1.0	7	1.1	5	0.7	8	1.2
APPEAL DENIED	29	4.3	33	5.1	30	4.4	32	4.7
WRIT DENIED	0	0.0	0	0.0	0	0.0	0	0.0
WRIT GRANTED	0	0.0	0	0.0	0	0.0	0	0.0
COURT FINDING	20	3.0	4	0.6	10	1.5	16	2.3
JURY VERDICT	12	1.8	19	2.9	17	2.5	29	4.2
DIRECTED VERDICT	0	0.0	3	0.5	0	0.0	1	0.1
MULTIPLE JUDGMENTS	18	2.7	2	0.3	8	1.2	8	1.2
OTHER	35	5.2	49	7.6	66	9.7	53	7.7
TOTAL	675	100.0	646	100.0	678	100.0	686	100.0

\*-Includes the disposition of cases filed and refiled.

-Percentages may not total 100.0 due to rounding.

-Types of dispositions are defined on Page 103 of this report.



## SUPERIOR COURT -- CIVIL DISPOSITIONS BY TYPE OF DISPOSITION\*

TABLE SC-9

TYPE OF DISPOSITION	1983	1983	1984	1984	1985	1985	1986	1986
	# DISP.	% OF TOTAL	# DISP.	% OF TOTAL	# DISP.	% OF TOTAL	# DISP.	% OF TOTAL
<b>KNOX</b>								
DEFAULT JUDGMENT	2	1.1	5	3.1	3	1.8	2	1.2
RULE 41(a)	78	44.3	71	43.8	65	39.2	63	38.4
RULE 41(b)	19	10.8	14	8.6	22	13.3	2	1.2
DISMISSAL	13	7.4	8	4.9	16	9.6	7	4.3
SUMMARY JUDGMENT	4	2.3	6	3.7	1	0.6	10	6.1
FINAL ORDER	1	0.6	0	0.0	2	1.2	1	0.6
DIVORCE DECREE	5	2.8	6	3.7	6	3.6	10	6.1
APPEAL SUSTAINED	0	0.0	1	0.6	2	1.2	4	2.4
APPEAL DENIED	5	2.8	9	5.6	8	4.8	7	4.3
WRIT DENIED	0	0.0	0	0.0	0	0.0	0	0.0
WRIT GRANTED	0	0.0	0	0.0	0	0.0	0	0.0
COURT FINDING	6	3.4	2	1.2	5	3.0	7	4.3
JURY VERDICT	5	2.8	11	6.8	5	3.0	6	3.7
DIRECTED VERDICT	0	0.0	1	0.6	0	0.0	0	0.0
MULTIPLE JUDGMENTS	5	2.8	2	1.2	1	0.6	0	0.0
OTHER	33	18.8	26	16.0	30	18.1	45	27.4
TOTAL	176	100.0	162	100.0	166	100.0	164	100.0
<b>LINCOLN</b>								
DEFAULT JUDGMENT	4	2.4	0	0.0	5	4.1	5	2.7
RULE 41(a)	91	54.5	80	62.5	61	49.6	98	53.8
RULE 41(b)	8	4.8	12	9.4	3	2.4	10	5.5
DISMISSAL	9	5.4	5	3.9	4	3.3	12	6.6
SUMMARY JUDGMENT	27	16.2	14	10.9	10	8.1	6	3.3
FINAL ORDER	1	0.6	0	0.0	8	6.5	16	8.8
DIVORCE DECREE	4	2.4	2	1.6	4	3.3	4	2.2
APPEAL SUSTAINED	1	0.6	0	0.0	0	0.0	0	0.0
APPEAL DENIED	8	4.8	4	3.1	2	1.6	3	1.6
WRIT DENIED	0	0.0	0	0.0	0	0.0	0	0.0
WRIT GRANTED	0	0.0	0	0.0	0	0.0	0	0.0
COURT FINDING	4	2.4	4	3.1	5	4.1	1	0.5
JURY VERDICT	8	4.8	4	3.1	5	4.1	12	6.6
DIRECTED VERDICT	0	0.0	0	0.0	0	0.0	0	0.0
MULTIPLE JUDGMENTS	1	0.6	1	0.8	1	0.8	2	1.1
OTHER	1	0.6	2	1.6	15	12.2	13	7.1
TOTAL	167	100.0	128	100.0	123	100.0	182	100.0

\*-Includes the disposition of cases filed and refiled.

-Percentages may not total 100.0 due to rounding.

-Types of dispositions are defined on Page 103 of this report.

**SUPERIOR COURT -- CIVIL DISPOSITIONS BY TYPE OF DISPOSITION\***

**TABLE SC-9**

TYPE OF DISPOSITION	1983	1983	1984	1984	1985	1985	1986	1986
	#	% OF	#	% OF	#	% OF	#	% OF
	DISP.	TOTAL	DISP.	TOTAL	DISP.	TOTAL	DISP.	TOTAL
<b>OXFORD</b>								
DEFAULT JUDGMENT	3	1.7	3	1.9	2	0.9	7	3.4
RULE 41(a)	81	45.0	87	55.4	102	47.7	85	41.3
RULE 41(b)	17	9.4	9	5.7	26	12.1	5	2.4
DISMISSAL	5	2.8	7	4.5	14	6.5	22	10.7
SUMMARY JUDGMENT	11	6.1	11	7.0	11	5.1	12	5.8
FINAL ORDER	30	16.7	14	8.9	23	10.7	38	18.4
DIVORCE DECREE	10	5.6	10	6.4	5	2.3	12	5.8
APPEAL SUSTAINED	0	0.0	0	0.0	1	0.5	1	0.5
APPEAL DENIED	4	2.2	5	3.2	6	2.8	5	2.4
WRIT DENIED	0	0.0	0	0.0	0	0.0	0	0.0
WRIT GRANTED	0	0.0	0	0.0	0	0.0	0	0.0
COURT FINDING	2	1.1	1	0.6	4	1.9	2	1.0
JURY VERDICT	7	3.9	6	3.8	9	4.2	6	2.9
DIRECTED VERDICT	1	0.6	0	0.0	0	0.0	0	0.0
MULTIPLE JUDGMENTS	0	0.0	0	0.0	1	0.5	0	0.0
OTHER	9	5.0	4	2.5	10	4.7	11	5.3
<b>TOTAL</b>	<b>180</b>	<b>100.0</b>	<b>157</b>	<b>100.0</b>	<b>214</b>	<b>100.0</b>	<b>206</b>	<b>100.0</b>
<b>PENOBSCOT</b>								
DEFAULT JUDGMENT	21	3.4	16	2.6	13	2.4	5	0.8
RULE 41(a)	357	57.7	321	51.9	269	49.3	378	63.6
RULE 41(b)	72	11.6	83	13.4	64	11.7	20	3.4
DISMISSAL	16	2.6	22	3.6	25	4.6	40	6.7
SUMMARY JUDGMENT	21	3.4	31	5.0	20	3.7	17	2.9
FINAL ORDER	5	0.8	18	2.9	13	2.4	16	2.7
DIVORCE DECREE	18	2.9	15	2.4	16	2.9	15	2.5
APPEAL SUSTAINED	1	0.2	3	0.5	1	0.2	0	0.0
APPEAL DENIED	15	2.4	26	4.2	10	1.8	10	1.7
WRIT DENIED	0	0.0	0	0.0	1	0.2	0	0.0
WRIT GRANTED	0	0.0	1	0.2	0	0.0	1	0.2
COURT FINDING	20	3.2	18	2.9	11	2.0	15	2.5
JURY VERDICT	10	1.6	11	1.8	16	2.9	14	2.4
DIRECTED VERDICT	3	0.5	1	0.2	3	0.5	0	0.0
MULTIPLE JUDGMENTS	1	0.2	1	0.2	4	0.7	0	0.0
OTHER	59	9.5	52	8.4	80	14.7	63	10.6
<b>TOTAL</b>	<b>619</b>	<b>100.0</b>	<b>619</b>	<b>100.0</b>	<b>546</b>	<b>100.0</b>	<b>594</b>	<b>100.0</b>

\*-Includes the disposition of cases filed and refilled.

-Percentages may not total 100.0 due to rounding.

-Types of dispositions are defined on Page 103 of this report.

**SUPERIOR COURT -- CIVIL DISPOSITIONS BY TYPE OF DISPOSITION\***

TABLE SC-9

TYPE OF DISPOSITION	1983	1983	1984	1984	1985	1985	1986	1986
	#	% OF	#	% OF	#	% OF	#	% OF
	DISP.	TOTAL	DISP.	TOTAL	DISP.	TOTAL	DISP.	TOTAL
<b>PISCATAQUIS</b>								
DEFAULT JUDGMENT	1	3.6	0	0.0	0	0.0	2	4.7
RULE 41(a)	10	35.7	24	58.5	20	48.8	20	46.5
RULE 41(b)	1	3.6	3	7.3	3	7.3	6	14.0
DISMISSAL	0	0.0	2	4.9	3	7.3	1	2.3
SUMMARY JUDGMENT	1	3.6	3	7.3	7	17.1	2	4.7
FINAL ORDER	0	0.0	1	2.4	2	4.9	1	2.3
DIVORCE DECREE	0	0.0	3	7.3	0	0.0	3	7.0
APPEAL SUSTAINED	1	3.6	0	0.0	0	0.0	3	7.0
APPEAL DENIED	3	10.7	0	0.0	1	2.4	1	2.3
WRIT DENIED	1	3.6	0	0.0	0	0.0	0	0.0
WRIT GRANTED	0	0.0	0	0.0	0	0.0	0	0.0
COURT FINDING	2	7.1	1	2.4	0	0.0	1	2.3
JURY VERDICT	0	0.0	0	0.0	2	4.9	2	4.7
DIRECTED VERDICT	0	0.0	0	0.0	0	0.0	0	0.0
MULTIPLE JUDGMENTS	0	0.0	0	0.0	0	0.0	0	0.0
OTHER	8	28.6	4	9.8	3	7.3	1	2.3
<b>TOTAL</b>	<b>28</b>	<b>100.0</b>	<b>41</b>	<b>100.0</b>	<b>41</b>	<b>100.0</b>	<b>43</b>	<b>100.0</b>
<b>SAGADAHOC</b>								
DEFAULT JUDGMENT	3	2.3	3	2.8	10	7.2	3	1.5
RULE 41(a)	67	51.5	51	46.8	65	46.8	110	54.2
RULE 41(b)	10	7.7	14	12.8	18	12.9	8	3.9
DISMISSAL	2	1.5	3	2.8	9	6.5	7	3.4
SUMMARY JUDGMENT	4	3.1	8	7.3	7	5.0	7	3.4
FINAL ORDER	7	5.4	3	2.8	6	4.3	5	2.5
DIVORCE DECREE	6	4.6	3	2.8	2	1.4	5	2.5
APPEAL SUSTAINED	1	0.8	0	0.0	0	0.0	0	0.0
APPEAL DENIED	7	5.4	3	2.8	4	2.9	0	0.0
WRIT DENIED	0	0.0	0	0.0	0	0.0	0	0.0
WRIT GRANTED	0	0.0	0	0.0	0	0.0	0	0.0
COURT FINDING	5	3.8	5	4.6	1	0.7	4	2.0
JURY VERDICT	7	5.4	4	3.7	8	5.8	0	0.0
DIRECTED VERDICT	0	0.0	1	0.9	0	0.0	0	0.0
MULTIPLE JUDGMENTS	0	0.0	0	0.0	0	0.0	0	0.0
OTHER	11	8.5	11	10.1	9	6.5	54	26.6
<b>TOTAL</b>	<b>130</b>	<b>100.0</b>	<b>109</b>	<b>100.0</b>	<b>139</b>	<b>100.0</b>	<b>203</b>	<b>100.0</b>

\*-Includes the disposition of cases filed and refiled.  
 -Percentages may not total 100.0 due to rounding.  
 -Types of dispositions are defined on Page 103 of this report.

**SUPERIOR COURT -- CIVIL DISPOSITIONS BY TYPE OF DISPOSITION\***

**TABLE SC-9**

TYPE OF DISPOSITION	1983	1983	1984	1984	1985	1985	1986	1986
	# DISP.	% OF TOTAL	# DISP.	% OF TOTAL	# DISP.	% OF TOTAL	# DISP.	% OF TOTAL
<b>SOMERSET</b>								
DEFAULT JUDGMENT	10	3.5	8	3.5	5	2.0	3	1.0
RULE 41(a)	114	39.9	107	46.5	109	42.6	119	41.5
RULE 41(b)	13	4.5	1	0.4	16	6.3	17	5.9
DISMISSAL	5	1.7	14	6.1	24	9.4	12	4.2
SUMMARY JUDGMENT	16	5.6	7	3.0	17	6.6	10	3.5
FINAL ORDER	39	13.6	47	20.4	33	12.9	46	16.0
DIVORCE DECREE	52	18.2	26	11.3	33	12.9	57	19.9
APPEAL SUSTAINED	0	0.0	1	0.4	1	0.4	0	0.0
APPEAL DENIED	10	3.5	2	0.9	4	1.6	3	1.0
WRIT DENIED	0	0.0	0	0.0	0	0.0	0	0.0
WRIT GRANTED	0	0.0	0	0.0	0	0.0	0	0.0
COURT FINDING	7	2.4	9	3.9	3	1.2	5	1.7
JURY VERDICT	13	4.5	5	2.2	7	2.7	1	0.3
DIRECTED VERDICT	1	0.3	0	0.0	0	0.0	0	0.0
MULTIPLE JUDGMENTS	3	1.0	0	0.0	0	0.0	0	0.0
OTHER	3	1.0	3	1.3	4	1.6	14	4.9
<b>TOTAL</b>	<b>286</b>	<b>100.0</b>	<b>230</b>	<b>100.0</b>	<b>256</b>	<b>100.0</b>	<b>287</b>	<b>100.0</b>
<b>WALDO</b>								
DEFAULT JUDGMENT	4	3.6	4	4.8	4	4.2	3	2.4
RULE 41(a)	47	42.0	40	48.2	50	52.6	67	52.8
RULE 41(b)	17	15.2	6	7.2	9	9.5	0	0.0
DISMISSAL	7	6.3	2	2.4	3	3.2	11	8.7
SUMMARY JUDGMENT	6	5.4	4	4.8	8	8.4	7	5.5
FINAL ORDER	5	4.5	7	8.4	5	5.3	14	11.0
DIVORCE DECREE	3	2.7	1	1.2	3	3.2	2	1.6
APPEAL SUSTAINED	0	0.0	0	0.0	0	0.0	0	0.0
APPEAL DENIED	2	1.8	3	3.6	0	0.0	3	2.4
WRIT DENIED	0	0.0	0	0.0	0	0.0	0	0.0
WRIT GRANTED	0	0.0	0	0.0	0	0.0	0	0.0
COURT FINDING	4	3.6	8	9.6	3	3.2	3	2.4
JURY VERDICT	6	5.4	4	4.8	2	2.1	8	6.3
DIRECTED VERDICT	1	0.9	0	0.0	0	0.0	3	2.4
MULTIPLE JUDGMENTS	0	0.0	0	0.0	2	2.1	1	0.8
OTHER	10	8.9	4	4.8	6	6.3	5	3.9
<b>TOTAL</b>	<b>112</b>	<b>100.0</b>	<b>83</b>	<b>100.0</b>	<b>95</b>	<b>100.0</b>	<b>127</b>	<b>100.0</b>

\*-Includes the disposition of cases filed and refiled.

-Percentages may not total 100.0 due to rounding.

-Types of dispositions are defined on Page 103 of this report.

**SUPERIOR COURT -- CIVIL DISPOSITIONS BY TYPE OF DISPOSITION\***

**TABLE SC-9**

TYPE OF DISPOSITION	1983	1983	1984	1984	1985	1985	1986	1986
	#	% OF	#	% OF	#	% OF	#	% OF
	DISP.	TOTAL	DISP.	TOTAL	DISP.	TOTAL	DISP.	TOTAL
<b>WASHINGTON</b>								
DEFAULT JUDGMENT	3	2.6	3	2.4	2	1.2	1	0.9
RULE 41(a)	48	41.4	46	36.8	70	43.5	67	57.8
RULE 41(b)	26	22.4	19	15.2	33	20.5	1	0.9
DISMISSAL	6	5.2	15	12.0	12	7.5	10	8.6
SUMMARY JUDGMENT	5	4.3	18	14.4	17	10.6	13	11.2
FINAL ORDER	9	7.8	2	1.6	2	1.2	4	3.4
DIVORCE DECREE	1	0.9	2	1.6	2	1.2	2	1.7
APPEAL SUSTAINED	0	0.0	0	0.0	3	1.9	1	0.9
APPEAL DENIED	1	0.9	3	2.4	9	5.6	3	2.6
WRIT DENIED	0	0.0	0	0.0	0	0.0	0	0.0
WRIT GRANTED	0	0.0	0	0.0	0	0.0	1	0.9
COURT FINDING	3	2.6	5	4.0	2	1.2	1	0.9
JURY VERDICT	2	1.7	1	0.8	4	2.5	4	3.4
DIRECTED VERDICT	1	0.9	0	0.0	0	0.0	0	0.0
MULTIPLE JUDGMENTS	2	1.7	0	0.0	1	0.6	0	0.0
OTHER	9	7.8	11	8.8	4	2.5	8	6.9
<b>TOTAL</b>	<b>116</b>	<b>100.0</b>	<b>125</b>	<b>100.0</b>	<b>161</b>	<b>100.0</b>	<b>116</b>	<b>100.0</b>
<b>YORK</b>								
DEFAULT JUDGMENT	31	4.0	16	2.1	20	3.0	17	2.5
RULE 41(a)	345	44.4	346	46.2	307	45.5	346	50.4
RULE 41(b)	136	17.5	100	13.4	62	9.2	50	7.3
DISMISSAL	10	1.3	39	5.2	36	5.3	64	9.3
SUMMARY JUDGMENT	49	6.3	31	4.1	35	5.2	21	3.1
FINAL ORDER	47	6.0	53	7.1	42	6.2	33	4.8
DIVORCE DECREE	20	2.6	20	2.7	14	2.1	18	2.6
APPEAL SUSTAINED	0	0.0	2	0.3	0	0.0	1	0.1
APPEAL DENIED	26	3.3	12	1.6	17	2.5	13	1.9
WRIT DENIED	0	0.0	0	0.0	0	0.0	0	0.0
WRIT GRANTED	0	0.0	0	0.0	1	0.1	0	0.0
COURT FINDING	9	1.2	27	3.6	10	1.5	18	2.6
JURY VERDICT	10	1.3	21	2.8	23	3.4	16	2.3
DIRECTED VERDICT	1	0.1	0	0.0	1	0.1	0	0.0
MULTIPLE JUDGMENTS	0	0.0	1	0.1	1	0.1	1	0.1
OTHER	93	12.0	81	10.8	105	15.6	89	13.0
<b>TOTAL</b>	<b>777</b>	<b>100.0</b>	<b>749</b>	<b>100.0</b>	<b>674</b>	<b>100.0</b>	<b>687</b>	<b>100.0</b>

\*-Includes the disposition of cases filed and refiled.

-Percentages may not total 100.0 due to rounding.

-Types of dispositions are defined on Page 103 of this report.

SUPERIOR COURT -- CIVIL JURY TRIALS\*

TABLE SC-10

	1980	1980	1981	1981	1982	1982	1983	1983	1984	1984	1985	1985	1986	1986
	No. of	No. of	No. of	No. of	No. of	No. of	No. of	No. of	No. of	No. of	No. of	No. of	No. of	No. of
	Trials	Days	Trials	Days	Trials	Days	Trials	Days	Trials	Days	Trials	Days	Trials	Days
ANDROSCOGGIN	11	16.0	16	33.0	26	65.5	17	32.0	13	40.0	29	76.0	19	58.0
AROOSTOOK	9	23.0	6	17.5	18	44.0	25	53.0	21	35.5	16	27.5	8	27.0
CUMBERLAND	33	91.0	34	79.0	32	120.5	50	154.0	41	124.5	42	103.5	55	134.5
FRANKLIN	2	4.0	7	15.5	8	10.5	4	14.0	4	9.0	8	18.5	5	13.0
HANCOCK	6	10.5	6	13.5	6	13.5	7	12.0	11	19.0	8	17.5	12	25.0
KENNEBEC	15	26.0	18	67.5	22	52.0	13	49.0	21	54.0	19	46.0	32	84.0
KNOX	8	13.5	8	34.0	7	21.5	8	27.0	13	30.0	6	13.0	7	17.0
LINCOLN	4	8.0	4	12.5	4	11.0	8	34.0	5	15.0	5	21.5	17	40.5
OXFORD	4	11.0	1	1.5	5	9.0	8	15.5	6	9.5	8	21.5	9	19.0
PENOBSCOT	15	30.5	20	34.5	20	39.5	19	33.0	13	25.5	22	45.5	16	54.0
PISCATAQUIS	0	0.0	0	0.0	2	5.0	0	0.0	0	0.0	3	9.0	2	6.0
SAGADAHOC	8	15.0	6	15.0	5	21.5	7	21.5	5	8.5	8	19.0	0	0.0
SOMERSET	10	13.5	8	12.5	11	25.0	14	34.5	6	13.0	9	23.5	2	3.0
WALDO	3	8.5	5	9.5	4	8.0	8	18.0	4	8.0	2	7.0	13	22.0
WASHINGTON	9	17.0	8	14.5	4	8.0	2	2.0	3	2.5	6	11.5	6	13.5
YORK	19	47.0	26	64.5	27	60.0	15	34.5	27	64.0	27	57.0	18	59.5
STATE TOTAL	156	334.5	173	424.5	201	514.5	205	534.0	193	458.0	218	517.5	221	576.0

\*-Includes cases filed and refiled.

-Prior to 1984, there were some discrepancies in calculating the number of jury trial days which may have affected the accuracy of these figures. The problem occurred when cases scheduled for trial underwent multiple voir dire (the justice conducted voir dire for several cases on one day, instead of limiting it to the one case facing imminent trial). Since the clerks were instructed to calculate trial days by rounding to the nearest .5 day, each of four cases voir dired on one day, for example, would have .5 days added to their total trial time, resulting in a total of 2 trial days being reported for only 1 day of trial activity.

SUPERIOR COURT -- CIVIL NON-JURY TRIALS\*

TABLE SC-11

	1980	1980	1981	1981	1982	1982	1983	1983	1984	1984	1985	1985	1986	1986
	No. of	No. of	No. of	No. of	No. of	No. of	No. of	No. of	No. of	No. of	No. of	No. of	No. of	No. of
	Trials	Days	Trials	Days	Trials	Days	Trials	Days	Trials	Days	Trials	Days	Trials	Days
ANDROSCOGGIN	30	25.5	22	15.0	10	6.5	8	6.0	12	20.5	18	19.0	7	4.5
AROOSTOOK	1	1.0	8	7.0	10	6.5	15	10.5	20	13.0	18	11.5	19	13.0
CUMBERLAND	31	29.0	31	39.5	24	25.5	38	50.0	21	25.0	45	54.0	37	43.0
FRANKLIN	10	6.5	8	9.5	3	2.0	4	2.5	5	3.0	7	9.5	6	8.5
HANCOCK	19	17.5	7	6.0	3	3.0	12	10.0	16	19.0	5	11.0	12	13.5
KENNEBEC	27	26.0	29	31.0	16	26.0	28	26.5	5	6.0	16	30.0	29	22.5
KNOX	26	15.5	25	16.5	18	12.0	12	16.0	6	5.5	10	17.5	13	17.5
LINCOLN	7	5.0	8	8.0	10	5.5	6	4.0	4	3.0	6	6.0	5	8.5
OXFORD	4	2.5	4	3.0	9	5.5	5	6.0	2	1.0	6	5.0	3	2.0
PENOBSCOT	32	26.0	42	41.0	29	24.5	31	24.5	24	19.5	13	11.5	23	17.0
PISCATAQUIS	6	3.5	0	0.0	3	1.5	2	1.0	1	1.0	0	0.0	1	.5
SAGadahoc	3	1.5	6	5.5	9	8.5	8	7.5	7	4.0	3	2.0	9	11.0
SOMERSET	28	17.5	13	7.0	5	5.5	9	9.5	10	10.5	5	5.5	7	6.5
WALDO	4	4.0	7	5.5	7	4.0	4	3.0	8	8.5	4	7.5	4	3.0
WASHINGTON	7	5.0	15	11.5	11	6.0	7	7.5	6	3.0	4	4.0	4	4.0
YORK	51	47.5	33	27.0	26	26.0	12	8.5	32	30.5	11	10.0	27	24.0
STATE TOTAL	286	233.5	258	233.0	193	168.5	201	193.0	179	173.0	171	204.0	206	199.0

\*-Includes cases filed and refilled.

-In the years prior to 1984, the statistical definition of non-jury trials may have been interpreted differently throughout the state. It is not known whether this discrepancy has significantly skewed the number of trials reported.

- 96 -

SUPERIOR COURT -- AGE OF CIVIL PENDING CASELOAD - 1986

TABLE SC-12

NUMBER OF CASES FROM FILING OR REFILING TO 12/31/86

Age of Case	0-90 Days	91-180 Days	181-270 Days	271 Days to 1 Yr.	1 Yr.- 2 Yrs.	2 Yrs.- 3 Yrs.	3 Yrs.- 5 Yrs.	5 Yrs.- & Up	Total No. of Cases	Average No. of Days
ANDROSCOGGIN	81	104	100	69	198	112	50	18	732	524
AROOSTOOK	72	56	31	51	128	58	43	10	449	524
CUMBERLAND	289	264	220	169	460	217	143	62	1824	507
FRANKLIN	17	18	17	15	29	11	11	6	124	531
HANCOCK	47	42	29	26	85	42	34	11	316	580
KENNEBEC	97	100	71	63	137	68	50	19	605	490
KNOX	34	25	22	10	42	10	11	2	156	418
LINCOLN	39	40	18	17	39	17	9	7	186	433
OXFORD	29	27	43	20	64	18	21	6	228	504
PENOBSCOT	122	71	84	79	269	113	94	32	864	594
PISCATAQUIS	2	2	5	3	11	5	6	2	36	733
SAGADAHOC	24	30	20	17	32	18	17	4	162	496
SOMERSET	46	39	25	17	40	42	15	5	229	463
WALDO	14	20	11	11	34	18	9	1	118	502
WASHINGTON	19	20	16	11	49	19	20	7	161	598
YORK	164	147	115	107	280	147	113	31	1104	532
STATE TOTAL	1096	1005	827	685	1897	915	646	223	7294	524



**SUPERIOR COURT -- AVERAGE TIME TO CIVIL JURY TRIAL\***  
**AVERAGE NUMBER OF DAYS FROM FILING OR REFILING TO JURY TRIAL**

TABLE SC-13

	1980	1980	1981	1981	1982	1982	1983	1983	1984	1984	1985	1985	1986	1986
	No. of	Avg.	No. of	Avg.	No. of	Avg.	No. of	Avg.	No. of	Avg.	No. of	Avg.	No. of	Avg.
	Jury	Days/	Jury	Days/	Jury	Days/	Jury	Days/	Jury	Days/	Jury	Days/	Jury	Days/
	Trials	Trial	Trials	Trial	Trials	Trial	Trials	Trial	Trials	Trial	Trials	Trial	Trials	Trial
ANDROSCOGGIN	11	973	16	1089	26	1156	17	1034	13	1138	29	1222	19	1067
AROOSTOOK	9	707	6	1138	18	714	25	909	21	639	16	820	8	1498
CUMBERLAND	33	871	34	927	32	1249	50	1179	41	1222	42	1056	55	891
FRANKLIN	2	785	7	989	8	737	4	1187	4	1024	8	922	5	991
HANCOCK	6	495	6	809	6	1495	7	977	11	885	8	1096	12	760
KENNEBEC	15	803	18	1025	22	973	13	873	21	1045	19	1159	32	756
KNOX	8	945	8	1343	7	1215	8	1196	13	773	6	620	7	689
LINCOLN	4	501	4	585	4	767	8	508	5	534	5	1095	17	254
OXFORD	4	1144	1	459	5	958	8	591	6	679	8	899	9	914
PENOBSCOT	15	619	20	726	20	783	19	773	13	855	22	1037	16	1146
PISCATAQUIS	0	-	0	-	2	871	0	-	0	-	3	1134	2	1027
SAGADAHOC	8	424	6	416	5	671	7	943	5	665	8	672	0	-
SOMERSET	10	654	8	813	11	571	14	821	6	478	9	577	2	752
WALDO	3	771	5	927	4	890	8	1180	4	822	2	1437	13	702
WASHINGTON	9	827	8	816	4	457	2	613	3	540	6	1304	6	995
YORK	19	737	26	815	27	820	15	730	27	826	27	819	18	1076
STATE TOTAL	156	766	173	898	201	946	205	951	193	909	218	996	221	874

\*Includes the disposition of cases filed and refiled.

**SUPERIOR COURT - AVERAGE TIME TO CIVIL DISPOSITION\***  
**AVERAGE NUMBER OF DAYS FROM FILING OR REFILING TO DISPOSITION**

TABLE SC-14

COURT	1980	1981	1982	1983	1984	1985	1986
ANDROSCOGGIN	510	541	619	587	603	655	561
AROOSTOOK	581	574	504	550	618	510	582
CUMBERLAND	517	497	571	602	574	559	542
FRANKLIN	269	610	561	519	425	561	534
HANCOCK	452	567	549	595	688	581	623
KENNEBEC	572	573	572	540	541	491	423
KNOX	551	606	516	525	461	502	459
LINCOLN	405	454	491	375	494	529	479
OXFORD	552	464	573	468	493	541	463
PENOBSCOT	490	443	615	550	533	605	549
PISCATAQUIS	432	519	488	435	543	495	667
SAGADAHOC	487	499	536	580	601	612	572
SOMERSET	513	390	426	462	403	470	453
WALDO	495	581	583	635	481	619	439
WASHINGTON	493	524	417	626	546	753	564
YORK	527	499	436	562	570	536	583
STATE TOTAL	515	515	547	560	558	562	529

\*-Includes the disposition of cases filed and refiled.

**SUPERIOR COURT -- ACTUAL TIME TO CIVIL DISPOSITION\* - 1986  
NUMBER OF CASES FROM FILING OR REILING TO PRE-TRIAL MEMO**

TABLE SC-15

	0-90 Days	91-180 Days	181-270 Days	271 Days-1 Yr.	1 Year-Up	Avg.# Days
ANDROSCOGGIN	53	28	31	29	48	298
AROOSTOOK	7	12	9	5	25	473
CUMBERLAND	24	32	26	22	96	443
FRANKLIN	4	5	2	4	13	469
HANCOCK	11	11	11	4	31	414
KENNEBEC	89	32	17	11	35	220
KNOX	6	9	9	8	7	331
LINCOLN	6	5	3	3	18	460
OXFORD	0	1	2	3	4	425
PENOBSCOT	20	26	11	14	49	424
PISCATAQUIS	2	1	4	1	6	474
SAGADAHOC	8	8	4	3	8	242
SOMERSET	3	1	0	0	7	418
WALDO	9	8	5	2	15	378
WASHINGTON	3	1	1	7	10	436
YORK	17	20	18	24	66	438
STATE TOTAL	262	200	153	140	438	373

**NUMBER OF CASES FROM PRE-TRIAL MEMO TO PRE-TRIAL CONFERENCE**

	0-90 Days	91-180 Days	181-270 Days	271 Days-1 Yr.	1 Year-Up	Avg.# Days
ANDROSCOGGIN	2	23	52	38	37	327
AROOSTOOK	13	10	8	2	8	238
CUMBERLAND	15	14	59	19	21	247
FRANKLIN	5	10	4	2	0	144
HANCOCK	16	32	6	6	4	180
KENNEBEC	141	13	8	6	6	71
KNOX	17	9	3	1	0	102
LINCOLN	11	13	6	1	0	123
OXFORD	3	3	2	0	2	244
PENOBSCOT	6	40	34	16	7	213
PISCATAQUIS	8	3	2	0	0	97
SAGADAHOC	9	10	5	2	3	171
SOMERSET	4	3	2	0	0	106
WALDO	17	9	7	1	1	142
WASHINGTON	11	6	1	0	1	103
YORK	18	67	23	7	12	193
STATE TOTAL	296	265	222	101	102	191

\*-Includes the disposition of cases filed and refiled.

-See narrative on Page 51 for explanation of this table.

**SUPERIOR COURT -- ACTUAL TIME TO CIVIL DISPOSITION\* - 1986  
NUMBER OF CASES FROM PRE-TRIAL CONFERENCE TO JURY TRIAL**

TABLE SC-15  
(con't.)

	0-90 Days	91-180 Days	181-270 Days	271 Days-1 Yr.	1 Year-Up	Avg.# Days
ANDROSCOGGIN	2	4	1	4	8	333
AROOSTOOK	0	0	1	0	4	613
CUMBERLAND	1	0	2	5	15	517
FRANKLIN	0	1	0	1	3	401
HANCOCK	1	1	0	0	6	459
KENNEBEC	1	1	3	3	23	447
KNOX	1	0	2	0	3	386
LINCOLN	2	5	1	0	0	144
OXFORD	0	0	0	0	2	770
PENOBSCOT	0	2	2	1	8	524
PISCATAQUIS	0	0	0	0	2	761
SAGADAHOC	0	0	0	0	0	0
SOMERSET	0	2	0	0	0	158
WALDO	1	0	8	2	2	276
WASHINGTON	0	0	1	1	3	485
YORK	1	0	3	7	7	464
STATE TOTAL	10	16	24	24	86	430

**NUMBER OF CASES FROM PRE-TRIAL CONFERENCE TO NON-JURY TRIAL**

	0-90 Days	91-180 Days	181-270 Days	271 Days-1 Yr.	1 Year-Up	Avg.# Days
ANDROSCOGGIN	1	1	1	0	2	271
AROOSTOOK	1	0	1	1	5	464
CUMBERLAND	2	2	2	3	6	318
FRANKLIN	0	0	0	0	4	746
HANCOCK	1	3	1	4	2	314
KENNEBEC	3	5	7	7	6	261
KNOX	0	2	1	0	2	262
LINCOLN	0	2	1	0	1	326
OXFORD	0	0	0	0	0	0
PENOBSCOT	4	0	1	5	6	362
PISCATAQUIS	0	0	1	0	0	243
SAGADAHOC	0	0	3	1	1	279
SOMERSET	0	0	0	0	0	0
WALDO	2	1	0	1	0	131
WASHINGTON	0	2	0	0	1	317
YORK	2	1	5	8	8	373
STATE TOTAL	16	19	24	30	44	331

\*-Includes the disposition of cases filed and refiled.

-See narrative on Page 51 for explanation of this table.

SUPERIOR COURT -- ACTUAL TIME TO CIVIL DISPOSITION\* - 1986

TABLE SC-15  
(con't.)

NUMBER OF CASES FROM FILING OR REFILING TO DISPOSITION

	0-90 Days	91-180 Days	181-270 Days	271 Days to 1 Yr.	1 Yr.- 2 Yrs.	2 Yrs.- 3 Yrs.	3 Yrs.- 5 Yrs.	5 Yrs. & Up	Total # Cases	Avg.# Days
ANDROSCOGGIN	100	55	55	49	166	105	63	14	607	561
AROOSTOOK	48	48	19	32	51	34	43	14	289	582
CUMBERLAND	256	209	131	144	333	185	151	62	1471	542
FRANKLIN	19	19	5	5	20	23	9	2	102	534
HANCOCK	36	25	17	10	51	32	29	10	210	623
KENNEBEC	157	98	87	58	168	67	35	16	686	423
KNOX	34	21	9	18	48	24	6	4	164	459
LINCOLN	38	30	12	14	45	28	12	3	182	479
OXFORD	46	23	25	17	48	28	16	3	206	463
PENOBSCOT	90	53	63	63	155	105	50	15	594	549
PISCATAQUIS	7	3	2	3	9	14	3	2	43	667
SAGADAHOC	15	17	20	22	74	39	13	3	203	572
SOMERSET	58	53	32	26	49	39	28	2	287	453
WALDO	28	18	8	10	41	10	11	1	127	439
WASHINGTON	27	11	4	8	31	23	7	5	116	564
YORK	107	77	70	49	154	129	79	22	687	583
STATE TOTAL	1066	760	559	528	1443	885	555	178	5974	529

\*-Includes the disposition of cases filed and refilled.

-See narrative on Page 51 for explanation of this table.

## CIVIL DEFINITIONS

### REFILING:

These are matters which have been previously disposed and which have been brought before the Superior Court for further action. For statistical purposes, such matters are limited to the following circumstances:

1. When a case remanded to the District Court returns to the Superior Court for further action.
2. When a case appealed to the Law Court returns to the Superior Court for further action.
3. When a mistrial occurs and a second trial is required; when a motion for a new trial is granted; or when a case, for any other reason, requires a trial after its original disposition.
4. When a motion for relief from judgment is granted, or a case is reinstated on the docket after judgment has been entered (Rule 60(b)).

### TYPE OF CASE:

1. Damages: An action in which claim for relief is based on physical damage to property or reputation.
2. Personal Injury: An action in which claim for relief is based on physical or mental injury.
3. Contract: An action in which claim for relief arises out of alleged violation of an agreement, including cases commonly referred to as agreements and promissory notes.
4. Divorce: An action brought in order to dissolve a marriage.
5. Traffic Infraction Appeals: A Superior Court review of a District Court decision under Title 29.
6. Habeas Corpus: The demand of a party to be released from alleged illegal confinement. Pursuant to 15 M.R.S.A. §2129 effective July 1, 1980, petitions for post-conviction relief became criminal proceedings.
7. Other Appeals from District Court: A Superior Court review of an action decided in District Court, with the exception of traffic infractions.
8. Other: An action which is not included in any of the above categories (e.g., quiet title, legal separation, mechanic's lien, Rule 80B Appeals).

### TYPE OF DISPOSITION:

1. Default Judgment: The justice or clerk of court enters a judgment resulting from the failure of the defendant to take a necessary step under the civil rules.

2. Rule 41(a): A voluntary dismissal of the plaintiff or stipulation of all the parties.
3. Rule 41(b): A dismissal on court order for failure to take significant action in a case for two years.
4. Dismissal: A judicial determination of dismissal after a motion and hearing.
5. Summary Judgment: A judgment rendered on the basis of the pleadings.
6. Final Order: An order entered to dispose of an habitual offender, URESA, reference case or Proforma Decree.
7. Divorce Decree: A court decree issued to dissolve a marriage.
8. Appeal Sustained: A judicial decision reversing the judgment entered in the District Court.
9. Appeal Denied: A judicial decision upholding the judgment entered in the District Court.
10. Writ Denied: Denial of a Writ of Habeas Corpus.
11. Writ Granted: Granting of a Writ of Habeas Corpus.
12. Court Finding: A judgment entered by a justice in a court (non-jury) trial.
13. Jury Verdict: A disposition rendered by a jury.
14. Directed Verdict: A direction by the justice to the jury to make a specific finding.
15. Multiple Judgments: Cases consolidated for jury or non-jury trial.
16. Other: A disposition which is not included in any of the above categories (e.g., change of venue).

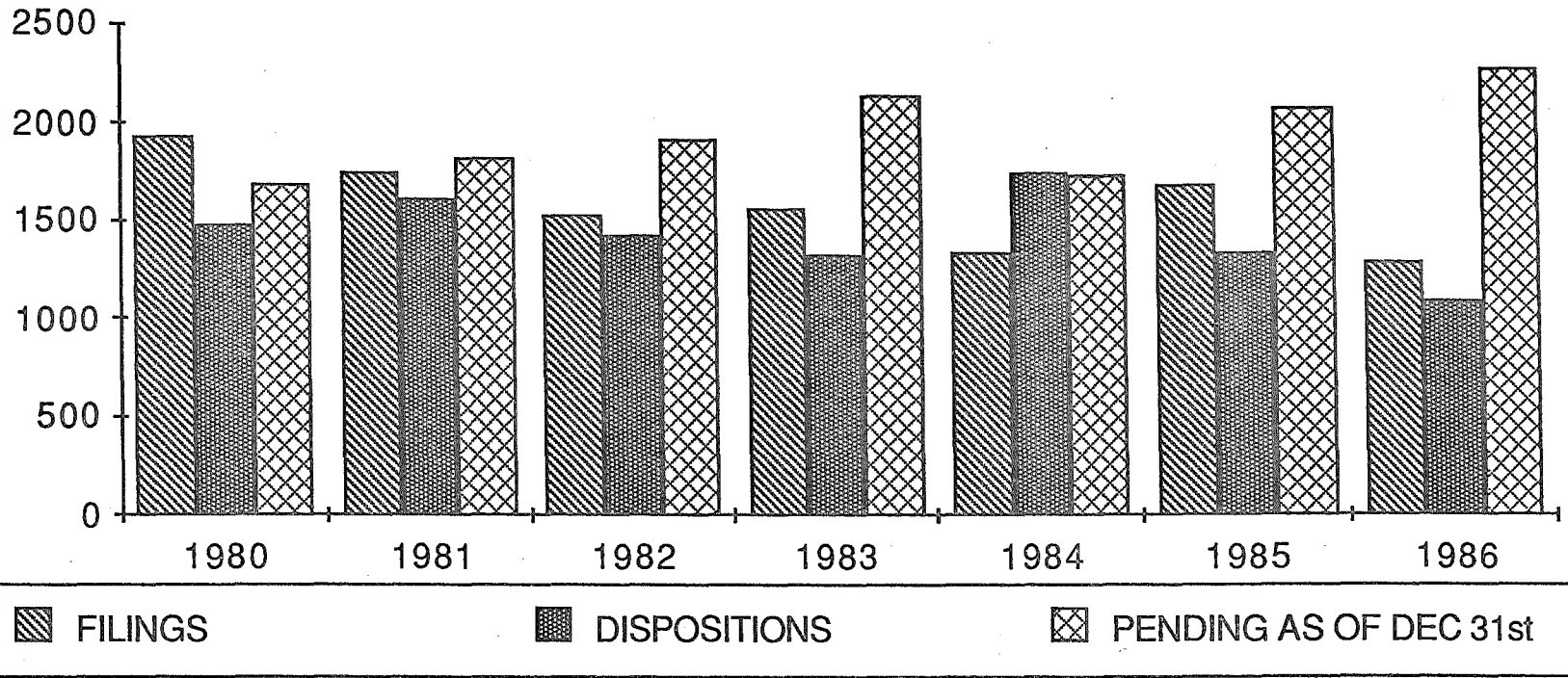
**SUPERIOR COURT**

**URESA CASELOAD**





# SUPERIOR COURT URESА CASELOAD



- 105 -

GRAPH SC-16

**SUPERIOR COURT -- URESA FILINGS SUMMARY\***

TABLE SC-17

COURT LOCATION	1980	1981	1982	1983	1984	1985	1986	% CHG. '80-'86	% CHG. '85-'86
ANDROSCOGGIN	117	122	124	89	118	134	125	6.8	-6.7
AROOSTOOK	167	144	120	129	113	157	119	-28.7	-24.2
CUMBERLAND	330	283	259	273	222	237	208	-37.0	-12.2
FRANKLIN	42	41	47	30	29	37	45	7.1	21.6
HANCOCK	79	64	71	63	59	62	42	-46.8	-32.3
KENNEBEC	171	151	114	160	113	147	103	-39.8	-29.9
KNOX	51	58	48	58	46	63	22	-56.9	-65.1
LINCOLN	30	30	21	26	25	43	18	-40.0	-58.1
OXFORD	98	76	76	62	57	91	55	-43.9	-39.6
PENOBSCOT	243	243	204	203	167	213	158	-35.0	-25.8
PISCATAQUIS	36	33	31	29	32	30	11	-69.4	-63.3
SAGadahoc	62	55	40	56	36	39	38	-38.7	-2.6
SOMERSET	104	68	93	82	64	106	57	-45.2	-46.2
WALDO	59	51	36	51	45	43	45	-23.7	4.7
WASHINGTON	70	75	59	74	62	73	60	-14.3	-17.8
YORK	285	255	195	180	162	212	190	-33.3	-10.4
STATE TOTAL	1944	1749	1538	1565	1350	1687	1296	-33.3	-23.2

\*URESAs: Uniform Reciprocal Enforcement of Support Act.

SUPERIOR COURT -- URESA DISPOSITIONS SUMMARY\*

TABLE SC-18

COURT LOCATION	1980	1981	1982	1983	1984	1985	1986	% CHG. '80-'86	% CHG. '85-'86
ANDROSCOGGIN	92	98	102	96	174	58	97	5.4	67.2
AROOSTOOK	204	137	127	120	114	149	146	-28.4	-2.0
CUMBERLAND	229	223	294	196	407	211	70	-69.4	-66.8
FRANKLIN	29	32	42	23	25	50	24	-17.2	-52.0
HANCOCK	54	72	38	85	65	33	34	-37.0	3.0
KENNEBEC	94	258	91	109	113	118	85	-9.6	-28.0
KNOX	33	53	44	37	69	41	46	39.4	12.2
LINCOLN	30	19	19	26	24	28	25	-16.7	-10.7
OXFORD	91	68	63	48	58	85	39	-57.1	-54.1
PENOBSCOT	189	155	194	182	174	253	281	48.7	11.1
PISCATAQUIS	12	57	24	24	20	15	4	-66.7	-73.3
SAGadahoc	37	48	41	35	73	37	54	45.9	45.9
SOMERSET	94	74	78	81	77	60	36	-61.7	-40.0
WALDO	32	53	40	47	51	37	20	-37.5	-45.9
WASHINGTON	45	64	64	79	69	58	42	-6.7	-27.6
YORK	220	205	178	149	243	111	97	-55.9	-12.6
STATE TOTAL	1485	1616	1439	1337	1756	1344	1100	-25.9	-18.2

\*URESAs: Uniform Reciprocal Enforcement of Support Act.

**SUPERIOR COURT -- URESA PENDING CASELOAD SUMMARY\***

TABLE SC-19

COURT LOCATION	1980	1981	1982	1983	1984	1985	1986	% CHG. '80-'86	% CHG. '85-'86
ANDROSCOGGIN	105	129	151	144	88	164	192	82.9	17.1
AROOSTOOK	23	30	23	32	31	39	12	-47.8	-69.2
CUMBERLAND	358	418	383	460	275	301	439	22.6	45.8
FRANKLIN	27	36	41	48	52	39	60	122.2	53.8
HANCOCK	65	57	90	68	62	91	99	52.3	8.8
KENNEBEC	276	169	192	243	243	272	290	5.1	6.6
KNOX	52	57	61	82	59	81	57	9.6	-29.6
LINCOLN	23	34	36	36	37	52	45	95.7	-13.5
OXFORD	63	71	84	98	97	103	119	88.9	15.5
PENOBSCOT	266	354	364	385	378	338	215	-19.2	-36.4
PISCATAQUIS	43	19	26	31	43	58	65	51.2	12.1
SAGADAHOC	65	72	71	92	55	57	41	-36.9	-28.1
SOMERSET	48	42	57	58	45	91	112	133.3	23.1
WALDO	43	41	37	41	35	41	66	53.5	61.0
WASHINGTON	60	71	66	61	54	69	87	45.0	26.1
YORK	174	224	241	272	191	292	385	121.3	31.8
STATE TOTAL	1691	1824	1923	2151	1745	2088	2284	35.1	9.4

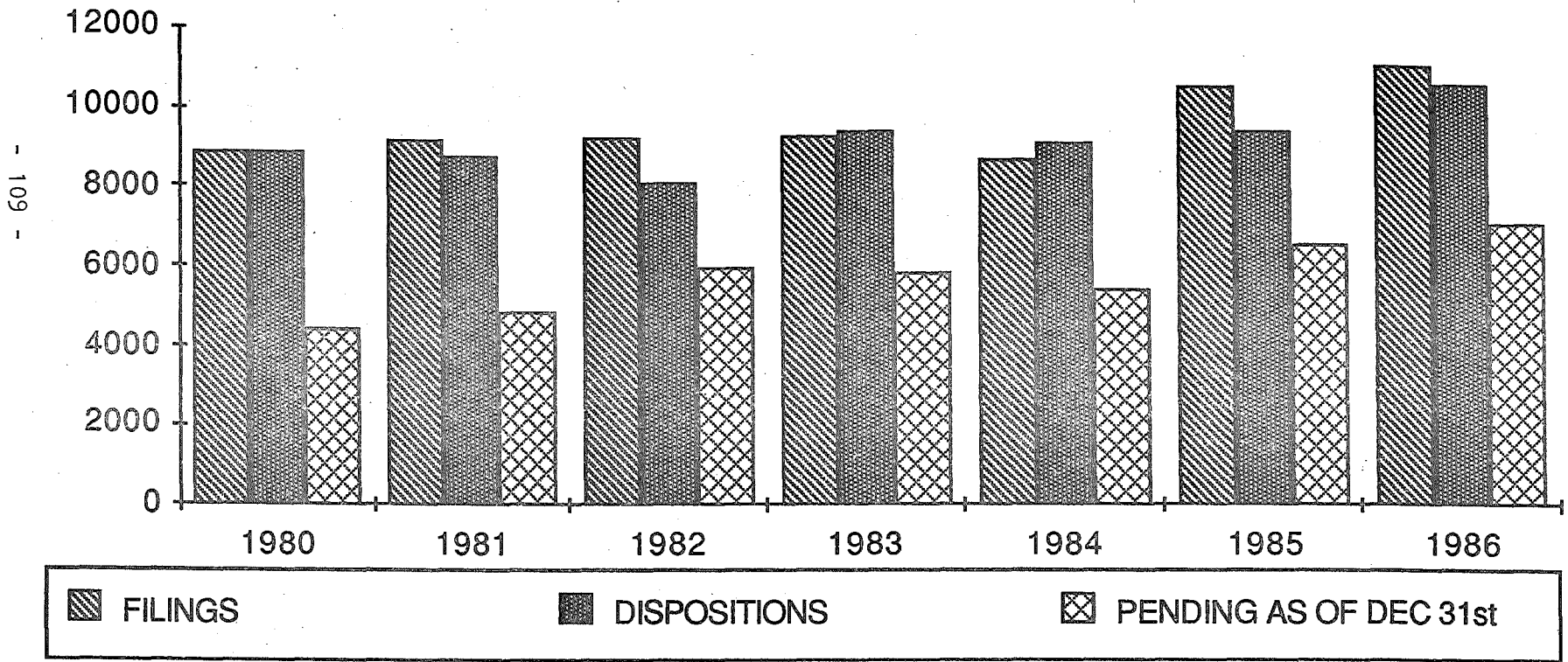
\*URESAs: Uniform Reciprocal Enforcement of Support Act.  
Cases pending as of December 31st.

**SUPERIOR COURT**

**CRIMINAL CASELOAD**



# SUPERIOR COURT CRIMINAL CASELOAD





**SUPERIOR COURT -- CRIMINAL FILINGS SUMMARY\***

TABLE SC-21

COURT LOCATION	1980	1981	1982	1983	1984	1985	1986	% CHG. '80-'86	% CHG. '85-'86
ANDROSCOGGIN	553	444	690	667	701	788	778	40.7	-1.3
AROOSTOOK	673	784	649	585	408	427	368	-45.3	-13.8
CUMBERLAND	1,649	1,947	1,783	1,873	1,748	2,235	2,288	38.8	2.4
FRANKLIN	438	430	423	414	422	526	484	10.5	-8.0
HANCOCK	200	212	244	230	242	238	222	11.0	-6.7
KENNEBEC	709	697	966	841	778	888	783	10.4	-11.8
KNOX	380	365	382	438	587	649	578	52.1	-10.9
LINCOLN	228	284	272	354	311	355	615	169.7	73.2
OXFORD	326	311	439	341	266	472	423	29.8	-10.4
PENOBSCOT	850	695	758	788	712	855	950	11.8	11.1
PISCATAQUIS	135	113	152	133	110	127	143	5.9	12.6
SAGADAHOC	304	251	254	295	296	390	400	31.6	2.6
SOMERSET	975	1,017	767	815	804	829	878	-9.9	5.9
WALDO	137	219	235	268	245	247	321	134.3	30.0
WASHINGTON	183	232	190	321	281	283	272	48.6	-3.9
YORK	1,126	1,186	1,072	940	817	1,257	1,591	41.3	26.6
STATE TOTAL	8,866	9,187	9,276	9,303	8,728	10,566	11,094	25.1	5.0

\*-Includes cases filed and refiled.  
 -Cases counted by docket number.

**SUPERIOR COURT -- CRIMINAL DISPOSITIONS SUMMARY\***

TABLE SC-22

COURT LOCATION	1980	1981	1982	1983	1984	1985	1986	% CHG. '80-'86	% CHG. '85-'86
ANDROSCOGGIN	439	481	562	694	678	727	753	71.5	3.6
AROOSTOOK	663	814	674	655	488	404	372	-43.9	-7.9
CUMBERLAND	1,721	1,654	1,586	1,973	1,805	1,902	2,189	27.2	15.1
FRANKLIN	408	423	375	444	374	510	560	37.3	9.8
HANCOCK	203	200	182	270	178	278	278	36.9	0.0
KENNEBEC	748	696	808	946	836	796	774	3.5	-2.8
KNOX	351	386	331	384	512	592	572	63.0	-3.4
LINCOLN	217	266	187	237	339	377	578	166.4	53.3
OXFORD	300	301	321	326	326	407	510	70.0	25.3
PENOBSCOT	867	739	767	758	838	717	919	6.0	28.2
PISCATAQUIS	85	141	147	113	94	175	131	54.1	-25.1
SAGADAHOC	242	267	203	193	366	349	434	79.3	24.4
SOMERSET	1,032	972	709	862	744	762	715	-30.7	-6.2
WALDO	192	205	186	215	309	194	333	73.4	71.6
WASHINGTON	250	197	147	309	265	281	205	-18.0	-27.0
YORK	1,167	1,052	964	1,048	958	960	1,263	8.2	31.6
STATE TOTAL	8,885	8,794	8,149	9,427	9,110	9,431	10,586	19.1	12.2

\*-Includes the disposition of cases filed and refiled.

-Cases counted by docket number.

## SUPERIOR COURT -- CRIMINAL PENDING CASELOAD SUMMARY\*

TABLE SC-23

COURT LOCATION	1980	1981	1982	1983	1984	1985	1986	% CHG. '80-'86	% CHG. '85-'86
ANDROSCOGGIN	409	372	500	473	496	557	582	42.3	4.5
AROOSTOOK	441	411	386	316	236	259	255	-42.2	-1.5
CUMBERLAND	713	1006	1203	1103	1046	1379	1478	107.3	7.2
FRANKLIN	165	172	220	190	238	254	178	7.9	-29.9
HANCOCK	134	146	208	168	232	192	136	1.5	-29.2
KENNEBEC	419	420	578	473	415	507	516	23.2	1.8
KNOX	191	170	221	275	350	407	413	116.2	1.5
LINCOLN	82	100	185	302	274	252	289	252.4	14.7
OXFORD	192	202	320	335	275	340	253	31.8	-25.6
PENOBSCOT	431	387	378	408	282	420	451	4.6	7.4
PISCATAQUIS	122	94	99	119	135	87	99	-18.9	13.8
SAGADAHOC	122	106	157	259	189	230	196	60.7	-14.8
SOMERSET	292	337	395	348	408	475	638	118.5	34.3
WALDO	113	127	176	229	165	218	206	82.3	-5.5
WASHINGTON	119	154	197	209	225	227	294	147.1	29.5
YORK	504	638	746	638	497	794	1122	122.6	41.3
STATE TOTAL	4449	4842	5969	5845	5463	6598	7106	59.7	7.7

\*-Includes cases filed and refiled.

-Cases counted by docket number.

-Cases pending as of December 31st.

SUPERIOR COURT -- CRIMINAL FILINGS AND DISPOSITIONS BY TYPE OF CASE\*

TABLE SC-24

STATE TOTAL	FILINGS							DISPOSITIONS						
	1980	1981	1982	1983	1984	1985	1986	1980	1981	1982	1983	1984	1985	1986
BAIL REVIEW	234	210	222	159	200	273	298	233	216	223	156	199	262	289
TRANSFER	3,976	4,054	4,653	4,671	4,274	5,298	5,621	4,121	3,888	3,802	4,759	4,592	4,755	5,378
APPEAL	778	732	259	161	127	159	166	888	734	441	219	192	141	169
BOUNDOVER	428	544	464	432	253	357	325	362	471	476	475	326	339	312
INDICTMENT	2,255	2,352	2,681	2,725	2,697	3,055	2,972	2,197	2,260	2,246	2,716	2,716	2,725	2,821
INFORMATION	804	860	641	704	668	683	794	803	861	619	710	650	674	773
JUVENILE APPEAL	61	29	23	8	18	10	9	44	46	34	10	14	16	8
OTHER	93	177	140	128	142	227	365	66	124	152	137	143	138	363
REFIL-PROB. REVOC.	156	190	173	278	322	461	511	112	139	131	200	258	350	431
REFILING-NEW TRIAL	81	39	20	37	27	43	33	59	55	25	45	20	31	42
<b>TOTAL</b>	<b>8,866</b>	<b>9,187</b>	<b>9,276</b>	<b>9,303</b>	<b>8,728</b>	<b>10,566</b>	<b>11,094</b>	<b>8,885</b>	<b>8,794</b>	<b>8,149</b>	<b>9,427</b>	<b>9,110</b>	<b>9,431</b>	<b>10,586</b>

\*-Includes cases filed and refiled.

-Cases counted by docket number.

-Types of cases are described on Page 150 of this report.

-Boundovers from the District Court create a difficult situation with regard to the counting of cases for statistical purposes. When a boundover is filed in the Superior Court, it remains a "boundover" type of case even if an indictment results. In 1986, there were actually an additional 117 indictment case dispositions to the 10,586 recorded above. (Refer to Table SC-25 for detail by each court). When a boundover results in an information being filed, the boundover is dismissed and a new docket number is assigned for the information. Under such circumstances, the case is actually being counted twice but it is not believed that this creates a serious statistical problem.

SUPERIOR COURT -- CRIMINAL FILINGS AND DISPOSITIONS BY TYPE OF CASE\*

TABLE SC-24  
(con't.)

	FILINGS							DISPOSITIONS						
	1980	1981	1982	1983	1984	1985	1986	1980	1981	1982	1983	1984	1985	1986
<b>ANDROSCOGGIN</b>														
BAIL REVIEW	8	9	9	4	9	18	3	8	9	9	4	9	18	3
TRANSFER	170	135	291	278	266	230	254	107	170	191	299	310	217	245
APPEAL	39	27	24	8	8	11	18	28	31	39	11	7	14	15
BOUND OVER	39	20	7	9	5	8	4	28	22	24	10	6	5	7
INDICTMENT	225	181	287	275	305	382	336	210	183	222	284	258	348	327
INFORMATION	20	42	43	61	44	59	61	21	42	43	61	43	59	59
JUVENILE APPEAL	12	3	1	0	1	0	0	9	4	4	0	0	1	0
OTHER	9	10	9	3	6	15	15	8	9	12	3	6	9	17
REFIL-PROB.REVOC.	25	12	19	27	56	62	85	15	11	14	18	39	53	78
REFILING-NEW TRIAL	6	5	0	2	1	3	2	5	0	4	4	0	3	2
<b>TOTAL</b>	<b>553</b>	<b>444</b>	<b>690</b>	<b>667</b>	<b>701</b>	<b>788</b>	<b>778</b>	<b>439</b>	<b>481</b>	<b>562</b>	<b>694</b>	<b>678</b>	<b>727</b>	<b>753</b>
<b>AROOSTOOK</b>	<b>1980</b>	<b>1981</b>	<b>1982</b>	<b>1983</b>	<b>1984</b>	<b>1985</b>	<b>1986</b>	<b>1980</b>	<b>1981</b>	<b>1982</b>	<b>1983</b>	<b>1984</b>	<b>1985</b>	<b>1986</b>
BAIL REVIEW	19	44	32	20	17	25	19	20	44	32	19	18	23	17
TRANSFER	373	390	340	334	162	187	136	372	415	358	383	222	171	140
APPEAL	79	77	21	20	5	8	8	69	103	28	25	12	6	14
BOUND OVER	72	87	66	52	22	20	30	64	77	80	69	32	22	26
INDICTMENT	80	114	138	109	155	145	138	99	99	125	113	152	145	138
INFORMATION	36	53	35	26	20	18	18	34	56	35	26	20	18	19
JUVENILE APPEAL	1	2	0	0	0	0	0	2	2	0	1	0	1	0
OTHER	0	9	3	6	9	7	0	0	3	4	4	11	5	3
REFIL-PROB.REVOC.	7	4	14	17	18	17	17	3	7	10	14	21	13	15
REFILING-NEW TRIAL	6	4	0	1	0	0	2	0	8	2	1	0	0	0
<b>TOTAL</b>	<b>673</b>	<b>784</b>	<b>649</b>	<b>585</b>	<b>408</b>	<b>427</b>	<b>368</b>	<b>663</b>	<b>814</b>	<b>674</b>	<b>655</b>	<b>488</b>	<b>404</b>	<b>372</b>

\*-See notes, bottom of Page 113.

**SUPERIOR COURT -- CRIMINAL FILINGS AND DISPOSITIONS BY TYPE OF CASE\***

**TABLE SC-24  
(con't.)**

CUMBERLAND	FILINGS							DISPOSITIONS						
	1980	1981	1982	1983	1984	1985	1986	1980	1981	1982	1983	1984	1985	1986
BAIL REVIEW	94	72	53	23	69	83	107	91	75	54	21	68	77	98
TRANSFER	546	708	814	881	749	1,004	958	637	536	620	1,003	805	884	979
APPEAL	127	120	20	22	18	15	13	184	97	63	23	30	19	17
BOUND OVER	16	10	4	8	1	5	6	13	16	3	7	1	8	4
INDICTMENT	572	686	649	642	678	812	816	519	617	606	646	695	661	743
INFORMATION	203	231	174	183	135	146	206	206	230	172	184	134	140	205
JUVENILE APPEAL	5	4	3	0	2	0	0	7	0	7	0	2	0	0
OTHER	29	58	44	41	34	43	30	21	43	45	43	35	34	33
REFIL-PROB.REVOC.	54	57	20	73	61	124	150	40	39	16	44	35	77	108
REFILING-NEW TRIAL	3	1	2	0	1	3	2	3	1	0	2	0	2	2
<b>TOTAL</b>	<b>1,649</b>	<b>1,947</b>	<b>1,783</b>	<b>1,873</b>	<b>1,748</b>	<b>2,235</b>	<b>2,288</b>	<b>1,721</b>	<b>1,654</b>	<b>1,586</b>	<b>1,973</b>	<b>1,805</b>	<b>1,902</b>	<b>2189</b>
<b>FRANKLIN</b>	<b>1980</b>	<b>1981</b>	<b>1982</b>	<b>1983</b>	<b>1984</b>	<b>1985</b>	<b>1986</b>	<b>1980</b>	<b>1981</b>	<b>1982</b>	<b>1983</b>	<b>1984</b>	<b>1985</b>	<b>1986</b>
BAIL REVIEW	1	1	7	17	6	11	11	1	1	7	17	6	8	14
TRANSFER	249	271	297	264	309	381	334	248	249	230	302	270	362	402
APPEAL	28	26	11	3	3	4	3	26	29	15	6	5	5	1
BOUND OVER	12	18	29	29	6	24	13	13	14	28	30	10	15	22
INDICTMENT	55	57	41	57	59	53	77	48	54	56	45	51	67	73
INFORMATION	44	54	36	39	26	41	30	44	54	36	39	25	41	29
JUVENILE APPEAL	2	0	1	2	0	2	0	3	0	1	0	2	0	2
OTHER	4	0	1	1	8	7	9	1	2	0	3	2	8	11
REFIL-PROB.REVOC.	0	0	0	0	3	0	2	0	0	0	0	3	0	2
REFILING-NEW TRIAL	43	3	0	2	2	3	5	24	20	2	2	0	4	4
<b>TOTAL</b>	<b>438</b>	<b>430</b>	<b>423</b>	<b>414</b>	<b>422</b>	<b>526</b>	<b>484</b>	<b>408</b>	<b>423</b>	<b>375</b>	<b>444</b>	<b>374</b>	<b>510</b>	<b>560</b>

\*-See notes, bottom of Page 113.

- 115 -

SUPERIOR COURT -- CRIMINAL FILINGS AND DISPOSITIONS BY TYPE OF CASE\*

TABLE SC-24  
(con't.)

HANCOCK	FILINGS							DISPOSITIONS						
	1980	1981	1982	1983	1984	1985	1986	1980	1981	1982	1983	1984	1985	1986
BAIL REVIEW	1	0	1	1	3	0	3	1	0	1	1	1	0	3
TRANSFER	73	61	124	115	82	71	78	74	68	71	135	77	97	95
APPEAL	32	27	11	4	3	1	7	35	26	14	10	4	2	5
BOUND OVER	6	12	13	3	5	0	7	11	10	10	5	3	5	5
INDICTMENT	71	75	79	89	118	125	81	68	76	62	97	67	129	124
INFORMATION	11	18	11	14	10	24	36	11	16	12	15	9	25	33
JUVENILE APPEAL	2	4	0	0	0	0	0	2	1	3	0	0	0	0
OTHER	1	6	3	3	7	6	6	0	1	6	4	7	2	5
REFIL-PROB.REVOC.	1	5	1	0	12	9	2	0	0	0	2	7	17	5
REFILING-NEW TRIAL	2	4	1	1	2	2	2	1	2	3	1	3	1	3
	200	212	244	230	242	238	222	203	200	182	270	178	278	278
KENNEBEC	1980	1981	1982	1983	1984	1985	1986	1980	1981	1982	1983	1984	1985	1986
BAIL REVIEW	28	25	35	28	26	40	43	28	27	35	29	26	40	43
TRANSFER	302	282	511	452	394	448	394	335	267	415	446	460	407	378
APPEAL	58	67	23	13	13	17	7	62	69	39	29	13	18	8
BOUND OVER	15	13	8	12	2	4	18	13	9	14	14	2	8	18
INDICTMENT	216	196	286	214	209	224	208	232	205	212	314	209	199	205
INFORMATION	39	56	49	61	77	63	49	38	56	46	62	77	61	50
JUVENILE APPEAL	11	3	2	1	3	3	1	5	15	3	1	3	3	0
OTHER	3	8	10	14	9	22	6	2	10	5	19	7	11	13
REFIL-PROB.REVOC.	36	44	40	45	42	66	54	30	36	37	31	36	48	57
REFILING-NEW TRIAL	1	3	2	1	3	1	3	3	2	2	1	3	1	2
TOTAL	709	697	966	841	778	888	783	748	696	808	946	836	796	774

\*-See notes, bottom of Page 113.

SUPERIOR COURT -- CRIMINAL FILINGS AND DISPOSITIONS BY TYPE OF CASE\*

TABLE SC-24  
(con't.)

KNOX	FILINGS							DISPOSITIONS						
	1980	1981	1982	1983	1984	1985	1986	1980	1981	1982	1983	1984	1985	1986
BAIL REVIEW	15	6	3	5	4	8	0	15	6	3	5	4	8	0
TRANSFER	181	177	231	268	411	467	400	158	202	180	225	346	421	393
APPEAL	53	30	15	4	7	5	7	56	32	20	10	7	6	6
BOUND OVER	34	35	26	51	28	23	19	22	30	25	50	22	26	21
INDICTMENT	64	69	68	79	85	100	84	72	72	64	70	73	87	89
INFORMATION	17	32	24	13	27	25	40	17	31	23	15	26	23	41
JUVENILE APPEAL	3	0	0	0	1	0	0	1	2	0	0	0	1	0
OTHER	4	7	9	11	14	13	12	2	4	8	6	20	10	14
REFIL-PROB.REVOC.	8	6	5	7	8	8	14	7	4	7	2	13	9	6
REFILING-NEW TRIAL	1	3	1	0	2	0	2	1	3	1	1	1	1	2
TOTAL	380	365	382	438	587	649	578	351	386	331	384	512	592	572
LINCOLN	1980	1981	1982	1983	1984	1985	1986	1980	1981	1982	1983	1984	1985	1986
BAIL REVIEW	0	1	2	1	2	7	5	0	1	2	1	2	7	5
TRANSFER	148	163	184	217	220	232	293	138	153	103	149	228	256	280
APPEAL	16	39	9	4	1	4	2	20	33	18	5	2	2	2
BOUND OVER	10	22	13	35	22	16	9	7	18	12	19	31	23	17
INDICTMENT	37	29	48	62	50	75	46	32	31	35	30	60	72	54
INFORMATION	12	24	10	31	13	15	31	12	24	10	29	14	15	30
JUVENILE APPEAL	1	0	0	0	0	2	0	2	0	0	0	0	1	0
OTHER	3	4	2	2	3	1	218	5	3	3	2	2	0	183
REFIL-PROB.REVOC.	0	0	2	1	0	3	11	0	0	2	1	0	1	7
REFILING-NEW TRIAL	1	2	2	1	0	0	0	1	3	2	1	0	0	0
TOTAL	228	284	272	354	311	355	615	217	266	187	237	339	377	578

\*-See notes, bottom of Page 113.

-Approximately 200 of Lincoln's 615 criminal filings in 1986 were change of venue cases from Sagadahoc.



**SUPERIOR COURT -- CRIMINAL FILINGS AND DISPOSITIONS BY TYPE OF CASE\***

**TABLE SC-24  
(con't.)**

OXFORD	FILINGS							DISPOSITIONS						
	1980	1981	1982	1983	1984	1985	1986	1980	1981	1982	1983	1984	1985	1986
BAIL REVIEW	5	5	11	7	10	12	9	5	5	11	7	10	12	9
TRANSFER	125	120	226	154	118	228	208	97	127	136	166	140	193	272
APPEAL	37	30	17	12	8	3	9	46	25	30	4	17	7	12
BOUND OVER	13	52	24	14	8	22	12	12	33	47	10	11	12	23
INDICTMENT	98	69	125	119	81	138	121	101	76	63	102	113	125	132
INFORMATION	36	22	19	16	22	27	30	36	22	20	15	22	28	27
JUVENILE APPEAL	5	0	4	0	0	0	0	0	5	4	0	0	0	0
OTHER	5	7	8	7	3	7	5	1	6	9	8	4	4	6
REFIL-PROB.REVOC.	0	5	4	10	15	32	29	0	1	0	12	8	23	29
REFILING-NEW TRIAL	2	1	1	2	1	3	0	2	1	1	2	1	3	0
<b>TOTAL</b>	<b>326</b>	<b>311</b>	<b>439</b>	<b>341</b>	<b>266</b>	<b>472</b>	<b>423</b>	<b>300</b>	<b>301</b>	<b>321</b>	<b>326</b>	<b>326</b>	<b>407</b>	<b>510</b>
PENOBSCOT	1980	1981	1982	1983	1984	1985	1986	1980	1981	1982	1983	1984	1985	1986
BAIL REVIEW	24	10	13	6	7	22	24	24	10	12	6	7	22	24
TRANSFER	307	183	266	265	228	336	399	364	235	284	223	271	258	418
APPEAL	128	94	17	25	12	21	29	129	110	48	29	16	11	27
BOUND OVER	26	29	11	11	4	40	15	21	30	19	12	5	27	23
INDICTMENT	302	305	338	373	347	291	340	276	296	322	374	421	285	295
INFORMATION	34	26	66	56	80	67	79	33	27	47	60	76	62	73
JUVENILE APPEAL	2	5	9	2	3	1	2	4	4	8	3	4	1	1
OTHER	9	29	16	11	12	23	15	6	18	17	15	11	9	19
REFIL-PROB.REVOC.	17	13	16	31	16	48	43	9	9	9	25	22	38	33
REFILING-NEW TRIAL	1	1	6	8	3	6	4	1	0	1	11	5	4	6
<b>TOTAL</b>	<b>850</b>	<b>695</b>	<b>758</b>	<b>788</b>	<b>712</b>	<b>855</b>	<b>950</b>	<b>867</b>	<b>739</b>	<b>767</b>	<b>758</b>	<b>838</b>	<b>717</b>	<b>919</b>

\*-See notes, bottom of Page 113.

SUPERIOR COURT -- CRIMINAL FILINGS AND DISPOSITIONS BY TYPE OF CASE\*

TABLE SC-24  
(con't.)

PISCATAQUIS	FILINGS							DISPOSITIONS						
	1980	1981	1982	1983	1984	1985	1986	1980	1981	1982	1983	1984	1985	1986
BAIL REVIEW	0	0	0	0	0	0	0	0	0	0	0	0	0	0
TRANSFER	50	46	68	72	50	80	78	27	56	67	51	45	107	71
APPEAL	14	13	7	1	2	4	5	9	22	10	4	1	6	5
BOUND OVER	16	17	26	16	14	11	26	11	15	19	16	12	22	18
INDICTMENT	48	19	39	34	32	22	23	32	35	35	32	24	33	26
INFORMATION	5	11	7	6	7	5	11	5	10	8	6	6	5	8
JUVENILE APPEAL	1	0	0	0	0	0	0	1	0	0	0	0	0	0
OTHER	0	1	0	2	0	1	0	0	0	1	1	1	0	1
REFIL-PROB.REVOC.	1	5	4	1	4	2	0	0	2	5	2	4	2	0
REFILING-NEW TRIAL	0	1	1	1	1	2	0	0	1	2	1	1	0	2
TOTAL	135	113	152	133	110	127	143	85	141	147	113	94	175	131
SAGADAHOC	1980	1981	1982	1983	1984	1985	1986	1980	1981	1982	1983	1984	1985	1986
BAIL REVIEW	3	2	4	1	4	5	5	3	2	4	1	4	5	5
TRANSFER	161	116	166	196	177	245	268	118	118	136	113	229	229	275
APPEAL	41	40	8	8	8	13	3	40	44	13	7	11	8	6
BOUND OVER	24	26	36	25	32	31	21	11	35	18	26	39	34	27
INDICTMENT	49	37	32	48	48	84	84	42	40	23	30	57	60	102
INFORMATION	23	24	7	14	24	9	9	25	24	7	14	23	8	9
JUVENILE APPEAL	0	2	0	0	1	0	0	0	2	0	0	0	3	0
OTHER	1	3	1	1	1	2	4	2	0	2	1	1	2	4
REFIL-PROB.REVOC.	0	0	0	0	0	1	6	0	0	0	0	0	0	6
REFILING-NEW TRIAL	2	1	0	2	1	0	0	1	2	0	1	2	0	0
TOTAL	304	251	254	295	296	390	400	242	267	203	193	366	349	434

\*-See notes, bottom of Page 113.

-Approximately 200 of Sagadahoc's 434 criminal dispositions in 1986 were disposed via venue change to Lincoln.

*200*

- 119 -

SUPERIOR COURT -- CRIMINAL FILINGS AND DISPOSITIONS BY TYPE OF CASE\*

TABLE SC-24  
(con't.)

SOMERSET	FILINGS							DISPOSITIONS						
	1980	1981	1982	1983	1984	1985	1986	1980	1981	1982	1983	1984	1985	1986
BAIL REVIEW	26	23	43	38	35	22	32	27	24	44	37	36	22	32
TRANSFER	650	746	513	485	527	538	644	725	697	473	541	477	522	473
APPEAL	18	15	12	7	16	16	11	17	12	17	7	18	4	19
BOUND OVER	16	32	35	40	33	30	21	22	25	27	45	31	33	18
INDICTMENT	132	87	96	137	95	117	89	114	103	81	131	91	94	90
INFORMATION	115	80	41	70	63	63	34	114	81	41	70	61	63	35
JUVENILE APPEAL	5	4	2	1	2	1	3	5	2	2	3	1	2	1
OTHER	9	10	7	3	7	22	8	3	11	12	3	6	5	18
REFIL-PROB.REVOC.	3	15	18	28	26	18	36	2	11	12	19	23	16	28
REFILING-NEW TRIAL	1	5	0	6	0	2	0	3	6	0	6	0	1	1
TOTAL	975	1,017	767	815	804	829	878	1,032	972	709	862	744	762	715
<b>WALDO</b>	<b>1980</b>	<b>1981</b>	<b>1982</b>	<b>1983</b>	<b>1984</b>	<b>1985</b>	<b>1986</b>	<b>1980</b>	<b>1981</b>	<b>1982</b>	<b>1983</b>	<b>1984</b>	<b>1985</b>	<b>1986</b>
BAIL REVIEW	1	0	0	0	0	3	5	1	0	0	0	0	3	5
TRANSFER	35	73	144	131	128	147	185	49	70	87	109	187	92	190
APPEAL	5	8	12	7	2	0	3	8	11	9	5	12	0	3
BOUND OVER	13	30	26	11	6	10	5	22	20	25	16	10	8	9
INDICTMENT	50	78	40	97	78	55	83	87	67	52	61	80	67	70
INFORMATION	18	19	5	11	12	16	29	17	20	5	11	12	16	29
JUVENILE APPEAL	8	0	0	2	0	0	0	0	8	0	2	0	0	0
OTHER	1	2	1	1	3	3	2	0	0	2	3	2	2	4
REFIL-PROB.REVOC.	0	9	6	4	9	12	8	3	8	5	4	4	6	16
REFILING-NEW TRIAL	6	0	1	4	7	1	1	5	1	1	4	2	0	7
TOTAL	137	219	235	268	245	247	321	192	205	186	215	309	194	333

- 120 -

\*-See notes, bottom of Page 113.

SUPERIOR COURT -- CRIMINAL FILINGS AND DISPOSITIONS BY TYPE OF CASE\*

TABLE SC-24  
(con't.)

WASHINGTON	FILINGS							DISPOSITIONS						
	1980	1981	1982	1983	1984	1985	1986	1980	1981	1982	1983	1984	1985	1986
BAIL REVIEW	0	0	0	0	0	0	1	0	0	0	0	0	0	1
TRANSFER	52	49	49	130	122	90	112	87	45	34	119	121	95	76
APPEAL	24	27	10	7	2	5	23	36	29	11	13	5	5	9
BOUNDOVER	15	23	16	18	18	10	24	21	15	11	20	21	12	13
INDICTMENT	67	101	91	126	107	112	75	82	78	68	119	87	119	76
INFORMATION	15	16	12	28	13	23	9	15	14	13	28	11	25	10
JUVENILE APPEAL	2	1	0	0	1	0	3	2	1	0	0	0	1	3
OTHER	1	7	8	8	5	21	5	1	6	6	7	8	7	6
REFIL-PROB.REVOC.	1	4	1	3	11	17	19	1	5	1	0	11	15	9
REFILING-NEW TRIAL	6	4	3	1	2	5	1	5	4	3	3	1	2	2
<b>TOTAL</b>	<b>183</b>	<b>232</b>	<b>190</b>	<b>321</b>	<b>281</b>	<b>283</b>	<b>272</b>	<b>250</b>	<b>197</b>	<b>147</b>	<b>309</b>	<b>265</b>	<b>281</b>	<b>205</b>
<b>YORK</b>	<b>1980</b>	<b>1981</b>	<b>1982</b>	<b>1983</b>	<b>1984</b>	<b>1985</b>	<b>1986</b>	<b>1980</b>	<b>1981</b>	<b>1982</b>	<b>1983</b>	<b>1984</b>	<b>1985</b>	<b>1986</b>
BAIL REVIEW	9	12	9	8	8	17	31	9	12	9	8	8	17	30
TRANSFER	554	534	429	429	331	614	880	585	480	417	495	404	444	691
APPEAL	79	92	42	16	19	32	18	123	61	67	31	32	28	20
BOUNDOVER	101	118	124	98	47	103	95	71	102	114	126	90	79	61
INDICTMENT	189	249	324	264	250	320	371	183	228	220	268	278	234	277
INFORMATION	176	152	102	75	95	82	122	175	154	101	75	91	85	116
JUVENILE APPEAL	1	1	1	0	4	1	0	1	0	2	0	2	2	1
OTHER	14	16	18	14	21	34	30	14	8	20	15	20	30	26
REFIL-PROB.REVOC.	3	11	23	31	41	42	35	2	6	13	26	32	32	32
REFILING-NEW TRIAL	0	1	0	5	1	12	9	4	1	1	4	1	9	9
<b>TOTAL</b>	<b>1,126</b>	<b>1,186</b>	<b>1,072</b>	<b>940</b>	<b>817</b>	<b>1,257</b>	<b>1,591</b>	<b>1,167</b>	<b>1,052</b>	<b>964</b>	<b>1,048</b>	<b>958</b>	<b>960</b>	<b>1,263</b>

\*-See notes, bottom of Page 113.



SUPERIOR COURT -- CRIMINAL FILINGS AND DISPOSITIONS BY CLASS OF CHARGE\*

TABLE SC-26

	FILINGS							DISPOSITIONS						
	1980	1981	1982	1983	1984	1985	1986	1980	1981	1982	1983	1984	1985	1986
<b>STATE TOTAL</b>														
A	331	427	419	395	520	568	531	312	329	405	420	455	521	512
B	963	1,056	1,128	945	902	998	920	910	1,032	975	1,074	919	846	887
C	1,640	1,800	1,882	1,904	1,765	2,151	2,132	1,421	1,733	1,619	1,903	1,796	1,944	2,034
D	1,332	1,271	2,009	1,828	1,839	2,392	2,574	1,493	1,269	1,524	1,911	1,914	2,084	2,482
E	752	728	891	875	980	960	1,206	799	725	765	868	991	927	1,147
TITLE 29	3,458	3,473	2,512	2,777	2,206	2,708	2,984	3,518	3,319	2,411	2,750	2,511	2,467	2,805
OTHER	730	796	761	809	777	1,084	1,055	720	764	696	770	774	875	1,002
<b>TOTAL</b>	<b>9,206</b>	<b>9,551</b>	<b>9,602</b>	<b>9,533</b>	<b>8,989</b>	<b>10,861</b>	<b>11,402</b>	<b>9,173</b>	<b>9,171</b>	<b>8,395</b>	<b>9,696</b>	<b>9,360</b>	<b>9,664</b>	<b>10,869</b>

\*-Includes cases filed and refiled.

-Cases counted by defendant.

SUPERIOR COURT -- CRIMINAL FILINGS AND DISPOSITIONS BY CLASS OF CHARGE\*

TABLE SC-26  
(con't.)

	FILINGS							DISPOSITIONS						
	1980	1981	1982	1983	1984	1985	1986	1980	1981	1982	1983	1984	1985	1986
<b>ANDROSCOGGIN</b>														
A	30	51	47	33	52	81	46	29	30	45	52	35	68	51
B	101	78	91	85	107	106	108	82	72	89	106	81	100	112
C	159	129	204	216	207	289	247	129	143	158	205	186	254	243
D	76	46	137	80	100	74	102	72	65	91	97	96	90	89
E	50	36	52	57	60	46	50	34	48	57	56	64	37	55
TITLE 29	125	116	163	184	151	157	167	78	135	115	190	192	143	157
OTHER	57	34	42	38	67	81	97	44	33	42	29	53	69	91
TOTAL	598	490	736	693	744	834	817	468	526	597	735	707	761	798
	1980	1981	1982	1983	1984	1985	1986	1980	1981	1982	1983	1984	1985	1986
<b>AROOSTOOK</b>														
A	25	27	28	15	20	27	26	20	24	30	21	21	25	24
B	39	48	44	41	37	39	32	50	52	41	39	41	33	31
C	103	115	130	75	84	85	78	94	107	127	112	74	95	86
D	137	161	158	139	107	63	78	113	187	143	150	132	58	77
E	57	64	55	68	39	39	25	98	78	60	65	52	46	25
TITLE 29	262	289	172	175	62	111	90	244	275	211	208	99	86	92
OTHER	50	80	62	72	59	63	39	49	91	63	60	69	62	37
TOTAL	673	784	649	585	408	427	368	668	814	675	655	488	405	372

\*-Includes cases filed and refiled.  
-Cases counted by defendant.

SUPERIOR COURT -- CRIMINAL FILINGS AND DISPOSITIONS BY CLASS OF CHARGE\*

TABLE SC-26  
(con't.)

	FILINGS							DISPOSITIONS						
	1980	1981	1982	1983	1984	1985	1986	1980	1981	1982	1983	1984	1985	1986
<b>CUMBERLAND</b>														
A	68	105	101	88	110	78	95	70	71	112	85	98	92	79
B	219	275	237	174	220	217	216	197	244	229	218	213	185	187
C	401	434	363	372	422	559	553	332	429	353	368	419	422	517
D	194	272	441	368	494	890	849	248	199	327	414	462	720	847
E	130	149	165	175	254	256	344	137	118	155	173	234	238	344
TITLE 29	538	622	406	615	168	49	9	617	537	354	665	311	104	33
OTHER	197	202	132	140	157	253	288	190	169	128	120	132	191	241
TOTAL	1747	2059	1845	1932	1825	2302	2354	1791	1767	1658	2043	1869	1952	2248
<b>FRANKLIN</b>														
A	11	8	14	12	14	18	17	3	12	9	16	8	18	19
B	20	29	38	30	24	23	35	13	23	44	26	19	32	24
C	32	48	36	69	45	64	72	30	41	40	56	48	60	83
D	58	57	85	104	99	113	82	60	60	55	106	100	100	107
E	51	38	49	39	59	70	81	44	42	38	49	38	79	80
TITLE 29	243	247	185	140	167	224	194	243	223	184	159	147	213	234
OTHER	26	12	32	34	28	32	26	19	26	17	45	25	25	33
TOTAL	441	439	439	428	436	544	507	412	427	387	457	385	527	580

\*-Includes cases filed and refiled.

-Cases counted by defendant.



**SUPERIOR COURT -- CRIMINAL FILINGS AND DISPOSITIONS BY CLASS OF CHARGE\***

**TABLE SC-26  
(con't.)**

	FILINGS							DISPOSITIONS						
	1980	1981	1982	1983	1984	1985	1986	1980	1981	1982	1983	1984	1985	1986
<b>HANCOCK</b>														
A	24	14	11	6	15	23	10	4	23	8	10	11	20	16
B	41	37	25	33	48	38	28	33	44	26	34	23	41	49
C	44	57	60	67	86	90	68	41	52	53	63	46	102	96
D	16	33	50	70	47	36	38	35	25	30	68	54	43	47
E	9	10	24	11	12	7	17	9	10	16	16	13	11	15
TITLE 29	74	60	74	43	37	41	52	72	63	48	76	24	61	49
OTHER	22	19	11	14	25	22	20	23	16	9	17	22	25	27
<b>TOTAL</b>	<b>230</b>	<b>230</b>	<b>255</b>	<b>244</b>	<b>270</b>	<b>257</b>	<b>233</b>	<b>217</b>	<b>233</b>	<b>190</b>	<b>284</b>	<b>193</b>	<b>303</b>	<b>299</b>
<b>KENNEBEC</b>														
A	29	37	53	53	59	62	75	31	24	38	64	56	61	63
B	69	61	106	99	94	81	67	70	72	79	131	97	67	70
C	148	126	160	124	117	143	126	131	147	131	165	114	134	132
D	154	112	181	164	148	176	143	186	132	142	180	167	153	147
E	56	46	73	65	70	61	64	54	45	64	66	78	54	72
TITLE 29	205	249	299	238	214	244	216	212	222	283	239	250	234	189
OTHER	99	100	112	106	89	140	107	98	111	88	119	81	114	115
<b>TOTAL</b>	<b>760</b>	<b>731</b>	<b>984</b>	<b>849</b>	<b>791</b>	<b>907</b>	<b>798</b>	<b>782</b>	<b>753</b>	<b>825</b>	<b>964</b>	<b>843</b>	<b>817</b>	<b>788</b>

\*-Includes cases filed and refiled.

-Cases counted by defendant.

SUPERIOR COURT -- CRIMINAL FILINGS AND DISPOSITIONS BY CLASS OF CHARGE\*

TABLE SC-26  
(con't.)

	FILINGS							DISPOSITIONS						
	1980	1981	1982	1983	1984	1985	1986	1980	1981	1982	1983	1984	1985	1986
<b>KNOX</b>														
A	11	14	5	11	10	9	11	16	11	7	12	10	11	10
B	28	24	26	28	25	27	15	31	23	28	33	18	12	28
C	61	58	65	50	60	57	55	43	58	52	57	42	70	49
D	63	46	58	75	86	115	106	48	65	54	61	84	84	115
E	25	23	28	41	59	72	61	29	18	23	41	47	67	44
TITLE 29	166	169	168	189	295	291	266	163	182	132	148	248	294	261
OTHER	30	38	35	44	55	79	66	25	33	37	34	64	57	67
TOTAL	384	372	385	438	590	650	580	355	390	333	386	513	595	574
	1980	1981	1982	1983	1984	1985	1986	1980	1981	1982	1983	1984	1985	1986
<b>LINCOLN</b>														
A	3	9	5	11	20	24	20	3	7	6	4	15	20	20
B	17	24	24	40	11	17	30	12	28	20	19	36	15	26
C	24	26	35	66	54	58	67	24	21	25	44	52	65	64
D	25	35	104	133	73	75	156	17	27	49	99	112	95	131
E	8	16	35	42	36	31	68	13	16	17	34	35	38	66
TITLE 29	146	171	64	60	125	155	277	142	165	65	33	92	149	271
OTHER	5	3	11	9	2	3	18	6	2	9	6	6	1	14
TOTAL	228	284	278	361	321	363	636	217	266	191	239	348	383	592

- 127 -

\*-Includes cases filed and refiled.

-Cases counted by defendant.

-Approximately 200 of Lincoln's 636 criminal filings in 1986 were change of venue cases from Sagadahoc.

**SUPERIOR COURT -- CRIMINAL FILINGS AND DISPOSITIONS BY CLASS OF CHARGE\***

TABLE SC-26  
(con't.)

	FILINGS							DISPOSITIONS						
	1980	1981	1982	1983	1984	1985	1986	1980	1981	1982	1983	1984	1985	1986
<b>OXFORD</b>														
A	16	13	21	20	19	33	17	22	8	18	10	28	21	33
B	52	53	77	49	32	61	40	39	54	52	55	37	58	48
C	49	71	84	90	51	84	104	57	59	60	68	82	76	106
D	34	26	104	56	30	85	83	23	29	56	71	44	67	99
E	27	31	71	48	28	24	42	15	36	29	58	46	29	39
TITLE 29	138	111	89	70	85	151	106	136	112	103	49	84	129	160
OTHER	16	14	19	36	34	55	47	14	11	15	29	34	44	50
TOTAL	332	319	465	369	279	493	439	306	309	333	340	355	424	535
	1980	1981	1982	1983	1984	1985	1986	1980	1981	1982	1983	1984	1985	1986
<b>PENOBSCOT</b>														
A	43	27	39	43	51	53	53	37	29	39	42	54	45	55
B	82	82	86	55	92	81	66	85	90	83	68	99	68	66
C	215	253	223	284	213	218	257	173	221	230	273	274	208	218
D	125	75	157	129	148	164	171	141	94	148	122	159	131	185
E	89	66	94	75	74	83	97	95	80	100	53	83	65	104
TITLE 29	262	156	105	143	99	166	221	278	196	125	136	128	120	215
OTHER	45	51	58	62	35	93	85	68	42	54	65	44	82	77
TOTAL	861	710	762	791	712	858	950	877	752	779	759	841	719	920

\*-Includes cases filed and refiled.  
-Cases counted by defendant.

**SUPERIOR COURT – CRIMINAL FILINGS AND DISPOSITIONS BY CLASS OF CHARGE\***

**TABLE SC-26  
(con't.)**

	FILINGS							DISPOSITIONS						
	1980	1981	1982	1983	1984	1985	1986	1980	1981	1982	1983	1984	1985	1986
<b>PISCATAQUIS</b>														
A	6	4	3	7	4	4	5	5	3	7	5	7	5	2
B	22	13	16	14	9	11	10	12	13	12	15	11	16	11
C	33	23	43	25	31	19	32	17	32	36	26	17	33	32
D	18	11	38	42	29	54	37	22	12	41	22	21	65	44
E	13	14	16	6	26	29	34	4	21	16	11	9	39	30
TITLE 29	34	35	16	24	6	8	25	16	43	24	15	17	11	11
OTHER	9	13	20	16	5	3	0	9	17	12	19	13	6	2
<b>TOTAL</b>	<b>135</b>	<b>113</b>	<b>152</b>	<b>134</b>	<b>110</b>	<b>128</b>	<b>143</b>	<b>85</b>	<b>141</b>	<b>148</b>	<b>113</b>	<b>95</b>	<b>175</b>	<b>132</b>
<b>SAGADAHOC</b>														
A	3	8	7	5	20	12	15	3	10	3	6	14	14	14
B	26	35	30	25	18	46	34	16	37	24	24	25	24	53
C	51	30	41	31	58	63	67	39	35	23	30	63	56	77
D	41	31	38	57	51	71	91	35	33	36	35	65	53	90
E	20	15	23	28	32	37	52	16	17	14	23	34	34	54
TITLE 29	166	130	111	138	121	179	154	133	128	101	70	161	174	173
OTHER	9	9	14	16	5	4	7	9	12	9	12	15	2	7
<b>TOTAL</b>	<b>316</b>	<b>258</b>	<b>264</b>	<b>300</b>	<b>305</b>	<b>412</b>	<b>420</b>	<b>251</b>	<b>272</b>	<b>210</b>	<b>200</b>	<b>377</b>	<b>357</b>	<b>468</b>

- 129 -

\*-Includes cases filed and refiled.

-Cases counted by defendant.

-Approximately 200 of Sagadahoc's 468 criminal dispositions in 1986 were disposed via venue change to Lincoln.

**SUPERIOR COURT -- CRIMINAL FILINGS AND DISPOSITIONS BY CLASS OF CHARGE\***

**TABLE SC-26  
(con't.)**

	FILINGS							DISPOSITIONS						
	1980	1981	1982	1983	1984	1985	1986	1980	1981	1982	1983	1984	1985	1986
<b>SOMERSET</b>														
A	21	20	14	32	23	26	27	14	22	12	30	23	18	21
B	49	52	41	49	36	43	24	55	59	36	48	38	36	29
C	86	62	63	98	74	85	50	79	69	56	95	68	81	50
D	162	130	133	137	171	170	184	208	118	111	154	144	169	156
E	91	108	84	74	92	72	68	102	94	74	87	84	74	53
TITLE 29	482	546	318	319	313	348	417	518	510	300	347	292	320	308
OTHER	102	99	116	108	96	88	108	80	102	121	102	97	65	98
<b>TOTAL</b>	<b>993</b>	<b>1017</b>	<b>769</b>	<b>817</b>	<b>805</b>	<b>832</b>	<b>878</b>	<b>1056</b>	<b>974</b>	<b>710</b>	<b>863</b>	<b>746</b>	<b>763</b>	<b>715</b>
	1980	1981	1982	1983	1984	1985	1986	1980	1981	1982	1983	1984	1985	1986
<b>WALDO</b>														
A	6	12	7	15	20	14	15	8	5	15	10	12	13	21
B	19	40	19	19	16	17	19	35	30	28	18	15	18	15
C	38	47	40	61	59	35	61	51	48	32	41	60	45	53
D	18	29	63	36	45	34	48	37	33	33	48	55	26	55
E	8	17	20	60	36	18	37	11	13	16	36	60	21	30
TITLE 29	42	51	69	67	60	109	126	44	58	45	49	100	61	132
OTHER	9	23	18	10	12	21	16	13	20	17	14	7	12	28
<b>TOTAL</b>	<b>140</b>	<b>219</b>	<b>236</b>	<b>268</b>	<b>248</b>	<b>248</b>	<b>322</b>	<b>199</b>	<b>207</b>	<b>186</b>	<b>216</b>	<b>309</b>	<b>196</b>	<b>334</b>

\*-Includes cases filed and refiled.

-Cases counted by defendant.

**SUPERIOR COURT -- CRIMINAL FILINGS AND DISPOSITIONS BY CLASS OF CHARGE\***

TABLE SC-26  
(con't.)

	FILINGS							DISPOSITIONS						
	1980	1981	1982	1983	1984	1985	1986	1980	1981	1982	1983	1984	1985	1986
<b>WASHINGTON</b>														
A	17	15	15	18	13	28	17	26	9	13	14	10	26	12
B	39	53	31	37	26	27	26	64	36	35	38	24	26	26
C	47	86	65	93	96	84	71	48	76	52	88	76	98	61
D	32	27	26	59	68	73	103	44	29	21	56	52	74	61
E	17	10	15	16	36	21	19	17	14	8	20	32	23	17
TITLE 29	46	42	30	76	31	17	20	74	36	24	72	47	16	18
OTHER	10	33	19	32	27	45	29	20	23	18	31	32	34	19
<b>TOTAL</b>	<b>208</b>	<b>266</b>	<b>201</b>	<b>331</b>	<b>297</b>	<b>295</b>	<b>285</b>	<b>293</b>	<b>223</b>	<b>171</b>	<b>319</b>	<b>273</b>	<b>297</b>	<b>214</b>
	1980	1981	1982	1983	1984	1985	1986	1980	1981	1982	1983	1984	1985	1986
<b>YORK</b>														
A	18	63	49	26	70	76	82	21	41	43	39	53	64	72
B	140	152	237	167	107	164	170	116	155	149	202	142	115	112
C	149	235	270	183	108	218	224	133	195	191	212	175	145	167
D	179	180	236	179	143	199	303	204	161	187	228	167	156	232
E	101	85	87	70	67	94	147	121	75	78	80	82	72	119
TITLE 29	529	479	243	296	272	458	644	548	434	297	294	319	352	502
OTHER	44	66	60	72	81	102	102	53	56	57	68	80	86	96
<b>TOTAL</b>	<b>1160</b>	<b>1260</b>	<b>1182</b>	<b>993</b>	<b>848</b>	<b>1311</b>	<b>1672</b>	<b>1196</b>	<b>1117</b>	<b>1002</b>	<b>1123</b>	<b>1018</b>	<b>990</b>	<b>1300</b>

\*-Includes cases filed and refiled.

-Cases counted by defendant.

**SUPERIOR COURT - CRIMINAL FILINGS  
BY TYPE OF RECORDING METHOD\* - 1986**

TABLE SC-27

COURT	COUNTED BY DOCKET NUMBER	COUNTED BY DEFENDANT	% INCREASE IN FILINGS WHEN COUNTED BY DEFENDANT
ANDROSCOGGIN	778	817	5.0
AROOSTOOK	368	368	0.0
CUMBERLAND	2,288	2,354	2.9
FRANKLIN	484	507	4.8
HANCOCK	222	233	5.0
KENNEBEC	783	798	1.9
KNOX	578	580	0.3
LINCOLN	615	636	3.4
OXFORD	423	439	3.8
PENOBSCOT	950	950	0.0
PISCATAQUIS	143	143	0.0
SAGADAHOC	400	420	5.0
SOMERSET	878	878	0.0
WALDO	321	322	0.3
WASHINGTON	272	285	4.8
YORK	1,591	1,672	5.1
STATE TOTAL	11,094	11,402	2.8

\*-Includes cases filed and refiled.

**SUPERIOR COURT - CRIMINAL PENDING CASELOAD\*  
AND OUTSTANDING WARRANTS OF ARREST**

TABLE SC-28

COURT	NO. OF PENDING CASES					NO. OF OUTSTANDING WARRANTS					% OF PENDING CASES FOR WHICH COURT MAY NOT BE RESPONSIBLE				
	1982	1983	1984	1985	1986	1982	1983	1984	1985	1986	1982	1983	1984	1985	1986
ANDR	560	518	555	628	647	142	139	166	211	296	25.4	26.8	29.9	33.6	45.7
AROO	389	319	239	261	257	102	102	113	83	102	26.2	32.0	47.3	31.8	39.7
CUMB	1261	1150	1106	1456	1562	347	420	459	442	388	27.5	36.5	41.5	30.4	24.8
FRAN	232	203	254	271	198	12	35	49	52	40	5.2	17.2	19.3	19.2	20.2
HANC	225	185	262	216	150	61	58	66	57	52	27.1	31.4	25.2	26.4	34.7
KENN	596	481	429	519	529	135	85	32	103	109	22.7	17.7	7.5	19.8	20.6
KNOX	227	279	356	411	417	73	79	103	102	130	32.2	28.3	28.9	24.8	31.2
LINC	187	309	282	262	306	26	28	53	52	73	13.9	9.1	18.8	19.8	23.9
OXFO	338	367	291	360	264	92	100	119	125	116	27.2	27.2	40.9	34.7	43.9
PENO	381	413	284	423	453	132	106	80	94	125	34.6	25.7	28.2	22.2	27.6
PISC	99	120	135	88	99	19	17	19	21	24	19.2	14.2	14.1	23.9	24.2
SAGA	166	266	194	249	201	14	28	42	44	46	8.4	10.5	21.6	17.7	22.9
SOME	401	355	414	483	646	165	198	217	239	254	41.1	55.8	52.4	49.5	39.3
WALD	178	230	169	221	209	56	68	76	75	65	31.5	29.6	45.0	33.9	31.1
WASH	214	226	250	248	319	72	90	91	94	97	33.6	39.8	36.4	37.9	30.4
YORK	854	724	554	875	1247	232	184	220	180	249	27.2	25.4	39.7	20.6	20.0
TOTAL	6308	6145	5774	6971	7504	1680	1737	1905	1974	2166	26.6	28.3	33.0	28.3	28.9

\*-Number of Pending cases - counted by defendant, as of December 31st.

-Number of Outstanding warrants for disposed cases for which there are outstanding fines, as of December 15th.

-See Page 53 for more detailed explanation of this table.



**CRIMINAL DISPOSITIONS BY TYPE OF CASE\* - 1986**

TABLE SC-29

STATE TOTAL TYPE OF CASE	CONVICTED		ACQUITTED		DISMISSED**		OTHER		TOTAL	
	#	%	#	%	#	%	#	%	#	%
BAIL REVIEW	0	0.0	0	0.0	8	2.8	281	97.2	289	100.0
TRANSFER	2,811	52.3	115	2.1	2,037	37.9	415	7.7	5,378	100.0
APPEAL	6	3.6	0	0.0	29	17.2	134	79.3	169	100.0
BOUND OVER	130	41.4	2	0.6	167	53.2	15	4.8	314	100.0
INDICTMENT	2,248	73.1	82	2.7	659	21.4	88	2.9	3,077	100.0
INFORMATION	735	94.6	0	0.0	37	4.8	5	0.6	777	100.0
JUVENILE APPEAL	0	0.0	0	0.0	2	25.0	6	75.0	8	100.0
OTHER	139	37.7	2	0.5	96	26.0	132	35.8	369	100.0
REFIL-PROB.REVOC.	0	0.0	0	0.0	39	9.0	393	91.0	432	100.0
REFILING-NEW TRIAL	20	47.6	4	9.5	17	40.5	1	2.4	42	100.0
<b>TOTAL</b>	<b>6,089</b>	<b>56.1</b>	<b>205</b>	<b>1.9</b>	<b>3,091</b>	<b>28.5</b>	<b>1,470</b>	<b>13.5</b>	<b>10,855</b>	<b>100.0</b>

- 134 -

**CRIMINAL DISPOSITIONS BY CLASS OF CHARGE\* - 1986**

CLASS OF CHARGE	CONVICTED		ACQUITTED		DISMISSED**		OTHER		TOTAL	
	#	%	#	%	#	%	#	%	#	%
A	313	61.8	28	5.5	139	27.4	27	5.3	507	100.0
B	612	69.1	18	2.0	228	25.7	28	3.2	886	100.0
C	1,506	74.2	39	1.9	431	21.2	53	2.6	2,029	100.0
D	1,340	54.1	52	2.1	890	35.9	197	7.9	2,479	100.0
E	602	52.5	10	0.8	427	37.2	108	9.4	1,147	100.0
TITLE 29	1,638	58.4	53	1.9	862	30.7	252	9.0	2,805	100.0
OTHER	78	7.8	5	0.5	114	11.4	805	80.3	1,002	100.0
<b>TOTAL</b>	<b>6,089</b>	<b>56.1</b>	<b>205</b>	<b>1.9</b>	<b>3,091</b>	<b>28.4</b>	<b>1,470</b>	<b>13.5</b>	<b>10,855</b>	<b>100.0</b>

\*-Includes cases filed and refilled.

-Cases counted by defendant.

-Percentages may not total 100.0 due to rounding.

-See footnote to Table SC-24 for caveat concerning boundover case statistics.

\*\*-Dismissed by court or D.A.

SUPERIOR COURT - CRIMINAL DISPOSITIONS BY TYPE OF DISPOSITION\*

TABLE SC-30

TYPE OF DISPOSITION	1983	1983	1984	1984	1985	1985	1986	1986
	# DIS- POSED	% OF DISPO- SITIONS	# DIS- POSED	% OF DISPO- SITIONS	# DIS- POSED	% OF DISPO- SITIONS	# DIS- POSED	% OF DISPO- SITIONS
<b>STATE TOTAL</b>								
DISTRICT COURT BAIL REVISED	119	1.2	145	1.6	195	2.0	210	1.9
DISTRICT COURT BAIL AFFIRMED	39	0.4	44	0.5	52	0.5	59	0.5
DISMISSED BY COURT	223	2.3	152	1.6	122	1.3	178	1.6
DISMISSED BY D.A. RULE 48(a)	3,021	31.2	2,626	28.1	2,649	27.4	2,913	26.8
FILED CASE	135	1.4	168	1.8	123	1.3	140	1.3
JUVENILE APPEAL DISPOSITIONS	5	0.1	12	0.1	5	0.1	3	0.0
NOT GUILTY, REASON OF INSANITY	3	0.0	14	0.1 (a)	7	0.1	2	0.0
PROBATION REVOKED	116	1.2	152	1.6	230	2.4	325	3.0
CONVICTED-PLEA	4,993	51.5	4,989	53.4	5,145	53.3	5,665	52.2
CONVICTED-JURY TRIAL	286	3.0	278	3.0	310	3.2	297	2.7
CONVICTED-JURY WAIVED TRIAL	125	1.3	131	1.4	130	1.3	127	1.2
ACQUITTED-JURY TRIAL	120	1.2	134	1.4	140	1.4	166	1.5
ACQUITTED-JURY WAIVED TRIAL	37	0.4	47	0.5	56	0.6	39	0.4
MISTRIAL	22	0.2	17	0.2	21	0.2	15	0.1
OTHER	447	4.6	441	4.7	471	4.9	716	6.6
<b>TOTAL</b>	<b>9,691</b>	<b>100.0</b>	<b>9,350</b>	<b>100.0</b>	<b>9,656</b>	<b>100.0</b>	<b>10,855</b>	<b>100.0</b>

- \* - Includes the disposition of cases filed and refiled.
  - Cases counted by defendant.
  - Percentages may not total 100.0 due to rounding.
  - Types of dispositions are defined on Page 151 of this report.
- (a) 8 cases involved one Kennebec defendant.

**SUPERIOR COURT - CRIMINAL DISPOSITIONS BY TYPE OF DISPOSITION\***

TABLE SC-30  
(con't.)

TYPE OF DISPOSITION	1983	1983	1984	1984	1985	1985	1986	1986
	# DIS- POSED	DISPO- SITIONS % OF	# DIS- POSED	DISPO- SITIONS % OF	# DIS- POSED	DISPO- SITIONS % OF	# DIS- POSED	DISPO- SITIONS % OF
<b>ANDROSCOGGIN</b>								
DISTRICT COURT BAIL REVISED	2	0.3	8	1.1	13	1.7	2	0.3
DISTRICT COURT BAIL AFFIRMED	1	0.1	2	0.3	4	0.5	1	0.1
DISMISSED BY COURT	10	1.4	8	1.1	10	1.3	21	2.6
DISMISSED BY D.A. RULE 48(a)	203	27.6	209	29.6	150	19.7	160	20.1
FILED CASE	10	1.4	29	4.1	26	3.4	30	3.8
JUVENILE APPEAL DISPOSITIONS	0	0.0	0	0.0	0	0.0	0	0.0
NOT GUILTY, REASON OF INSANITY	0	0.0	0	0.0	2	0.3	0	0.0
PROBATION REVOKED	10	1.4	18	2.5	39	5.1	55	6.9
CONVICTED-PLEA	428	58.2	365	51.6	444	58.3	450	56.4
CONVICTED-JURY TRIAL	28	3.8	21	3.0	21	2.8	19	2.4
CONVICTED-JURY WAIVED TRIAL	9	1.2	2	0.3	5	0.7	5	0.6
ACQUITTED-JURY TRIAL	7	1.0	9	1.3	9	1.2	13	1.6
ACQUITTED-JURY WAIVED TRIAL	3	0.4	0	0.0	1	0.1	1	0.1
MISTRIAL	1	0.1	2	0.3	2	0.3	1	0.1
OTHER	23	3.1	34	4.8	35	4.6	40	5.0
TOTAL	735	100.0	707	100.0	761	100.0	798	100.0
<b>AROOSTOOK</b>								
DISTRICT COURT BAIL REVISED	10	1.5	13	2.7	15	3.7	8	2.2
DISTRICT COURT BAIL AFFIRMED	5	0.8	3	0.6	4	1.0	5	1.3
DISMISSED BY COURT	11	1.7	19	3.9	10	2.5	20	5.4
DISMISSED BY D.A. RULE 48(a)	203	31.0	114	23.4	112	27.7	66	17.7
FILED CASE	19	2.9	14	2.9	8	2.0	15	4.0
JUVENILE APPEAL DISPOSITIONS	0	0.0	0	0.0	0	0.0	0	0.0
NOT GUILTY, REASON OF INSANITY	0	0.0	0	0.0	0	0.0	0	0.0
PROBATION REVOKED	6	0.9	15	3.1	9	2.2	10	2.7
CONVICTED-PLEA	323	49.3	232	47.5	193	47.7	188	50.5
CONVICTED-JURY TRIAL	19	2.9	29	5.9	23	5.7	32	8.6
CONVICTED-JURY WAIVED TRIAL	7	1.1	9	1.8	10	2.5	7	1.9
ACQUITTED-JURY TRIAL	9	1.4	18	3.7	11	2.7	9	2.4
ACQUITTED-JURY WAIVED TRIAL	0	0.0	1	0.2	2	0.5	0	0.0
MISTRIAL	1	0.2	0	0.0	0	0.0	1	0.3
OTHER	42	6.4	21	4.3	8	2.0	11	3.0
TOTAL	655	100.0	488	100.0	405	100.0	372	100.0

\* - Includes the disposition of cases filed and refiled.  
 - Cases counted by defendant.  
 - Percentages may not total 100.0 due to rounding.  
 - Types of dispositions are defined on Page 151 of this report.

## SUPERIOR COURT - CRIMINAL DISPOSITIONS BY TYPE OF DISPOSITION\*

TABLE SC-30  
(con't.)

TYPE OF DISPOSITION	1983	1983	1984	1984	1985	1985	1986	1986
	# DIS- POSED	% OF DISPO- SITIONS	# DIS- POSED	% OF DISPO- SITIONS	# DIS- POSED	% OF DISPO- SITIONS	# DIS- POSED	% OF DISPO- SITIONS
<b>CUMBERLAND</b>								
DISTRICT COURT BAIL REVISED	26	1.3	50	2.7	62	3.2	74	3.3
DISTRICT COURT BAIL AFFIRMED	7	0.3	14	0.7	12	0.6	16	0.7
DISMISSED BY COURT	7	0.3	19	1.0	18	0.9	33	1.5
DISMISSED BY D.A. RULE 48(a)	799	39.1	609	32.6	618	31.7	749	33.3
FILED CASE	2	0.1	3	0.2	3	0.2	5	0.2
JUVENILE APPEAL DISPOSITIONS	0	0.0	1	0.1	0	0.0	0	0.0
NOT GUILTY, REASON OF INSANITY	0	0.0	0	0.0	2	0.1	0	0.0
PROBATION REVOKED	30	1.5	21	1.1	59	3.0	92	4.1
CONVICTED-PLEA	1,016	49.7	1,011	54.1	1,031	52.8	1,153	51.3
CONVICTED-JURY TRIAL	40	2.0	28	1.5	38	1.9	24	1.1
CONVICTED-JURY WAIVED TRIAL	16	0.8	13	0.7	19	1.0	18	0.8
ACQUITTED-JURY TRIAL	19	0.9	22	1.2	20	1.0	24	1.1
ACQUITTED-JURY WAIVED TRIAL	2	0.1	7	0.4	3	0.2	3	0.1
MISTRIAL	1	0.0	0	0.0	2	0.1	1	0.0
OTHER	78	3.8	71	3.8	65	3.3	56	2.5
TOTAL	2,043	100.0	1,869	100.0	1,952	100.0	2,248	100.0
<b>FRANKLIN</b>								
DISTRICT COURT BAIL REVISED	17	3.7	5	1.3	6	1.1	14	2.4
DISTRICT COURT BAIL AFFIRMED	0	0.0	0	0.0	1	0.2	0	0.0
DISMISSED BY COURT	10	2.2	5	1.3	5	0.9	6	1.0
DISMISSED BY D.A. RULE 48(a)	145	31.7	108	28.1	187	35.5	160	27.6
FILED CASE	30	6.6	38	9.9	31	5.9	40	6.9
JUVENILE APPEAL DISPOSITIONS	0	0.0	2	0.5	0	0.0	0	0.0
NOT GUILTY, REASON OF INSANITY	0	0.0	0	0.0	0	0.0	0	0.0
PROBATION REVOKED	0	0.0	3	0.8	0	0.0	3	0.5
CONVICTED-PLEA	217	47.5	197	51.2	251	47.6	326	56.2
CONVICTED-JURY TRIAL	7	1.5	8	2.1	15	2.8	7	1.2
CONVICTED-JURY WAIVED TRIAL	4	0.9	0	0.0	2	0.4	2	0.3
ACQUITTED-JURY TRIAL	4	0.9	9	2.3	3	0.6	6	1.0
ACQUITTED-JURY WAIVED TRIAL	4	0.9	2	0.5	3	0.6	0	0.0
MISTRIAL	2	0.4	1	0.3	3	0.6	2	0.3
OTHER	17	3.7	7	1.8	20	3.8	14	2.4
TOTAL	457	100.0	385	100.0	527	100.0	580	100.0

- \* - Includes the disposition of cases filed and refilled.
- Cases counted by defendant.
- Percentages may not total 100.0 due to rounding
- Types of dispositions are defined on Page 151 of this report.

SUPERIOR COURT - CRIMINAL DISPOSITIONS BY TYPE OF DISPOSITION\*

TABLE SC-30  
(con't.)

TYPE OF DISPOSITION	1983	1983	1984	1984	1985	1985	1986	1986
	# DIS- POSED	% OF DISPO- SITIONS	# DIS- POSED	% OF DISPO- SITIONS	# DIS- POSED	% OF DISPO- SITIONS	# DIS- POSED	% OF DISPO- SITIONS
<b>HANCOCK</b>								
DISTRICT COURT BAIL REVISED	0	0.0	0	0.0	0	0.0	2	0.7
DISTRICT COURT BAIL AFFIRMED	0	0.0	1	0.5	0	0.0	1	0.3
DISMISSED BY COURT	4	1.4	3	1.6	0	0.0	0	0.0
DISMISSED BY D.A RULE 48(a)	82	28.9	51	26.4	92	30.4	97	32.4
FILED CASE	6	2.1	11	5.7	2	0.7	1	0.3
JUVENILE APPEAL DISPOSITIONS	1	0.4	0	0.0	0	0.0	0	0.0
NOT GUILTY, REASON OF INSANITY	0	0.0	0	0.0	0	0.0	0	0.0
PROBATION REVOKED	2	0.7	5	2.6	8	2.6	5	1.7
CONVICTED-PLEA	157	55.3	88	45.6	157	51.8	160	53.5
CONVICTED-JURY TRIAL	9	3.2	14	7.3	16	5.3	6	2.0
CONVICTED-JURY WAIVED TRIAL	4	1.4	2	1.0	6	2.0	7	2.3
ACQUITTED-JURY TRIAL	7	2.5	0	0.0	5	1.7	6	2.0
ACQUITTED-JURY WAIVED TRIAL	2	0.7	1	0.5	2	0.7	1	0.3
MISTRIAL	0	0.0	2	1.0	0	0.0	0	0.0
OTHER	10	3.5	15	7.8	15	5.0	13	4.3
TOTAL	284	100.0	193	100.0	303	100.0	299	100.0
<b>KENNEBEC</b>								
DISTRICT COURT BAIL REVISED	19	2.0	16	1.9	30	3.7	28	3.6
DISTRICT COURT BAIL AFFIRMED	14	1.5	10	1.2	11	1.3	13	1.6
DISMISSED BY COURT	98	10.2	4	0.5	7	0.9	7	0.9
DISMISSED BY D.A RULE 48(a)	156	16.2	151	17.9	132	16.2	121	15.4
FILED CASE	26	2.7	18	2.1	9	1.1	17	2.2
JUVENILE APPEAL DISPOSITIONS	1	0.1	1	0.1	3	0.4	0	0.0
NOT GUILTY, REASON OF INSANITY	1	0.1	13	1.5	2	0.2	2	0.3
PROBATION REVOKED	22	2.3	20	2.4	33	4.0	44	5.6
CONVICTED-PLEA	504	52.3	492	58.4	489	59.9	423	53.7
CONVICTED-JURY TRIAL	31	3.2	30	3.6	19	2.3	40	5.1
CONVICTED-JURY WAIVED TRIAL	10	1.0	16	1.9	13	1.6	6	0.8
ACQUITTED-JURY TRIAL	16	1.7	9	1.1	15	1.8	17	2.2
ACQUITTED-JURY WAIVED TRIAL	4	0.4	5	0.6	3	0.4	5	0.6
MISTRIAL	2	0.2	3	0.4	1	0.1	2	0.3
OTHER	60	6.2	55	6.5	50	6.1	63	8.0
TOTAL	964	100.0	843	100.0	817	100.0	788	100.0

- \* - Includes the disposition of cases filed and refiled.
- Cases counted by defendant.
- Percentages may not total 100.0 due to rounding.
- Types of dispositions are defined on Page 151 of this report.

## SUPERIOR COURT - CRIMINAL DISPOSITIONS BY TYPE OF DISPOSITION\*

TABLE SC-30  
(con't.)

TYPE OF DISPOSITION	1983	1983	1984	1984	1985	1985	1986	1986
	# DIS- POSED	DISPO- SITIONS % OF	# DIS- POSED	DISPO- SITIONS % OF	# DIS- POSED	DISPO- SITIONS % OF	# DIS- POSED	DISPO- SITIONS % OF
<b>KNOX</b>								
DISTRICT COURT BAIL REVISED	4	1.0	3	0.6	5	0.8	0	0.0
DISTRICT COURT BAIL AFFIRMED	1	0.3	1	0.2	2	0.3	1	0.2
DISMISSED BY COURT	26	6.7	14	2.7	8	1.3	17	3.0
DISMISSED BY D.A RULE 48(a)	75	19.4	121	23.6	138	23.2	123	21.4
FILED CASE	1	0.3	1	0.2	0	0.0	0	0.0
JUVENILE APPEAL DISPOSITIONS	0	0.0	0	0.0	1	0.2	0	0.0
NOT GUILTY, REASON OF INSANITY	0	0.0	0	0.0	0	0.0	0	0.0
PROBATION REVOKED	0	0.0	11	2.1	8	1.3	6	1.0
CONVICTED-PLEA	243	63.0	332	64.7	406	68.2	387	67.4
CONVICTED-JURY TRIAL	10	2.6	3	0.6	10	1.7	8	1.4
CONVICTED-JURY WAIVED TRIAL	7	1.8	4	0.8	3	0.5	7	1.2
ACQUITTED-JURY TRIAL	3	0.8	1	0.2	2	0.3	4	0.7
ACQUITTED-JURY WAIVED TRIAL	2	0.5	2	0.4	0	0.0	2	0.3
MISTRIAL	0	0.0	2	0.4	0	0.0	1	0.2
OTHER	14	3.6	18	3.5	12	2.0	18	3.1
TOTAL	386	100.0	513	100.0	595	100.0	574	100.0
<b>LINCOLN</b>								
DISTRICT COURT BAIL REVISED	0	0.0	0	0.0	4	1.0	2	0.3
DISTRICT COURT BAIL AFFIRMED	1	0.4	2	0.6	1	0.3	2	0.3
DISMISSED BY COURT	0	0.0	8	2.3	7	1.8	9	1.5
DISMISSED BY D.A RULE 48(a)	54	22.6	126	36.2	105	27.4	167	28.2
FILED CASE	0	0.0	0	0.0	0	0.0	0	0.0
JUVENILE APPEAL DISPOSITIONS	0	0.0	0	0.0	1	0.3	0	0.0
NOT GUILTY, REASON OF INSANITY	0	0.0	0	0.0	0	0.0	0	0.0
PROBATION REVOKED	1	0.4	0	0.0	0	0.0	5	0.8
CONVICTED-PLEA	162	67.8	186	53.4	201	52.5	357	60.3
CONVICTED-JURY TRIAL	6	2.5	4	1.1	12	3.1	12	2.0
CONVICTED-JURY WAIVED TRIAL	1	0.4	5	1.4	9	2.3	13	2.2
ACQUITTED-JURY TRIAL	2	0.8	10	2.9	9	2.3	11	1.9
ACQUITTED-JURY WAIVED TRIAL	0	0.0	2	0.6	8	2.1	1	0.2
MISTRIAL	0	0.0	0	0.0	0	0.0	0	0.0
OTHER	12	5.0	5	1.4	26	6.8	13	2.2
TOTAL	239	100.0	348	100.0	383	100.0	592	100.0

\*Includes the disposition of cases filed and refiled.

- Cases counted by defendant.

- Percentages may not total 100.0 due to rounding.

- Types of dispositions are defined on Page 151 of this report.

SUPERIOR COURT - CRIMINAL DISPOSITIONS BY TYPE OF DISPOSITION\*

TABLE SC-30  
(con't.)

TYPE OF DISPOSITION	1983	1983	1984	1984	1985	1985	1986	1986
	# DIS- POSED	% OF DISPO- SITIONS	# DIS- POSED	% OF DISPO- SITIONS	# DIS- POSED	% OF DISPO- SITIONS	# DIS- POSED	% OF DISPO- SITIONS
<b>OXFORD</b>								
	4	1.2	10	2.8	11	2.6	6	1.1
DISTRICT COURT BAIL AFFIRMED	1	0.3	0	0.0	1	0.2	2	0.4
DISMISSED BY COURT	20	5.9	16	4.5	16	3.8	22	4.1
DISMISSED BY D.A RULE 48(a)	77	22.6	81	22.8	126	29.7	165	30.8
FILED CASE	7	2.1	10	2.8	10	2.4	23	4.3
JUVENILE APPEAL DISPOSITIONS	0	0.0	0	0.0	0	0.0	0	0.0
NOT GUILTY, REASON OF INSANITY	0	0.0	0	0.0	0	0.0	0	0.0
PROBATION REVOKED	8	2.4	5	1.4	10	2.4	21	3.9
CONVICTED-PLEA	169	49.7	178	50.1	203	47.9	233	43.6
CONVICTED-JURY TRIAL	21	6.2	19	5.4	12	2.8	13	2.4
CONVICTED-JURY WAIVED TRIAL	12	3.5	11	3.1	2	0.5	17	3.2
ACQUITTED-JURY TRIAL	10	2.9	8	2.3	13	3.1	14	2.6
ACQUITTED-JURY WAIVED TRIAL	2	0.6	1	0.3	4	0.9	3	0.6
MISTRIAL	0	0.0	0	0.0	1	0.2	1	0.2
OTHER	9	2.6	16	4.5	15	3.5	15	2.8
TOTAL	340	100.0	355	100.0	424	100.0	535	100.0
<b>PENOBSCOT</b>								
DISTRICT COURT BAIL REVISED	2	0.3	1	0.1	16	2.2	20	2.2
DISTRICT COURT BAIL AFFIRMED	3	0.4	6	0.7	5	0.7	2	0.2
DISMISSED BY COURT	14	1.8	18	2.1	8	1.1	13	1.4
DISMISSED BY D.A RULE 48(a)	215	28.3	175	20.8	172	23.9	196	21.3
FILED CASE	1	0.1	0	0.0	0	0.0	0	0.0
JUVENILE APPEAL DISPOSITIONS	1	0.1	4	0.5	0	0.0	0	0.0
NOT GUILTY, REASON OF INSANITY	0	0.0	0	0.0	0	0.0	0	0.0
PROBATION REVOKED	12	1.6	13	1.5	25	3.5	23	2.5
CONVICTED-PLEA	373	49.1	510	60.6	374	52.0	500	54.3
CONVICTED-JURY TRIAL	49	6.5	44	5.2	46	6.4	59	6.4
CONVICTED-JURY WAIVED TRIAL	12	1.6	10	1.2	11	1.5	15	1.6
ACQUITTED-JURY TRIAL	10	1.3	16	1.9	13	1.8	17	1.8
ACQUITTED-JURY WAIVED TRIAL	3	0.4	4	0.5	7	1.0	10	1.1
MISTRIAL	2	0.3	2	0.2	3	0.4	4	0.4
OTHER	62	8.2	38	4.5	39	5.4	61	6.6
TOTAL	759	100.0	841	100.0	719	100.0	920	100.0

- \* - Includes the disposition of cases filed and refiled.
- Cases counted by defendant.
- Percentages may not total 100.0 due to rounding.
- Types of dispositions are defined on Page 151 of this report.

SUPERIOR COURT - CRIMINAL DISPOSITIONS BY TYPE OF DISPOSITION\*

TABLE SC-30  
(cont.)

TYPE OF DISPOSITION	1983	1983	1984	1984	1985	1985	1986	1986
	# DIS- POSED	% OF DISPO- SITIONS	# DIS- POSED	% OF DISPO- SITIONS	# DIS- POSED	% OF DISPO- SITIONS	# DIS- POSED	% OF DISPO- SITIONS
<b>PISCATAQUIS</b>								
DISTRICT COURT BAIL REVISED	0	0.0	0	0.0	0	0.0	0	0.0
DISTRICT COURT BAIL AFFIRMED	0	0.0	0	0.0	0	0.0	0	0.0
DISMISSED BY COURT	0	0.0	1	1.1	4	2.3	2	1.5
DISMISSED BY D.A RULE 48(a)	59	52.7	40	42.1	62	35.4	35	26.5
FILED CASE	0	0.0	0	0.0	0	0.0	0	0.0
JUVENILE APPEAL DISPOSITIONS	0	0.0	0	0.0	0	0.0	0	0.0
NOT GUILTY, REASON OF INSANITY	0	0.0	0	0.0	0	0.0	0	0.0
PROBATION REVOKED	0	0.0	2	2.1	1	0.6	0	0.0
CONVICTED-PLEA	41	36.6	46	48.4	75	42.9	77	58.3
CONVICTED-JURY TRIAL	1	0.9	0	0.0	15	8.6	8	6.1
CONVICTED-JURY WAIVED TRIAL	6	5.4	0	0.0	4	2.3	2	1.5
ACQUITTED-JURY TRIAL	1	0.9	0	0.0	3	1.7	3	2.3
ACQUITTED-JURY WAIVED TRIAL	0	0.0	0	0.0	1	0.6	0	0.0
MISTRIAL	0	0.0	1	1.1	2	1.1	0	0.0
OTHER	4	3.6	5	5.3	8	4.6	5	3.8
TOTAL	112	100.0	95	100.0	175	100.0	132	100.0
<b>SAGADAHOC</b>								
DISTRICT COURT BAIL REVISED	1	0.5	3	0.8	4	1.1	6	1.3
DISTRICT COURT BAIL AFFIRMED	0	0.0	1	0.3	1	0.3	0	0.0
DISMISSED BY COURT	0	0.0	13	3.4	6	1.7	2	0.4
DISMISSED BY D.A RULE 48(a)	71	35.5	122	32.4	84	23.6	60	12.8
FILED CASE	0	0.0	0	0.0	0	0.0	0	0.0
JUVENILE APPEAL DISPOSITIONS	0	0.0	0	0.0	0	0.0	0	0.0
NOT GUILTY, REASON OF INSANITY	0	0.0	0	0.0	1	0.3	0	0.0
PROBATION REVOKED	0	0.0	0	0.0	0	0.0	5	1.1
CONVICTED-PLEA	100	50.0	195	51.7	179	50.3	144	30.8
CONVICTED-JURY TRIAL	7	3.5	9	2.4	17	4.8	8	1.7
CONVICTED-JURY WAIVED TRIAL	5	2.5	12	3.2	12	3.4	4	0.9
ACQUITTED-JURY TRIAL	2	1.0	6	1.6	2	0.6	4	0.9
ACQUITTED-JURY WAIVED TRIAL	5	2.5	4	1.1	6	1.7	1	0.2
MISTRIAL	4	2.0	1	0.3	0	0.0	0	0.0
OTHER	5	2.5	11	2.9	44	12.4	234	50.0
TOTAL	200	100.0	377	100.0	356	100.0	468	100.0

- \* - Includes the disposition of cases filed and refiled
- Cases counted by defendant.
- Percentages may not total 100.0 due to rounding.
- Types of dispositions are defined on Page 151 of this report.
- Approximately 200 of Sagadahoc's 468 criminal dispositions in 1986 were disposed via venue change to Lincoln.



SUPERIOR COURT - CRIMINAL DISPOSITIONS BY TYPE OF DISPOSITION\*

TABLE SC-30  
(con't.)

TYPE OF DISPOSITION	1983	1983	1984	1984	1985	1985	1986	1986
	# DIS- POSED	% OF DISPO- SITIONS	# DIS- POSED	% OF DISPO- SITIONS	# DIS- POSED	% OF DISPO- SITIONS	# DIS- POSED	% OF DISPO- SITIONS
<b>SOMERSET</b>								
DISTRICT COURT BAIL REVISED	30	3.5	31	4.2	15	2.0	25	3.5
DISTRICT COURT BAIL AFFIRMED	2	0.2	1	0.1	5	0.7	4	0.6
DISMISSED BY COURT	1	0.1	5	0.7	6	0.8	5	0.7
DISMISSED BY D.A RULE 48(a)	191	22.1	166	22.3	124	16.3	118	16.5
FILED CASE	29	3.4	27	3.6	23	3.0	8	1.1
JUVENILE APPEAL DISPOSITIONS	0	0.0	0	0.0	0	0.0	0	0.0
NOT GUILTY, REASON OF INSANITY	0	0.0	0	0.0	0	0.0	0	0.0
PROBATION REVOKED	14	1.6	12	1.6	12	1.6	18	2.5
CONVICTED-PLEA	516	59.8	416	55.8	498	65.3	445	62.2
CONVICTED-JURY TRIAL	13	1.5	10	1.3	22	2.9	17	2.4
CONVICTED-JURY WAIVED TRIAL	16	1.9	16	2.1	15	2.0	9	1.3
ACQUITTED-JURY TRIAL	7	0.8	8	1.1	10	1.3	8	1.1
ACQUITTED-JURY WAIVED TRIAL	8	0.9	6	0.8	10	1.3	5	0.7
MISTRIAL	6	0.7	0	0.0	1	0.1	0	0.0
OTHER	30	3.5	48	6.4	22	2.9	53	7.4
TOTAL	863	100.0	746	100.0	763	100.0	715	100.0
<b>WALDO</b>								
DISTRICT COURT BAIL REVISED	0	0.0	0	0.0	2	1.0	4	1.2
DISTRICT COURT BAIL AFFIRMED	0	0.0	0	0.0	1	0.5	1	0.3
DISMISSED BY COURT	5	2.3	5	1.6	1	0.5	0	0.0
DISMISSED BY D.A RULE 48(a)	62	28.8	78	25.2	54	27.6	85	25.5
FILED CASE	0	0.0	0	0.0	0	0.0	0	0.0
JUVENILE APPEAL DISPOSITIONS	2	0.9	0	0.0	0	0.0	0	0.0
NOT GUILTY, REASON OF INSANITY	1	0.5	0	0.0	0	0.0	0	0.0
PROBATION REVOKED	1	0.5	1	0.3	3	1.5	14	4.2
CONVICTED-PLEA	101	47.0	176	57.0	110	56.1	194	58.3
CONVICTED-JURY TRIAL	18	8.4	17	5.5	10	5.1	13	3.9
CONVICTED-JURY WAIVED TRIAL	6	2.8	9	2.9	4	2.0	6	1.8
ACQUITTED-JURY TRIAL	4	1.9	9	2.9	4	2.0	2	0.6
ACQUITTED-JURY WAIVED TRIAL	2	0.9	2	0.6	1	0.5	2	0.6
MISTRIAL	2	0.9	1	0.3	1	0.5	1	0.3
OTHER	11	5.1	11	3.6	5	2.6	11	3.3
TOTAL	215	100.0	309	100.0	196	100.0	333	100.0

- \* - Includes the disposition of cases filed and refiled.
- Cases counted by defendant.
- Percentages may not total 100.0 due to rounding.
- Types of dispositions are defined on Page 151 of this report.

SUPERIOR COURT - CRIMINAL DISPOSITIONS BY TYPE OF DISPOSITION\*

TABLE SC-30  
(con't.)

TYPE OF DISPOSITION	1983	1983	1984	1984	1985	1985	1986	1986
	# DIS- POSED	% OF DISPO- SITIONS	# DIS- POSED	% OF DISPO- SITIONS	# DIS- POSED	% OF DISPO- SITIONS	# DIS- POSED	% OF DISPO- SITIONS
<b>WASHINGTON</b>								
DISTRICT COURT BAIL REVISED	0	0.0	0	0.0	0	0.0	0	0.0
DISTRICT COURT BAIL AFFIRMED	0	0.0	0	0.0	0	0.0	1	0.5
DISMISSED BY COURT	5	1.6	6	2.2	11	3.7	10	4.7
DISMISSED BY D.A. RULE 48(a)	96	30.1	54	19.8	76	25.6	49	22.9
FILED CASE	3	0.9	10	3.7	2	0.7	1	0.5
JUVENILE APPEAL DISPOSITIONS	0	0.0	4	1.5	0	0.0	3	1.4
NOT GUILTY, REASON OF INSANITY	0	0.0	0	0.0	0	0.0	0	0.0
PROBATION REVOKED	0	0.0	6	2.2	11	3.7	9	4.2
CONVICTED-PLEA	177	55.5	143	52.4	154	51.9	110	51.4
CONVICTED-JURY TRIAL	8	2.5	15	5.5	7	2.4	12	5.6
CONVICTED-JURY WAIVED TRIAL	2	0.6	8	2.9	5	1.7	1	0.5
ACQUITTED-JURY TRIAL	10	3.1	4	1.5	10	3.4	8	3.7
ACQUITTED-JURY WAIVED TRIAL	0	0.0	1	0.4	1	0.3	1	0.5
MISTRIAL	1	0.3	2	0.7	2	0.7	0	0.0
OTHER	17	5.3	20	7.3	18	6.1	9	4.2
<b>TOTAL</b>	<b>319</b>	<b>100.0</b>	<b>273</b>	<b>100.0</b>	<b>297</b>	<b>100.0</b>	<b>214</b>	<b>100.0</b>

**YORK**

DISTRICT COURT BAIL REVISED	4	0.4	5	0.5	12	1.2	19	1.5
DISTRICT COURT BAIL AFFIRMED	4	0.4	3	0.3	4	0.4	10	0.8
DISMISSED BY COURT	12	1.1	8	0.8	5	0.5	11	0.9
DISMISSED BY D.A. RULE 48(a)	533	47.6	421	41.8	417	42.4	562	43.7
FILED CASE	1	0.1	7	0.7	9	0.9	0	0.0
JUVENILE APPEAL DISPOSITIONS	0	0.0	0	0.0	0	0.0	0	0.0
NOT GUILTY, REASON OF INSANITY	1	0.1	1	0.1	0	0.0	0	0.0
PROBATION REVOKED	10	0.9	20	2.0	12	1.2	15	1.2
CONVICTED-PLEA	466	41.6	422	41.9	380	38.7	518	40.2
CONVICTED-JURY TRIAL	19	1.7	27	2.7	27	2.7	19	1.5
CONVICTED-JURY WAIVED TRIAL	8	0.7	14	1.4	10	1.0	8	0.6
ACQUITTED-JURY TRIAL	9	0.8	5	0.5	11	1.1	20	1.6
ACQUITTED-JURY WAIVED TRIAL	0	0.0	9	0.9	4	0.4	4	0.3
MISTRIAL	0	0.0	0	0.0	3	0.3	1	0.1
OTHER	53	4.7	66	6.5	89	9.1	100	7.8
<b>TOTAL</b>	<b>1,120</b>	<b>100.0</b>	<b>1,008</b>	<b>100.0</b>	<b>983</b>	<b>100.0</b>	<b>1,287</b>	<b>100.0</b>

- \* - Includes the disposition of cases filed and refiled.
- Cases counted by defendant.
- Percentages may not total 100.0 due to rounding.
- Types of dispositions are defined on Page 151 of this report.

SUPERIOR COURT -- CRIMINAL JURY TRIALS\*

TABLE SC-31

	1980	1980	1981	1981	1982	1982	1983	1983	1984	1984	1985	1985	1986	1986
	No. of	No. of	No. of	No. of	No. of	No. of	No. of	No. of	No. of	No. of	No. of	No. of	No. of	No. of
	Trials	Days	Trials	Days	Trials	Days	Trials	Days	Trials	Days	Trials	Days	Trials	Days
ANDROSCOGGIN	55	67.5	36	57.5	34	61.5	35	67.0	33	49.5	29	42.5	40	73.0
AROOSTOOK	24	32.0	32	36.0	32	44.0	31	40.0	43	43.5	31	42.5	38	35.5
CUMBERLAND	47	102.5	52	126.5	46	98.0	59	135.5	56	112.5	89	169.0	50	104.0
FRANKLIN	20	25.5	21	32.0	22	30.5	15	22.0	19	32.5	26	34.0	16	21.5
HANCOCK	18	30.0	16	20.0	21	35.0	15	18.0	17	34.0	19	26.5	15	21.0
KENNEBEC	55	87.0	54	54.5	48	73.0	48	68.0	38	71.5	31	50.0	56	90.5
KNOX	15	24.0	13	33.0	11	27.0	12	14.5	11	15.0	12	25.5	11	15.5
LINCOLN	13	24.5	17	44.0	10	12.0	9	23.5	16	27.5	20	31.0	34	51.0
OXFORD	19	22.0	21	23.0	24	30.0	29	38.5	21	52.5	25	34.0	23	37.0
PENOBSCOT	57	87.0	66	101.0	79	124.0	60	89.0	58	91.5	59	70.5	67	120.5
PISCATAQUIS	6	9.0	3	5.0	5	8.5	2	2.0	2	7.0	13	15.5	11	19.5
SAGADAHOC	20	21.0	12	18.0	10	15.0	7	16.0	15	24.0	19	26.0	12	18.0
SOMERSET	39	49.0	35	54.5	20	34.5	23	32.5	16	30.5	32	41.5	20	33.0
WALDO	18	24.5	12	16.0	10	24.5	20	25.0	29	27.0	18	26.0	16	26.5
WASHINGTON	25	28.5	26	41.0	30	43.0	26	25.0	18	36.0	24	30.0	18	17.0
YORK	41	70.5	38	54.0	43	84.5	29	59.5	27	34.0	42	66.5	45	65.0
STATE TOTAL	472	704.5	454	716.0	445	745.0	420	676.0	419	688.5	489	731.0	472	748.5

\*-Includes cases filed and refiled.

-Trials counted by defendant.

SUPERIOR COURT -- CRIMINAL JURY TRIALS BY TYPE OF CASE\*

TABLE SC-32

TYPE OF CASE	1982			1983			1984			1985			1986		
	# OF JURY TRIALS	% OF JURY TRIALS	% OF ALL JURY TRIALS	# OF JURY TRIALS	% OF JURY TRIALS	% OF ALL JURY TRIALS	# OF JURY TRIALS	% OF JURY TRIALS	% OF ALL JURY TRIALS	# OF JURY TRIALS	% OF JURY TRIALS	% OF ALL JURY TRIALS	# OF JURY TRIALS	% OF JURY TRIALS	% OF ALL JURY TRIALS
BAIL REVIEW	0	0.0	0.0	0	0.0	0.0	0	0.0	0.0	0	0.0	0.0	0	0.0	0.0
TRANSFER	174	208.0	39.1	187	222.5	44.5	198	218.5	47.3	231	245.0	47.2	218	238.5	46.2
APPEAL	40	52.0	9.0	5	5.5	1.2	0	0.0	0.0	0	0.0	0.0	0	0.0	0.0
BOUND OVER	22	42.5	4.9	12	26.0	2.9	12	31.0	2.9	17	29.0	3.5	16	26.0	3.4
INDICTMENT	194	408.0	43.6	199	380.5	47.4	195	407.5	46.5	234	444.5	47.9	217	425.0	46.0
INFORMATION	6	14.5	1.3	4	9.0	1.0	7	10.0	1.7	0	0.0	0.0	1	3.0	0.2
JUVENILE APPEAL	0	0.0	0.0	0	0.0	0.0	0	0.0	0.0	0	0.0	0.0	0	0.0	0.0
OTHER	0	0.0	0.0	1	4.0	0.2	2	16.0	0.5	1	2.0	0.2	9	35.5	1.9
REFIL-PROB.REVOC.	0	0.0	0.0	0	0.0	0.0	0	0.0	0.0	0	0.0	0.0	0	0.0	0.0
REFILING-NEW TRIAL	9	20.0	2.0	12	28.5	2.9	5	5.5	1.2	6	10.5	1.2	11	20.5	2.3
STATE TOTAL	445	745.0	100.0	420	676.0	100.0	419	688.5	100.0	489	731.0	100.0	472	748.5	100.0

\*-Includes cases filed and refiled.

-Trials counted by defendant.

-Percentages may not total 100.0 due to rounding.

-The boundovers are cases which were originally filed in the Superior Court as boundovers from the District Court but which resulted in indictments in the Superior Court. (See Table SC-25).

SUPERIOR COURT -- CRIMINAL JURY WAIVED TRIALS\*

TABLE SC-33

COUNTY	1980	1980	1981	1981	1982	1982	1983	1983	1984	1984	1985	1985	1986	1986
	No. of Trials	No. of Days	No. of Trials	No. of Days	No. of Trials	No. of Days	No. of Trials	No. of Days	No. of Trials	No. of Days	No. of Trials	No. of Days	No. of Trials	No. of Days
ANDROSCOGGIN	9	5.5	5	3.5	9	5.0	8	5.5	1	0.5	7	5.5	6	6.5
AROOSTOOK	6	8.5	9	5.5	10	6.5	5	2.5	9	5.5	11	6.5	11	6
CUMBERLAND	32	26.5	20	19.5	12	15.0	13	15.0	16	16.5	24	22.0	20	12.5
FRANKLIN	7	5.0	12	6.0	6	3.5	7	4.0	2	1.0	4	2.0	0	0.0
HANCOCK	8	10.5	1	0.5	0	0.0	6	3.0	2	3.5	5	8.5	7	7.5
KENNEBEC	23	16.5	15	10.0	13	8.5	12	9.5	16	13.0	11	11.5	10	12.5
KNOX	14	7.5	8	5.5	6	4.0	6	6.0	6	4.0	3	1.5	8	10.5
LINCOLN	9	4.5	10	5.0	3	2.5	0	0.0	6	4.0	14	10.5	13	9.0
OXFORD	9	5.0	5	3.0	5	2.5	6	3.5	5	4.0	5	2.5	10	5.5
PENOBSCOT	42	34.0	23	22.5	20	23.5	15	13.5	12	15.0	15	26.5	18	14.0
PISCATAQUIS	0	0.0	2	1.0	0	0.0	2	1.0	0	0.0	2	1.0	2	1.0
SAGadahoc	10	7.0	9	5.0	5	5.0	13	8.5	16	9.0	19	10.0	4	4.0
SOMERSET	10	6.5	19	12.0	19	10.0	24	12.0	17	9.5	21	13.0	14	9.0
WALDO	5	4.0	4	4.5	3	2.5	8	6.5	6	3.0	4	2.0	6	5.5
WASHINGTON	4	10.0	3	1.5	7	3.5	1	0.5	7	3.5	5	3.0	2	1.0
YORK	7	5.5	11	6.5	9	9.0	7	8.0	21	26.0	12	7.0	10	7.0
STATE TOTAL	195	156.5	156	111.5	127	101.0	133	99.0	142	118.0	162	133.0	141	111.5

- 146 -

\*-Includes cases filed and refiled.  
 -Trials counted by defendant.

SUPERIOR COURT -- AVERAGE TIME TO CRIMINAL JURY TRIAL\*

TABLE SC-34

COURT	INDICTMENTS					TRANSFERS				
	AVERAGE NUMBER OF DAYS FROM FIRST APPEARANCE TO JURY TRIAL					AVERAGE NUMBER OF DAYS FROM FILING TO JURY TRIAL				
	1982	1983	1984	1985	1986	1982	1983	1984	1985	1986
ANDROSCOGGIN	239	321	168	211	202	145	237	118	168	166
AROOSTOOK	198	226	148	203	159	224	143	190	104	182
CUMBERLAND	172	189	184	209	198	146	199	174	157	154
FRANKLIN	139	269	116	172	207	208	167	256	153	169
HANCOCK	336	131	380	377	192	336	404	214	287	153
KENNEBEC	126	208	201	224	228	141	181	178	246	267
KNOX	96	326	122	292	118	327	346	98	206	206
LINCOLN	246	257	292	194	181	271	191	366	261	364
OXFORD	277	322	275	312	198	241	301	370	278	260
PENOBSCOT	212	213	208	132	148	123	126	162	123	146
PISCATAQUIS	214	-	214	492	427	140	206	-	178	159
SAGadahoc	152	235	158	286	223	145	153	227	164	228
SOMERSET	139	152	115	126	178	90	123	88	141	194
WALDO	188	401	159	241	384	145	154	156	181	214
WASHINGTON	293	181	271	339	293	294	183	160	238	239
YORK	118	217	200	238	233	256	129	90	154	183
STATE TOTAL	203	223	200	228	203	181	196	187	176	211

\*-Cases counted by defendant.

-Cases in which more than 15 days elapsed between the date of capias issuance and the first appearance date are not included. Also, any case in which more than 999 days has elapsed is recorded only as 999 days.

-The "indictments" category does not include indictments in cases originally filed in Superior Court as boundovers from District Court.

SUPERIOR COURT -- AVERAGE TIME TO CRIMINAL DISPOSITION\*

TABLE SC-35

COURT	INDICTMENTS					TRANSFERS				
	AVERAGE NUMBER OF DAYS FROM FIRST APPEARANCE TO DISPOSITION					AVERAGE NUMBER OF DAYS FROM FILING TO DISPOSITION				
	1982	1983	1984	1985	1986	1982	1983	1984	1985	1986
ANDROSCOGGIN	196	200	142	196	164	217	191	167	179	160
AROOSTOOK	146	147	93	95	102	161	135	114	108	156
CUMBERLAND	136	157	124	155	145	151	171	138	168	193
FRANKLIN	149	167	151	174	109	157	138	157	120	112
HANCOCK	169	129	219	255	205	223	202	239	222	139
KENNEBEC	133	136	98	104	127	122	248	133	155	137
KNOX	119	175	123	152	191	116	195	108	151	193
LINCOLN	149	110	217	155	215	152	201	324	227	254
OXFORD	185	236	291	189	207	181	248	324	215	178
PENOBSCOT	161	141	131	95	99	95	108	111	78	85
PISCATAQUIS	231	204	176	228	148	218	152	207	206	106
SAGADAHOC	178	191	173	115	158	135	194	215	127	144
SOMERSET	75	93	109	108	134	89	86	68	78	120
WALDO	143	173	174	175	195	94	147	154	136	163
WASHINGTON	255	178	159	184	206	234	139	121	171	153
YORK	107	162	197	148	208	239	169	122	128	140
STATE TOTAL	149	159	147	154	156	151	167	148	146	155

\*-Cases counted by defendant.

-Cases in which more than 15 days elapsed between the date of capias issuance and the first appearance date are not included. Also, any case in which more than 999 days has elapsed is recorded only as 999 days.

-The "indictments" category does not include indictments in cases originally filed in Superior Court as boundovers from District Court.

SUPERIOR COURT -- ACTUAL TIME TO CRIMINAL DISPOSITION\*  
1986

TABLE SC-36

FILING OR FIRST APPEARANCE TO DISPOSITION\*

	# OF CASES 0-30 DAYS	# OF CASES 31-60 DAYS	# OF CASES 61-90 DAYS	# OF CASES 91-120 DAYS	# OF CASES 121 DAYS-UP
ANDROSCOGGIN: Indictments	22	19	33	47	195
Transfers	8	24	38	41	126
AROOSTOOK: Indictments	22	25	21	9	42
Transfers	10	33	11	24	59
CUMBERLAND: Indictments	70	56	64	123	352
Transfers	47	88	196	186	451
FRANKLIN: Indictments	16	12	14	9	30
Transfers	20	70	108	66	134
HANCOCK: Indictments	10	5	17	12	68
Transfers	13	13	12	19	33
KENNEBEC: Indictments	68	21	17	13	76
Transfers	63	48	46	38	179
KNOX: Indictments	5	4	5	2	57
Transfers	12	9	6	8	353
LINCOLN: Indictments	8	4	0	8	31
Transfers	12	6	11	8	227
OXFORD Indictments	11	10	12	10	89
Transfers	7	24	36	18	174
PENOBSCOT: Indictments	41	61	55	41	77
Transfers	101	100	74	46	89
PISCATAQUIS: Indictments	3	4	2	6	8
Transfers	2	18	25	6	18
SAGadahoc: Indictments	10	21	11	21	59
Transfers	18	57	24	26	147
SOMERSET: Indictments	9	7	19	7	32
Transfers	50	77	84	51	207
WALDO Indictments	5	0	5	2	28
Transfers	1	16	22	26	110
WASHINGTON: Indictments	7	6	9	7	38
Transfers	5	7	9	14	36
YORK: Indictments	39	13	14	23	190
Transfers	19	85	101	124	335
STATE TOTAL: Indictments	346	268	298	340	1372
Transfers	388	675	803	701	2678

\*-Cases counted by defendant.

-Indictments measured from first appearance date.

-Transfers measured from filing date.

-Cases in which more than 15 days elapsed between the date of *capias* issuance and the first appearance date are not included. Also, any case in which more than 999 days has elapsed is recorded only as 999 days.

-The "indictments" category does not include indictments in cases originally filed in Superior Court as boundovers from District Court.



## CRIMINAL DEFINITIONS

### REFILING:

These are matters which have been previously disposed and which have been brought before the Superior Court for further action. For statistical purposes, such matters are limited to the following circumstances:

1. When a case remanded to the District Court returns to the Superior Court for further action.
2. When a case appealed to the Law Court returns to the Superior Court for further action.
3. When a mistrial occurs and a second trial is required; when a motion for a new trial is granted; or when a case, for any other reason, requires a trial after its original disposition.
4. When a probation revocation is filed.

### TYPE OF CASE:

1. Bail Review: Review and hearing of bail set in the District Court by a justice of the Superior Court.
2. Transfer: A criminal matter removed from the District Court to the Superior Court after the defendant has been arraigned and entered a plea of not guilty in the District Court.
3. Appeal: A criminal matter removed from the District Court to the Superior Court after judgment has been entered in the District Court.
4. Boundover: An action filed in the Superior Court after probable cause has been found in the District Court, even if an indictment is filed subsequently.
5. Indictment: An action brought to the Superior Court for determination after the Grand Jury has found that the prosecutor has sufficient evidence to bring the case to trial.
6. Information: An action brought to the Superior Court for trial after the defendant has waived his right to be indicted by the Grand Jury and allows the prosecutor to proceed on a complaint describing the alleged offense.
7. Juvenile Appeal: A juvenile case removed to the Superior Court for review after judgment has been entered in the juvenile court.
8. Other: An action which is not included in any of the above categories, (e.g., motions to suppress in a District Court case, reviews of indigency determination, post-conviction reviews).
9. Refiling-Probation Revocation: A petition to revoke probation.
10. Refiling-New Trial: A previously tried matter requiring retrial.

**TYPE OF DISPOSITION:**

1. District Court Bail Revised: Bail set by the District Court is changed by a justice of the Superior Court.
2. District Court Bail Affirmed: Bail set by the District Court is maintained at the same level by a justice of the Superior Court.
3. Dismissed By Court: Dismissed by a justice of the Superior Court.
4. Dismissed by D.A. Rule 48(a): Dismissed by the District Attorney.
5. Filed Case: Upon consent of the defendant and District Attorney, the case is terminated without final judgment of guilt or innocence.
6. Juvenile Appeal Dispositions: A Superior Court justice affirms the order of adjudication of a juvenile crime and any other orders, or reverses the juvenile order and remands the matter for further proceedings.
7. Not Guilty. Reason Of Insanity: The judgment reflects a finding of insanity by either the court or a jury.
8. Probation Revoked: A justice finds that probation conditions have been violated and probation is revoked.
9. Convicted: There is a finding of guilty by either the court or a jury.
10. Acquitted: There is a finding of not guilty by either the court or a jury.
11. Mistrial: A justice rules that an erroneous or invalid trial has occurred.
12. Other: A disposition which is not included in any of the above categories (e.g., change of venue).



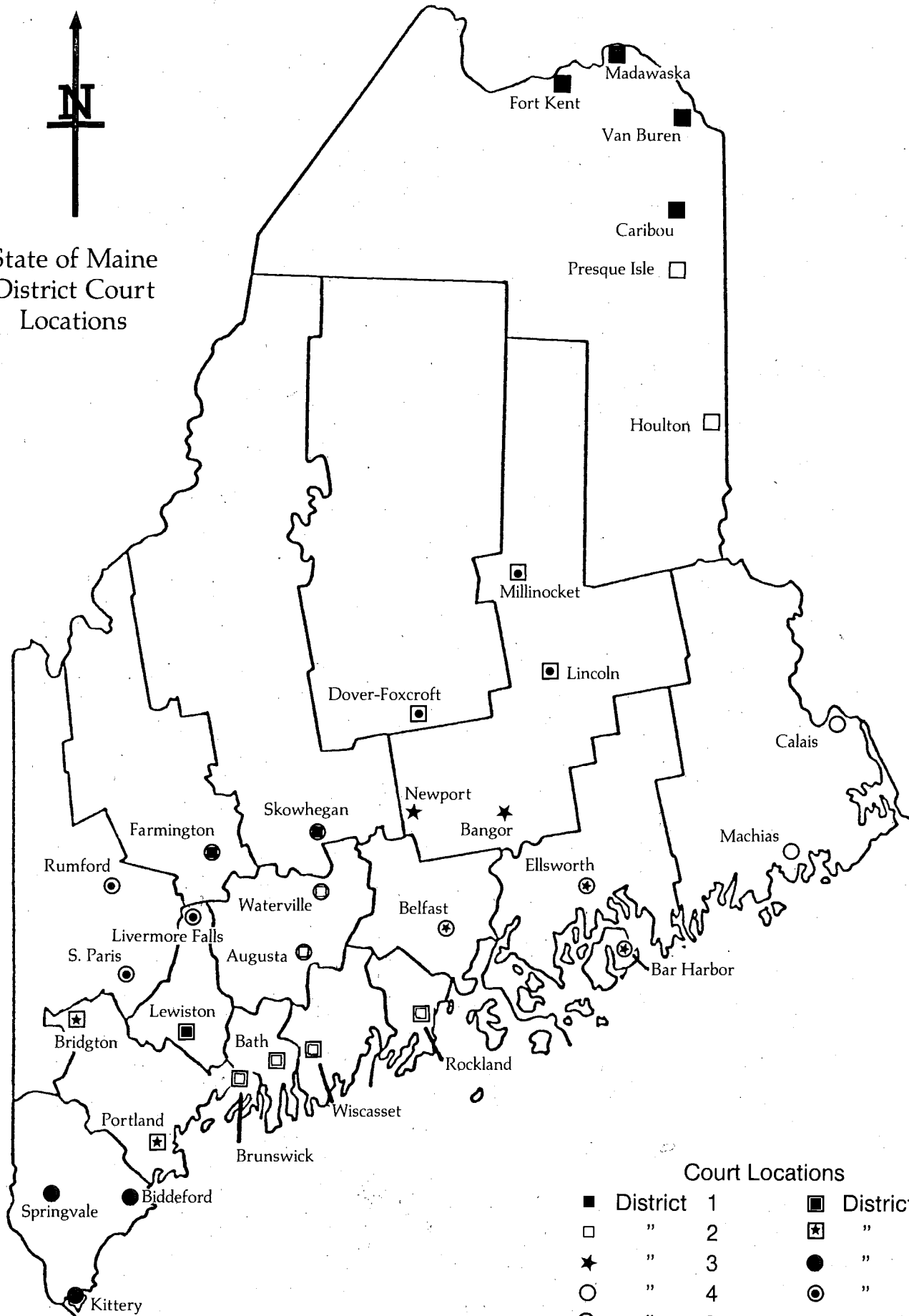
# **APPENDIX III**

## **DISTRICT COURT CASELOAD STATISTICS**





State of Maine  
District Court  
Locations



Court Locations

■	District 1	■	District 8
□	" 2	⊠	" 9
★	" 3	●	" 10
○	" 4	⊙	" 11
⊕	" 5	●	" 12
⊠	" 6	⊠	" 13
⊙	" 7		

MAINE DISTRICT COURT JUDGES

Hon. Bernard M. Devine, Chief Judge (Resident judge, District 9)  
Hon. Alan C. Pease, Deputy Chief Judge (Resident judge, District 6)

**DISTRICT 1:** (Caribou, Fort Kent, Madawaska, Van Buren)

Hon. Ronald A. Daigle

**DISTRICT 2:** (Houlton, Presque Isle)

Hon. Julian W. Turner

**DISTRICT 3:** (Bangor, Newport)

Hon. Margaret J. Kravchuk

Hon. David M. Cox

**DISTRICT 4:** (Calais, Machias)

Hon. Earl J. Wahl (resigned 1/17/86)

Hon. Douglas A. Clapp (appointed 4/18/86)

**DISTRICT 5:** (Bar Harbor, Belfast, Ellsworth)

Hon. Jack O. Smith (elevated to Superior Court 3/27/86)

Hon. Jane S. Bradley (appointed 8/29/86)

**DISTRICT 6:** (Bath, Brunswick, Rockland, Wiscasset)

Hon. Alan C. Pease (Deputy Chief Judge of the District Court)

**DISTRICT 7:** (Augusta, Waterville)

Hon. Courtland D. Perry, II

**DISTRICT 8:** (Lewiston)

Hon. L. Damon Scales

**DISTRICT 9:** (Bridgton, Portland)

Hon. Bernard M. Devine (Chief Judge of the District Court)

Hon. Robert W. Donovan

**DISTRICT 10:** (Biddeford, Kittery, Springvale)

Hon. Roland A. Cole (elevated to Superior Court 9/25/86)

Hon. Andre G. Janelle (appointed 9/24/86)

**DISTRICT 11:** (Livermore Falls, Rumford, South Paris)

Hon. John L. Batherson

**DISTRICT 12:** (Farmington, Skowhegan)

Hon. John W. Benoit, Jr.

**DISTRICT 13:** (Dover-Foxcroft, Lincoln, Millinocket)

Hon. Susan W. Calkins

**JUDGES-AT-LARGE:**

Hon. Harriet P. Henry  
Hon. Ronald L. Kellam  
Hon. Ronald D. Russell  
Hon. Clifford F. O'Rourke  
Hon. Edward F. Gaulin  
Hon. John B. Beliveau  
Hon. Alexander A. MacNichol  
Hon. Kirk S. Studstrup

**ACTIVE-RETIRED JUDGES:**

Hon. Roland J. Poulin  
Hon. Paul A. MacDonald  
Hon. Edwin R. Smith  
Hon. Arthur A. Nadeau, Jr.  
Hon. F. Davis Clark

1986

MAINE DISTRICT COURT CLERKS

	<u>Court Location</u>		<u>Court Location</u>
<b><u>District 1</u></b>		<b><u>District 6</u></b>	
Norma A. Duheme	Caribou	Anita M. Richardson	Bath
Geneva L. Desjardin (retired 1/3/86)	Fort Kent	Ann G. Feeny	Brunswick
Linda A. Cyr (appointed 12/2/85)		Mary C. Ledger	Rockland
Norma H. Gerard	Madawaska	Lucy A. Russell	Wiscasset
Carmen D. Cyr	Van Buren		
		<b><u>District 7</u></b>	
<b><u>District 2</u></b>		Mary L. Godbout	Augusta
Joan H. Burton	Houlton	Judy L. Case	Waterville
Bonnie A. Clayton	Presque Isle		
		<b><u>District 8</u></b>	
<b><u>District 3</u></b>		Yvette L. Houle	Lewiston
Thelma A. Holmes	Bangor		
Jane C. Sawyer	Newport	<b><u>District 9</u></b>	
		Beverly J. MacKerron	Bridgton
<b><u>District 4</u></b>		Susan E. MacDonald	Portland
Elsie L. McGarrigle	Calais		
Annie H. Hanscom	Machias	<b><u>District 10</u></b>	
		Vivian H. Hickey	Biddeford
<b><u>District 5</u></b>		Nellie E. Bridges	Kittery
Margaret H. Dorr (retired 1/31/86)	Bar Harbor	Alice A. Monroe	Springvale
Dorothy L. Drake (appointed 1/27/86)			
Donna M. Bonney (resigned 9/1/86)	Belfast	<b><u>District 11</u></b>	
Terri L. Curtis (appointed 11/10/86)		Dolores T. Richards	Livermore Falls
Margaret H. Dorr (retired 1/31/86)	Ellsworth	Laura J. Nokes	Rumford
Dorothy L. Drake (appointed 1/27/86)		Joan C. Millett	South Paris
		<b><u>District 12</u></b>	
		Constance H. Small	Farmington
		Sandra F. Carroll	Skowhegan
		<b><u>District 13</u></b>	
		Margaret E. Poulin	Dover-Foxcroft
		Ann G. Dusenbery	Lincoln
		Nancy L. Turmel	Millinocket



## DISTRICT COURT CASELOAD STATISTICS

The District Court Statistical Reporting System was established in July 1978 to collect information concerning filings, dispositions and various caseload activities by type of case, although the reporting of gross filings and dispositions began in fiscal year 1975. Beginning in 1982, only those statistics relating to filings, dispositions and waivers have been collected. Monthly statistical forms are manually completed by each District Court clerk and submitted to the Administrative Office of the Courts for manual compilation and analysis on a quarterly and annual basis. Some discrepancies have arisen during the past several years, primarily due to the enormous volume of cases being manually tallied. While the statistics may be less than 100% accurate, they do nevertheless indicate gross trends since 1980.

It should be noted that much judge and clerk activity occurs after judgment is entered and the case is reported as disposed which is not reflected in these figures. For instance, many divorce cases may require the processing and hearing of numerous motions which are not reported in the caseload statistics. Similarly, when judgment is entered in a small claims case, a disclosure (money judgment) is often filed, requiring a separate filing fee and considerable judge and clerk time. Since the disclosure is filed under the original small claims case docket number, it is never included as a distinct case in the caseload statistics. Consequently, actual judge and clerk workload is considerably higher than may be indicated simply from the statistical figures. As District Court operations become computerized in the next year, the collection of more detailed caseload statistics will be facilitated.

The following tables present statistics relating to District Court filings and dispositions for eleven case type categories, waivers and electronic recordings. Footnotes for these tables appear on page 177 of this report. Case type definitions appear on page 178. For the first time, this report includes a table detailing child protective caseload (Table DC-6).

Two tables may need clarification. Table DC-3 (Filings, Excluding "Civil Violations and Traffic Infractions") was prepared because civil violations and traffic infractions constitute such a significant portion of the District Court's caseload and generally require less than average judge-time and clerk time than other types of cases. The "waivers" detailed in Table DC-7 are disposed cases in which the defendant waives court appearance in favor of paying a fine. The bulk of these waivers are for civil violations and traffic infraction cases, but some sea and shore, and fish and game waivers are also included.

### STATISTICAL ANALYSIS

During 1986, there were more cases filed in the District Court than in any previous year. The 268,355 filings amounted to a 8% increase over 1985 levels. The courts located at Bridgton, Machias, Portland and Van Buren experienced increases greater than 20%.

The case type entitled "civil violations and traffic infractions" accounts for the largest single type of case handled by the District Court. In 1986, there were 123,352 such filings, a 14% increase over 1985 and the highest level ever reported. Also, the number of waivers reached an all-time high of 109,524.

## DISTRICT COURT--TOTAL FILINGS

TABLE DC-1

	1980	1981	1982	1983	1984	1985	1986	% CHG. '85-'86
DISTRICT 1: CARIBOU	3,683	3,459	3,577	2,809	2,528	2,626	3,060	16.5
FORT KENT	1,394	1,618	1,234	1,237	957	1,116	941	-15.7
MADAWASKA	1,819	1,458	1,312	1,295	1,070	1,435	1,490	3.8
VAN BUREN (a)	375	499	345	301	280	270	390	44.4
Sub Total	7,271	7,034	6,468	5,642	4,835	5,447	5,881	8.0
DISTRICT 2: HOULTON	5,125	5,863	4,630	3,795	3,183	3,270	3,639	11.3
PRESCQUE ISLE	5,487	5,151	4,591	4,603	4,444	4,138	4,600	11.2
Sub Total	10,612	11,014	9,221	8,398	7,627	7,408	8,239	11.2
DISTRICT 3: BANGOR	16,172	15,920	16,123	15,071	15,408	17,896	21,017	17.4
NEWPORT	4,998	3,931	3,497	3,988	4,030	4,183	4,655	11.3
Sub Total	21,170	19,851	19,620	19,059	19,438	22,079	25,672	16.3
DISTRICT 4: CALAIS	2,858	2,690	2,600	3,182	2,905	2,995	3,002	.2
MACHIAS	2,506	2,182	2,683	2,742	2,389	2,464	3,218	30.6
Sub Total	5,364	4,872	5,283	5,924	5,294	5,459	6,220	13.9
DISTRICT 5: BAR HARBOR	1,437	1,486	1,442	1,186	1,245	1,587	1,832	15.4
BELFAST (d)	4,379	4,421	4,244	3,766	3,229	3,916	4,547	16.1
ELLSWORTH	5,486	5,668	6,458	6,251	5,620	5,876	6,039	2.8
Sub Total	11,302	11,575	12,144	11,203	10,094	11,379	12,418	9.1
DISTRICT 6: BATH	6,882	6,548	5,480	6,254	4,734	4,825	4,725	-2.1
BRUNSWICK	9,885	9,190	8,578	9,028	7,343	7,337	7,348	.1
ROCKLAND	5,575	5,474	5,972	5,311	6,252	6,341	6,131	-3.3
WISCASSET	4,609	4,718	4,753	4,536	3,897	4,938	4,428	-10.3
Sub Total	26,951	25,930	24,783	25,129	22,226	23,441	22,632	-3.5
DISTRICT 7: AUGUSTA	16,586	15,336	14,387	13,345	13,454	17,285	18,460	6.8
WATERVILLE	6,810	7,083	7,363	8,398	8,237	10,919	11,048	1.2
Sub Total	23,396	22,419	21,750	21,743	21,691	28,204	29,508	4.6
DISTRICT 8: LEWISTON	17,819	17,320	16,850	17,834	17,875	22,961	20,968	-8.7
Sub Total	17,819	17,320	16,850	17,834	17,875	22,961	20,968	-8.7
DISTRICT 9: BRIDGTON	3,488	2,996	2,871	3,155	2,988	2,579	3,339	29.5
PORTLAND	37,811	40,290	37,361	44,344	41,057	45,141	56,110	24.3
Sub Total	41,299	43,286	40,232	47,499	44,045	47,720	59,449	24.6
DISTRICT 10: BIDDEFORD	17,851	17,653	14,625	16,631	18,115	21,415	22,360	4.4
KITTERY	9,841	9,314	9,191	11,803	13,178	14,918	14,122	-5.3
SPRINGVALE	7,150	6,658	6,162	7,675	7,245	8,059	8,980	11.4
Sub Total	34,842	33,625	29,978	36,109	38,538	44,392	45,462	2.4
DISTRICT 11: LIVERMORE FALLS	1,473	1,600	1,638	1,536	1,577	1,518	1,701	12.1
RUMFORD	3,805	3,760	3,591	3,258	2,743	3,075	3,467	12.7
SOUTH PARIS	2,858	2,800	2,983	3,189	2,793	3,513	4,040	15.
Sub Total	8,136	8,160	8,212	7,983	7,113	8,106	9,208	13.6
DISTRICT 12: FARMINGTON	4,031	5,107	4,891	4,440	4,632	4,744	4,290	-9.6
SKOWHEGAN	8,794	9,248	7,738	8,304	8,669	8,676	9,176	5.8
Sub Total	12,825	14,355	12,629	12,744	13,301	13,420	13,466	.3
DISTRICT 13: DOVER-FOXCROFT	2,998	2,856	3,019	3,061	3,048	3,318	3,463	4.4
LINCOLN	4,027	3,361	3,274	3,168	3,227	3,061	3,085	.8
MILLINOCKET	3,145	2,865	2,008	2,424	2,365	2,474	2,684	8.5
Sub Total	10,170	9,082	8,301	8,653	8,640	8,853	9,232	4.3
STATE TOTAL	231,157	228,523	215,471	227,920	220,717	248,869	268,355	7.8

Footnotes appear on Page 179 of this report.

**DISTRICT COURT--TOTAL FILINGS IN THE  
TEN LARGEST COURT LOCATIONS: 1980 - 1986**

TABLE DC-2

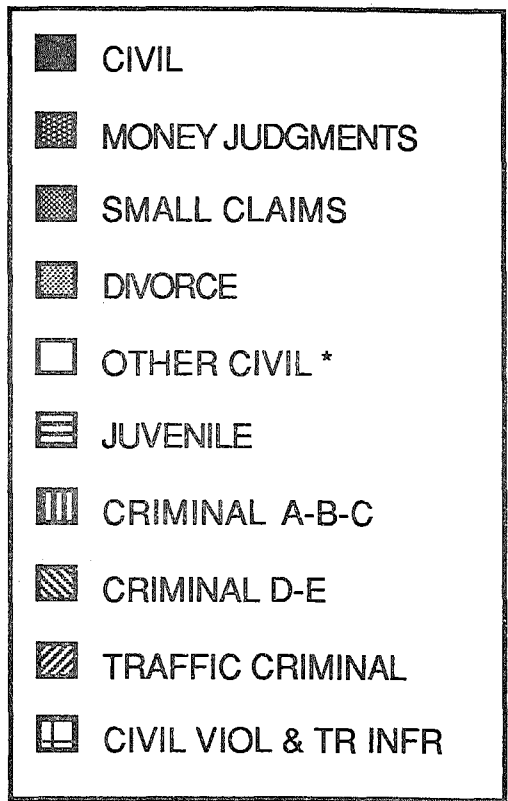
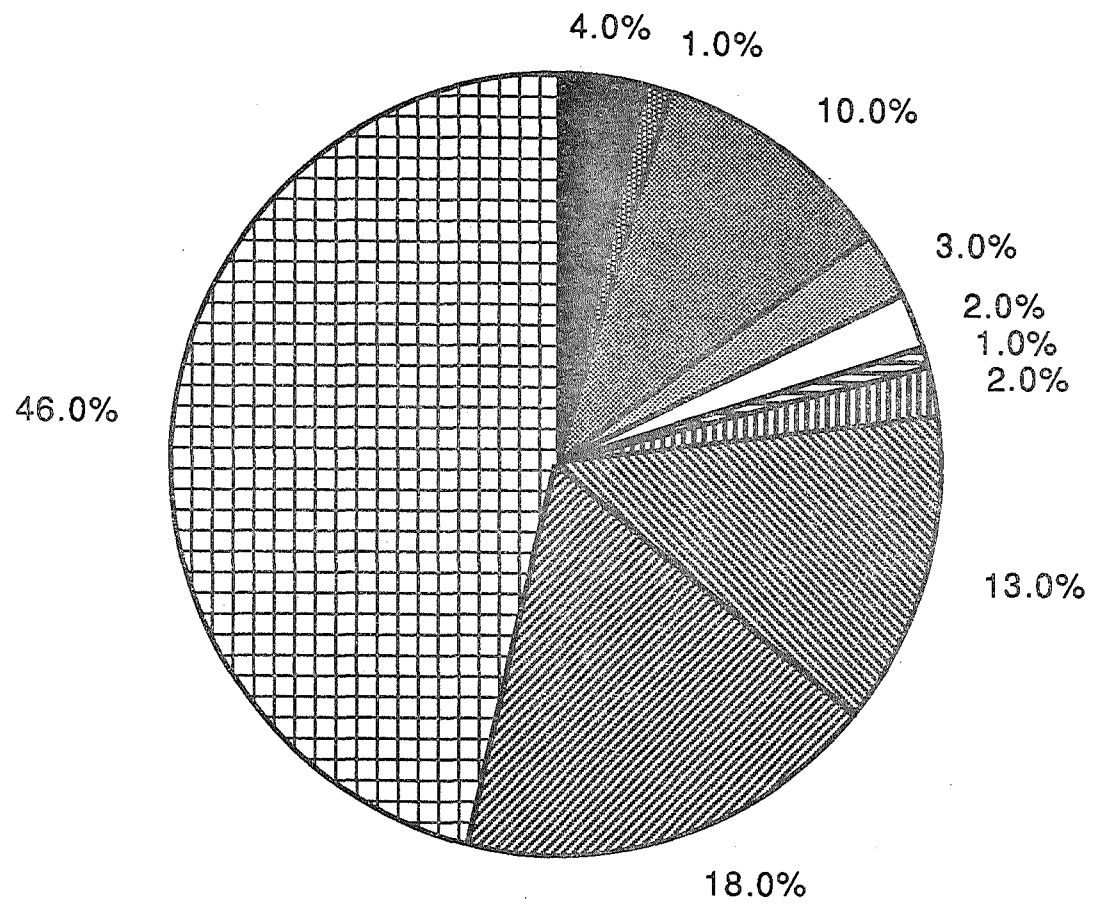
	1980	1981	1982	1983	1984	1985	1986
AUGUSTA	16,586	15,336	14,387	13,345	13,454	17,285	18,460
BANGOR	16,172	15,920	16,123	15,071	15,408	17,896	21,017
BIDDEFORD	17,851	17,653	14,625	16,631	18,115	21,415	22,360
BRUNSWICK	9,885	9,190	8,578	9,028	7,343	7,337	7,348
KITTERY	9,841	9,314	9,191	11,803	13,178	14,918	14,122
LEWISTON	17,819	17,320	16,850	17,834	17,875	22,961	20,968
PORTLAND	37,811	40,290	37,361	44,344	41,057	45,141	56,110
SKOWHEGAN	8,794	9,248	7,738	8,304	8,669	8,676	9,176
SPRINGVALE	7,150	6,658	6,162	7,675	7,245	8,059	8,980
WATERVILLE	6,810	7,083	7,363	8,398	8,237	10,919	11,048
TOTAL	148,719	148,012	138,378	152,433	150,581	174,607	189,589
% of Total District Court Filings	64.3	64.8	64.2	66.9	68.2	70.2	70.6

## DISTRICT COURT FILINGS--EXCLUDING "CIVIL VIOLATIONS AND TRAFFIC INFRACTIONS"

TABLE DC-3

	1980	1981	1982	1983	1984	1985	1986	% CHG. '85-'86
DISTRICT 1: CARIBOU	2,576	2,487	2,376	1,825	1,641	1,797	2,040	13.5
FORT KENT	935	935	671	646	447	496	508	2.4
MADAWASKA	1,301	969	859	974	792	968	965	-0.3
VAN BUREN (a)	230	267	210	157	152	142	218	53.5
Sub Total	5,042	4,658	4,116	3,602	3,032	3,403	3,731	9.6
DISTRICT 2: HOULTON	3,133	3,702	3,198	2,516	2,108	2,097	2,231	6.4
PRESQUE ISLE	3,862	3,706	3,374	3,294	3,143	3,108	3,128	0.6
Sub Total	6,995	7,408	6,572	5,810	5,251	5,205	5,359	3.0
DISTRICT 3: BANGOR	10,785	10,431	10,436	10,038	9,823	10,384	10,496	1.1
NEWPORT	2,091	1,902	1,659	1,814	1,788	1,799	1,949	8.3
Sub Total	12,876	12,333	12,095	11,852	11,611	12,183	12,445	2.2
DISTRICT 4: GALAIS	1,985	2,035	2,002	2,080	2,001	2,030	2,097	3.3
MACHIAS	1,733	1,656	2,078	2,041	1,878	2,040	2,551	25.0
Sub Total	3,718	3,691	4,080	4,121	3,879	4,070	4,648	14.2
DISTRICT 5: BAR HARBOR	922	914	839	762	863	928	1,052	13.4
BELFAST (d)	3,159	3,067	2,937	2,700	2,388	2,847	2,993	5.1
ELLSWORTH	3,654	3,677	3,959	3,784	3,471	3,837	3,701	-3.5
Sub Total	7,735	7,658	7,735	7,246	6,722	7,612	7,746	1.8
DISTRICT 6: BATH	3,635	3,592	3,282	3,095	2,549	2,616	2,753	5.2
BRUNSWICK	4,350	4,644	4,020	4,093	3,231	3,279	3,301	0.7
ROCKLAND	4,286	4,078	4,325	4,031	4,486	4,378	4,416	0.9
WISCASSET	2,829	2,973	3,034	2,761	2,432	2,687	2,455	-8.6
Sub Total	15,100	15,287	14,661	13,980	12,698	12,960	12,925	-0.3
DISTRICT 7: AUGUSTA	8,528	9,563	7,728	7,752	7,365	8,256	9,448	14.4
WATERVILLE	4,759	5,180	5,363	5,471	5,387	5,962	5,733	-3.8
Sub Total	13,287	14,743	13,091	13,223	12,752	14,218	15,181	6.8
DISTRICT 8: LEWISTON	11,333	12,081	11,260	10,267	9,290	11,009	10,509	-4.5
Sub Total	11,333	12,081	11,260	10,267	9,290	11,009	10,509	-4.5
DISTRICT 9: BRIDGTON	1,737	1,692	1,951	1,972	1,837	1,720	2,292	33.3
PORTLAND	21,867	24,130	21,673	23,526	21,551	23,315	25,119	7.7
Sub Total	23,604	25,822	23,624	25,498	23,388	25,035	27,411	9.5
DISTRICT 10: BIDDEFORD	9,027	9,058	8,796	8,986	9,419	11,233	10,892	-3.0
KITTERY	5,703	5,927	5,986	7,310	7,391	8,125	7,275	-10.5
SPRINGVALE	4,408	4,405	4,196	4,710	4,663	5,691	6,162	8.3
Sub Total	19,138	19,390	18,978	21,006	21,473	25,049	24,329	-2.9
DISTRICT 11: LIVERMORE FALLS	868	1,188	1,052	920	837	929	1,109	19.4
RUMFORD	3,042	2,868	2,636	2,261	2,031	2,340	2,571	9.9
SOUTH PARIS	2,208	2,334	2,468	2,646	2,108	2,810	3,102	10.4
Sub Total	6,118	6,390	6,156	5,827	4,976	6,079	6,782	11.6
DISTRICT 12: FARMINGTON	2,717	3,019	3,077	2,794	2,919	3,047	2,908	-4.6
SKOWHEGAN	5,267	5,718	5,137	5,588	5,448	5,638	6,192	9.8
Sub Total	7,984	8,737	8,214	8,382	8,367	8,685	9,100	4.8
DISTRICT 13: DOVER-FOXCROFT	2,325	2,315	2,265	2,112	2,013	2,131	2,176	2.1
LINCOLN	1,529	1,352	1,470	1,283	1,291	1,215	1,316	8.3
MILLINOCKET	2,021	1,901	1,371	1,561	1,559	1,533	1,345	-12.3
Sub Total	5,875	5,568	5,106	4,956	4,863	4,879	4,837	-0.9
STATE TOTAL	138,805	143,766	135,688	135,770	128,302	140,387	145,003	3.3

Footnotes appear on Page 179 of this report.



## DISTRICT COURT

TABLE DC-5

## FILINGS

STATE TOTAL	1980	1981	1982	1983	1984	1985	1986	% CHG. '85-'86
- Civil	14,013	14,542	13,324	12,481	12,263	12,100	12,013	-0.7
- Family Abuse (b)	0	0	1,574	2,107	2,556	2,751	3,223	17.2
- Money Judgments	6,821	5,530	4,705	4,463	3,883	3,801	3,758	-1.1
- Small Claims	20,132	21,063	22,174	24,051	22,718	24,880	26,981	8.4
- Divorce	7,591	7,742	6,992	7,001	7,511	7,370	6,988	-5.2
- Mental Health	899	682	811	720	1,054	1,072	1,070	-0.2
Sub Total	49,456	49,559	49,580	50,823	49,985	51,974	54,033	4.0
- Juvenile	3,961	3,864	3,405	3,240	3,065	3,896	3,840	-1.4
- Criminal A,B,C	3,035	2,962	3,338	3,399	3,556	3,960	4,117	4.0
- Criminal D,E	26,279	26,521	27,287	27,017	27,418	32,998	34,096	3.3
-Traffic Criminal	56,074	60,860	52,078	51,291	44,278	47,559	48,917	2.9
Sub Total	89,349	94,207	86,108	84,947	78,317	88,413	90,970	2.9
- Civil Violations and Traffic Infractions	92,352	84,757	79,783	92,150	92,415	108,482	123,352	13.7
TOTAL FILINGS	231,157	228,523	215,471	227,920	220,717	248,869	268,355	7.8

## DISPOSITIONS

STATE TOTAL	1980	1981	1982	1983	1984	1985	1986	% CHG. '85-'86
- Civil	12,457	15,063	14,034	12,781	12,829	11,997	11,940	-0.5
- Family Abuse (b)	0	0	1,422	1,954	2,064	2,274	2,819	24.0
- Money Judgments	6,570	5,675	4,559	4,349	3,576	3,085	4,143	34.3
- Small Claims	17,509	18,713	20,742	23,093	20,977	22,616	24,050	6.3
- Divorce	7,526	8,454	6,751	6,990	6,840	7,243	6,661	-8.0
- Mental Health	897	737	760	722	990	1,030	1,106	7.4
Sub Total	44,959	48,642	48,268	49,889	47,276	48,245	50,719	5.1
- Juvenile	3,939	3,795	3,148	3,325	2,920	3,276	3,392	3.5
- Criminal A,B,C	2,543	2,871	3,120	3,137	3,113	3,612	3,593	-0.5
- Criminal D,E	25,027	26,368	27,646	26,915	24,664	28,128	29,506	4.9
-Traffic Criminal	49,485	58,420	52,827	51,813	44,071	45,979	47,186	2.6
Sub Total	80,994	91,454	86,741	85,190	74,768	80,995	83,677	3.3
- Civil Violations and Traffic Infractions	96,308	85,996	80,261	89,417	91,173	106,395	122,429	15.1
TOTAL DISPOSITIONS	222,261	226,092	215,270	224,496	213,217	235,635	256,825	9.0

- Footnotes appear on Page 179 of this report.

- Case type definitions appear on Page 180 of this report.

TABLE DC-5  
(con't.)

DISTRICT 1	FILINGS							DISPOSITIONS						
	1980	1981	1982	1983	1984	1985	1986	1980	1981	1982	1983	1984	1985	1986
<b>CARIBOU</b>														
CIVIL	300	279	290	228	233	260	223	296	284	320	275	253	277	228
FAMILY ABUSE (b)	0	0	26	36	31	54	39	0	0	20	26	27	50	59
MONEY JUDGMENTS	194	141	132	120	115	148	105	194	142	139	123	103	137	86
SMALL CLAIMS	640	472	463	366	366	404	643	552	495	479	398	342	380	618
DIVORCE	198	195	196	199	199	185	190	193	197	204	199	193	157	184
MENTAL HEALTH	0	0	0	2	0	0	0	0	0	0	0	0	0	0
Sub Total	1,332	1,087	1,107	951	944	1,031	1,200	1,235	1,118	1,162	1,021	918	1,001	1,175
JUVENILE	66	60	70	58	54	60	59	73	85	63	62	57	52	56
CRIMINAL A,B,C	70	41	26	28	26	32	52	58	50	32	28	29	29	46
CRIMINAL D,E	374	388	304	200	183	178	225	377	371	300	213	181	179	234
TRAFFIC CRIMINAL	734	911	869	588	434	496	504	768	932	867	569	398	485	531
Sub Total	1,244	1,400	1,269	874	697	766	840	1,276	1,438	1,262	872	665	745	867
CIVIL VIOLATIONS/ TRAFFIC INFRACTIONS	1,107	972	1,201	984	887	829	1,020	1,117	983	1,185	915	833	800	967
TOTAL	3,683	3,459	3,577	2,809	2,528	2,626	3,060	3,628	3,539	3,609	2,808	2,416	2,546	3,009
<b>FORT KENT</b>														
JUVENILE	13	8	13	10	6	20	15	12	1	12	12	3	13	17
CRIMINAL A,B,C	13	11	19	14	7	9	15	10	11	18	12	4	9	11
CRIMINAL D,E	448	387	337	253	170	160	182	450	390	312	250	170	144	183
TRAFFIC CRIMINAL	461	529	302	369	264	307	296	467	494	300	354	257	308	292
Sub Total	935	935	671	646	447	496	508	939	896	642	628	434	474	503
CIVIL VIOLATIONS/ TRAFFIC INFRACTIONS	459	683	563	591	510	620	433	453	692	544	575	486	629	413
TOTAL	1,394	1,618	1,234	1,237	957	1,116	941	1,392	1,588	1,186	1,203	920	1,103	916
<b>MADAWASKA</b>														
CIVIL	217	181	173	149	128	123	166	96	129	114	176	149	142	165
FAMILY ABUSE (b)	0	0	0	3	4	13	22	0	0	0	3	4	14	23
MONEY JUDGMENTS	135	134	91	76	46	62	50	174	119	97	73	86	71	89
SMALL CLAIMS	454	289	272	306	310	439	419	583	228	254	239	201	349	342
DIVORCE	53	55	58	51	53	79	57	42	71	61	64	77	85	52
MENTAL HEALTH	0	0	0	0	0	0	0	0	0	0	0	0	0	0
Sub Total	859	659	594	585	541	716	714	895	547	526	555	517	661	671
JUVENILE	12	7	23	26	27	22	26	12	7	28	25	25	25	26
CRIMINAL A,B,C	7	11	11	13	12	11	4	7	11	11	11	12	11	4
CRIMINAL D,E	275	185	111	140	88	100	144	273	181	111	131	92	100	144
TRAFFIC CRIMINAL	148	107	120	210	124	119	77	153	108	120	202	129	119	77
Sub Total	442	310	265	389	251	252	251	445	307	270	369	258	255	251
CIVIL VIOLATIONS/ TRAFFIC INFRACTIONS	518	489	453	321	278	467	525	516	487	452	318	286	467	525
TOTAL	1,819	1,458	1,312	1,295	1,070	1,435	1,490	1,856	1,341	1,248	1,242	1,061	1,383	1,447
<b>VAN BUREN (a)</b>														
JUVENILE	7	4	12	11	7	2	3	7	4	12	11	5	1	1
CRIMINAL A,B,C	19	31	24	51	49	39	58	16	31	40	46	31	30	49
CRIMINAL D,E	111	124	78	47	66	59	98	88	124	68	54	46	51	83
TRAFFIC CRIMINAL	93	108	96	48	30	42	59	73	107	98	58	29	37	54
Sub Total	230	267	210	157	152	142	218	184	266	218	169	111	119	187
CIVIL VIOLATIONS/ TRAFFIC INFRACTIONS	145	232	135	144	128	128	172	140	230	132	165	114	123	172
TOTAL	375	499	345	301	280	270	390	324	496	350	334	225	242	359

Footnotes appear on Page 179 of this report.

TABLE DC-5  
(con't.)

DISTRICT 2	FILINGS							DISPOSITIONS						
	1980	1981	1982	1983	1984	1985	1986	1980	1981	1982	1983	1984	1985	1986
<b>HOULTON (c)</b>														
CIVIL	364	319	336	307	274	219	198	243	334	333	287	248	245	240
FAMILY ABUSE (b)	0	0	11	25	17	42	45	0	0	2	14	9	19	28
MONEY JUDGMENTS	221	190	150	173	134	126	73	144	135	93	102	95	90	62
SMALL CLAIMS	724	453	416	403	422	519	482	668	403	344	377	389	462	460
DIVORCE	111	103	103	95	95	103	107	101	91	98	101	87	93	89
MENTAL HEALTH	0	0	0	0	0	0	0	0	0	0	0	0	0	0
Sub Total	1,420	1,065	1,018	1,003	942	1,009	903	1,156	963	870	861	829	909	879
JUVENILE	74	119	84	58	32	41	62	51	92	90	41	33	33	55
CRIMINAL A,B,C	56	84	66	48	54	52	47	52	76	55	48	44	55	44
CRIMINAL D,E	492	908	531	443	501	404	359	458	876	415	455	460	433	340
TRAFFIC CRIMINAL	1,091	1,526	1,501	984	579	591	860	1,039	1,520	1,476	1,134	599	566	851
Sub Total	1,713	2,637	2,182	1,513	1,166	1,088	1,328	1,600	2,564	2,036	1,678	1,136	1,087	1,290
CIVIL VIOLATIONS/ TRAFFIC INFRACTIONS	1,992	2,161	1,432	1,279	1,075	1,173	1,408	1,988	2,090	1,474	1,329	1,093	1,207	1,307
TOTAL	5,125	5,863	4,630	3,795	3,183	3,270	3,639	4,744	5,617	4,380	3,868	3,058	3,203	3,476
<b>PRESQUE ISLE</b>														
CIVIL	692	762	753	648	594	486	473	533	580	718	660	628	551	458
FAMILY ABUSE (b)	0	0	25	24	39	37	57	0	0	22	24	32	36	57
MONEY JUDGMENTS	396	410	358	370	293	286	212	396	401	351	371	289	282	182
SMALL CLAIMS	333	338	333	404	494	455	659	335	341	258	321	398	403	535
DIVORCE	160	177	148	157	172	152	167	122	170	131	164	130	137	134
MENTAL HEALTH	0	0	0	0	0	0	0	0	0	0	0	0	0	0
Sub Total	1,581	1,687	1,617	1,601	1,592	1,416	1,568	1,386	1,492	1,480	1,540	1,477	1,411	1,366
JUVENILE	97	82	70	58	11	54	59	72	73	62	57	37	33	41
CRIMINAL A,B,C	11	35	60	70	64	91	75	26	50	59	64	55	58	64
CRIMINAL D,E	804	676	616	605	512	462	509	710	636	622	586	525	442	461
TRAFFIC CRIMINAL	1,369	1,226	1,011	960	964	1,085	917	1,340	1,186	965	974	859	971	841
Sub Total	2,281	2,019	1,757	1,693	1,551	1,692	1,560	2,148	1,945	1,708	1,681	1,476	1,504	1,407
CIVIL VIOLATIONS/ TRAFFIC INFRACTIONS	1,625	1,445	1,217	1,309	1,301	1,030	1,472	1,641	1,480	1,222	1,336	1,314	1,009	1,483
TOTAL	5,487	5,151	4,591	4,603	4,444	4,138	4,600	5,175	4,917	4,410	4,557	4,267	3,924	4,256

Footnotes appear on Page 179 of this report.



TABLE DC-5  
(con't.)

DISTRICT 3	FILINGS							DISPOSITIONS						
	1980	1981	1982	1983	1984	1985	1986	1980	1981	1982	1983	1984	1985	1986
<b>BANGOR</b>														
CIVIL	1,156	1,481	1,222	1,253	1,152	1,269	1,159	959	1,583	1,344	1,158	1,074	961	1,052
FAMILY ABUSE (b)	0	0	206	221	253	291	377	0	0	204	203	228	241	303
MONEY JUDGMENTS	439	438	334	311	251	260	298	381	512	346	235	233	237	288
SMALL CLAIMS	1,403	1,823	2,022	1,608	1,814	1,896	2,071	932	1,766	1,982	1,850	1,492	1,808	1,825
DIVORCE	692	567	607	648	622	636	536	640	824	560	648	539	750	540
MENTAL HEALTH	240	220	222	277	326	364	286	243	215	217	295	293	326	260
Sub Total	3,930	4,529	4,613	4,318	4,418	4,716	4,727	3,155	4,900	4,653	4,389	3,859	4,323	4,268
JUVENILE	438	345	330	294	272	347	354	409	433	307	296	264	344	267
CRIMINAL A,B,C	247	267	266	248	303	362	337	264	274	264	299	263	320	291
CRIMINAL D,E	1,854	1,718	2,388	2,600	2,533	2,698	2,831	1,875	1,695	2,256	2,514	2,463	2,685	2,592
TRAFFIC CRIMINAL	4,316	3,572	2,839	2,578	2,297	2,261	2,247	4,282	3,426	2,868	2,526	2,261	2,207	2,008
Sub Total	6,855	5,902	5,823	5,720	5,405	5,668	5,769	6,830	5,828	5,695	5,635	5,251	5,556	5,158
CIVIL VIOLATIONS/ TRAFFIC INFRACTIONS	5,387	5,489	5,687	5,033	5,585	7,512	10,521	5,376	5,399	5,734	5,093	5,599	7,571	10,184
TOTAL	16,172	15,920	16,123	15,071	15,408	17,896	21,017	15,361	16,127	16,082	15,117	14,709	17,450	19,610
<b>NEWPORT</b>														
CIVIL	103	128	120	119	132	146	153	82	108	126	133	153	157	172
FAMILY ABUSE (b)	0	0	32	47	57	52	49	0	0	29	47	51	51	41
MONEY JUDGMENTS	91	73	59	46	33	60	57	83	69	60	49	36	64	62
SMALL CLAIMS	344	293	279	489	383	434	452	300	245	264	477	291	416	426
DIVORCE	149	137	139	145	138	156	133	135	115	128	153	131	155	139
MENTAL HEALTH	0	0	0	0	0	0	0	0	0	0	0	0	0	0
Sub Total	687	631	629	846	743	848	844	600	537	607	859	662	843	840
JUVENILE	54	66	46	57	60	49	36	49	57	37	51	60	44	24
CRIMINAL A,B,C	40	50	40	57	67	70	54	33	48	44	50	68	76	45
CRIMINAL D,E	457	439	421	296	403	287	368	452	436	420	275	379	287	355
TRAFFIC CRIMINAL	853	716	523	558	515	545	647	847	774	536	551	496	548	618
Sub Total	1,404	1,271	1,030	968	1,045	951	1,105	1,381	1,315	1,037	927	1,003	955	1,042
CIVIL VIOLATIONS/ TRAFFIC INFRACTIONS	2,907	2,029	1,838	2,174	2,242	2,384	2,706	2,757	1,900	1,673	2,051	2,171	2,309	2,591
TOTAL	4,998	3,931	3,497	3,988	4,030	4,183	4,655	4,738	3,752	3,317	3,837	3,836	4,107	4,473

Footnotes appear on Page 179 of this report.

TABLE DC-5  
(con't.)

DISTRICT 4	FILINGS							DISPOSITIONS						
	1980	1981	1982	1983	1984	1985	1986	1980	1981	1982	1983	1984	1985	1986
<b>CALAIS</b>														
CIVIL	180	211	203	197	159	129	174	201	217	223	175	172	159	181
FAMILY ABUSE (b)	0	0	6	15	36	26	40	0	0	5	19	35	23	39
MONEY JUDGMENTS	99	78	89	89	51	20	33	124	102	119	103	96	61	62
SMALL CLAIMS	242	247	320	571	507	485	475	246	282	318	630	536	473	475
DIVORCE	122	119	95	87	112	108	99	115	158	104	101	114	117	101
MENTAL HEALTH	0	0	0	0	0	0	2	0	0	0	0	0	0	2
Sub Total	643	655	713	959	665	768	823	686	759	769	1,028	953	833	860
JUVENILE	56	58	48	32	78	86	104	59	62	40	53	72	70	104
CRIMINAL A,B,C	39	72	37	23	49	46	42	41	79	43	26	49	51	43
CRIMINAL D,E	669	574	551	485	524	557	524	713	587	530	535	492	536	519
TRAFFIC CRIMINAL	578	676	653	601	485	573	604	607	676	616	640	499	604	605
Sub Total	1,342	1,380	1,289	1,121	1,136	1,262	1,274	1,420	1,404	1,229	1,254	1,112	1,261	1,271
CIVIL VIOLATIONS/ TRAFFIC INFRACTIONS	873	655	598	1,102	904	965	905	865	731	594	995	847	954	876
TOTAL	2,858	2,690	2,600	3,182	2,905	2,995	3,002	2,971	2,894	2,592	3,277	2,912	3,048	3,007
<b>MACHIAS</b>														
CIVIL	135	151	117	123	95	89	79	183	115	132	128	85	161	62
FAMILY ABUSE (b)	0	0	22	23	30	20	51	0	0	21	26	34	15	47
MONEY JUDGMENTS	50	39	35	35	26	24	33	8	8	5	11	5	3	6
SMALL CLAIMS	341	203	398	362	422	559	705	244	94	310	329	371	511	501
DIVORCE	109	134	93	104	122	111	113	132	109	100	116	98	137	87
MENTAL HEALTH	0	0	0	0	2	1	0	0	0	0	0	1	0	0
Sub Total	635	527	665	647	697	604	981	565	326	568	610	594	827	703
JUVENILE	21	12	38	34	19	19	125	22	6	19	27	21	18	81
CRIMINAL A,B,C	38	57	39	42	43	46	42	37	50	46	39	49	38	46
CRIMINAL D,E	677	678	661	670	671	682	717	596	579	685	710	657	631	740
TRAFFIC CRIMINAL	362	382	675	648	448	489	686	362	380	675	683	426	486	641
Sub Total	1,098	1,129	1,413	1,394	1,181	1,236	1,570	1,017	1,015	1,425	1,459	1,153	1,173	1,508
CIVIL VIOLATIONS/ TRAFFIC INFRACTIONS	773	526	605	701	511	424	667	641	504	636	706	510	425	620
TOTAL	2,506	2,182	2,683	2,742	2,389	2,464	3,218	2,423	1,845	2,829	2,775	2,257	2,425	2,831

Footnotes appear on Page 179 of this report.

TABLE DC-5  
(con't.)

DISTRICT 5	FILINGS							DISPOSITIONS						
	1980	1981	1982	1983	1984	1985	1986	1980	1981	1982	1983	1984	1985	1986
<b>BAR HARBOR</b>														
CIVIL	77	94	115	67	85	102	62	69	60	104	52	86	118	20
FAMILY ABUSE (b)	0	0	19	5	20	7	13	0	0	12	4	14	3	9
MONEY JUDGMENTS	57	36	20	13	18	12	19	72	37	46	11	11	6	8
SMALL CLAIMS	192	157	174	178	124	163	270	179	141	191	190	104	150	138
DIVORCE	62	88	62	55	66	79	50	52	67	79	52	68	56	36
MENTAL HEALTH	0	0	0	0	0	0	0	0	0	0	0	0	0	0
Sub Total	388	375	390	318	313	363	414	372	305	432	309	283	333	211
<b>JUVENILE</b>														
CRIMINAL A,B,C	21	11	30	29	21	19	25	29	15	25	27	21	12	16
CRIMINAL D,E	23	25	15	21	19	15	11	25	18	18	15	22	12	7
TRAFFIC CRIMINAL	230	252	319	281	260	343	250	233	221	305	305	260	306	239
Sub Total	260	251	85	113	250	188	352	248	223	83	135	222	179	274
Sub Total	534	539	449	444	550	565	638	535	477	431	482	525	509	536
<b>CIVIL VIOLATIONS/ TRAFFIC INFRACTIONS</b>														
	515	572	603	424	382	659	780	524	513	615	459	355	639	677
TOTAL	1,437	1,486	1,442	1,186	1,245	1,587	1,832	1,431	1,295	1,478	1,250	1,163	1,481	1,424
<b>BELFAST (d)</b>														
CIVIL	248	219	228	186	188	138	161	238	158	175	76	126	114	121
FAMILY ABUSE (b)	0	0	17	28	43	43	88	0	0	15	16	24	29	51
MONEY JUDGMENTS	151	119	66	69	62	44	37	120	88	59	52	35	41	20
SMALL CLAIMS	695	494	458	652	492	557	855	697	428	391	534	465	489	699
DIVORCE	182	192	172	167	194	161	171	170	156	126	104	173	125	159
MENTAL HEALTH	1	0	0	0	0	0	0	0	0	0	0	0	0	0
Sub Total	1,277	1,024	941	1,102	979	943	1,292	1,225	830	766	782	823	798	1,050
<b>JUVENILE</b>														
CRIMINAL A,B,C	55	86	95	30	101	117	105	55	81	69	63	71	131	108
CRIMINAL D,E	99	94	78	47	47	51	50	80	90	81	44	38	52	60
TRAFFIC CRIMINAL	725	733	745	649	573	642	499	681	814	658	639	584	585	552
Sub Total	1,003	1,130	1,078	872	688	1,094	1,047	958	1,152	1,054	852	656	1,037	879
Sub Total	1,882	2,043	1,996	1,598	1,409	1,904	1,701	1,774	2,137	1,862	1,598	1,349	1,805	1,599
<b>CIVIL VIOLATIONS/ TRAFFIC INFRACTIONS</b>														
	1,220	1,354	1,307	1,066	841	1,069	1,554	1,239	1,337	1,279	1,082	736	1,048	1,339
TOTAL	4,379	4,421	4,244	3,766	3,229	3,916	4,547	4,238	4,304	3,907	3,462	2,908	3,651	3,988
<b>ELLSWORTH</b>														
CIVIL	280	259	285	232	264	265	247	302	255	296	224	278	272	122
FAMILY ABUSE (b)	0	0	34	54	62	50	83	0	0	27	49	59	48	37
MONEY JUDGMENTS	151	115	74	61	77	73	91	165	156	149	111	80	79	69
SMALL CLAIMS	892	648	747	770	631	891	778	820	556	725	722	601	717	714
DIVORCE	207	221	222	238	223	219	201	213	213	219	213	219	207	183
MENTAL HEALTH	0	0	0	0	0	0	0	0	0	0	0	0	0	0
Sub Total	1,530	1,243	1,362	1,355	1,257	1,498	1,400	1,500	1,180	1,416	1,319	1,237	1,323	1,125
<b>JUVENILE</b>														
CRIMINAL A,B,C	93	70	88	114	68	119	116	96	67	79	98	96	106	88
CRIMINAL D,E	72	51	73	63	97	75	84	69	53	77	54	79	65	81
TRAFFIC CRIMINAL	618	728	1,001	884	850	967	967	642	650	954	709	726	897	1,002
Sub Total	1,341	1,585	1,435	1,368	1,199	1,178	1,134	1,360	1,556	1,441	1,379	1,247	1,128	1,135
Sub Total	2,124	2,434	2,597	2,429	2,214	2,339	2,301	2,167	2,326	2,551	2,240	2,148	2,196	2,306
<b>CIVIL VIOLATIONS/ TRAFFIC INFRACTIONS</b>														
	1,832	1,991	2,499	2,467	2,149	2,039	2,338	1,848	1,911	3,232	2,512	2,213	2,087	2,131
TOTAL	5,486	5,668	6,458	6,251	5,620	5,876	6,039	5,515	5,417	7,199	6,071	5,598	5,606	5,562

Footnotes appear on Page 179 of this report.

TABLE DC-5  
(con't.)

DISTRICT 6	FILINGS							DISPOSITIONS						
	1980	1981	1982	1983	1984	1985	1986	1980	1981	1982	1983	1984	1985	1986
<b>BATH</b>														
CIVIL	361	373	303	267	296	254	240	425	275	403	275	314	243	247
FAMILY ABUSE (b)	0	0	32	38	46	80	88	0	0	22	31	41	50	81
MONEY JUDGMENTS	219	138	98	119	101	85	86	186	117	67	77	60	49	71
SMALL CLAIMS	555	517	524	571	478	510	539	525	473	440	535	480	551	495
DIVORCE	228	240	215	207	196	183	247	249	214	208	204	202	210	210
MENTAL HEALTH	5	0	1	0	0	2	0	2	0	1	0	0	1	0
Sub Total	1,368	1,268	1,173	1,202	1,115	1,114	1,200	1,387	1,079	1,141	1,122	1,097	1,104	1,104
<b>JUVENILE</b>														
CRIMINAL A,B,C	99	84	112	68	95	163	134	91	81	103	62	83	138	157
CRIMINAL D,E	512	533	505	439	483	584	514	491	505	459	439	485	544	520
TRAFFIC CRIMINAL	1,533	1,610	1,363	1,328	799	687	818	1,530	1,588	1,318	1,331	822	627	782
Sub Total	2,267	2,324	2,109	1,893	1,434	1,502	1,553	2,243	2,279	1,998	1,884	1,442	1,379	1,518
<b>CIVIL VIOLATIONS/ TRAFFIC INFRACTIONS</b>	3,247	2,956	2,198	3,159	2,185	2,209	1,972	3,261	2,931	2,143	3,103	2,131	2,043	1,854
<b>TOTAL</b>	<b>6,882</b>	<b>6,548</b>	<b>5,480</b>	<b>6,254</b>	<b>4,734</b>	<b>4,825</b>	<b>4,725</b>	<b>6,891</b>	<b>6,289</b>	<b>5,282</b>	<b>6,109</b>	<b>4,670</b>	<b>4,526</b>	<b>4,476</b>
<b>BRUNSWICK</b>														
CIVIL	270	301	280	243	223	228	241	163	170	204	366	172	162	280
FAMILY ABUSE (b)	0	0	35	36	46	41	48	0	0	19	17	26	26	43
MONEY JUDGMENTS	113	114	78	94	47	62	76	22	40	23	50	15	18	23
SMALL CLAIMS	350	540	524	455	443	458	401	308	219	502	400	421	427	418
DIVORCE	190	233	199	196	217	188	225	180	193	177	185	168	224	183
MENTAL HEALTH	0	0	0	0	0	0	5	0	0	0	0	0	0	1
Sub Total	923	1,188	1,116	1,024	976	977	996	673	622	925	1,018	802	857	948
<b>JUVENILE</b>														
CRIMINAL A,B,C	32	42	79	72	40	58	69	31	45	26	48	53	53	75
CRIMINAL D,E	842	876	590	503	388	639	531	1,239	1,532	606	490	447	557	420
TRAFFIC CRIMINAL	2,458	2,451	2,162	2,422	1,778	1,538	1,624	1,194	1,728	1,597	2,016	1,665	1,199	1,031
Sub Total	3,427	3,456	2,904	3,069	2,255	2,302	2,305	2,557	3,374	2,295	2,615	2,210	1,860	1,587
<b>CIVIL VIOLATIONS/ TRAFFIC INFRACTIONS</b>	5,535	4,546	4,558	4,935	4,112	4,058	4,047	5,575	4,831	4,788	4,662	4,298	3,920	4,119
<b>TOTAL</b>	<b>9,885</b>	<b>9,190</b>	<b>8,578</b>	<b>9,028</b>	<b>7,343</b>	<b>7,337</b>	<b>7,348</b>	<b>8,805</b>	<b>8,827</b>	<b>8,008</b>	<b>8,295</b>	<b>7,310</b>	<b>6,637</b>	<b>6,654</b>

Footnotes appear on Page 179 of this report.  
DISTRICT 6 continued on following page.

TABLE DC-5  
(con't.)

DISTRICT 6 - continued	FILINGS							DISPOSITIONS						
	1980	1981	1982	1983	1984	1985	1986	1980	1981	1982	1983	1984	1985	1986
<b>ROCKLAND</b>														
CIVIL	508	446	362	364	339	365	323	396	409	345	417	327	330	325
FAMILY ABUSE (b)	0	0	22	38	64	81	90	0	0	14	32	50	67	77
MONEY JUDGMENTS	365	243	205	185	135	151	98	237	133	140	127	94	83	76
SMALL CLAIMS	878	816	1,310	1,161	1,112	1,135	1,299	727	762	1,186	1,526	1,237	985	1,058
DIVORCE	249	272	227	257	257	221	225	236	226	200	254	250	234	214
MENTAL HEALTH	0	0	0	0	0	0	0	0	0	0	0	0	0	0
Sub Total	2,000	1,777	2,126	2,005	1,907	1,953	2,035	1,596	1,530	1,885	2,356	1,958	1,699	1,750
JUVENILE	157	95	106	116	104	108	173	155	88	111	118	97	102	167
CRIMINAL A,B,C	71	65	109	91	96	112	63	78	74	79	118	102	90	64
CRIMINAL D,E	715	650	731	598	677	838	977	720	643	660	579	641	780	895
TRAFFIC CRIMINAL	1,343	1,491	1,253	1,221	1,702	1,367	1,168	1,340	1,447	1,171	1,204	1,660	1,286	1,096
Sub Total	2,286	2,301	2,199	2,026	2,579	2,425	2,381	2,293	2,252	2,021	2,019	2,500	2,258	2,222
CIVIL VIOLATIONS/ TRAFFIC INFRACTIONS	1,289	1,396	1,647	1,280	1,766	1,963	1,715	1,266	1,378	1,638	1,281	1,609	1,927	1,706
TOTAL	5,575	5,474	5,972	5,311	6,252	6,341	6,131	5,155	5,160	5,544	5,656	6,067	5,884	5,678
<b>WISCASSET</b>														
CIVIL	249	215	202	210	206	193	156	177	254	179	226	162	146	128
FAMILY ABUSE (b)	0	0	31	28	36	33	48	0	0	28	23	31	27	45
MONEY JUDGMENTS	151	109	70	75	56	59	48	123	88	85	65	58	52	45
SMALL CLAIMS	635	684	775	519	462	568	465	506	591	673	475	409	434	370
DIVORCE	191	187	160	158	161	161	158	143	158	139	135	128	126	142
MENTAL HEALTH	0	0	3	0	0	0	0	0	0	2	0	0	0	0
Sub Total	1,226	1,195	1,241	990	921	1,014	873	949	1,091	1,106	924	788	785	730
JUVENILE	63	63	54	77	56	135	75	48	44	19	77	35	87	96
CRIMINAL A,B,C	58	41	113	111	74	52	66	21	40	96	115	72	77	68
CRIMINAL D,E	364	389	685	614	626	604	550	358	394	562	569	588	601	514
TRAFFIC CRIMINAL	1,118	1,285	941	969	755	882	891	1,101	1,201	837	941	777	737	793
Sub Total	1,603	1,778	1,793	1,771	1,511	1,673	1,582	1,528	1,679	1,514	1,702	1,472	1,502	1,471
CIVIL VIOLATIONS/ TRAFFIC INFRACTIONS	1,780	1,745	1,719	1,775	1,465	2,251	1,973	1,734	1,582	1,489	1,693	1,472	2,215	1,924
TOTAL	4,609	4,718	4,753	4,536	3,897	4,938	4,428	4,211	4,352	4,109	4,319	3,732	4,502	4,125

Footnotes appear on Page 179 of this report.

TABLE DC-5  
(con't.)

DISTRICT 7	FILINGS							DISPOSITIONS						
	1980	1981	1982	1983	1984	1985	1986	1980	1981	1982	1983	1984	1985	1986
<b>AUGUSTA</b>														
CIVIL	865	971	884	782	733	697	723	771	781	973	804	741	668	698
FAMILY ABUSE (b)	0	0	128	174	228	208	201	0	0	129	171	193	190	217
MONEY JUDGMENTS	418	427	380	330	360	285	276	375	663	327	321	387	296	273
SMALL CLAIMS	963	1,638	1,274	1,430	1,387	1,443	1,870	947	1,632	1,502	1,500	1,600	1,371	1,166
DIVORCE	539	544	444	462	464	440	423	505	795	422	474	472	441	391
MENTAL HEALTH	256	279	350	246	475	487	509	259	332	317	222	445	483	573
Sub Total	3,041	3,859	3,460	3,424	3,647	3,558	4,004	2,857	4,203	3,670	3,492	3,838	3,449	3,318
<b>JUVENILE</b>														
CRIMINAL A,B,C	205	188	156	184	211	224	287	139	61	162	153	209	202	221
CRIMINAL D,E	1,839	1,881	1,807	1,905	1,281	2,193	2,726	1,639	1,931	1,150	1,414	1,540	1,930	1,870
TRAFFIC CRIMINAL	3,106	3,286	2,173	2,028	1,967	2,070	2,186	1,288	2,552	1,318	1,785	1,655	2,548	2,669
Sub Total	5,487	5,704	4,268	4,328	3,718	4,698	5,444	3,434	4,937	2,816	3,581	3,659	4,890	4,971
<b>CIVIL VIOLATIONS/ TRAFFIC INFRACTIONS</b>														
	8,058	5,773	6,659	5,593	6,089	9,029	9,012	8,996	7,544	7,267	6,220	5,986	9,564	10,875
TOTAL	16,586	15,336	14,387	13,345	13,454	17,285	18,460	15,287	16,684	13,753	13,293	13,483	17,903	19,164
<b>WATERVILLE</b>														
CIVIL	581	533	442	413	381	417	342	826	615	668	306	374	338	402
FAMILY ABUSE (b)	0	0	64	118	110	130	155	0	0	42	112	116	101	129
MONEY JUDGMENTS	286	192	182	128	128	140	127	211	177	235	170	109	103	101
SMALL CLAIMS	830	1,216	1,057	1,262	1,018	1,193	1,067	791	909	933	1,130	1,044	1,066	1,016
DIVORCE	302	287	246	257	283	272	264	342	364	239	217	241	234	340
MENTAL HEALTH	0	0	0	0	0	0	0	0	0	0	0	0	0	0
Sub Total	1,999	2,228	1,991	2,178	1,920	2,152	1,955	2,170	2,065	2,117	1,935	1,884	1,842	1,988
<b>JUVENILE</b>														
CRIMINAL A,B,C	106	71	121	158	183	228	249	66	62	98	155	177	144	266
CRIMINAL D,E	1,123	1,055	1,390	1,574	2,118	2,675	2,550	702	936	1,223	1,595	1,624	2,062	2,383
TRAFFIC CRIMINAL	1,370	1,644	1,620	1,380	993	711	747	679	1,056	1,177	1,188	1,021	841	608
Sub Total	2,760	2,952	3,372	3,293	3,467	3,810	3,778	1,611	2,214	2,648	3,183	2,950	3,215	3,467
<b>CIVIL VIOLATIONS/ TRAFFIC INFRACTIONS</b>														
	2,051	1,903	2,000	2,927	2,850	4,957	5,315	1,670	1,361	1,850	2,896	3,315	4,328	5,291
TOTAL	6,810	7,083	7,363	8,398	8,237	10,919	11,048	5,451	5,840	6,615	8,014	8,149	9,385	10,746

Footnotes appear on Page 179 of this report.

TABLE DC-5  
(con't.)

DISTRICT 8	FILINGS							DISPOSITIONS						
	1980	1981	1982	1983	1984	1985	1986	1980	1981	1982	1983	1984	1985	1986
<b>LEWISTON</b>														
CIVIL	1,597	1,700	1,414	1,356	1,402	1,278	1,279	1,628	1,534	1,350	1,220	1,202	1,362	1,046
FAMILY ABUSE (b)	0	0	249	357	424	478	467	0	0	246	276	333	406	458
MONEY JUDGMENTS	735	517	414	406	365	322	328	927	570	343	335	327	133	315
SMALL CLAIMS	1,220	1,367	1,205	1,214	1,250	1,473	1,544	1,091	1,355	1,185	1,277	1,041	1,493	1,385
DIVORCE	686	713	626	584	663	616	570	821	802	658	687	759	724	787
MENTAL HEALTH	12	0	0	0	0	0	0	1	14	0	0	0	0	0
Sub Total	4,250	4,297	3,908	3,917	4,104	4,167	4,188	4,468	4,275	3,782	3,795	3,662	4,118	3,991
JUVENILE	345	286	263	280	252	337	271	340	258	273	396	282	291	271
CRIMINAL A,B,C	316	246	266	270	278	332	336	293	238	291	213	192	385	241
CRIMINAL D,E	2,074	2,035	2,004	2,226	2,032	2,860	2,951	2,106	1,781	1,855	1,929	1,926	2,047	2,797
TRAFFIC CRIMINAL	4,348	5,217	4,819	3,574	2,624	3,313	2,763	4,617	4,999	4,874	3,567	2,533	2,838	2,949
Sub Total	7,083	7,784	7,352	6,350	5,186	6,842	6,321	7,356	7,276	7,293	6,105	4,933	5,561	6,258
CIVIL VIOLATIONS/ TRAFFIC INFRACTIONS	6,486	5,239	5,590	7,567	8,585	11,952	10,459	6,500	5,025	5,411	6,979	8,226	10,778	10,675
<b>TOTAL</b>	<b>17,819</b>	<b>17,320</b>	<b>16,850</b>	<b>17,834</b>	<b>17,875</b>	<b>22,961</b>	<b>20,968</b>	<b>18,324</b>	<b>16,576</b>	<b>16,486</b>	<b>16,879</b>	<b>16,821</b>	<b>20,457</b>	<b>20,924</b>
<b>DISTRICT 9</b>														
	1,980	1,981	1,982	1,983	1,984	1,985	1,986	1,980	1,981	1,982	1,983	1,984	1,985	1,986
<b>BRIDGTON (e)</b>														
CIVIL	141	149	142	124	70	97	128	166	193	161	114	87	125	134
FAMILY ABUSE(b)	0	0	16	21	36	58	56	0	0	0	22	33	49	49
MONEY JUDGMENTS	54	58	37	34	25	22	50	53	65	29	47	35	25	40
SMALL CLAIMS	342	210	281	308	313	369	762	255	292	43	378	322	350	731
DIVORCE	115	110	112	109	114	122	124	113	122	200	118	90	108	104
MENTAL HEALTH	0	0	0	0	0	0	0	0	0	109	0	0	0	0
Sub Total	652	527	588	596	558	668	1,120	587	672	542	679	567	657	1,058
JUVENILE	71	124	72	40	22	61	18	66	91	84	64	35	26	50
CRIMINAL A,B,C	79	55	72	39	36	37	27	61	38	67	37	45	40	28
CRIMINAL D,E	445	417	720	373	428	333	442	461	404	767	416	444	300	424
TRAFFIC CRIMINAL	490	569	499	924	793	621	685	394	449	357	759	764	602	691
Sub Total	1,085	1,165	1,363	1,376	1,279	1,052	1,172	982	982	1,275	1,276	1,288	968	1,193
CIVIL VIOLATIONS/ TRAFFIC INFRACTIONS	1,751	1,304	920	1,183	1,151	859	1,047	1,761	1,373	883	1,188	1,179	881	1,012
<b>TOTAL</b>	<b>3,488</b>	<b>2,996</b>	<b>2,871</b>	<b>3,155</b>	<b>2,988</b>	<b>2,579</b>	<b>3,339</b>	<b>3,330</b>	<b>3,027</b>	<b>2,700</b>	<b>3,143</b>	<b>3,034</b>	<b>2,506</b>	<b>3,263</b>
<b>PORTLAND (f)</b>														
CIVIL	3,103	3,054	2,960	2,955	2,871	2,799	2,846	2,483	4,179	3,258	3,520	4,123	3,228	3,525
FAMILY ABUSE (b)	0	0	237	332	344	349	414	0	0	261	457	271	226	365
MONEY JUDGMENTS	919	798	865	943	768	782	847	854	668	843	1,192	738	505	1,623
SMALL CLAIMS	1,724	2,116	2,232	3,039	2,625	3,073	2,956	1,242	2,156	1,923	2,584	2,537	2,806	2,431
DIVORCE	1,177	1,223	1,102	1,069	1,219	1,245	1,084	1,255	1,204	1,003	1,080	1,023	1,069	940
MENTAL HEALTH	382	183	234	184	248	215	261	388	176	221	202	248	217	263
Sub Total	7,305	7,374	7,630	8,522	8,075	8,463	8,408	6,222	8,383	7,509	9,035	8,940	8,051	9,147
JUVENILE	504	546	414	462	397	454	446	502	517	339	418	437	388	367
CRIMINAL A,B,C	341	298	504	586	548	661	762	219	364	457	496	455	551	535
CRIMINAL D,E	2,887	3,052	3,188	4,256	4,520	5,350	6,176	2,326	2,902	5,138	5,045	2,643	3,610	2,978
TRAFFIC CRIMINAL	10,830	12,860	9,937	9,700	8,011	8,387	9,327	8,120	13,430	11,612	11,650	9,090	8,688	8,543
Sub Total	14,562	16,756	14,043	15,004	13,476	14,852	16,711	11,167	17,213	17,546	17,609	12,625	13,237	12,423
CIVIL VIOLATIONS/ TRAFFIC INFRACTIONS	15,944	16,160	15,668	20,818	19,506	21,826	30,991	19,280	16,213	15,053	19,069	19,293	22,134	28,986
<b>TOTAL</b>	<b>37,811</b>	<b>40,290</b>	<b>37,361</b>	<b>44,344</b>	<b>41,057</b>	<b>45,141</b>	<b>56,110</b>	<b>36,669</b>	<b>41,809</b>	<b>40,108</b>	<b>45,713</b>	<b>40,858</b>	<b>43,422</b>	<b>50,556</b>

Footnotes appear on Page 179 of this report.

TABLE DC-5  
(con't.)

DISTRICT 10	FILINGS							DISPOSITIONS						
	1980	1981	1982	1983	1984	1985	1986	1980	1981	1982	1983	1984	1985	1986
<b>BIDDEFORD</b>														
CIVIL	714	733	724	675	681	764	738	461	753	602	514	479	350	425
FAMILY ABUSE (b)	0	0	85	118	140	157	171	0	0	33	49	63	79	58
MONEY JUDGMENTS	245	221	185	157	143	140	168	137	109	28	34	136	27	63
SMALL CLAIMS	1,147	1,220	1,390	1,610	1,673	1,358	1,273	759	611	1,427	1,295	1,222	965	1,419
DIVORCE	419	429	426	405	448	484	449	327	515	355	354	335	391	349
MENTAL HEALTH	0	0	0	8	0	0	0	0	0	0	0	0	0	0
Sub Total	2,525	2,603	2,810	2,973	3,085	2,903	2,799	1,684	1,988	2,445	2,246	2,235	1,812	2,314
<b>JUVENILE</b>														
CRIMINAL A,B,C	290	313	274	282	292	255	397	215	312	256	256	244	304	386
CRIMINAL D,E	1,859	1,907	1,757	1,499	1,818	2,843	2,352	1,822	1,945	1,746	1,784	1,894	2,413	2,975
TRAFFIC CRIMINAL	3,959	3,922	3,673	3,961	3,936	4,819	5,046	4,144	3,726	3,372	3,975	4,053	4,448	4,903
Sub Total	6,502	6,455	5,986	6,013	6,334	8,330	8,093	6,556	6,301	5,628	6,238	6,394	7,470	8,521
CIVIL VIOLATIONS/ TRAFFIC INFRACTIONS	8,824	8,595	5,829	7,645	8,696	10,182	11,468	9,001	8,821	6,049	7,548	8,278	9,993	11,728
TOTAL	17,851	17,653	14,625	16,631	18,115	21,415	22,360	17,241	17,110	14,122	16,032	16,907	19,275	22,563
<b>KITTERY</b>														
CIVIL	206	194	205	209	211	205	216	186	254	177	206	206	189	166
FAMILY ABUSE (b)	0	0	20	37	44	58	55	0	0	13	32	35	58	40
MONEY JUDGMENTS	51	56	53	40	40	40	47	31	85	43	33	46	43	31
SMALL CLAIMS	255	291	226	346	428	452	350	238	298	227	307	382	483	386
DIVORCE	169	199	192	154	174	179	155	175	214	187	176	125	167	130
MENTAL HEALTH	1	0	0	0	0	0	0	1	0	0	0	0	0	0
Sub Total	682	740	696	786	897	934	823	631	851	647	754	794	940	753
<b>JUVENILE</b>														
CRIMINAL A,B,C	110	122	130	127	104	127	103	100	114	123	106	80	94	110
CRIMINAL D,E	701	679	683	626	650	738	561	715	739	615	588	530	508	549
TRAFFIC CRIMINAL	4,172	4,345	4,406	5,719	5,689	6,240	5,723	4,135	4,338	6,137	5,447	5,235	6,030	6,158
Sub Total	5,021	5,187	5,290	6,524	6,494	7,191	6,452	4,991	5,228	6,930	6,188	5,898	6,678	6,858
CIVIL VIOLATIONS/ TRAFFIC INFRACTIONS	4,138	3,387	3,205	4,493	5,787	6,793	6,847	4,192	3,522	2,982	4,381	5,489	6,366	7,112
TOTAL	9,841	9,314	9,191	11,803	13,178	14,918	14,122	9,814	9,601	10,559	11,323	12,181	13,984	14,723
<b>SPRINGVALE</b>														
CIVIL	277	302	245	264	303	331	349	239	265	377	210	226	449	436
FAMILY ABUSE (b)	0	0	69	90	105	88	104	0	0	82	84	74	123	98
MONEY JUDGMENTS	154	77	59	47	54	59	96	118	67	65	28	24	33	34
SMALL CLAIMS	702	561	588	696	869	777	766	465	385	375	366	484	555	512
DIVORCE	277	292	268	266	298	288	274	243	353	265	229	242	349	265
MENTAL HEALTH	0	0	1	0	1	0	0	0	0	1	0	1	0	0
Sub Total	1,410	1,232	1,230	1,363	1,630	1,543	1,589	1,065	1,070	1,165	917	1,051	1,509	1,345
<b>JUVENILE</b>														
CRIMINAL A,B,C	99	119	152	179	222	265	254	80	104	103	163	179	210	220
CRIMINAL D,E	624	762	843	948	1,023	1,494	1,527	556	713	799	913	955	1,225	1,318
TRAFFIC CRIMINAL	2,170	2,173	1,869	2,071	1,599	2,092	2,535	1,852	2,346	1,958	2,038	1,610	1,995	2,509
Sub Total	2,998	3,173	2,966	3,347	3,033	4,148	4,573	2,565	3,248	2,937	3,259	2,861	3,630	4,247
CIVIL VIOLATIONS/ TRAFFIC INFRACTIONS	2,742	2,253	1,966	2,965	2,582	2,368	2,818	2,566	2,265	1,948	2,921	2,606	2,330	2,738
TOTAL	7,150	6,658	6,162	7,675	7,245	8,059	8,980	6,196	6,583	6,050	7,097	6,518	7,469	8,330

Footnotes appear on Page 179 of this report.



TABLE DC-5  
(con't.)

DISTRICT 11	FILINGS							DISPOSITIONS						
	1980	1981	1982	1983	1984	1985	1986	1980	1981	1982	1983	1984	1985	1986
<b>LIVERMORE FALLS</b>														
CIVIL	53	84	58	35	52	47	58	32	73	76	45	47	55	51
FAMILY ABUSE (b)	0	0	6	11	12	24	20	0	0	8	12	11	18	21
MONEY JUDGMENTS	23	33	25	9	20	21	17	26	7	42	17	28	21	12
SMALL CLAIMS	116	186	249	207	202	220	276	106	128	279	224	191	219	254
DIVORCE	50	64	50	50	48	56	47	49	58	60	55	45	57	57
MENTAL HEALTH	0	0	0	0	0	0	0	0	0	0	0	0	0	0
Sub Total	242	367	388	312	334	368	418	213	266	465	353	322	370	395
<b>JUVENILE</b>														
CRIMINAL A,B,C	18	26	19	28	18	23	21	12	17	30	18	18	26	22
CRIMINAL D,E	167	267	226	196	139	183	254	133	227	254	171	148	191	232
TRAFFIC CRIMINAL	397	464	407	369	318	328	358	374	478	397	329	353	336	350
Sub Total	626	821	664	608	503	561	691	564	779	701	534	547	576	652
<b>CIVIL VIOLATIONS/ TRAFFIC INFRACTIONS</b>														
	605	412	586	616	740	589	592	577	420	576	574	729	602	576
TOTAL	1,473	1,600	1,638	1,536	1,577	1,518	1,701	1,354	1,465	1,742	1,461	1,598	1,548	1,623
<b>RUMFORD</b>														
CIVIL	171	170	164	122	101	156	174	161	264	163	152	87	171	163
FAMILY ABUSE (b)	0	0	11	10	37	42	68	0	0	8	7	24	50	73
MONEY JUDGMENTS	261	117	126	73	101	98	90	417	343	280	156	85	79	145
SMALL CLAIMS	775	779	838	761	665	741	882	820	799	833	799	727	690	832
DIVORCE	125	118	98	112	118	115	120	127	191	84	121	105	122	97
MENTAL HEALTH	0	0	0	0	0	0	0	0	0	0	0	0	0	0
Sub Total	1,332	1,184	1,237	1,078	1,022	1,152	1,334	1,525	1,597	1,368	1,235	1,028	1,112	1,310
<b>JUVENILE</b>														
CRIMINAL A,B,C	60	64	34	36	41	46	24	29	62	35	12	46	13	12
CRIMINAL D,E	669	591	440	404	370	446	542	540	524	401	384	344	386	500
TRAFFIC CRIMINAL	922	894	860	665	550	613	594	926	744	736	626	510	565	555
Sub Total	1,710	1,684	1,399	1,183	1,009	1,188	1,237	1,548	1,435	1,261	1,074	953	1,034	1,159
<b>CIVIL VIOLATIONS/ TRAFFIC INFRACTIONS</b>														
	763	892	955	997	712	735	896	724	779	937	968	719	745	873
TOTAL	3,805	3,760	3,591	3,258	2,743	3,075	3,467	3,797	3,811	3,566	3,277	2,700	2,891	3,342
<b>SOUTH PARIS</b>														
CIVIL	131	138	115	97	153	147	210	138	153	90	144	118	117	207
FAMILY ABUSE (b)	0	0	26	29	44	43	74	0	0	20	24	38	41	74
MONEY JUDGMENTS	95	67	29	24	28	39	64	81	65	19	18	26	32	39
SMALL CLAIMS	595	729	999	1,372	827	1,335	1,528	445	658	823	1,202	836	1,111	1,480
DIVORCE	150	154	132	113	144	152	157	141	144	129	134	137	141	155
MENTAL HEALTH	0	0	0	0	0	0	0	0	0	0	0	0	0	0
Sub Total	971	1,088	1,301	1,635	1,196	1,716	2,033	805	1,020	1,081	1,522	1,155	1,442	1,955
<b>JUVENILE</b>														
CRIMINAL A,B,C	49	70	69	62	58	78	56	43	73	59	51	62	71	59
CRIMINAL D,E	306	312	409	246	227	368	404	283	307	338	265	194	313	387
TRAFFIC CRIMINAL	821	818	613	620	571	556	533	816	766	523	552	535	535	503
Sub Total	1,237	1,246	1,167	1,011	912	1,094	1,069	1,247	1,236	1,002	967	838	1,005	1,022
<b>CIVIL VIOLATIONS/ TRAFFIC INFRACTIONS</b>														
	650	466	515	543	685	703	938	664	683	530	559	634	672	871
TOTAL	2,858	2,800	2,983	3,189	2,793	3,513	4,040	2,716	2,939	2,613	3,048	2,627	3,119	3,848

Footnotes appear on Page 179 of this report.

TABLE DC-5  
(con't.)

DISTRICT 12	FILINGS							DISPOSITIONS						
	1980	1981	1982	1983	1984	1985	1986	1980	1981	1982	1983	1984	1985	1986
<b>FARMINGTON</b>														
CIVIL	193	266	242	186	195	238	226	202	271	202	199	188	206	230
FAMILY ABUSE (b)	0	0	25	28	40	42	48	0	0	16	24	36	37	50
MONEY JUDGMENTS	143	162	143	87	83	87	72	152	170	152	103	81	85	72
SMALL CLAIMS	558	659	730	826	893	924	773	547	596	678	904	795	921	846
DIVORCE	149	137	137	142	169	154	153	183	147	141	119	154	124	154
MENTAL HEALTH	0	0	0	0	0	0	0	0	0	0	0	0	0	0
Sub Total	1,043	1,224	1,277	1,267	1,380	1,445	1,272	1,084	1,184	1,189	1,349	1,254	1,373	1,352
JUVENILE	97	52	137	39	55	60	66	103	50	120	61	44	60	71
CRIMINAL A,B,C	57	73	76	82	131	85	80	61	78	71	76	90	115	84
CRIMINAL D,E	478	449	545	403	461	538	576	479	457	544	406	443	560	544
TRAFFIC CRIMINAL	1,042	1,221	1,042	1,003	892	919	914	1,039	1,184	1,033	956	888	903	889
Sub Total	1,674	1,795	1,800	1,527	1,539	1,602	1,636	1,682	1,769	1,768	1,499	1,465	1,638	1,588
CIVIL VIOLATIONS/ TRAFFIC INFRACTIONS	1,314	2,088	1,814	1,646	1,713	1,697	1,382	1,313	2,051	1,809	1,572	1,761	1,666	1,382
<b>TOTAL</b>	<b>4,031</b>	<b>5,107</b>	<b>4,891</b>	<b>4,440</b>	<b>4,632</b>	<b>4,744</b>	<b>4,290</b>	<b>4,079</b>	<b>5,004</b>	<b>4,766</b>	<b>4,420</b>	<b>4,480</b>	<b>4,677</b>	<b>4,322</b>
<b>SKOWHEGAN</b>														
CIVIL	501	482	377	359	469	404	424	454	405	479	403	441	413	393
FAMILY ABUSE (b)	0	0	87	115	125	141	160	0	0	69	105	108	144	151
MONEY JUDGMENTS	274	214	193	193	202	183	174	393	198	173	195	154	321	177
SMALL CLAIMS	913	1,005	1,135	1,330	1,396	1,268	1,593	899	740	1,031	1,260	1,429	1,181	1,719
DIVORCE	207	237	196	238	263	251	235	206	204	253	236	272	247	204
MENTAL HEALTH	2	0	0	0	0	0	0	3	0	1	0	0	0	0
Sub Total	1,897	1,938	1,988	2,235	2,455	2,245	2,586	1,955	1,545	2,006	2,199	2,404	2,306	2,644
JUVENILE	151	166	110	134	176	156	159	172	202	120	110	165	143	124
CRIMINAL A,B,C	183	132	136	188	146	167	168	168	136	119	195	125	146	118
CRIMINAL D,E	1,132	1,243	950	1,053	1,054	1,035	1,235	1,145	1,210	1,012	932	1,003	1,026	1,194
TRAFFIC CRIMINAL	1,904	2,239	1,953	1,978	1,617	2,035	2,044	1,983	2,210	1,931	1,918	1,477	1,888	1,911
Sub Total	3,370	3,780	3,149	3,353	2,993	3,383	3,606	3,468	3,758	3,182	3,155	2,770	3,203	3,347
CIVIL VIOLATIONS/ TRAFFIC INFRACTIONS	3,527	3,530	2,601	2,716	3,221	3,038	2,984	3,525	3,383	2,666	2,578	3,071	2,925	2,883
<b>TOTAL</b>	<b>8,794</b>	<b>9,248</b>	<b>7,738</b>	<b>8,304</b>	<b>8,669</b>	<b>8,676</b>	<b>9,176</b>	<b>8,948</b>	<b>8,686</b>	<b>7,854</b>	<b>7,932</b>	<b>8,245</b>	<b>8,434</b>	<b>8,874</b>

Footnotes appear on Page 179 of this report.

TABLE DC-5  
(con't.)

DISTRICT 13	FILINGS							DISPOSITIONS						
	1980	1981	1982	1983	1984	1985	1986	1980	1981	1982	1983	1984	1985	1986
<b>DOVER-FOXCROFT</b>														
CIVIL	142	124	127	103	84	96	96	138	137	153	134	87	105	115
FAMILY ABUSE (b)	0	0	24	26	60	46	66	0	0	17	28	44	39	63
MONEY JUDGMENTS	103	62	36	42	33	37	40	108	71	37	41	41	34	36
SMALL CLAIMS	475	506	478	325	349	392	438	441	498	515	339	303	442	434
DIVORCE	140	149	135	134	130	125	112	123	153	126	147	132	128	103
MENTAL HEALTH	0	0	0	1	1	2	4	0	0	0	1	1	2	4
Sub Total	860	841	800	631	657	698	756	810	859	848	690	608	750	755
JUVENILE	63	70	36	65	42	57	20	72	59	43	58	37	43	44
CRIMINAL A,B,C	77	67	104	69	83	98	84	75	76	94	81	79	103	91
CRIMINAL D,E	748	667	787	707	664	693	721	711	683	804	711	629	721	732
TRAFFIC CRIMINAL	577	670	538	640	567	585	595	580	690	551	666	566	543	638
Sub Total	1,465	1,474	1,465	1,481	1,356	1,433	1,420	1,438	1,508	1,492	1,516	1,311	1,410	1,505
CIVIL VIOLATIONS/ TRAFFIC INFRACTIONS	673	541	754	949	1,035	1,187	1,287	670	532	790	973	1,060	1,222	1,332
<b>TOTAL</b>	<b>2,998</b>	<b>2,856</b>	<b>3,019</b>	<b>3,061</b>	<b>3,048</b>	<b>3,318</b>	<b>3,463</b>	<b>2,918</b>	<b>2,899</b>	<b>3,130</b>	<b>3,179</b>	<b>2,979</b>	<b>3,382</b>	<b>3,592</b>
<b>LINCOLN</b>														
CIVIL	89	109	118	92	82	82	82	93	132	133	64	74	75	59
FAMILY ABUSE (b)	0	0	5	4	3	0	23	0	0	6	1	2	0	15
MONEY JUDGMENTS	74	71	46	59	44	27	22	61	69	57	30	18	13	7
SMALL CLAIMS	477	351	245	348	204	196	233	426	336	247	339	174	223	206
DIVORCE	86	91	74	62	66	81	71	92	105	79	60	56	68	67
MENTAL HEALTH	0	0	0	0	0	0	0	0	0	0	0	0	0	0
Sub Total	726	622	488	565	399	386	431	672	642	522	494	324	379	354
JUVENILE	31	30	28	11	14	18	8	33	23	31	11	16	12	9
CRIMINAL A,B,C	14	14	36	23	33	21	33	13	20	38	21	34	22	28
CRIMINAL D,E	459	394	493	277	350	307	349	460	390	484	293	317	258	310
TRAFFIC CRIMINAL	299	292	425	407	495	483	495	289	271	402	400	461	390	466
Sub Total	803	730	982	718	892	829	885	795	704	955	725	828	682	813
CIVIL VIOLATIONS/ TRAFFIC INFRACTIONS	2,498	2,009	1,804	1,885	1,936	1,846	1,769	2,500	2,038	1,805	1,932	1,854	1,807	1,710
<b>TOTAL</b>	<b>4,027</b>	<b>3,361</b>	<b>3,274</b>	<b>3,168</b>	<b>3,227</b>	<b>3,061</b>	<b>3,085</b>	<b>3,967</b>	<b>3,384</b>	<b>3,282</b>	<b>3,151</b>	<b>3,006</b>	<b>2,868</b>	<b>2,877</b>
<b>MILLINOCKET</b>														
CIVIL	109	114	118	118	107	76	69	116	123	156	138	121	108	89
FAMILY ABUSE (b)	0	0	4	18	20	19	25	0	0	3	16	18	12	18
MONEY JUDGMENTS	154	81	73	55	44	47	22	199	203	93	69	45	62	26
SMALL CLAIMS	362	255	232	162	181	195	157	415	296	247	186	153	185	159
DIVORCE	97	75	58	80	83	68	71	101	121	107	88	75	60	65
MENTAL HEALTH	0	0	0	2	1	1	3	0	0	0	2	1	1	3
Sub Total	722	525	485	435	416	406	347	831	743	606	499	413	428	360
JUVENILE	57	71	55	35	13	13	39	50	61	68	20	26	13	57
CRIMINAL A,B,C	35	43	22	19	30	31	33	30	35	25	23	25	22	17
CRIMINAL D,E	601	572	471	637	775	738	485	593	585	593	616	834	820	520
TRAFFIC CRIMINAL	606	690	338	435	325	345	441	580	683	427	410	318	305	336
Sub Total	1,299	1,376	886	1,126	1,143	1,127	998	1,253	1,364	1,113	1,069	1,203	1,160	930
CIVIL VIOLATIONS/ TRAFFIC INFRACTIONS	1,124	964	637	863	806	941	1,339	1,228	1,007	875	784	906	1,009	1,497
<b>TOTAL</b>	<b>3,145</b>	<b>2,865</b>	<b>2,008</b>	<b>2,424</b>	<b>2,365</b>	<b>2,474</b>	<b>2,684</b>	<b>3,312</b>	<b>3,114</b>	<b>2,594</b>	<b>2,352</b>	<b>2,522</b>	<b>2,597</b>	<b>2,787</b>

Footnotes appear on Page 179 of this report.

DISTRICT COURT--CHILD PROTECTIVE CASELOAD \*  
1986

TABLE DC-6

DISTRICT 1:	CARIBOU	19
	FORT KENT	0
	MADAWASKA	29
	VAN BUREN	0
	Sub Total	48
DISTRICT 2:	HOULTON	18
	PRESQUE ISLE	25
	Sub Total	43
DISTRICT 3:	BANGOR	80
	NEWPORT	14
	Sub Total	94
DISTRICT 4:	CALAIS	10
	MACHIAS	14
	Sub Total	24
DISTRICT 5:	BAR HARBOR	4
	BELFAST	15
	ELLSWORTH	18
	Sub Total	37
DISTRICT 6:	BATH	6
	BRUNSWICK	7
	ROCKLAND	17
	WISCASSET	11
	Sub Total	41
DISTRICT 7:	AUGUSTA	49
	WATERVILLE	27
	Sub Total	76
DISTRICT 8:	LEWISTON	60
	Sub Total	60
DISTRICT 9:	BRIDGTON	13
	PORTLAND	99
	Sub Total	112
DISTRICT 10:	BIDDEFORD	60
	KITTERY	9
	SPRINGVALE	34
	Sub Total	103
DISTRICT 11:	LIVERMORE FALLS	10
	RUMFORD	6
	SOUTH PARIS	2
	Sub Total	18
DISTRICT 12:	FARMINGTON	11
	SKOWHEGAN	39
	Sub Total	50
DISTRICT 13:	DOVER-FOXCROFT	13
	LINCOLN	4
	MILLINOCKET	4
	Sub Total	21
	STATE TOTAL	727

\* Reflects the number of complaints filed in the District Court by the State Department of Human Services alleging child abuse or neglect.

DISTRICT COURT--WAIVERS

TABLE DC-7

	1980	1981	1982	1983	1984	1985	1986
DISTRICT 1: CARIBOU	933	867	1,037	770	659	656	843
FORT KENT	381	652	490	598	486	653	543
MADAWASKA (g)	340	293	302	227	235	414	466
VAN BUREN (g)	131	207	128	58	51	116	152
Sub Total	1,785	2,019	1,957	1,653	1,431	1,839	2,004
DISTRICT 2: HOULTON (c)	1,883	2,274	1,866	1,689	1,200	1,321	1,596
PRESQUE ISLE	1,313	1,185	1,200	1,197	1,231	1,055	1,264
Sub Total	3,196	3,459	3,066	2,886	2,431	2,376	2,860
DISTRICT 3: BANGOR	2,939	3,230	4,255	3,704	4,717	6,693	8,363
NEWPORT	1,505	1,198	1,238	873	1,350	1,409	1,704
Sub Total	4,444	4,428	5,493	4,577	6,067	8,102	10,067
DISTRICT 4: CALAIS	753	633	674	1,002	863	897	832
MACHIAS	652	423	975	1,052	735	629	951
Sub Total	1,405	1,056	1,649	2,054	1,598	1,526	1,783
DISTRICT 5: BAR HARBOR	343	374	406	345	346	625	560
BELFAST	1,388	1,523	1,613	1,218	914	1,289	1,171
ELLSWORTH	1,357	2,082	3,257	2,735	2,364	2,117	2,476
Sub Total	3,088	3,979	5,276	4,298	3,624	4,031	4,207
DISTRICT 6: BATH	2,105	2,403	1,970	2,920	1,917	1,818	1,614
BRUNSWICK	4,538	3,741	4,245	3,783	3,586	3,052	3,406
ROCKLAND	1,309	1,500	1,522	1,089	1,419	1,557	1,335
WISCASSET	1,599	1,572	1,363	1,390	1,162	1,234	1,285
Sub Total	9,551	9,216	9,100	9,182	8,084	7,661	7,640
DISTRICT 7: AUGUSTA (g)	6,904	6,081	5,405	2,429	2,922	8,027	8,818
WATERVILLE	1,404	518	1,860	2,205	2,642	4,451	4,769
Sub Total	8,308	6,599	7,265	4,634	5,564	12,478	13,587
DISTRICT 8: LEWISTON	5,200	4,758	4,939	5,373	6,043	8,171	7,167
Sub Total	5,200	4,758	4,939	5,373	6,043	8,171	7,167
DISTRICT 9: BRIDGTON	1,395	987	1,223	1,401	1,332	872	1,039
PORTLAND (g)	16,333	18,375	19,237	7,021	16,977	20,174	27,568
Sub Total	17,728	19,362	20,460	8,422	18,309	21,046	28,607
DISTRICT 10: BIDDEFORD (g)	6,786	6,795	5,813	6,003	6,569	8,663	9,679
KITTERY	4,858	4,004	3,930	5,422	6,326	7,699	7,212
SPRINGVALE	2,709	2,421	2,302	2,641	2,560	2,725	3,608
Sub Total	14,353	13,220	12,045	14,066	15,455	19,087	20,499
DISTRICT 11: LIVERMORE FALLS	492	381	544	500	552	606	545
RUMFORD	696	779	989	936	751	781	881
SOUTH PARIS	543	488	422	455	494	452	552
Sub Total	1,731	1,648	1,955	1,891	1,797	1,839	1,978
DISTRICT 12: FARMINGTON	1,116	1,802	1,730	1,696	1,770	1,572	1,472
SKOWHEGAN	2,749	2,971	3,014	3,037	2,856	3,120	3,196
Sub Total	3,865	4,773	4,744	4,733	4,626	4,692	4,668
DISTRICT 13: DOVER-FOXCROFT	522	415	898	1,057	1,088	1,264	1,367
LINCOLN	1,510	1,577	1,721	1,779	2,044	1,997	1,777
MILLINOCKET (g)	925	711	544	930	1,074	1,187	1,313
Sub Total	2,957	2,703	3,163	3,766	4,206	4,448	4,457
STATE TOTAL (g)	77,611	77,220	81,112	67,535	79,235	97,296	109,524

Footnotes appear on Page 179 of this report.

**DISTRICT COURT ELECTRONIC RECORDING  
NUMBER OF TRANSCRIPTIONS - 1986\***

TABLE DC-8

<u>ORDERS FOR TRANSCRIPTS</u>	<u>NO. OF TRANSCRIPTIONS</u>
APPEAL TO SUPERIOR COURT	188
REMOVAL TO SUPERIOR COURT	1
APPEAL TO LAW COURT	16
BOUND-OVER CASES	12
REFERENCE	171
<b>TOTAL</b>	<b>388 (a)</b>
 <u>CATEGORY OF TRANSCRIPT</u>	
<u>CIVIL</u>	
- CIVIL	39
- CIVIL MOTION	12
- CUSTODY-DEPARTMENT OF HUMAN SERVICES	44
- MENTAL HEALTH	3
- DIVORCE	30
- DIVORCE MOTION	26
- SMALL CLAIM	12
- MONEY JUDGMENT	5
SUB TOTAL	171
- TRAFFIC INFRACTION	12
- CIVIL VIOLATION	
 <u>CRIMINAL (b)</u>	
- CRIMINAL A-B-C	21
- CRIMINAL D-E	166
- JUVENILE A-B-C	10
- JUVENILE D-E	4
SUB TOTAL	201
 <b>TOTAL</b>	 <b>389 (c)</b>

\*-Includes transcripts for 33 District Court locations as well as Augusta Mental Health Institute, Bangor Mental Health Institute and Pineland Center.

- (a) Of these 388 orders, 54 were of priority nature and 73 were prepared at state expense.
- (b) Of the 212 criminal transcriptions, 17 were for motions to suppress, 7 were for sentencing, 25 were for arraignments and 4 were for bail.
- (c) Since two criminal docket numbers were combined for one hearing, the total number of orders for transcripts is one less than the total under "Category of Transcript".

**DISTRICT COURT ELECTRONIC RECORDING  
RECORDING TIME BY COURT LOCATION - 1986**

TABLE DC-9

	NO. OF TAPES USED IN 1986	TOTAL HOURS OF ACTUAL RECORDING
AUGUSTA	251	753
BANGOR	278	834
BAR HARBOR	31	93
BATH	80	240
BELFAST	70	210
BIDDEFORD	134	402
BRIDGTON	21	63
BRUNSWICK	57	171
CALAIS	56	168
CARIBOU	65	195
DOVER-FOXCROFT	68	204
ELLSWORTH	140	420
FARMINGTON	118	354
FORT KENT	22	66
HOULTON	44	132
KITTERY	72	216
LEWISTON	291	873
LINCOLN	42	126
LIVERMORE FALLS	26	78
MACHIAS	61	183
MADAWASKA	21	63
MILLINOCKET	36	108
NEWPORT	38	114
PORTLAND	443	1,329
PRESQUE ISLE	58	174
ROCKLAND	128	384
RUMFORD	48	144
SKOWHEGAN	220	660
SOUTH PARIS	34	102
SPRINGVALE	71	213
VAN BUREN	5	15
WATERVILLE	132	396
WISCASSET	110	330
AUGUSTA MENTAL HEALTH INSTITUTE	94	282
BANGOR MENTAL HEALTH INSTITUTE	19	57
PINELAND CENTER	25	75
STATE TOTAL	3,409	10,227

**DISTRICT COURT**  
**FOOTNOTES**

- (a) In Van Buren District Court, estimates were provided for 1980-1981 filings and 1980-1982 dispositions.
- (b) Family abuse filings and dispositions were counted as "civil" cases during 1981.
- (c) In Houlton District Court, estimates have been provided for 1982 traffic criminal and criminal D-E dispositions, and all waivers.
- (d) In Belfast District Court, estimates have been provided for 1982 criminal A-B-C and criminal D-E filings.
- (e) In Bridgton District Court during 1982, some cases were erroneously recorded as "criminal D-E" cases when they should have been "traffic criminal" cases.
- (f) In Portland District Court, the criminal A-B-C dispositions for 1982 included 345 cases which remained pending because they were not dismissed by the District Attorney when they resulted in indictments in the Superior Court.

- (g) Waivers data were incomplete during 1983 as follows:

Madawaska:	No waivers reported in October
Van Buren:	No waivers reported from May thru December
Augusta:	No waivers reported from March thru July
Portland:	No waivers reported from March thru October
Biddeford:	No waivers reported in June and August
Millinocket:	No waivers reported in March

Waivers data were incomplete during 1984 as follows:

Augusta:	No waivers reported in July, August, September and December
----------	---



**DISTRICT COURT**  
**CASE TYPE DEFINITIONS**

- CIVIL:** Includes all civil cases not separated out below, including forcible entry and detainer, neglect of children, and reciprocal cases. Does not include civil violations which were formally considered criminal cases.
- FAMILY ABUSE:** Includes protection from abuse cases under Title 19.
- MONEY JUDGMENTS:** Includes disclosure cases, but does not include small claims disclosures.
- SMALL CLAIMS:** Includes small claims cases.
- DIVORCE:** Includes all divorce cases, annulments, and judicial separations, but does not include reciprocals.
- MENTAL HEALTH:** Includes all mental health cases.
- JUVENILE:** Includes all offenses committed by juveniles.
- CRIMINAL A,B,C:** Includes all crimes classified as murder, A, B, or C. (Such offenses committed by juveniles are included in the "juvenile" category).
- CRIMINAL D,E:** Includes all Title 17A crimes classified as D or E, plus all other non-traffic criminal offenses such as Fish and Game, and Marine Resources. Does not include Title 29 violations. Does not include civil drug violations. (Such offenses committed by juveniles are included in the "juvenile" category).
- TRAFFIC CRIMINAL:** Includes all Title 28 and 29 Class D or E non-infraction traffic such as Criminal OUI, Driving After Suspension, and Reckless Driving. Also includes PUC cases. (Such offenses committed by juveniles are included in the "juvenile" category).
- CIVIL VIOLATIONS AND TRAFFIC INFRACTIONS:** Includes all traffic infractions, Civil OUI cases, and those civil violations which have received a criminal docket number and which are punishable by fine, such as municipal ordinances, possession of a usable amount of marijuana, possession or transportation of liquor by minors, and dogs running at large. (Such offenses committed by juveniles are included in the "juvenile" category).

## **APPENDIX IV**

# **ADMINISTRATIVE COURT CASELOAD STATISTICS**



1986

ADMINISTRATIVE COURT

JUDGES

Hon. Edward W. Rogers, Administrative Court Judge

Hon. Dana A. Cleaves, Administrative Court Judge

CLERK

Diane Nadeau

ADMINISTRATIVE COURT CASELOAD STATISTICS

Table AC-1 portrays Administrative Court caseload since 1980, indicating a 31% rise in filings since 1980. The vast majority of this court's caseload originates from the Bureau of Liquor Enforcement.

Table AC-2 indicates the considerable amount of time contributed by Administrative Court judges and staff to the hearing of cases for the Superior Court and District Court. During 1986, the judges spent at least three weeks each month handling such cases. Secretaries spent 171 hours recording District Court cases and acted as courtroom clerk when the judge heard Superior Court cases.

ADMINISTRATIVE COURT CASELOAD STATISTICS

FILINGS

TABLE AC-1  
DISPOSITIONS

	1980	1981	1982	1983	1984	1985	1986	1980	1981	1982	1983	1984	1985	1986
APPEAL FROM DECISION OF BUR. OF ALCOHOLIC BEVERAGES	2	-	-	1	-	1	-	2	-	-	-	-	1	-
APPEAL FROM DECISION OF D.O.T.	-	-	1	-	-	-	-	-	-	-	1	-	-	-
APPEAL FROM DECISION OF LIQUOR COMM.	-	-	1	-	1	-	-	-	-	1	-	-	1	-
BOARD OF ACCOUNTANCY	-	1	-	-	-	-	-	-	1	-	-	-	-	-
BOARD OF CHIROPRACTIC EXAMINERS	-	-	-	-	1	-	-	-	-	-	-	-	-	-
BOARD OF DENTAL EXAMINERS	2	1	-	1	-	-	-	1	-	1	2	-	-	-
BOARD OF EXAMINERS OF PSYCHOLOGISTS	-	-	1	-	-	-	-	-	-	-	-	-	-	-
BOARD OF LICENSURE OF MEDICAL CARE FACILITIES OTHER THAN HOSPITALS	1	-	-	-	-	-	-	-	-	-	-	-	-	-
BOARD OF REGISTRATION IN MEDICINE	-	-	-	1	2	-	4	-	-	-	1	1	1	3
BOARD OF REGISTRATION OF SUBSTANCE ABUSE COUNSELORS	-	-	-	-	-	-	1	-	-	-	-	-	-	-
BOARD OF TRUSTEES OF THE MAINE CRIMINAL JUSTICE ACADEMY	-	-	-	1	-	-	-	-	-	-	1	-	-	-
BUREAU OF CONSUMER CREDIT PROTECTION	-	-	-	-	1	-	-	-	-	-	-	1	-	-
BUREAU OF LIQUOR ENFORCEMENT	293	285	255	318	395	273	348	235	282	283	290	403	279	364
BUREAU OF MAINE STATE POLICE	11	2	4	-	-	-	8	12	3	3	-	-	-	10
CITIZEN COMPLAINT AGAINST A NOTARY PUBLIC	-	-	-	1	-	-	-	-	-	-	1	-	-	-
DEPT. OF ENVIRONMENTAL PROTECTION	1	-	-	-	-	-	-	-	1	-	-	-	-	-
DEPARTMENT OF HUMAN SERVICES	5	8	7	1	4	2	2	3	2	6	4	3	3	-
DEPT. OF AGRIC., FOOD & RURAL RESOURCES	-	-	-	-	1	-	-	-	-	-	-	-	-	-
DEPT. OF INLAND FISHERIES AND WILDLIFE	-	-	-	3	-	-	-	-	1	-	1	-	-	-
DEPARTMENT OF MARINE RESOURCES	-	-	6	-	-	-	-	-	-	5	1	-	-	-
DEPT. OF MENTAL HEALTH & RETARDATION	-	-	1	-	-	-	-	-	-	-	1	-	-	-
ELECTRICIANS EXAMINING BOARD	-	-	-	-	1	-	-	-	-	-	-	1	-	-
HARNESS RACING COMMISSSION	15	13	8	17	12	-	1	5	7	8	13	11	2	1
OIL AND SOLID FUEL LICENSING BOARD	-	-	-	-	1	-	-	-	-	-	-	-	1	-
REAL ESTATE COMMISSION	-	-	1	1	1	1	-	-	-	-	1	1	1	-
STATE BOARD OF NURSING	-	1	-	2	1	-	-	-	1	-	1	2	-	-
SUPERINTENDENT OF INSURANCE	-	-	-	2	1	1	-	-	-	-	2	1	1	-
TOTAL	330	311	285	349	422	278	364	258	298	307	320	424	290	378

**DISTRICT COURT CASES HEARD BY ADMINISTRATIVE COURT JUDGES**

TABLE AC-2

	1983 Hearings Held	1983 Cases Disposed	1984 Hearings Held	1984 Cases Disposed	1985 Hearings Held	1985 Cases Disposed	1986 Hearings Held	1986 Cases Disposed
DIVORCE	231	149	99	124	142	99	102	91
CIVIL	172	90	70	43	61	36	83	52
SMALL CLAIMS	268	268	137	113	1	1	15	15
DISCLOSURES	110	110	36	36	-	-	15	15
FORCEABLE ENTRY AND DETAINER	14	14	2	2	-	-	-	-
FAMILY ABUSE	2	2	-	-	2	2	1	1
PROTECTIVE CUSTODY	96	96	1	1	-	-	-	-
CRIMINAL ARRAIGNMENTS	10	10	-	-	-	-	-	-
<b>TOTAL</b>	<b>903</b>	<b>739</b>	<b>345</b>	<b>319</b>	<b>206</b>	<b>138</b>	<b>216</b>	<b>174</b>

The Administrative Court judges devoted at least 1-1/2 weeks each month to the hearing of District Court cases.  
The Administrative Court secretaries devoted 171 hours to recording these cases.

**SUPERIOR COURT CASES HEARD BY ADMINISTRATIVE COURT JUDGES**

	1984 Hearings Held	1984 Cases Disposed	1985 Hearings Held	1985 Cases Disposed	1986 Hearings Held	1986 Cases Disposed
DIVORCE	221	145	196	155	207	220
CIVIL	39	30	26	21	28	26
PROTECTION FROM ABUSE	1	1	-	-	-	-
<b>TOTAL</b>	<b>261</b>	<b>176</b>	<b>222</b>	<b>176</b>	<b>235</b>	<b>246</b>

The Administrative Court judges devoted at least 1-1/2 weeks each month to the hearing of Superior Court cases.  
The Administrative Court secretaries serve as courtroom clerk for these cases.



# **APPENDIX V**

## **COURT MEDIATION SERVICE**

### **CASELOAD STATISTICS**





## COURT MEDIATION SERVICE CASELOAD STATISTICS

The Court Mediation Service provides a supplementary method of dispute resolution in domestic relations, small claims and other types of cases in the District Court and the Superior Court. From 1977 to July 1984, participation in mediation was voluntary in domestic relations cases. In July 1984, new legislation was enacted requiring mandatory mediation of contested divorce cases in which minor children are involved, thereby drastically increasing the number of domestic case mediations.

Pursuant to 4 MRSA §18, the Chief Justice of the Supreme Judicial Court established the Court Mediation Committee to set policy for and monitor the Court Mediation Service, and the Court Mediators' Selection Committee to assume responsibility for the selection, training and evaluation of mediators. The Director of the Court Mediation Service is Lincoln H. Clark and Jane Orbeton is Deputy Director; both are appointed from among the mediators. Associate Administrative Court Judge Dana A. Cleaves serves as judicial liaison to the Service. In order to simplify administration, the mediators are divided into seven regions, each headed by a mediator serving as regional coordinator. Court mediators are independent contractors, receiving per diem fees and travel expenses. Mediations held during 1986 were conducted by 58 mediators. During the year eight new mediators were added and 11 mediators left service. The District Court is responsible for providing necessary clerical assistance for the Court Mediation Service office and arranges for appropriate facilities in which to hold mediations.

A total of 3,920 mediation sessions were held during 1986, of which 2,899 were for domestic relations cases and 1,021 were for small claims and other types of civil cases, representing a 35% decline since 1985. This decline may be due to several factors: (1) the suspension of mediation from February 1, 1986 until April 22, 1986, due to shortage of funds; (2) the Legislature's enactment of a special mediation fee of \$60 beginning in April 1986; (3) a decline in the number of divorce filings; (4) an increase in mediator efficiency; and (5) an increase in settlements by attorney negotiations.

Beginning in 1986, data are also available on the number of cases mediated. There were 3,412 cases mediated, of which 2,416 were domestic relations and 996 were non-domestic. The ratio is 1.2 sessions per domestic relations case and 1.0 for non-domestic cases. The disposition of the 3,412 cases in 1986 was as follows:

Referred to Trial	27%
Resolved to Mediator	45%
Continued to Another Future Session	13%
Other	15%

Table CM-1 compares the total number of mediation sessions in District Court and Superior Court for 1983 through 1986. Domestic case mediations drastically increased by 431% from 1983 to 1984, and again by 165% from 1984 to 1985, but decreased by 41% from 1985 to 1986.

Unlike previous Annual Reports, which only detailed mediation sessions by court location, this year's report provides detail on the number of cases mediated. Table CM-2 details the number of cases mediated held in each District Court location and the type of disposition for each case, while Table CM-3 provides identical information for the Superior Court locations.

Total Number Of Mediation SESSIONS In District And Superior Courts--1983-1986

TABLE CM-1

	DOMESTIC				NON-DOMESTIC				TOTAL DOMESTIC & NON-DOMESTIC						
	RESOLVED BY MEDIATOR	REFERRED TO TRIAL	OTHER	TOTAL DOMESTIC	RESOLVED BY MEDIATOR	REFERRED TO TRIAL	OTHER	TOTAL NON-DOMESTIC	RESOLVED BY MEDIATOR	% OF TOTAL	REFERRED TO TRIAL	% OF TOTAL	OTHER	% OF TOTAL	GRAND TOTAL
<b>1983</b>															
Dist Ct	143	43	95	281	534	256	89	879	677	58.4	299	25.8	184	15.9	1160
Sup Ct	30	10	29	69	1	0	0	1	31	44.3	10	14.3	29	41.4	70
Total	173	53	124	350	535	256	89	880	708	57.6	309	25.1	213	17.3	1230
<b>1984</b>															
Dist Ct	897	353	443	1693	535	274	76	885	1432	55.5	627	24.3	519	20.1	2578
Sup Ct	53	49	64	166	0	0	0	0	53	31.9	49	29.5	64	38.6	166
Total	950	402	507	1859	535	274	76	885	1485	54.1	676	24.6	583	21.2	2744
<b>1985</b>															
Dist Ct	1852	769	1866	4487	584	484	89	1157	2436	43.2	1253	22.2	1955	34.6	5644
Sup Ct	99	98	234	431	0	0	0	0	99	23.0	98	22.7	234	54.3	431
Total	1951	867	2100	4918	584	484	89	1157	2535	41.7	1351	22.2	2189	36	6075
<b>1986</b>															
Dist Ct	998	482	1170	2650	527	390	103	1020	1525	41.6	872	23.8	1273	34.7	3670
Sup Ct	72	54	123	249	0	1	0	1	72	28.8	55	22.0	123	49.2	250
Total	1070	536	1293	2899	527	391	103	1021	1597	40.7	927	23.6	1396	35.6	3920

NOTES: "Other" includes sessions continued, not held, not further scheduled and other. Cases "not further scheduled" are those in which virtually all major issues are resolved and the case before the judge will likely be uncontested, but a minor issue such as attorney fees may be outstanding.  
The decrease in the percentage of resolved mediations in 1985 compared to previous years is a result of a refinement made to the mediator's reporting forms.

COURT MEDIATION SERVICE--1986 District Court CASES Mediated By Court Location

TABLE CM-2

DISTRICT COURT LOCATION	RESOLVED BY MEDIATOR		REFERRED TO TRIAL		CONTINUED		OTHER		NOT FURTHER SCHEDULED		NOT HELD*		TOTAL		GRAND TOTAL
	DOM	N/D	DOM	N/D	DOM	N/D	DOM	N/D	DOM	N/D	DOM	N/D	DOM	N/D	
- AUGUSTA	71	27	35	19	22	3	24	1	9	0	7	0	168	50	218
- BANGOR	70	33	44	16	24	1	18	0	12	0	9	0	177	50	227
- BAR HARBOR	4	1	4	5	3	1	5	0	1	0	0	0	17	7	24
- BATH	44	18	14	4	10	3	18	1	3	0	4	0	93	26	119
- BELFAST	13	6	10	2	4	0	8	0	0	0	0	0	35	8	43
- BIDDEFORD	76	47	29	39	29	9	30	1	19	0	14	0	197	96	293
- BRIDGTON	10	9	6	14	1	3	0	1	3	0	4	0	24	27	51
- BRUNSWICK	28	14	6	12	7	1	4	3	8	0	2	0	55	30	85
- CALAIS	5	0	5	0	4	0	0	0	1	0	0	0	15	0	15
- CARIBOU	26	0	14	0	7	0	9	0	1	0	3	0	60	0	60
- DOVER-FOXCROFT	14	18	11	8	6	0	3	0	1	0	1	0	36	26	62
- ELLSWORTH	18	13	11	11	9	2	8	2	3	0	5	0	54	28	82
- FARMINGTON	29	27	10	19	10	6	4	3	3	0	3	0	59	55	114
- FORT KENT	0	0	1	0	0	0	0	0	0	0	0	0	1	0	0
- HOULTON	4	0	6	0	8	0	8	0	1	0	2	0	29	0	29
- KITTERY	17	26	8	23	2	0	9	2	10	0	4	0	50	51	101
- LEWISTON	67	52	36	33	21	7	17	0	16	0	11	0	168	92	260
- LINCOLN	15	8	7	4	5	2	1	0	2	0	0	0	30	14	44
- LIVERMORE FALLS	6	0	1	0	1	0	1	0	1	0	2	0	12	0	12
- MACHIAS	13	0	8	0	3	0	5	0	2	0	2	0	33	0	33
- MADAWASKA	8	0	7	0	2	0	6	0	0	0	0	0	23	0	23
- MILLINOCKET	11	12	7	8	1	1	3	0	1	0	1	0	24	21	45
- NEWPORT	14	6	9	8	5	0	2	1	0	0	1	0	31	15	46
- PORTLAND	151	81	45	85	56	11	25	5	25	0	19	1	321	183	504
- PRESQUE ISLE	13	0	22	0	12	0	3	0	0	0	0	0	50	0	50
- ROCKLAND	47	19	13	19	14	6	14	2	2	0	1	0	91	46	137
- RUMFORD	11	0	6	0	4	0	0	0	1	0	4	0	26	0	26
- SKOWHEGAN	30	41	11	6	9	2	17	2	5	0	5	0	77	51	128
- SOUTH PARIS	12	0	11	0	4	0	5	0	2	0	0	0	34	0	34
- SPRINGVALE	24	21	13	19	7	1	6	2	8	0	8	1	66	44	110
- WATERVILLE	29	26	20	17	13	2	12	0	4	0	9	0	87	45	132
- WISCASSET	26	15	10	13	13	2	6	0	2	0	3	0	60	30	90
STATE TOTAL	906	520	440	384	316	63	271	26	146	0	124	2	2203	995	3198

NOTES:

DOM = Domestic N/D = Non Domestic

\*Not Further Scheduled\*: cases in which virtually all major issues are resolved and the case before the judge will likely be uncontested, but a minor issue such as attorney fees may be outstanding.

\*Not Held\*: one of the parties or the attorneys did not appear and failed to inform the mediator; the mediator is still paid and the case is either rescheduled or cancelled if a settlement has been reached.

COURT MEDIATION SERVICE--1986 Superior Court CASES Mediated By Court Location

TABLE CM-3

SUPERIOR COURT LOCATION	RESOLVED BY MEDIATOR		REFERRED TO TRIAL		CONTINUED		OTHER		NOT FURTHER SCHEDULED		NOT HELD*		TOTAL		GRAND TOTAL
	DOM	N/D	DOM	N/D	DOM	N/D	DOM	N/D	DOM	N/D	DOM	N/D	DOM	N/D	
- ANDROSCOGGIN	1	0	2	0	1	0	2	0	2	0	0	0	8	0	8
- AROOSTOOK	4	0	2	0	0	0	0	0	0	0	1	0	7	0	7
- CUMBERLAND	25	0	10	1	16	0	8	0	4	0	5	0	68	1	69
- FRANKLIN	2	0	5	0	4	0	1	0	1	0	0	0	13	0	13
- HANCOCK	0	0	2	0	2	0	2	0	0	0	0	0	6	0	6
- KENNEBEC	6	0	2	0	1	0	2	0	2	0	2	0	15	0	15
- KNOX	2	0	0	0	1	0	0	0	1	0	1	0	5	0	5
- LINCOLN	1	0	2	0	1	0	0	0	0	0	0	0	4	0	4
- OXFORD	1	0	4	0	1	0	1	0	2	0	1	0	10	0	10
- PENOBSCOT	3	0	5	0	3	0	2	0	2	0	0	0	15	0	15
- PISCATAQUIS	0	0	0	0	0	0	1	0	0	0	0	0	1	0	1
- SAGadahoc	1	0	0	0	0	0	2	0	1	0	0	0	4	0	4
- SOMERSET	15	0	8	0	4	0	4	0	2	0	4	0	37	0	37
- WALDO	0	0	0	0	1	0	0	0	0	0	0	0	1	0	1
- WASHINGTON	0	0	1	0	0	0	0	0	0	0	0	0	1	0	1
- YORK	8	0	6	0	1	0	2	0	1	0	0	0	18	0	18
STATE TOTAL	69	0	49	1	36	0	27	0	18	0	14	0	213	1	214

NOTES:

DOM = Domestic N/D = Non Domestic

\*Includes mediations for which one of the parties or the attorneys did not appear and failed to inform the mediator. As a result, the mediator is paid and the case is either rescheduled or cancelled if a settlement has been reached.