

MAINE STATE LEGISLATURE

The following document is provided by the
LAW AND LEGISLATIVE DIGITAL LIBRARY
at the Maine State Law and Legislative Reference Library
<http://legislature.maine.gov/lawlib>




Reproduced from scanned originals with text recognition applied
(searchable text may contain some errors and/or omissions)

**STATE OF MAINE
JUDICIAL DEPARTMENT**

1985

ANNUAL REPORT



**STATE OF MAINE
JUDICIAL DEPARTMENT**

**1985
ANNUAL REPORT**

Published by:
Administrative Office of the Courts
70 Center Street
P.O. Box 4820 D.T.S.
Portland, Maine 04112

State of Maine

ADMINISTRATIVE OFFICE OF THE COURTS

P.O. Box 4820 Downtown Station
Portland, Maine 04112
207-879-4792

Dana R. Baggett
State Court Administrator

April, 1986

The Honorable Vincent L. McKusick
Chief Justice of the Supreme Judicial Court

The Honorable Joseph E. Brennan
Governor of Maine

Ladies and Gentlemen of the
112th Legislature

It is my privilege and pleasure to transmit to you the Tenth Annual Report of the Judicial Department.

This has been the busiest year ever in the history of the Maine trial courts. Superior Court filings reached an all-time high of 17,707 with a dramatic increase in criminal filings of 20 percent. The Superior Court rose to the occasion - it managed to reduce its backlog of civil cases to the lowest level in recent history and implemented an expedited civil case processing system to move uncomplicated cases to trial more quickly. But, inevitably, the number of criminal cases awaiting trial at year end rose to an all-time high. The District Court also experienced an unprecedented high in its caseload with almost 250,000 cases filed, nearly 13 percent above 1984.

There is a tendency to depersonalize the meaning of these statistics. We write and talk as if the Judicial Department and its four court systems are tangible entities of their own. In reality, the men and women who work in our courts - judges, clerks, secretaries, official court reporters, assistant clerks, court administrators and others - bore the entire impact of this workload. They have worked hard this year in service to the public. This report documents their efforts.

As always, this report is made possible by the contributions of many people. The statistical data originate where the work is done, at our 51 trial court locations and other offices around the state. These data are compiled and edited in this office by Debra Olken, who is responsible for the entire publication. She was greatly assisted by Deanna Swan and Fran Norton. Many others also helped. My thanks to all of them.

Sincerely,



Dana R. Baggett
State Court Administrator

TABLE OF CONTENTS

| <u>SUBJECT</u> | <u>PAGE</u> |
|---|-------------|
| "THE STATE OF THE JUDICIARY" by Chief Justice Vincent L. McKusick . | 1 |
| COURT STRUCTURE..... | 7 |
| History | 7 |
| Supreme Judicial Court and Law Court | 7 |
| Superior Court | 8 |
| District Court | 8 |
| Administrative Court | 9 |
| COURT CASELOAD STATISTICAL SUMMARY | 10 |
| COURT ADMINISTRATION | 11 |
| ADMINISTRATIVE OFFICE OF THE COURTS | 12 |
| Overview | 12 |
| Fiscal | 14 |
| Court Facilities | 21 |
| Personnel Relations | 22 |
| Judicial Education..... | 22 |
| Non-Judicial Education | 23 |
| Judicial Resources | 23 |
| Court Automation | 24 |
| Computer Assisted Legal Research..... | 24 |
| Records Management..... | 24 |
| COURT APPOINTED SPECIAL ADVOCATE PROGRAM | 25 |
| COURT MEDIATION SERVICE | 25 |
| CIVIL CASEFLOW EXPEDITION PROJECT | 25 |
| LEGISLATIVE AND RULE HIGHLIGHTS..... | 26 |
| COMMITTEES OF THE JUDICIAL DEPARTMENT..... | 29 |
| Committee Listing..... | 29 |
| Committee Membership | 30 |
| MAINE JUDICIAL COUNCIL..... | 37 |
| APPENDICES | |
| I. Law Court Caseload Statistics | 39 |
| II. Superior Court Caseload Statistics..... | 47 |
| III. District Court Caseload | 139 |
| IV. Administrative Court Caseload Statistics | 167 |
| V. Court Mediation Service Caseload Statistics..... | 170 |

**INDEX
TABLES AND GRAPHS**

| <u>FISCAL</u> | | <u>PAGE</u> |
|------------------------------------|---|-------------|
| F-1 | Comparative Expenditure Summary | 14 |
| F-2 | Expenditures by Subdivision (graph)..... | 15 |
| F-3 | Judicial Branch Percentage of State Expenses (graph)..... | 15 |
| F-4 | Expenditures by Category (graph) | 16 |
| F-5 | Revenue and Expenditures (graph) | 17 |
| F-6 | Comparative Revenue Summary | 18 |
| F-7 | Comparative Revenue Summary for Superior Court | 19 |
| F-8 | 1985 Revenue (graph) | 19 |
| F-9 | Comparative Revenue Summary for District & Administrative Court . | 20 |
| <u>LAW COURT CASELOAD</u> | | |
| LC-1 | Total Caseload..... | 41 |
| LC-2 | Dispositions | 42 |
| LC-3 | Average Time to Disposition | 43 |
| LC-4 | Actual Time to Disposition | 44 |
| LC-5 | Written Opinions (graph) | 45 |
| LC-6 | Appellate Division Caseload | 46 |
| <u>SUPERIOR COURT CASELOAD</u> | | |
| SC-1 | Total Caseload (graph)..... | 52 |
| SC-2 | Caseload Summary | 53 |
| SC-3 | Civil, URESA, Criminal: Percent of Total Caseload | 70 |
| SC-4 | Civil Caseload (graph)..... | 71 |
| SC-5 | Civil Filings Summary | 72 |
| SC-6 | Civil Dispositions Summary | 73 |
| SC-7 | Civil Pending Summary | 74 |
| SC-8 | Civil Filings and Dispositions by Type of Case | 75 |
| SC-9 | Civil Dispositions by Type of Disposition | 80 |
| SC-10 | Civil Jury Trials | 89 |
| SC-11 | Civil Non Jury Trials | 90 |
| SC-12 | Age of Pending Caseload..... | 91 |
| SC-13 | Average Time to Jury Trial | 92 |
| SC-14 | Average Time to Disposition | 93 |
| SC-15 | Actual Time to Disposition | 94 |
| SC-16 | URESAs Caseload (graph)..... | 99 |
| SC-17 | URESAs Filings Summary | 100 |
| SC-18 | URESAs Dispositions Summary | 101 |
| SC-19 | URESAs Pending Summary | 102 |
| SC-20 | Criminal Caseload (graph) | 103 |
| SC-21 | Criminal Filings Summary | 104 |
| SC-22 | Criminal Dispositions Summary | 105 |
| SC-23 | Criminal Pending Summary | 106 |
| SC-24 | Criminal Filings and Dispositions by Type of Case | 107 |

INDEX
TABLES AND GRAPHS
(continued)

SUPERIOR COURT CASELOAD (continued) PAGE

| | | |
|-------|--|-----|
| SC-25 | Criminal Indictments Filed After Boundover | 112 |
| SC-26 | Criminal Filings and Dispositions by Class of Charge | 113 |
| SC-27 | Criminal Filings by Type of Recording Method | 118 |
| SC-28 | Criminal Pending Caseload & Outstanding Warrants of Arrest | 119 |
| SC-29 | Criminal Dispositions by Type of Case & Class of Charge | 120 |
| SC-30 | Criminal Dispositions by Type of Disposition | 121 |
| SC-31 | Criminal Jury Trials | 130 |
| SC-32 | Criminal Jury Trials by Type of Case | 131 |
| SC-33 | Criminal Jury Waived Trials | 132 |
| SC-34 | Average Time to Jury Trial | 133 |
| SC-35 | Average Time to Disposition | 134 |
| SC-36 | Actual Time to Disposition | 135 |

DISTRICT COURT CASELOAD

| | | |
|------|---|-----|
| DC-1 | Total Filings | 143 |
| DC-2 | Total Filings in the Ten Largest Courts | 144 |
| DC-3 | Filings, Excluding "Civil Violations & Traffic Infractions" | 145 |
| DC-4 | Composition of 1985 Caseload (graph) | 146 |
| DC-5 | Filings and Dispositions by Type of Case | 147 |
| DC-6 | Waivers | 162 |
| DC-7 | Electronic Recording Division, Number of Transcriptions | 163 |
| DC-8 | Electronic Recording Division, Recording Time by Court Location . . . | 164 |

ADMINISTRATIVE COURT CASELOAD

| | | |
|------|---|-----|
| AC-1 | Dist. Ct. and Sup. Ct. Cases Heard by Admin. Ct. Judges | 168 |
| AC-2 | Caseload Statistics | 169 |

COURT MEDIATION SERVICE CASELOAD

| | | |
|------|---------------------------------------|-----|
| CM-1 | Mediations by Month (graph) | 171 |
| CM-2 | Total Mediations (graph) | 172 |
| CM-3 | District Court Mediations | 173 |
| CM-4 | Superior Court Mediations | 174 |

"THE STATE OF THE JUDICIARY"
by
Chief Justice Vincent L. McKusick

**A Report to the Joint Convention
of the 112th Maine Legislature
(Second Regular Session)**

February 18, 1986

"THE STATE OF THE JUDICIARY"

A Report to the Joint Convention
of the 112th Legislature

By Chief Justice Vincent L. McKusick

February 18, 1986

It's a high honor to address this Joint Convention for a second time. Last February I spoke to you about the Policy of the Three C's - comity, communication, and cooperation. I suggested to you that "there is a governmental principle parallel to the Separation of Powers Doctrine - and that principle teaches us that each of the three branches must practice a policy of comity, communication, and cooperation with the other branches on matters of common concern." It is in that Spirit of the Three C's that I welcome this opportunity to report again to you of the Legislative Branch. Joining me today are my colleagues of the Supreme Judicial Court as well as the Chiefs of our trial courts, Chief Justice Clifford and Chief Judge Devine, and our State Court Administrator Dana Baggett. All of us look forward to visiting with you after the adjournment of this Joint Convention.

Last year, at the outset of your first and longer session, I gave you a comprehensive review of the business of the Maine courts. This year I intend more of an update - a survey of what the Three Branches, working together in the spirit of the Three C's, have accomplished in the first 14 months of your current legislative term - and then I will discuss some matters of common concern that we are now facing.

Let me start with a report from each of the courts for the year 1985. First, our trial courts experienced a remarkable upsurge in case filings as compared with 1984. In the District Court new cases jumped 13%, to nearly a quarter of a million, by far the highest ever. For the first time, civil violations and traffic infractions passed the 100,000 mark. The filing in 1985 of 25,000 small claims - "small" only relatively, since damages recovered can go as high as \$1,400 - also set a new record for the District Court.

In the Superior Court, although civil filings grew only modestly, criminal case filings fairly exploded - they increased by over 20%. The increases in our biggest counties for criminal caseload were even more dramatic - 27% in Cumberland County and 53% in York.

It is, however, more than number of filings that measures the litigation explosion Maine courts are facing. Consistent with a phenomenon observed all across the country, court cases in Maine are qualitatively becoming more complex and more time-consuming to try. In the Superior Court the trial of run-of-the-mill auto negligence cases, once commonplace, has been replaced by much more complex litigation - for example, lengthy product liability suits, and zoning and other appeals produced by increased development pressures in many parts of Maine. Any new administrative regulation adds to the workload of the Superior Court, to which appeals are taken from both local and state agency decisions. For example, the hospital cost containment law of two years ago is just now beginning to produce administrative appeals to the Superior Court that promise to have economic complications similar to appeals the Law Court gets from the Public Utilities Commission, along with the difficult procedural and legal issues that come with a new statutory scheme.

The District Court is experiencing the same increase in the length and complexity of its trials. Marital property questions in divorce cases and the difficult issues involved in child protection and parental rights termination cases are just some examples.

I am proud of the steps taken by our trial courts to improve their operations in the face of these greater demands. Under Chief Justice Clifford's leadership, the expedited case flow program for civil cases, started experimentally in 4 counties in November 1984, went statewide the first of this month. In this program, a judge reviews every civil case soon after it is filed. About 3/4 of the civil cases are found suitable to put on a fast track and the reviewing judge sets the time schedule for completing discovery and going to trial. Many of the other cases, particularly the megacases with multiple parties and complex issues, are specially assigned to a single judge. Through this active judicial management of litigation from the start, the Superior Court is cutting down on delay and expense to the benefit of the public.

I told you last year of the District Court's plans for using volunteer guardians ad litem for children involved in abuse and neglect proceedings. Under Chief Judge Devine's leadership and with financing by a federal grant, lay volunteers have been selected and trained and the program is fully under way at several court locations. You have before you a proposal to formalize this program as a regular feature of our District Court. This is a splendid program on its own merits, but has the additional attractiveness of not being any drain on our court budget. Any administrative expense for operating the lay volunteer system will be less than the attorneys' fees we otherwise would have to pay for the lawyer guardians. I am confident that without any net additional expense this CASA (court appointed special advocate) program so-called will much improve the way the courts handle these sensitive and most important child protection cases.

Turning to the Law Court, in 1985, 518 new appeals were filed - somewhat higher than any prior year. As in the trial courts, moreover, our civil appeals are becoming observably more complex and demanding. Along with discharging their rulemaking and administrative responsibilities, my hard-working colleagues keep us well abreast of our heavy appellate caseload.

In the spirit of the Three C's, you of this 112th Legislature in your first regular session took several steps to help us in improving court operations. I pick out some examples. First, you last year authorized a commission appointed by the Governor, the President, the Speaker, and myself to study the possible relocation and consolidation of the Supreme Judicial Court into its own building here at the seat of State Government in Augusta. We look forward to receiving before the end of this year that commission's balanced appraisal of the pros and cons of such a move. Second, you last year started the process of improving court facilities in Cumberland, Sagadahoc, and Waldo Counties by enacting the enabling legislation by which the people of those counties last November 5th authorized court-building bond issues. Third, thanks to your financial support and with the help of a federal grant, we are well on the way towards computerizing our trial courts. The "laboratory" has been the Rockland District Court where Deputy Chief Judge Pease presides. Soon, other courts will be automated and vital computer links established with the Division of Motor Vehicles and the State Police. We look to computers to help our hard-pressed clerks' offices cope with burgeoning caseloads and to give our judges prompt and complete information before sentencing. Fourth, you last year corrected an oversight in the new judicial retirement law affecting older judges. Fifth, you by statute established the Court Mediation Service as a

permanent structural feature of the Judicial Department. Mandated for any contested issues in a divorce case where the couple have minor children, the mediation service has been used more, and has proven more efficacious, than any of us dared hope. In 1985 our mediation service conducted 4,400 divorce mediations, and 1,200 in small claims cases - and Lincoln Clark, the director, tells me that mediation when mandated is turning out to be as successful as when pursued at the parties' choice.

At this second regular session of the 112th Legislature, our mutual policy of the Three C's is faced with its principal challenge in regard to the financial needs of the courts in these difficult budgetary times. First, let me comment generally on the financing of our unified state court system. State funding and unified statewide management of our courts went into effect on January 1st just 10 years ago. The 1975 Legislature adopted that forward-looking change on the recommendation of the Study Commission and bore the name of its chairman, Senator, later Attorney General, Joseph E. Brennan. For more than 8 of the past 10 years, I have been privileged, as head of the Judicial Department, to work with you and your predecessor legislatures and with the Governor for the improvement of the courts of Maine. You have done much to that end. You of the Legislature eliminated trial de novo in the Superior Court on appeals by criminal defendants already convicted in the District Court. You restructured the appeals in workers' compensation cases. You created the position of Chief Justice of the Superior Court. You created the State Court Library Committee, initially headed by the late Justice Thomas E. Delahanty, to provide professional supervision for the 18 county law libraries. We are appreciative of the financial support you have given the courts over the years. With that support, improved court facilities have come into being at many smaller locations around the state. Effective within the past 15 months, you of the Legislature increased judicial salaries from their prior position of being the lowest in the nation.

In spite of the court improvements that have often involved increased appropriations, the cost of operating the courts remains in the range of only some 1% of total state expenditures. At the same time the net burden on the public fisc is further reduced by the revenues turned in to the General Fund from the fines and fees imposed by the courts.

The general operating expenses of the courts - the "All Other" account exclusive of personnel costs and capital expenditures - include some substantial items over which we have little control if the courts are to be open and operating. For example, the Constitution requires the State to provide counsel for indigent criminal defendants, as well as counsel and other professional assistance for children and parents involved in child neglect and abuse cases brought by the Department of Human Services. Those mandated costs are, in Maine, made a financial responsibility of the Judicial Department. Our "All Other" account also pays for juror and witness fees, rent on leased court facilities, and all the other expenses of running the courts outside personnel costs. The litigation explosion - increased numbers and complexity of cases - translates directly into greater costs for the general operations of the courts.

On February 1, the Supreme Judicial Court took steps to assure that we do not exhaust the "All Other" appropriation before the end of the current fiscal year. The Court instituted a number of emergency cost-saving or cost-deferring measures, such as the suspension of any expenditures for judicial education, the elimination of computerized legal research, and a freeze on equipment purchases. We have also

had to suspend our court mediation program, except for the most critical cases. We had already expended more than the entire amount appropriated for the mediation program for this whole fiscal year. The demand for mediation far outran our budgeting expectations - that overrun resulted from mediation being required in divorce cases involving children and from its becoming routinely available for other cases everywhere across the state. Mediation has proved its value in spades. In appropriate cases, mediation produces a better brand of justice. I hope that working together we can resume of that valuable public service at a very early date.

The other financial issues before you involve, first, the tentative collective bargaining agreements negotiated with court employees. Two years ago, collective bargaining for Judicial Department employees came about by coordinated action taken by the Legislature and the Supreme Judicial Court, jointly advised by a citizens committee chaired by Dean James Carignan of Bates College. To avoid any problem of separation of powers, the Legislature enacted a statute, and at the same time the Supreme Judicial Court issued an administrative order, establishing in identical parallel fashion the right of court employees to bargain collectively. Pursuant to both the statute and the order, the Supreme Judicial Court designated the State Court Administrator as the bargaining representative of the Judicial Department. The process thus set in motion by the Legislature and the Court has now run its course and has produced proposed two-year contracts for court employees starting last July 1. The cost items in the contracts do not become effective until the Legislature appropriates the moneys to cover them. I recommend the funding of those contracts that have been duly negotiated through the collective bargaining process set up jointly by the Legislature and the Supreme Judicial Court.

Second, as of December 1 a year ago, the Legislature replaced a pay-as-you-go retirement system for judges with a funded, contributory retirement system, similar to the Maine State Retirement System available to other state employees. The aggregate amount of funding for that judicial retirement system in this current biennium is also at issue.

Third, the State has an obligation under the outstanding federal court order to complete the job of making all court facilities accessible to the handicapped.

In the face of these budget problems, we in the Judicial Branch have been alert not only to the need for cost control but also to opportunities for appropriate revenue enhancement. Of course, court revenues are not dedicated; they go into the General Fund. Nonetheless, they can't be ignored in addressing the courts' financial needs. The litigation explosion that causes greater costs also tends to increase fees and fine revenue. Last June 1, the Supreme Judicial Court by rule more than doubled civil filing fees in all courts, the second increase in three years. At the same time, the Court is sensitive to the danger that higher filing fees will reduce court access, and so by rule the Court has provided for the waiver of filing fees in those few cases where appropriate. We expect court fines and fees to product nearly \$14 million for the State in this fiscal year, an increase of 16% over last year.

In a second place, the Judicial Council, which I by statute head, directed a year ago a study of the collection of criminal and civil fines. A broadly representative committee, chaired by Assistant Attorney General William Stokes, has recommended for your consideration at this session a comprehensive bill designated to give the district attorneys and others representing the State better tools for collecting the fines imposed by the courts. In light of the \$50 million collected in court


fines in the past 5 years, a collection record of 97% might not be considered too bad by private business standards; however, any appreciable amount of uncollected public fines cannot be tolerated. The integrity of our court processes is damaged by the willful disregard of a fine imposed for a civil or criminal wrong, or by the willful failure to appear in response to a court summons.

In the spirit of the Three C's, your Joint Committee on Appropriations and Financial Affairs has designated a subcommittee to work with us on the financial concerns of the courts. You have my firm commitment to give you all the help at our command as you address the question of the financial needs of the courts.

Next year the whole nation will commemorate the 200th anniversary of the signing of the United States Constitution on September 17, 1787. The British statesman Gladstone a century ago called "the American Constitution ... the most wonderful work (of government) ever struck off at a given time by the brain and purpose of man." We were part of one of the 13 original States - the District of Maine within the Commonwealth of Massachusetts. Our four representatives participated in what Catherine Drinker Bowen in her story of the Constitutional Convention called the "Miracle at Philadelphia." The next year Maine towns sent 46 delegates on the arduous trip to Boston to take part in the state ratification convention.

Your President and your Speaker and I are joining Governor Brennan in proposing the creation of a Maine Commission on the Bicentennial of the United States Constitution. That Commission representing the three Branches can encourage and coordinate the plans already started by many civic and educational organizations in Maine and can cooperate with the like effort in the Mother Commonwealth. This is a time when all of us should count, and count again, the blessings of ordered liberty that we enjoy under the oldest constitution in today's world.

I wish you all well as you address your weighty responsibilities in the next couple of months. What is accomplished in these halls in the Spirit of the Three C's will decide the quality of justice in Maine for some time to come. Thank you very much for your time and attention.



COURT STRUCTURE

History

Supreme Judicial Court and Law Court

Superior Court

District Court

Administrative Court

COURT CASELOAD STATISTICAL SUMMARY

COURT ADMINISTRATION

ADMINISTRATIVE OFFICE OF THE COURTS

Overview

Fiscal

Court Facilities

Personnel Relations

Judicial Education

Non—Judicial Education

Judicial Resources

Court Automation

Computer Assisted Legal Research

Records Management

COURT APPOINTED SPECIAL ADVOCATE PROGRAM

COURT MEDIATION SERVICE

CIVIL CASEFLOW EXPEDITION PROJECT

LEGISLATIVE AND RULE HIGHLIGHTS

COMMITTEES OF THE JUDICIAL DEPARTMENT

Committee Listing

Committee Membership

MAINE JUDICIAL COUNCIL

COURT STRUCTURE

HISTORY

Until separation in 1820, Maine was a part of Massachusetts and therefore included in the Massachusetts court system. However, in 1820, Article VI, Section 1, of the new Maine Constitution established the judicial branch of government stating: "The judicial power of the State shall be vested in a Supreme Judicial Court, and such other courts as the Legislature shall from time to time establish". From the start of statehood, the Supreme Judicial Court was both a trial court and an appellate court or "Law Court". The new State of Maine also adopted the same lower court structure as existed in Massachusetts, and the court system remained unchanged until 1852. The Probate Courts were created in 1820 as county-based courts and have remained so to date. The Court Reorganization Act of 1852 increased the jurisdiction of the Supreme Judicial Court to encompass virtually every type of case, increased the number of justices and authorized the justices to travel in circuits.

The next major change in the system came in 1929, when the Legislature created the statewide Superior Court to relieve the overburdened Supreme Judicial Court. Meanwhile, the lower courts continued to operate much as they always had until 1961 when the municipal courts and the trial justices system was abolished and the new District Court created. The most recent change to the Maine Judicial System occurred in 1978 with the addition of the Administrative Court.

SUPREME JUDICIAL COURT AND LAW COURT

The Supreme Judicial Court is the governing body of the Judicial Department, and, sitting as the Law Court, it is the court of final appeal. The Law Court hears appeals of civil and criminal cases from the Superior Court, appeals from final judgments, orders and decrees of the Probate Court, appeals of decisions of the Public Utilities Commission and the Workers Compensation Commission's Appellate Division, parental rights termination appeals from the District Court, interlocutory criminal appeals from the District and Superior Courts, and appeals of decisions of a single justice of the Supreme Judicial Court. A justice of the Supreme Judicial Court has jurisdiction to hear, with his consent, non jury civil actions, except divorce or annulment of marriage, and can be assigned by the chief justice to sit in the Superior Court to hear cases including post-conviction matters and jury trials. In addition, single justices handle both admission to the bar and bar disciplinary proceedings. The justices of the Supreme Judicial Court make decisions regarding legislative apportionment and render advisory opinions concerning important questions of law on solemn occasions when requested by the governor, Senate, or House of Representatives. Three members of the Supreme Judicial Court, appointed by the chief justice, serve as the Appellate Division for the review of criminal sentences of one year or more.

By statute, the chief justice is head of the Judicial Department, and the Supreme Judicial Court has general administrative and supervisory authority over the Judicial Department.

The Supreme Judicial Court has seven members: the chief justice and six associate justices. The justices are appointed by the governor for seven-year terms, with the consent of the legislature. The court determines the number, time and place of its terms depending on the volume of cases. The court sits in Portland four times a year and in Bangor twice a year. Each term runs from two to three weeks and handles from 50 to 60 cases.

Upon retirement, a Supreme Judicial Court justice may be appointed an active retired justice by the governor for a seven-year term, with the consent of the legislature. On assignment by the chief justice, an active retired justice has the same authority as an active justice, and may sit in either the Supreme Judicial Court or the Superior Court. Two active retired justices served in the Supreme Judicial Court through 1985.

SUPERIOR COURT

The Superior Court was created by the legislature in 1929 as Maine's trial court of general jurisdiction. The court has original jurisdiction over all matters (either exclusively or concurrently with other courts) that are not within the exclusive jurisdiction of the District Court. This is the only court in which civil and criminal jury trials are held. In addition, justices of this court hear appeals on questions of law from the District Court and from the Administrative Court.

There are 15 justices of the Superior Court who hold sessions of the Court in each of the 16 counties. The justices are appointed by the governor for seven-year terms, with the consent of the legislature. A single justice is designated by the chief justice of the Supreme Judicial Court to serve as the chief justice of the Superior Court.

Upon retirement, a Superior Court Justice may be appointed an active retired justice by the governor for a seven year term, with the consent of the legislature. On assignment by the Superior Court chief justice, an active retired justice has the same authority as an active justice. In 1985, there were two active retired justices in the Superior Court.

DISTRICT COURT

The District Court was created by the legislature in 1961 as Maine's court of limited jurisdiction. The court has original jurisdiction in non felony criminal cases, traffic infractions and civil violations, can accept guilty pleas in felony cases and conducts probable cause hearings in felony cases. The court has concurrent jurisdiction with the Superior Court in divorce, termination of parental rights and protection from abuse cases, non equitable civil cases involving not more than \$30,000, and also may grant equitable relief in cases of unfair trade practices and in cases involving local land use violations. The District Court is the small claims court (for cases involving not more than \$1400) and the juvenile court. In addition, the court hears mental health, forcible entry and detainer, quiet title and foreclosure cases. It is the only court available for the enforcement of money judgments.

There are 23 judges in the District Court; the chief judge, who is designated by the chief justice of the Supreme Judicial Court, 8 judges-at-large who serve throughout the state, and 15 resident judges (including the Chief Judge) who sit principally within the districts where they live. The judges are appointed by the governor for seven-year terms, with the consent of the legislature. On assignment by the chief justice of the Supreme Judicial Court, District Court judges may also sit in the Superior Court.

Upon retirement, a District Court judge may be appointed an active retired judge by the governor for a seven-year term, with the consent of the legislature. On assignment by the chief judge, an active retired judge has the same authority as an active judge. In 1985, there were six active retired judges in the District Court.

ADMINISTRATIVE COURT

The Administrative Court was created by the legislature in 1973 and became a part of the Judicial Department in 1978. Prior thereto, the Administrative Court had jurisdiction over suspension and revocation of licenses by a specific list of executive agencies. Effective July 1, 1978, the legislature substantially expanded the jurisdiction of the Administrative Court. Other than in emergency situations, the Administrative Court was granted exclusive jurisdiction upon complaint of an agency or, if the licensing agency fails or refuses to act within a reasonable time, upon complaint of the Attorney General, to revoke or suspend licenses issued by the agency, and original jurisdiction upon complaint of a licensing agency to determine whether renewal or issuance of a license of that agency may be refused. Effective in 1983, the Administrative Court also has exclusive jurisdiction to hear appeals from disciplinary decisions of the Real Estate Commission.

There are two judges of the Administrative Court; the Administrative Court judge and the Associate Administrative Court judge. The judges must be lawyers and are appointed by the governor for seven-year terms, with the consent of the legislature. On assignment by the chief justice of the Supreme Judicial Court, Administrative Court judges regularly sit in the District Court or in the Superior Court.

COURT CASELOAD STATISTICAL SUMMARY

Caseloads throughout Maine's state court system have undergone significant changes during the past several years. There are characteristic differences in 1985 court caseload compared to that of the 1970's, but these changes are difficult to quantify. For instance, statistics cannot demonstrate the degree to which civil litigation has become increasingly complex, and it is often impossible to document the actual impact of new legislation each year. Nonetheless, the statistical analyses contained in the appendices to this report should provide an understanding of the composition and status of the state court caseload.

In the Law Court, the state's highest appellate court, incoming filings remained virtually stable in 1985 compared to last year. There were 518 cases filed, but the 520 dispositions resulted in a net reduction of pending caseload. In cases for which opinions were written, the average time from notice of appeal to final disposition by the Law Court was 9.8 months. The court wrote 110 opinions in criminal cases and 188 opinions in civil cases.

The Superior Court is the state's court of general jurisdiction. The 17,707 cases filed in 1985 represent the highest number ever filed in the Superior Court. There were 5,513 civil cases filed in 1985, a 1.3% increase over 1984. Coupled with a slight increase in dispositions, the pending caseload continued its five-year decline and reached its lowest level in recent history. There were a total of 5,899 dispositions, of which 50% were dismissed upon agreement of the parties. An additional 7.5% were dismissed by the court after two years of inaction. The 218 civil jury trials held in 1985 accounted for 3.7% of all dispositions. Each Superior Court location reported a time from filing to disposition of well over one year, with a statewide average of 564 days. A look at only those cases going to jury trial reveals that an average of 2.7 years was required for the average civil case to proceed from filing to jury trial.

The number of Superior Court criminal filings rose to all all-time high of 10,508 cases in 1985, a 20% increase over the level reported in 1984. Since there were over 1,200 more cases filed than disposed in 1985, the 6,724 criminal cases pending also represented the highest level in Superior Court history. There were a total of 5,296 criminal cases transferred from the District Court to the Superior Court. Of the 9,444 defendants disposed in 1985, 57.1% were convicted, while dismissals by either the court or the District Attorney accounted for 30%. There were 468 criminal jury trials during 1985, which represented about 5% of all dispositions. Indictments took an average of about seven and one half months to reach a jury trial, while transfers required a little less than six months.

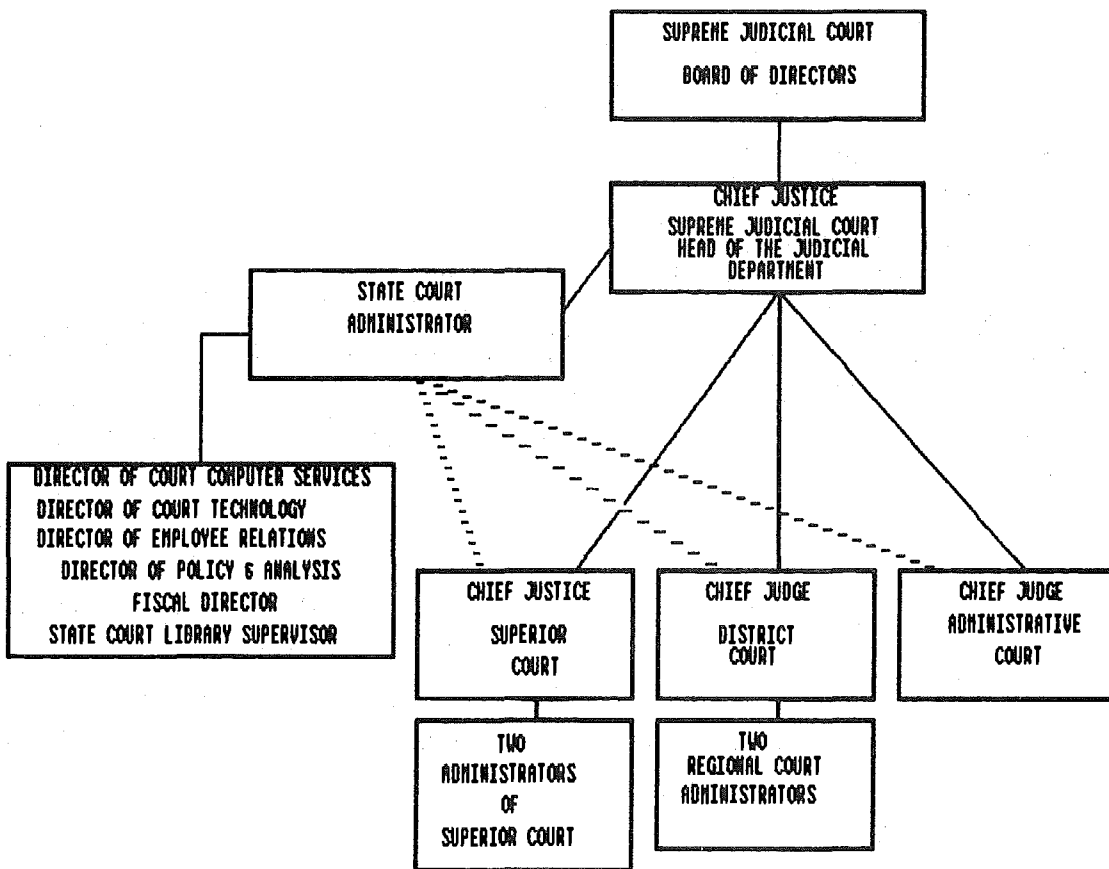
The state's major court of limited jurisdiction is the District Court. This court has witnessed large increases in caseload during the past year, reaching an all-time high of almost 250,000 filings, a 12.8% increase over 1984. Civil violations and traffic infractions, the case category responsible for 44% of the Court's caseload, totaled 108,482 -- 16,000 cases more than the number filed in 1984. Other types of cases meeting unprecedented levels in 1985 included family abuse, small claims, mental health, criminal A, B and C, and criminal D and E.

The Administrative Court has jurisdiction over the suspension and revocation of administrative agency licenses. In 1985, the number of filings in the Administrative Court totaled 278, a 34% decrease from the number reported during the previous year.

COURT ADMINISTRATION

The administrative structure of the Maine Judicial Department is similar to that of a corporation. The Supreme Judicial Court serves as the Department's "board of directors" and by statute has general administrative and supervisory authority over the Department. This authority is exercised by promulgating rules, issuing administrative orders, establishing policies and procedures, and generally advising the chief justice. The chief justice is designated as head of the Judicial Department and is assisted by the state court administrator. Each of the four operating courts has a single administrative head, responsible to the chief justice, who also heads the Law Court. The chief justice in the Superior Court and the chief judge in the District Court are each assisted by two court administrators. The chiefs and the administrators meet at least every other month to address administrative and policy issues, although each court's chief meets with his respective administrators on a more frequent basis.

JUDICIAL DEPARTMENT MANAGEMENT STRUCTURE



ADMINISTRATIVE OFFICE OF THE COURTS

OVERVIEW

The Administrative Office of the Courts was created in 1975. The office is directed by the state court administrator who is appointed by and serves at the pleasure of the chief justice. The Administrative Office staff is appointed by the state court administrator with the approval of the chief justice, and includes the following positions:

- Accountant
- Accounting Clerks (3)
- Director of Court Computer Services
- Director of Court Technology
- Director of Employee Relations
- Director of Policy and Analysis
- Fiscal Director
- Purchasing Manager/Accountant
- Secretaries (2)
- State Court Library Supervisor

Pursuant to 4 M.R.S.A. §17, the state court administrator's responsibilities are as follows:

1. **Continuous survey and study.** Carry on a continuous survey and study of the organization, operation, condition of business, practice and procedure of the Judicial Department and make recommendations to the Chief Justice concerning the number of judges and other judicial personnel required for the efficient administration of justice. Assist in long and short range planning;
2. **Examine the status of dockets.** Examine the status of dockets of all courts so as to determine cases and other judicial business that have been unduly delayed. From such reports, the administrator shall indicate which courts are in need of additional judicial personnel and make recommendations to the Chief Justice, to the Chief Justice of the Superior Court and to the Chief Judge of the District Court concerning the assignment or reassignment of personnel to courts that are in need of such personnel. The administrator shall also carry out the directives of the Chief Justice as to the assignment of personnel in these instances;
3. **Investigate complaints.** Investigate complaints with respect to the operation of the courts;
4. **Examine statistical systems.** Examine the statistical systems of the courts and make recommendations for a uniform system of judicial statistics. The administrator shall also collect and analyze statistical and other data relating to the business of the courts;
5. **Prescribe uniform administrative and business methods, etc.** Prescribe uniform administrative and business methods, systems, forms, docketing and records to be used in the Supreme Judicial Court, in the Superior Court and in the District Court;
6. **Implement standards and policies set by the Chief Justice.** Implement standards and policies set by the Chief Justice regarding hours of court, the assignment of term parts and justices;

7. **Act as fiscal officer.** Act as fiscal officer of the courts and in so doing:
 - a. Maintain fiscal controls and accounts of funds appropriated for the Judicial Department;
 - b. Prepare all requisitions for the payment of state moneys appropriated for the maintenance and operation of the Judicial Department;
 - c. Prepare budget estimates of state appropriations necessary for the maintenance and operation of the Judicial Department and make recommendations with respect thereto;
 - d. Collect statistical and other data and make reports to the Chief Justice, to the Chief Justice of the Superior Court and to the Chief Judge of the District Court relating to the expenditures of public moneys for the maintenance and operation of the Judicial Department;
 - e. Develop a uniform set of accounting and budgetary accounts for the Supreme Judicial Court, for the Superior Court and for the District Court and serve as auditor of the Judicial Department;
8. **Examine arrangements for use and maintenance of court facilities.** Examine the arrangements for the use and maintenance of court facilities and supervise the purchase, distribution, exchange and transfer of judicial equipment and supplies thereof;
9. **Act as secretary.** Act as secretary to the Judicial Conference;
10. **Submit an annual report.** Submit an annual report to the Chief Justice, Legislature and Governor of the activities and accomplishments of the office for the preceding calendar year;
11. **Maintain liaison.** Maintain liaison with executive and legislative branches and other public and private agencies whose activities impact the Judicial Department;
12. **Prepare and plan clerical offices.** Prepare and plan for the organization and operation of clerical offices serving the Superior Court and the District Court;
13. **Implement preservice and inservice educational and training programs.** Develop and implement preservice and inservice educational and training programs for nonjudicial personnel of the Judicial Department; and,
14. **Perform duties and attend other matters.** Perform such other duties and attend to such other matters consistent with the powers delegated herein assigned to him by the Chief Justice and the Supreme Judicial Court.

FISCAL

The expenditure and revenue data are presented for the State fiscal year ended June 30. The Judicial Department operates from the State general funds which are appropriated by the legislature. It also administers grants from public sources.

As shown by Graph F-5, there has been a steady increase since FY'77 (the first year for which comparable data was collected and reported) in both expenditures and revenues for the courts at all levels. Total expenditures for the courts have increased 172.2% from \$6,516,431 in FY'77 to \$17,739,522 in FY'85. Revenues have increased 104.4% from \$5,775,643 in FY'77 to \$11,804,311 in FY'85.

Expenditures

Judicial Department expenditures for FY'85 totaled \$17,769,843, an increase of 20.2% over the previous year. The following is a summary of expenditures by Department subdivision:

TABLE F-1

COMPARATIVE EXPENDITURE SUMMARY FOR FISCAL YEARS
ENDED JUNE 30TH

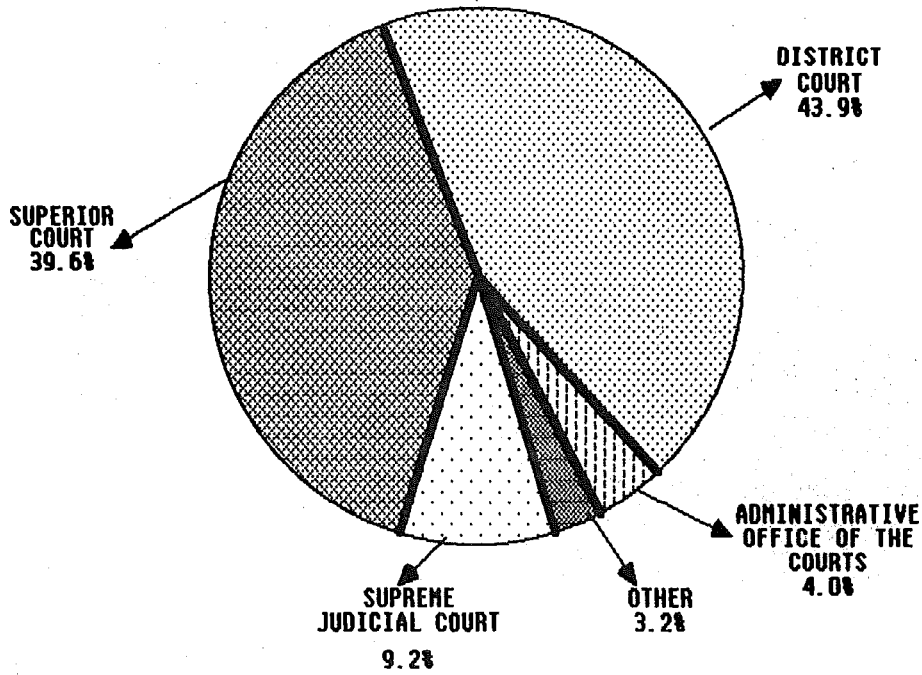
| SUBDIVISION | 1984 | 1985 | % OF CHANGE |
|-------------------------------------|---------------|---------------|-------------|
| JUDICIAL COUNCIL | \$ 6,133 | \$ 6,030 | -1.7 |
| SUPREME JUDICIAL COURT | 1,464,137 | 1,642,261 | 12.2 |
| SUPERIOR COURT | 6,015,364 | 7,033,064 | 16.9 |
| DISTRICT COURT | 6,596,484 | 7,806,744 | 18.3 |
| ADMINISTRATIVE COURT | 176,563 | 243,363 | 37.8 |
| ADMINISTRATIVE OFFICE OF THE COURTS | 419,175 | 716,044 | 70.8 |
| SPECIAL PROJECTS* | 8,870 | 30,321 | 241.8 |
| OTHER DEPARTMENT ACTIVITIES | 91,421 | 292,016 | 219.4 |
| TOTAL | \$ 14,778,147 | \$ 17,769,843 | 20.2 |

As in prior years, statutory payments to County Law Libraries have been included in Superior Court expenditures.

*Special Projects which were administered with federal moneys during the fiscal year were as follows:

-Technical Training.....\$30,321

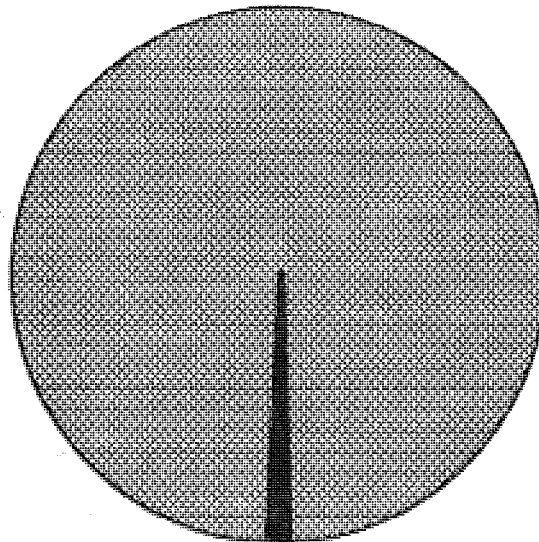
EXPENDITURES BY SUBDIVISION



*OTHER INCLUDES: JUDICIAL COUNCIL, ADMINISTRATIVE COURT, SPECIAL PROJECTS AND OTHER DEPARTMENT ACTIVITIES.

JUDICIAL % OF STATE EXPENSES

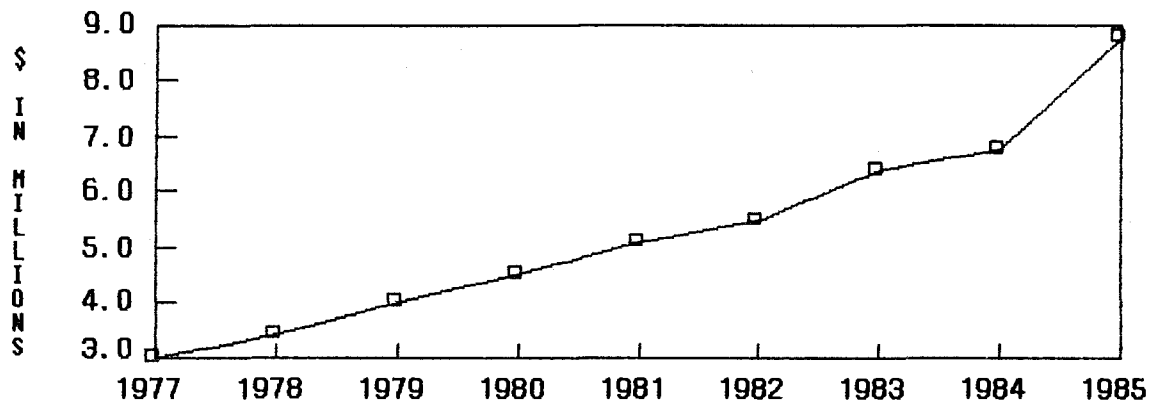
LEGISLATIVE AND EXECUTIVE
BRANCHES
98.8%



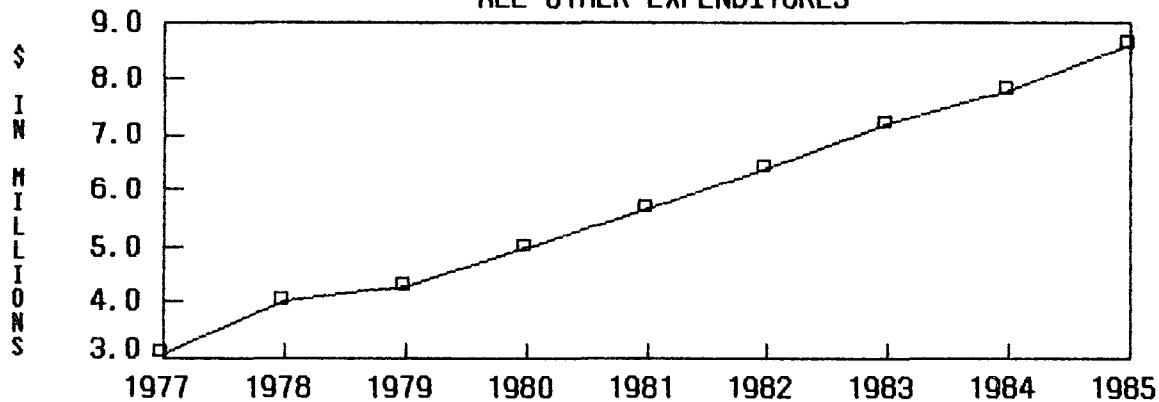
JUDICIAL BRANCH
1.2%

EXPENDITURES
BY CATEGORY

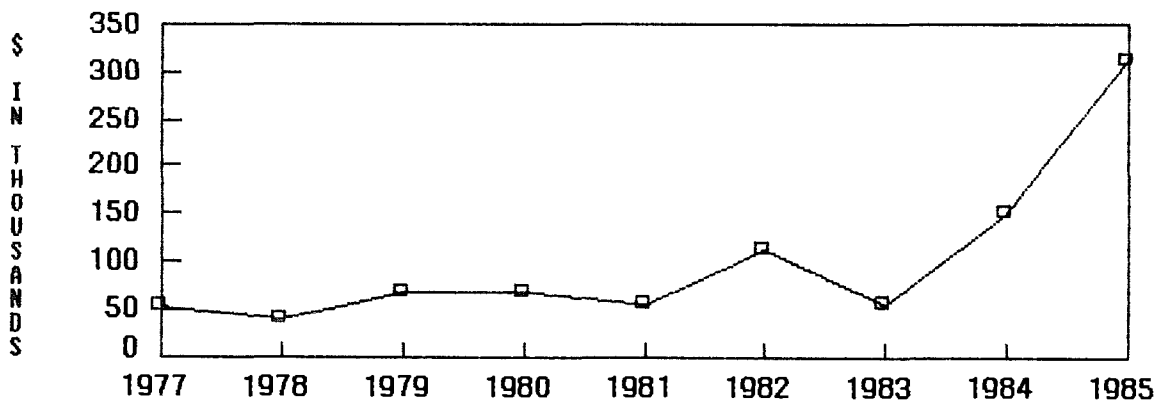
PERSONAL SERVICES EXPENDITURES



ALL OTHER EXPENDITURES



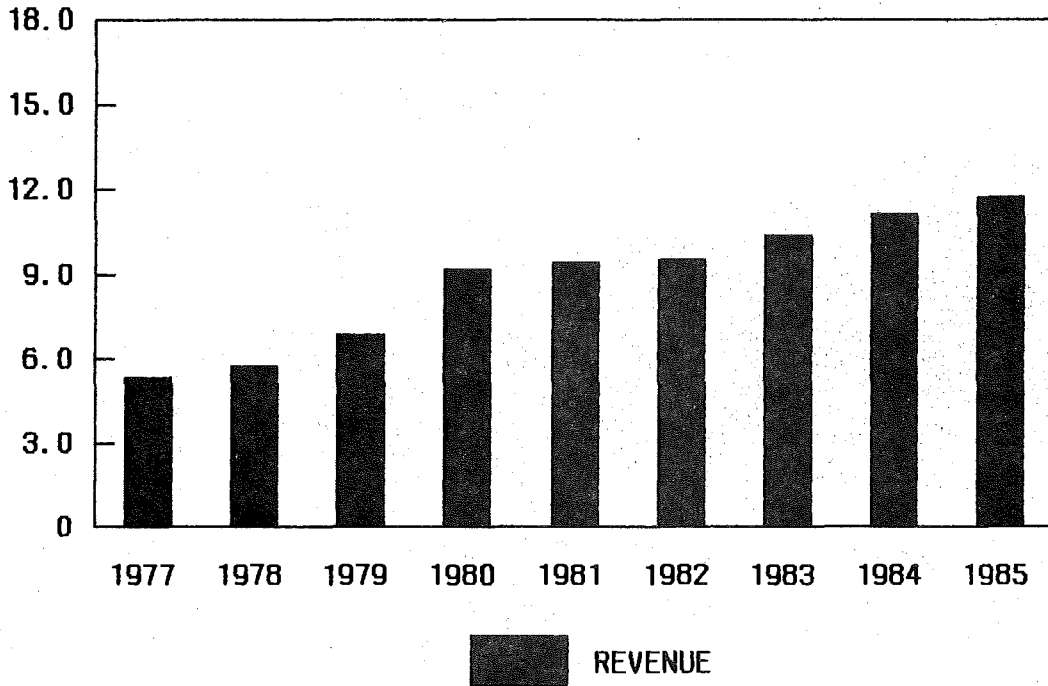
CAPITAL EXPENDITURES



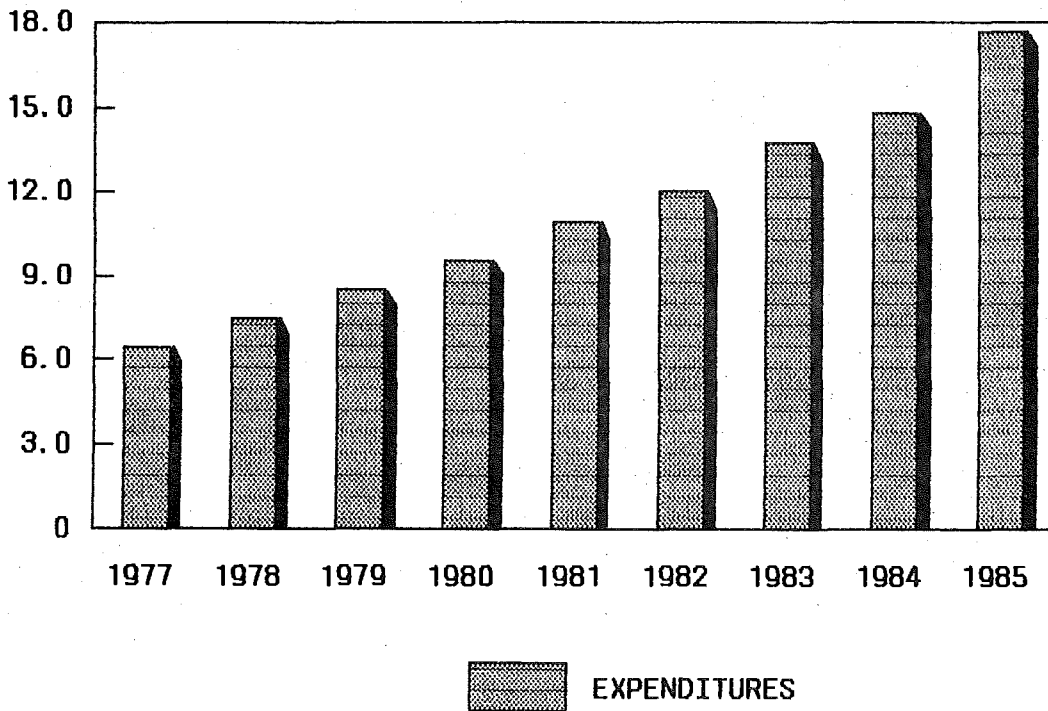
REVENUE AND EXPENDITURES

GRAPH F-5

\$ IN MILLIONS



\$ IN MILLIONS



Revenue

Judicial Department gross revenue for FY'85 totaled \$11,804,311. Table F-6 below identifies a source breakdown of that revenue for FY'82, FY'83, FY'84 and FY'85, and the percent change. Revenue and percent change by court location is shown in Table F-7 and F-9.

All funds collected by the Judicial Department, except project grants, go into the State General Fund. A relatively small proportion of these funds consist of fines for specific violations of law which are dedicated to certain agencies. A comparative summary of dedicated fines by fiscal year is also shown below.

TABLE F-6

COMPARATIVE REVENUE SUMMARY FOR FISCAL YEARS ENDED JUNE 30TH

| REVENUE | 1982 | 1983 | % CHANGE 1982-1983 | 1984 | % CHANGE 1983-1984 | 1985 | % CHANGE 1984-1985 |
|--|---------------------|---------------------|-----------------------|----------------------|-----------------------|----------------------|-----------------------|
| SUPERIOR COURT* | \$ 775,015 | \$ 731,544 | -5.6 | \$ 853,819 | 16.7 | \$ 813,446 | -4.7 |
| DISTRICT COURT* | 8,759,009 | 9,599,392 | 9.6 | 10,179,071 | 6.0 | 10,813,447 | 6.2 |
| ADMINISTRATIVE COURT* | 72,903 | 50,113 | -31.3 | 119,461 | 138.4 | 93,002 | -22.1 |
| MISCELLANEOUS | 31,801 | 34,121 | 7.3 | 65,043 | 90.6 | 84,416 | 29.8 |
| TOTAL REVENUE | \$ 9,638,728 | \$10,415,170 | 8.1 | \$11,217,394 | 7.7 | \$ 11,804,311 | 5.2 |
| LESS: DEDICATED REVENUE | | | | | | | |
| DEPT. OF TRANSPORTATION | \$ 407,627 | \$ 484,685 | | \$ 593,477 | | \$ 626,304 | |
| DEPT. OF INLAND FISHERIES AND WILDLIFE | 274,830 | 258,016 | | 276,607 | | 277,057 | |
| PUBLIC UTILITIES COMM. / TRANS. SAFETY FUND | 76,032 | 80,014 | | 123,106 | | 126,002 | |
| MUNICIPALITIES | 44,127 | 48,089 | | 44,212 | | 58,666 | |
| DEPT. OF AGRICULTURE | 20 | 0 | | 450 | | 50 | |
| DEPT. OF CONSERVATION | 4,955 | 5,800 | | 2,990 | | 2,527 | |
| MISCELLANEOUS AGENCIES | 4,759 | 4,405 | | 5,703 | | 5,079 | |
| TOTAL DEDICATED REVENUE | \$ (812,350) | \$ (881,009) | | \$(1,046,545) | | \$(1,095,685) | |
| NET GENERAL FUND REVENUE | \$ 8,826,378 | \$ 9,534,161 | | \$10,170,849 | | \$ 10,708,626 | |
| REVENUE FOR SPECIAL PROJECTS | \$ 124,514 | \$ 0 | | \$ 39,192 | | \$ 0 | |

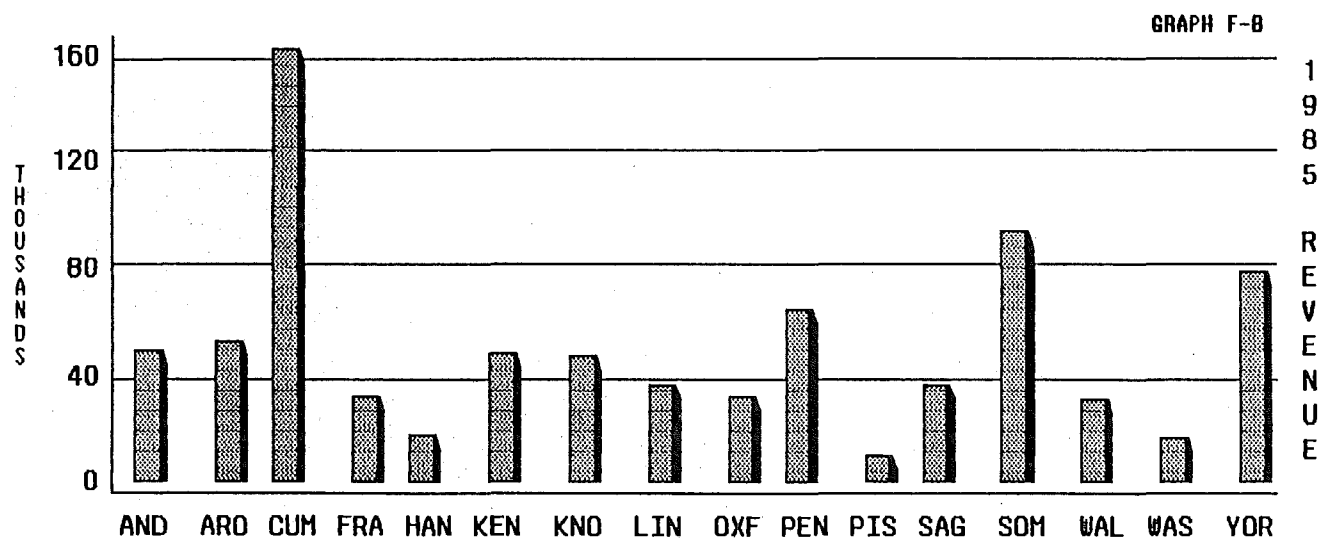
Note: This information is prepared on a cash basis and does not take into account any accruals.

*Revenue and percent change by Superior Court locations is shown on Table F-7 and Graph F-8. Revenue and percent change by District Court locations, including the Administrative Court, is shown in Table F-9.

TABLE F-7

**COMPARATIVE REVENUE SUMMARY FOR SUPERIOR COURT LOCATIONS
FOR FISCAL YEARS ENDED JUNE 30TH**

| COURT | LOCATION (CITY OR TOWN) | 1982 REVENUE | 1983 REVENUE | % CHANGE 1982-1983 | 1984 REVENUE | % CHANGE 1983-1984 | 1985 REVENUE | % CHANGE 1984-1985 |
|--------------|----------------------------|---------------------|---------------------|-----------------------|---------------------|-----------------------|---------------------|-----------------------|
| ANDROSCOGGIN | AUBURN | \$ 24,845 | \$ 58,048 | 133.6 | \$ 62,391 | 7.5 | \$ 49,938 | -20.0 |
| AROOSTOOK | HOULTON | 50,166 | 51,863 | 3.4 | 61,360 | 18.3 | 52,827 | -13.9 |
| CUMBERLAND | PORTLAND | 130,414 | 135,205 | 3.7 | 146,680 | 8.5 | 162,269 | 10.6 |
| FRANKLIN | FARMINGTON | 41,470 | 32,000 | -22.8 | 29,934 | -6.5 | 32,517 | 8.6 |
| HANCOCK | ELLSWORTH | 30,650 | 25,148 | -18.0 | 23,289 | -7.4 | 18,252 | -21.6 |
| KENNEBEC | AUGUSTA | 58,674 | 76,655 | 30.6 | 96,300 | 25.6 | 48,701 | -49.4 |
| KNOX | ROCKLAND | 35,375 | 34,880 | -1.4 | 62,216 | 78.4 | 46,844 | -24.7 |
| LINCOLN | WISCASSET | 31,784 | 22,433 | -29.4 | 23,940 | 6.7 | 37,341 | 56.0 |
| OXFORD | SOUTH PARIS | 25,129 | 23,683 | -5.8 | 23,416 | -1.1 | 32,927 | 40.6 |
| PENOBSCOT | BANGOR | 46,929 | 71,179 | 51.7 | 74,249 | 4.3 | 65,362 | -12.0 |
| PISCATAQUIS | DOVER-FOXCROFT | 46,949 | 7,183 | -84.7 | 10,074 | 40.2 | 9,676 | -4.0 |
| SAGadahoc | BATH | 14,586 | 19,712 | 35.1 | 24,328 | 23.4 | 37,451 | 53.9 |
| SOMERSET | SKOWHEGAN | 141,705 | 74,244 | -47.6 | 81,433 | 9.7 | 92,516 | 13.6 |
| WALDO | BELFAST | 11,153 | 12,875 | 15.4 | 19,078 | 48.2 | 30,778 | 61.3 |
| WASHINGTON | HACHIAS | 21,413 | 23,453 | 9.5 | 22,618 | -3.6 | 17,169 | -24.1 |
| YORK | ALFRED | 63,773 | 62,983 | -1.2 | 92,513 | 46.9 | 78,878 | -14.7 |
| TOTAL | | \$ 775,015 ===== | \$ 731,544 ===== | -5.6 | \$ 853,819 ===== | 16.7 | \$ 813,446 ===== | -4.7 |



COMPARATIVE REVENUE SUMMARY FOR DISTRICT AND ADMINISTRATIVE COURTS
FOR FISCAL YEARS ENDED JUNE 30TH

| COURT | 1982 REVENUE | 1983 REVENUE | % CHANGE 1982-1983 | 1984 REVENUE | % CHANGE 1983-1984 | 1985 REVENUE | % CHANGE 1984-1985 |
|-------------------------------------|-----------------|-----------------|-----------------------|-----------------|-----------------------|-----------------|-----------------------|
| AUGUSTA | \$ 660,189 | \$ 637,172 | -3.5 | \$ 600,443 | -5.8 | \$ 696,624 | -5.8 |
| BANGOR | 591,413 | 696,147 | 17.7 | 702,044 | .8 | 837,028 | 19.2 |
| BAR HARBOR | 45,424 | 56,718 | 24.9 | 57,846 | 2.0 | 73,863 | 27.7 |
| BATH | 231,556 | 252,001 | 8.8 | 236,112 | -6.3 | 201,857 | -14.5 |
| BELFAST | 171,125 | 153,893 | -10.1 | 148,924 | -3.2 | 147,521 | -.9 |
| BIDEFORD | 584,889 | 576,567 | -1.4 | 672,031 | 16.6 | 795,705 | 18.4 |
| BRIDGTON | 109,260 | 130,692 | 19.6 | 80,968 | -38.0 | 141,416 | 74.7 |
| BRUNSWICK | 381,213 | 417,954 | 9.6 | 439,182 | 5.1 | 347,111 | -21.0 |
| CALAIS | 90,134 | 134,619 | 49.4 | 136,957 | 1.7 | 146,002 | 6.6 |
| CARIBOU | 84,759 | 156,257 | 84.4 | 96,832 | -38.0 | 142,546 | 47.2 |
| DOVER-FOXCR. | 126,817 | 147,651 | 16.4 | 147,714 | 0.0 | 157,518 | 6.6 |
| ELLSWORTH | 193,658 | 307,758 | 58.9 | 356,131 | 15.7 | 343,646 | -3.5 |
| FARMINGTON | 236,886 | 288,931 | 22.0 | 271,938 | -5.9 | 262,602 | -3.4 |
| FORT KENT | 70,900 | 63,569 | -10.3 | 70,079 | 10.2 | 70,253 | .2 |
| HOULTON | 223,266 | 196,224 | -12.1 | 144,457 | -26.4 | 155,975 | 8.0 |
| KITTERY | 451,280 | 524,234 | 16.2 | 711,739 | 35.8 | 747,229 | 5.0 |
| LEWISTON | 558,974 | 596,222 | 6.7 | 635,691 | 6.6 | 668,406 | 5.1 |
| LINCOLN | 132,663 | 154,423 | 16.4 | 145,050 | -6.1 | 198,703 | 37.0 |
| LIVERMORE FLS | 55,428 | 64,414 | 16.2 | 119,449 | 85.4 | 69,441 | -41.9 |
| MACHIAS | 79,892 | 116,605 | 46.0 | 115,153 | -1.2 | 111,867 | -2.9 |
| MADAWASKA | 54,837 | 52,583 | -4.1 | 40,729 | -22.5 | 45,818 | 12.5 |
| MILLINOCKET | 108,829 | 89,036 | -18.2 | 123,036 | 38.2 | 127,046 | 3.3 |
| NEWPORT | 160,866 | 170,738 | 6.1 | 161,742 | -5.3 | 214,455 | 32.6 |
| PORTLAND | 1,598,275 | 1,627,984 | 1.9 | 1,861,984 | 14.4 | 1,806,914 | -3.0 |
| PRESQUE ISLE | 189,372 | 204,829 | 8.2 | 231,123 | 12.8 | 246,809 | 6.8 |
| ROCKLAND | 227,957 | 215,682 | -5.4 | 253,663 | 17.6 | 306,925 | 21.0 |
| RUMFORD | 158,428 | 155,993 | -1.5 | 148,096 | -5.1 | 167,603 | 13.2 |
| SKOWHEGAN | 397,200 | 453,657 | 14.2 | 457,515 | .9 | 464,443 | 1.5 |
| SOUTH PARIS | 86,578 | 84,156 | -2.8 | 102,350 | 21.6 | 119,519 | 16.8 |
| SPRINGVALE | 216,810 | 277,422 | 28.0 | 279,745 | .8 | 335,978 | 20.1 |
| VAN BUREN | 21,219 | 13,941 | -34.3 | 12,945 | -7.1 | 14,606 | 12.8 |
| WATERVILLE | 259,381 | 353,435 | 36.3 | 420,567 | 19.0 | 422,807 | .5 |
| WISCASSET | 199,532 | 227,885 | 14.2 | 196,836 | -13.6 | 225,211 | 14.4 |
| TOTAL | \$8,759,010 | \$ 9,599,392 | 9.6 | \$10,179,071 | 6.0 | \$ 10,813,447 | 6.2 |
| ADMINISTRATIVE COURT PORTLAND | \$ 72,903 | \$ 50,113 | -31.3 | \$ 119,461 | 138.4 | \$ 93,002 | -22.1 |
| GRAND TOTAL | \$8,831,913 | \$ 9,649,505 | 9.3 | \$10,298,532 | 6.7 | \$ 10,906,449 | 5.9 |

District Court Building Fund

Pursuant to 4 MRSA §163(3), \$3,000 per month is transferred from District Court appropriation to the District Court Building Fund. This fund is "to be used solely for the building, remodeling and furnishing of quarters for the District Court.....". Moneys in this fund are carried forward from year to year.

The balance forward from fiscal year 1984 was \$46,124. The addition of \$36,000 from appropriations and \$5,600 from the Bureau of Public Improvement for fiscal year 1985 brought the total available fund to \$87,724. Of this amount \$14,760 was spent during the year to replace equipment, to complete the Portland and Brunswick renovations, and to provide furnishings for the Portland, Brunswick and Skowhegan court locations, leaving a year-end balance of \$72,964.

COURT FACILITIES

In 1985, District Court Regional Court Administrators and Administrators of the Superior Court continued to work with local developers, county commissioners and municipal officials to secure needed court facility improvements and to promote barrier free access in all Maine court locations.

On November 5, 1985, voters in Cumberland, Sagadahoc and Waldo Counties overwhelmingly approved court facilities referenda totaling in excess of \$8.3 million. However, a similar \$800,000 referendum was defeated by Franklin County voters. Cumberland County voters approved a \$4 million referendum to construct a courthouse addition which will accommodate the Ninth District Court, Division of Southern Cumberland, and the Maine Administrative Court, in addition to renovating vacated space for use by the Superior Court and other county offices. A \$2.6 million referendum to finance the construction of an adjacent parking structure was also approved. Voters in Sagadahoc County approved a \$1.25 million referendum for the construction of a critically needed addition to accommodate the needs of the Superior Court, and other county offices, as well as renovations to the existing courthouse. Waldo County voters also passed a \$485,000 bond issue to construct a 5,600 square foot addition to the county-owned building that houses the Fifth District Court, Division of Waldo. Voters in Franklin County defeated an \$800,000 referendum to renovate and construct an addition to the Franklin County Courthouse. The referendum was intended to improve District and Superior Court facilities in addition to facilitating building access for handicapped persons. County commissioners in Cumberland, Sagadahoc and Waldo Counties are developing plans for the new facilities while awaiting the sale of bonds. Bond sales in Sagadahoc and Waldo are slated for May of 1986, while actual construction could commence in late 1986.

Voters in Bridgton also authorized an \$800,000 municipal bond issue to complete the rehabilitation of the former Gibbs Street school building. Once completed, the project will include 4,000 square feet to house the Ninth District Court, Division of Northern Cumberland, in addition to other municipal functions.

In July of 1985, the Third District Court, Division of Western Penobscot, moved to a new facility in Newport, thereby solving identified needs for more adequate conference, public waiting, mediation, and clerical areas. This new facility, which has been leased for the next 15 years by the Maine District Court, provides full handicapped accessibility and additional public parking. The new building was

built by a private developer in conjunction with the community's efforts to revitalize the downtown area.

The Thirteenth District Court, Division of Northern Penobscot, also moved into newly renovated space on the second floor of the Millinocket Municipal Building in July of 1985. The new facility was also designed to be fully accessible to the handicapped through the installation of a elevator to the second floor. This move provided for new conference and mediation space and much needed additional space in the court clerk's office, plus a larger and more adequate courtroom. The Maine District Court entered into an agreement to lease this space through 1996.

Court administrators were involved in several other court facility projects to provide additional space for mediation hearings and to make all court facilities accessible to the handicapped.

The Administrative Office of the Courts commenced a physical move on June 28, 1985, from office space at 66 Pearl Street to the fourth floor of the renovated Staples School located at 70 Center Street in Portland. Accounting functions were moved on July 15 to allow the accounting staff to deal with fiscal matters associated with the June 30 close of the fiscal year. Space at 66 Pearl Street has been renovated for the Court Mediation Service.

PERSONNEL RELATIONS

From the first of April 1985 through August 1985, the Judicial Department Bargaining Team met with the representatives of the Maine State Employee's Association and the Employee Bargaining Unit Teams to negotiate the initial collective bargaining agreements with the three units. Meeting on an average three times a week, the parties came to tentative agreement in late August 1985 on three, two-year agreements, dated July 1, 1985 to June 30, 1987. At year-end, these agreements were awaiting legislative approval and funding.

In 1985, one judge of the District Court was elevated to the Superior Court. One new justice was appointed to the Superior Court bench. Three new District Court judges were appointed while one District Court judge was reappointed and both judges of the Administrative Court were reaffirmed to seven-year terms. There were no judicial retirements in 1985.

The Director of Employee Relations processed five reclassification or reallocation requests in 1985. There was one appeal to the Judicial Appeals Board which was resolved and there were two grievances heard by the Permanent Umpire, the position that replaces the Judicial Appeals Board in the collective bargaining agreements. Other personnel related matters remained in a "status-quo" posture until the Legislature acts on the collective bargaining agreements.

JUDICIAL EDUCATION

The Eighth Maine Judicial Conference was held September 22-24 at the Cliff House, York, Maine. Major topics such as an overview of mediation, new methods of probation, and issues relating to non coital reproductive techniques and their legal implications were examined and discussed by the judiciary. As is the custom, each court level held collegial meetings to confer and discuss matters relating to

the administration of the courts. Governor Joseph E. Brennan addressed the judiciary at the luncheon on the concluding day of the conference.

Eleven justices/judges participated in continuing education during 1985. In December, 1985, some 22 justices/judges attended a satellite TV program at the University of Maine School of Law on Search and Seizure - Revisited. Several other members of the judiciary attended, participated, or made presentations at various professional meetings.

NON-JUDICIAL EDUCATION

The annual Clerks of Court Conference was held in September in conjunction with the Judicial Conference. The main topic covered and well received by the participants was "Stress Management". Also on the agenda was an update on the trial court computerization and a presentation on sexual harassment by a staff member of the Human Rights Commission.

During 1985, one official court reporter attended the National Shorthand Reporters Association annual conference. Several other employees attended professional conferences and one employee participated in a management seminar designed to improve management skills and abilities.

JUDICIAL RESOURCES

Scheduling

In the District Court, resident judges serve in the district to which they are appointed by the governor, although occasionally they may assist in other districts in emergency instances. There are eight at-large judges who are scheduled by the deputy chief judge on a monthly basis. Seven District Court locations require the services of an at-large judge every month, leaving only one judge available to cover special assignments and vacancies due to illness, vacations, and educational conferences, and to assist courts experiencing particular backlog problems.

Superior Court justices are assigned throughout the state on a yearly basis by the chief justice of the Superior Court, although justices serve primarily in a few courts for most of the year. On a monthly or bi-monthly basis, the court administrators, in coordination with justices, clerks, and attorneys, prepare schedules detailing the daily work of justices and court reporters, for approval by the chief justice.

Use of Active Retired Justices and Judges

Upon retirement, any justice of the Supreme Judicial Court or Superior Court, or any judge of the District Court, may be appointed by the governor to active retired status. These members of the judiciary render invaluable service by their availability to serve throughout the state assisting overburdened courts. During 1985, three active retired Supreme Judicial Court justices, two active retired Superior Court justices, and six active retired District Court judges served a total of 799 days, equivalent to the work of 3.3 full-time judges.

COURT AUTOMATION

Significant progress was made during 1985 toward the computerization of trial courts and the Administrative Office of the Courts. Rockland District Court was chosen as the initial site for the development of an automated criminal case processing system. The Director of Court Computer Services completed a systems study of the court and developed a major portion of the actual computer program, with the assistance of the Trial Court Automation and Management Committee, chaired by the deputy chief judge of the Maine District Court. Specific computer equipment for use in the trial courts was also selected for the anticipated 1986 system implementation in several other District and Superior Court locations. In addition, the Administrative Office of the Courts acquired several personal computers for word processing, personnel and accounting functions.

COMPUTER ASSISTED LEGAL RESEARCH

Installation of Westlaw and Lexis computer-assisted legal research systems using leased equipment in seven pilot sites was accomplished during 1985, for use by the Supreme Judicial Court, Superior Court and District Court. A committee of users evaluated the systems in terms of availability of recent unpublished opinions, thoroughness of searches and time savings in comparison to manual research, and made recommendations as to their continuation.

RECORDS MANAGEMENT

In 1985, the Supreme Judicial Court approved a new records retention and disposition schedule of administrative, fiscal, and personnel records. A draft retention and disposition schedule for court exhibits was also developed and is now awaiting further Supreme Judicial Court consideration. The Task Force on Records Management and Court Exhibits continued work on retention and disposition schedules for court-related records for both the Superior and District Courts and is also working with the Administrative Office of the Courts and other state agencies to develop a more adequate central records storage facility.

COURT APPOINTED SPECIAL ADVOCATE PROGRAM (CASA)

Early in 1985, the chief judge of the District Court established a Permanency Planning Committee to assess the feasibility of establishing a volunteer lay guardian ad litem program in Maine using interested and trained volunteers to represent the children in cases involving abuse and neglect. The goal of the program is to replace the system whereby attorneys are appointed by the court at state expense to act as guardians. The committee sought and received grant funds from the Department of Health and Human Services and the National Council of Juvenile and Family Court Judges to establish a one-year pilot program in Androscoggin, Knox, and Lincoln Counties.

The program was called CASA (Court Appointed Special Advocate), a name coined in other jurisdictions throughout the country. An advisory committee including judges, representatives from the State Department of Human Services and the Attorney General's Office, court administrative staff and other interested persons was established to set policy and provide guidance to the director.

The director of Maine's new CASA Program was appointed in June 1985. By the end of the year, volunteers in Androscoggin, Knox and Lincoln Counties had been recruited, screened, interviewed and trained, and were actively being assigned cases. In addition, plans were under way to expand the program into other counties.

COURT MEDIATION SERVICE

The Court Mediation Service provides an alternative method of dispute resolution in domestic relations, small claims and other types of civil cases in the District and Superior Courts of the State of Maine. From 1977 to July 1984, participation in mediation was voluntary in all cases, but in July 1984, new legislation was enacted requiring mediation of all contested divorce cases in which minor children are involved. The recent growth of the service is depicted in the detailed statistical tables appearing in Appendix IV of this report.

CIVIL CASEFLOW EXPEDITION PROJECT

In late 1984, the Superior Court implemented the Civil Caseflow Expedition Project in Aroostook, Cumberland, Kennebec and Oxford Counties on a pilot basis. The Supreme Judicial Court issued an administrative order establishing the project upon the recommendation of the Advisory Committee on Rules of Civil Procedure. That recommendation was based on an extensive study of case flow management programs in other states as well of Maine docket problems. The goal of the project was to resolve a large portion of civil actions within six months to one year of the date of filing, through use of an expedited pretrial list with fixed discovery deadlines and no pretrial memoranda or conference. A Superior Court justice reviews all incoming cases and determines which cases are not complex and can be placed on the expedited trial list.

LEGISLATIVE AND RULE HIGHLIGHTS

OVERVIEW

During 1985, the Administrative Office of the Courts continued the practice of preparing a weekly status list of all legislation of concern to the Judicial Department. This list is disseminated to the Supreme Judicial Court, the Judicial Department Legislation Committee, the Judicial Council Legislation Committee and all administrative staff. Throughout each legislative session, the Administrative Office of the Courts reviews all proposed legislation that may affect the Judicial Department and prepares fiscal and programmatic impact statements. Such documentation can require weeks of staff time to compile and analyze pertinent information, and to consult with the Judicial Department Legislation Committee and appropriate persons. It is estimated that the equivalent of one full-time position is devoted to responding to these and other legislative requests from January through May of each year. The following listing portrays the legislative and rule highlights of 1985.

MEDIATION

The new mediation law that went into effect in July 1984 was amended to provide that the court, prior to referring the parties to mediation, may hear motions for temporary relief, pending final judgment on any issue or combination of issues for which good cause for temporary relief has been shown. If the court finds that either party failed to make a good faith effort to mediate, the court may order the parties to submit to mediation, may dismiss the action or any part of the action, may render a decision or judgment by default, may assess attorney's fees and costs, or may impose any other sanction that is appropriate in the circumstances. The court may also impose an appropriate sanction upon a party's failure without good cause to appear for mediation after receiving notice of the scheduled time for mediation.

JUDICIAL RETIREMENT (BENEFITS)

The judicial retirement law that went into effect in December 1984 was amended to provide that upon the death of a former member who was in service as a judge prior to December 1, 1984, and who is 50 years of age or older and who is the recipient of a retirement allowance or a disability retirement allowance under the normal method of payment, the surviving spouse who is named beneficiary shall become entitled to 1/2 the amount (1) being paid at the time of his/her death which payment shall continue for the remainder of his/her lifetime or (2) the amount that he/she would have been entitled to as service retirement allowance under the normal method of payment as of the date of his/her death.

SMALL CLAIMS NIGHT COURT

An Act Relating to Night Court Sessions for Small Claims Court was reenacted in order to extend the date of repeal from July 1, 1985, to November 1, 1986. The intent of this amendment was to allow time for the Judicial Department to thoroughly advertise the availability of night sessions in all courts, so that the legislature would be able to assess whether greater advertising leads to greater usage.

INCREASE THE NUMBER OF SUPERIOR COURT JUSTICES AND DISTRICT COURT JUDGES

During the first regular session of the 112th Legislature, one additional District Court at-large judgeship was created for FY86, and one additional Superior Court judgeship was created for FY87.

RELOCATION OF THE SUPREME JUDICIAL COURT IN AUGUSTA

The Supreme Judicial Court Relocation Commission was established to investigate the possibility of relocating the Supreme Judicial Court and Administrative Office of the Courts from Portland to Augusta. It is to report to the first regular session of the 113th Legislature.

PROBATE COURT REORGANIZATION

The legislation introduced by the Maine Judicial Council to transfer the jurisdiction of the Probate Courts to the Superior Court and District Court was deferred by the legislature to the second regular session, beginning January 1986. Under its provisions, all of the probate matters formerly handled in the Probate Courts under the Probate Code would go to the Superior Court, and certain miscellaneous matters contained in the Maine Revised Statutes, Titles 19 and 22 (including adoptions) would be handled by the District Court. District Court judges would have standing authority to act in Superior Court on probate matters involving protection proceedings for adults and children. In addition, the system whereby there are 16 part-time county-paid elected judges of probate would be replaced by several full-time state-paid appointed judges.

COMMISSION TO STUDY FAMILY MATTERS IN COURT

The legislature approved the creation of a study commission to study family matters in the courts. The commission was asked to consider the relationship among all family related matters, to consider court jurisdiction, including whether the jurisdiction of the Probate Court should be transferred to the Superior Court and District Court, and to make appropriate recommendations.

CHANGE OF VENUE

The Supreme Judicial Court may provide that, without the consent of the defendant, post-arraignment proceedings in criminal cases may be conducted at locations other than those set by statute, provided that the location is in an adjoining county and that it is in the vicinity of where the offense was committed.

BOND ISSUES

Bills were enacted allowing the following four bond issues to go to referendum:

- A self-liquidating bond issue for Cumberland County to raise \$4 million for the construction of a courthouse addition and capital improvements to the existing structure, and \$2.5 million for a related parking facility.
- A bond issue to authorize Franklin County to raise \$800,000 for renovations and additions to the Franklin County Courthouse.
- A bond issue to authorize Sagadahoc County to raise \$1.25 million to construct an addition to the Sagadahoc County Courthouse.
- A bond issue to authorize Waldo County to raise \$485,000 to construct an addition to a county-owned building housing the District Court.

COMMITTEE TO STUDY THE PROCESSING OF TRAFFIC FINES

A committee was established to study the processing of traffic fines. The committee was asked to review, evaluate, and simplify the procedure for processing traffic infractions, and to streamline the administrative relationship between the District Court and the Secretary of State's Motor Vehicle Division.

MAINE SENTENCING GUIDELINES COMMISSION

A bill to create a Maine Sentencing Guidelines Commission was passed by both houses late in the first regular session of the 112th Legislature and was held to be acted upon by the governor at the outset of the second regular session. The commission was established to recommend sentencing guidelines in order to reduce disparity in sentencing and to establish just, uniform sentencing practices throughout the state.

MEDIA IN THE COURTS

A bill permitting coverage by the electronic media of judicial proceedings in District Court and Superior Court in accordance with court rule was passed by both houses late in the first regular session and was held by the governor to be acted upon at the outset of the second regular session.

RETIREMENT BENEFITS FOR SUPERIOR COURT EMPLOYEES

With a majority vote of the county commissioners of any county within two years of the effective date of the legislation, all funds held by the Maine State Retirement System to the credit of employees of any Superior Court within that county shall be transferred on the records of the Maine State Retirement System to the state employee account. Creditable service rendered by these employees shall be the same as if the employment had been rendered as state employees.

COMMITTEES OF THE JUDICIAL DEPARTMENT

COMMITTEE LISTING

There are numerous functional committees within the Judicial Department. The purpose of these committees, which include judges, lawyers, and private citizens, is to assist the Supreme Judicial Court, as well as the chief justice of the Supreme Judicial Court, the Superior Court chief justice, and the District Court chief judge in carrying out their respective responsibilities.

The committee listing below is organized by appointing authority, with the exception of the Board of Bar Examiners whose members are appointed by the Governor upon recommendation by the Supreme Judicial Court. The following pages list all committee members, followed by narrative descriptions of selected committees.

SUPREME JUDICIAL COURT

Committee on Court-Bar Association Relations
Board of Examiners for the Examination of Applicants for Admission to the Bar
Board of Overseers of the Bar
Civil Rules Committee
Committee on Judicial Responsibility and Disability
Committee on Professional Responsibility
Court Administration Committee
Criminal Rules Committee
Evidence Rules Committee
Judicial Records Committee
Probate Rules Committee

CHIEF JUSTICE

Committee on Continuing Judicial Education
Committee on Court-Appointed Counsel
Committee on 1985 Judicial Conference
Committee on 1986 Judicial Conference
Court Mediation Committee
Judicial Department Legislation Committee
Judicial Policy Committee
State Court Library Committee

SUPERIOR COURT CHIEF JUSTICE

Superior Court Civil Forms Committee
Superior Court Criminal Forms Committee

DISTRICT COURT CHIEF JUDGE

District Court Civil Forms Committee
District Court Criminal Forms Committee
District Court Policy and Advisory Committee

COMMITTEE MEMBERSHIP

APPOINTING AUTHORITY: SUPREME JUDICIAL COURT

COMMITTEE ON COURT-BAR ASSOCIATION RELATIONS

Lewis V. Vafiades, Esq., chair
Samuel W. Collins, Jr., Esq.
Joseph M. Hochadel, Esq.
E. Allen Hunter, Esq.
Mary L. Schendel, Esq.
Frederick G. Taintor, Esq.
Donna Zeegers, Esq.
Assistant Attorney General Philip F.W. Ahrens, III, member
ex officio, by designation of the Attorney General

Consultant:

Dean L. Kinvin Wroth

Judicial Liaison:

Assoc. Justice Caroline D. Glassman
Assoc. Justice David G. Roberts

BOARD OF EXAMINERS FOR THE EXAMINATION OF APPLICANTS FOR ADMISSION TO THE BAR

Arthur E. Strout, Esq., chair
Edith L. Hary
Edward H. Keith, Esq.
James H. Kendall, Esq.
Constance P. O'Neil, Esq.
Gary A. Severson, Esq.
Judicial Liaison:
Assoc. Justice David A. Nichols

BOARD OF OVERSEERS OF THE BAR

John W. Ballou, Esq., chair
Louise P. James, vice-chair
Diane S. Cutler
Madeleine R. Freeman
Franklin G. Hinckley, Esq.
Donald H. Marden, Esq.
Richard A. McKittrick, Esq.
Robert F. Preti, Esq.
Chadbourn H. Smith, Esq.
Judicial Liaison:
Assoc. Justice Caroline D. Glassman

APPOINTING AUTHORITY: SUPREME JUDICIAL COURT (continued)

CIVIL RULES COMMITTEE

George Z. Singal, Esq., chair
Ellyn C. Ballou, Esq.
Forrest W. Barnes, Esq.
Rufus Brown, Esq.
Kevin M. Cuddy, Esq.
Philip R. Foster, Esq.
Charles A. Harvey, Jr., Esq.
John R. Linnell, Esq.
Sumner Peter Mills, Esq.
Harrison L. Richardson, Esq.
Randall E. Smith, Esq.
Martin L. Wilk, Esq.
Asst. Attorney General James T. Kilbreth III, member
ex officio, by designation of the Attorney General
Consultants:
Dean L. Kinvin Worth
Prof. Melvyn Zarr
Judicial Liaison:
Assoc. Justice Caroline D. Glassman
Trial Court Liaison:
Justice Donald G. Alexander
Justice Carl O. Bradford, Alternate
Judge Susan W. Calkins

COMMITTEE ON JUDICIAL RESPONSIBILITY AND DISABILITY

Patricia M. Collins, chair
Charles W. Allen, Esq.
Justice Morton A. Brody
Joseph B. Campbell, Esq.
Roger C. Lambert
Judge L. Damon Scales
Margaret J. Tibbetts
Alternate Members:
Justice G. Arthur Brennan
Judge Jack O. Smith
Samuel W. Collins, Jr., Esq.
Julian H. Orr
Judicial Liaison:
Assoc. Justice Louis Scolnik

APPOINTING AUTHORITY: SUPREME JUDICIAL COURT (continued)

COMMITTEE ON PROFESSIONAL RESPONSIBILITY

Duane D. Fitzgerald, Esq., chair
Ronald M. Bancroft
Bryan M. Dench, Esq.
Edwin A. Heisler, Esq.
Harold L. Lichten, Esq.
Chester F. Lunner
Janet T. Mills, Esq.
Gordon H.S. Scott, Esq.
Judith T. Stone
Arnold L. Veague, Esq.
Assistant Attorney General John B. Larouche, member
ex officio, by designation of the Attorney General
Consultant:
Dean L. Kinvin Wroth
Judicial Liaison:
Assoc. Justice Caroline D. Glassman

COURT ADMINISTRATION COMMITTEE

Charles H. Abbott, Esq., chair
John R. Atwood, Esq.
Nicholas P. Brontas, Esq.
J. Michael Conley, III, Esq.
Roger S. Elliott, Esq.
Lester T. Jolovitz, Esq.
John L. Knight, Esq.
Ralph I. Lancaster, Jr., Esq.
David M. Lipman, Esq.
Rudolph T. Pelletier, Esq.
Bernard C. Staples, Esq.
Paul F. Zendzian, Esq.
Assistant Attorney General H. Cabanne Howard, member
ex officio, by designation of the Attorney General
Judicial Liaison:
Chief Justice Vincent L. McKusick

APPOINTING AUTHORITY: SUPREME JUDICIAL COURT (continued)

CRIMINAL RULES COMMITTEE

Michael D. Seitzinger, Esq., chair
Paul W. Chaiken, Esq.
Sandra Hylander Collier, Esq.
Coleman G. Coyne, Jr., Esq.
Thomas L. Goodwin, Esq.
Robert J. Levine, Esq.
Daniel G. Lilley, Esq.
William J. Smith, Esq.
Assistant Attorney General Charles K. Leadbetter, member
ex officio, by designation of the Attorney General

Consultants:

Prof. Judy Potter
Prof. Melvyn Zarr
Prof. David P. Cluchey

Judicial Liaison:

Assoc. Justice Daniel E. Wathen

Trial Court Liaison:

Justice Morton A. Brody
Justice G. Arthur Brennan, Alternate
Judge David M. Cox

EVIDENCE RULES COMMITTEE

John N. Kelly, Esq., chair
Thomas M. Brown, Esq.
Martica Douglas, Esq.
Richard C. Engels, Esq.
Carl R. Griffin III, Esq.
George S. Isaacson, Esq.
Alton C. Stevens, Esq.
Assistant Attorney General Robert S. Frank, member
ex officio, by designation of the Attorney General

Consultant:

Peter L. Murray, Esq.

Judicial Liaison:

Assoc. Justice Louis Scolnik

JUDICIAL RECORDS COMMITTEE

Justice Jessie B. Gunther, chair
Philips F.W. Ahrens, III, Esq.
John E. Frost
Gordon F. Grimes, Esq.
Lyman L. Holmes, Esq.
Jonathan R. Luce, Esq.
Dean L. Kinvin Wroth

Judicial Liaison:

Assoc. Justice Louis Scolnik

APPOINTING AUTHORITY: SUPREME JUDICIAL COURT (continued)

PROBATE RULES COMMITTEE

Probate Judge Dana W. Childs, chair
Probate Judge Howard F. Barrett, Jr.
Jill L. Checkoway, Esq.
Neal C. Corson, Esq.
Casper F. Cowan, Esq.
Jotham D. Pierce, Esq.
Probate Register Cecilia B. Rhoda
Probate Judge Allan Woodcock, Jr.
James H. Young, III, Esq.
Consultants:
Dean L. Kinvin Wroth
Prof. Merle W. Loper
Probate Judge James E. Mitchell
Judicial Liaison:
Assoc. Justice David A. Nichols

APPOINTING AUTHORITY: CHIEF JUSTICE

COMMITTEE ON CONTINUING JUDICIAL EDUCATION

Assoc. Justice David A. Nichols, chair
Justice G. Arthur Brennan
Judge Clifford F. O'Rourke

COMMITTEE ON COURT-APPOINTED COUNSEL

Assoc. Justice Daniel E. Wathen, chair
Justice William E. McKinley
Justice Morton A. Brody
Chief Judge Bernard M. Devine
Deputy Chief Judge Alan C. Pease
State Court Administrator Dana R. Baggett

COMMITTEE ON 1985 JUDICIAL CONFERENCE

Assoc. Justice Caroline D. Glassman, chair
Justice Donald G. Alexander
Justice Jessie B. Gunther
Judge John B. Beliveau
Judge Dana A. Cleaves
Mrs. William E. McKinley
Mrs. Clifford F. O'Rourke
State Court Administrator Dana R. Baggett
Evelyn K. LaRochelle
District Court Clerk Mary Godbout
Superior Court Clerk Lucille Lepitre
Superior Court Administrator Jeffrey D. Henthorn
District Court Administrator Dana T. Hagerthy

APPOINTING AUTHORITY: CHIEF JUSTICE (continued)

COMMITTEE ON 1986 JUDICIAL CONFERENCE

Justice Thomas E. Delahanty II, chair
Assoc. Justice Daniel E. Wathen
Justice Carl O. Bradford
Judge John B. Beliveau
Judge Edward S. Gaulin
Judge Susan W. Calkins
State Court Administrator Dana R. Baggett
Superior Court Administrator Jeffrey D. Henthorn
District Court Administrator Dana T. Hagerthy

COURT MEDIATION COMMITTEE

Chief Justice Vincent L. McKusick, chair
Justice William E. McKinley
Chief Judge Bernard M. Devine
Judge Robert W. Donovan
Court Mediation Director Lincoln H. Clark
State Court Administrator Dana R. Baggett

JUDICIAL DEPARTMENT LEGISLATION COMMITTEE

Superior Court Chief Justice Robert W. Clifford, chair
Assoc. Justice Elmer H. Violette
Justice Stephen L. Perkins
Justice Carl O. Bradford
Justice Bruce W. Chandler
Chief Judge Bernard M. Devine
Judge Eugene W. Beaulieu
Judge Clifford F. O'Rourke
State Court Administrator Dana R. Baggett

JUDICIAL POLICY COMMITTEE

Assoc. Justice David G. Roberts, chair
Superior Court Chief Justice Robert W. Clifford
Justice William E. McKinley
Chief Judge Bernard M. Devine
Deputy Chief Judge Alan C. Pease
State Court Administrator Dana R. Baggett

STATE COURT LIBRARY COMMITTEE

Active Retired Justice Sidney W. Wernick, chair
Justice Bruce W. Chandler
Vladimar Drozdoff
Merton G. Henry, Esq.
Norman Minsky, Esq.
Douglas M. Myers, Esq.
Patricia E. Renn
Members ex officio:
State Law Librarian Catherine F. Atchley
State Court Administrator Dana R. Baggett
Judicial Liaison:
Assoc. Justice David N. Nichols

APPOINTING AUTHORITY: SUPERIOR COURT CHIEF JUSTICE

SUPERIOR COURT CIVIL FORMS COMMITTEE

Justice Thomas E. Delahanty, II, chair
Jeffrey D. Henthorn
Lucille J. Lepitre
Robert V. Miller
Joyce M. Page

SUPERIOR COURT CRIMINAL FORMS COMMITTEE

Justice Stephen L. Perkins, chair
Jeffrey D. Henthorn
Rosemary K. Merchant
Robert V. Miller
Susan E. Simmons

APPOINTING AUTHORITY: DISTRICT COURT CHIEF JUDGE

DISTRICT COURT CIVIL FORMS COMMITTEE

Judge Susan W. Calkins, chair
Judge John B. Beliveau
Dana T. Hagerthy
Norman R. Ness
Sandra Carroll
Mary C. Ledger
Robert F. Poulin

DISTRICT COURT CRIMINAL FORMS COMMITTEE

Deputy Chief Judge Alan C. Pease, chair
Judge Julian W. Turner
Dana T. Hagerthy
Norman R. Ness
Thelma A. Holmes
Robert F. Poulin
Judith L. Case

DISTRICT COURT POLICY AND ADVISORY COMMITTEE

Judge Harriet P. Henry, chair
Chief Judge Bernard M. Devine, ex officio
Judge John W. Benoit
Judge Ronald L. Kellam
Deputy Chief Judge Alan C. Pease
Judge Courtland D. Perry, II

MAINE JUDICIAL COUNCIL

As set forth in 4 M.R.S.A. § 451, the purpose of the Judicial Council is to "make a continuous study of the organization, rules, and methods of procedures and practices of the judicial system of the State, the work accomplished, and the results produced by that system and its various parts."

The council consists of the following members: the chief justice of the Supreme Judicial Court (chairman, ex officio), the attorney general, the chief justice of the Superior Court, the chief judge of the District Court, the dean of the University of Maine Law School, an active or retired justice of the Supreme Judicial Court, one justice of the Superior Court, one judge of the District Court, one judge of a Probate Court, one clerk of courts, two lawyers, and six laypersons, the latter to be appointed by the governor for such periods not exceeding four years, as he may determine. The executive secretary, by contract, provides all executive services to the council.

The full council met on five occasions during 1985. It continued the work commenced in 1984 with the creation of the Court Structure Committee and, based on that panel's recommendations, drafted L.D. 1250, a legislative measure that would integrate the Probate Courts into the Superior and District Courts. The bill received a public hearing in 1985 and then was carried over to the 1986 legislative session.

The council also created a Committee on the Collection of Fines to study the collection of delinquent fines and penalties. Based on the panel's recommendations, appropriate legislation was prepared for introduction into the 1986 legislative session.

In other matters, the council continued its work in preparing a Citizens Guide to the Maine Courts, participated in the Study of the Future of the Maine Legal Profession, assisted in the creation of a Court-Appointed Special Advocate Program (CASA) in the District Court, and helped form a Task Force on Law-Related Education with other institutions and organizations.


Members of the Maine Judicial Council

| | |
|--|-----------------------------------|
| Chief Justice Vincent L. McKusick, chair | Joyce Page, Superior Court Clerk, |
| Judge Roland A. Cole | Waldo County |
| Jean Childs | Assoc. Justice David G. Roberts |
| Chief Justice Robert W. Clifford | Peter J. Rubin, Esq. |
| Chief Judge Bernard M. Devine | Justice Herbert T. Silsby, II |
| Probate Judge James P. Dunleavy | Attorney General James E. Tierney |
| Maurice Harvey, Director, | Fredda F. Wolf, Esq. |
| Criminal Justice Academy | Francis P. Woodhead, Chief, |
| Edith Hary | Bangor Police Dept. |
| Martin Magnusson, Warden, | L. Kinvin Wroth, Dean, |
| Maine State Prison | Univ. of Maine Law School |
| Eugene Mawhinney, Professor, | <u>Executive Secretary:</u> |
| Univ. of Maine, Orono | Murrough H. O'Brien, Esq. |

APPENDIX I

LAW COURT

CASELOAD STATISTICS



1985

Maine Supreme Judicial Court

Justices

Hon. Vincent L. McKusick, Chief Justice

Hon. David A. Nichols

Hon. David G. Roberts

Hon. Elmer H. Violette

Hon. Daniel E. Wathen

Hon. Caroline D. Glassman

Hon. Louis Scolnik

Active Retired Justices

Hon. Thomas E. Delahanty, I (died 2/4/85)

Hon. Armand A. Dufresne, Jr. (term expired 3/16/85)

Hon. James P. Archibald

Hon. Sidney W. Wernick

Clerk of the Law Court

Executive Clerk of the Supreme Judicial Court
Reporter of Decisions

James C. Chute

LAW COURT CASELOAD STATISTICS

Table LC-1

This table presents Law Court caseload information, including filings, dispositions and pending caseload since 1976. The "end pending" category includes four distinct sub-groups: cases not yet at issue (awaiting completion of the record on appeal or completion of briefing); cases at issue awaiting oral argument (cases fully briefed as of the end of the previous year); cases orally argued awaiting opinion; and cases remanded to the Superior Court prior to oral argument for correction of procedural defects. The comparison of filings and dispositions on this table indicates the degree to which dispositions have risen to meet the demand of incoming filings. Although filings increased by 90.7% from 1976 to 1984, the number of cases disposed rose by 108.9%.

TABLE LC-2

This table details the type and outcome of Law Court dispositions during 1984. Several categories require some explanation. "Other Administrative Proceedings" are cases seeking review of action (or refusal to act) by agencies of the Executive Department governed by the Maine Administrative Procedure Act and M.R.Civ.P. 80C, or by agencies of local government such as planning boards pursuant to M.R.Civ.P. 80B. Since the creation of the Appellate Division of the Workers Compensation Division in September 1981, most workers compensation cases are now disposed of by denial of petition for appellate review and do not involve full briefing, argument and opinion. "Discretionary Appeals" are requests for certificates of probable cause in post-conviction review (15 M.R.S.A. §2131) and review of extradition (15 M.R.S.A. §210-A) cases. "Change in Results" means a reversal, vacation, or substantive modification of the trial court's judgment.

TABLE LC-3

The average time required from notice of appeal to disposition for cases in which written opinions were issued is presented for 1981, 1982, 1983 and 1984 on Table LC-3. Since most non-opinion disposition cases do not complete all of the steps of an opinion disposition, the inclusion of these cases in this table would skew the results, particularly in the early stages. The four sections correspond to (a) work done primarily by trial court clerks and court reporters; (b) work done by the parties' attorneys; (c) pre-argument study by justices and law clerks and scheduling lag; and (d) the actual decision making process and preparation of the opinion. The fifth section traces the cases through the entire Law Court process, from notice of appeal to final disposition.

TABLE LC-4

More complete timeframe data for only 1984 are included on this table, detailing the actual number of cases during each stage of case processing.

GRAPH LC-5

The bulk of the written opinions issued by the Law Court continue to involve civil cases, as evidenced by this graph tracing the issuance of opinions since 1976.

TABLE LC-6

This table presents the Appellate Division's caseload statistics for the past five years, itemizing filings, dispositions and pending caseload.

LAW COURT
TOTAL CASELOAD

| | 1976 | 1977 | 1978 | 1979 | 1980 | 1981 | 1982 | 1983 | 1984 | 1985 |
|---|------|------|------|------|--------|--------|--------|------|------|------|
| CIVIL | | | | | | | | | | |
| - BEGIN PENDING | 119 | 143 | 205 | 187 | 180 | 288 | 248(c) | 230 | 249 | 250 |
| - FILINGS (a) | 145 | 174 | 240 | 238 | 382(b) | 384 | 325 | 332 | 343 | 349 |
| - DISPOSITIONS | 121 | 112 | 258 | 245 | 274 | 402 | 343 | 313 | 342 | 358 |
| - END PENDING | 143 | 205 | 187 | 180 | 288 | 270(c) | 230 | 249 | 250 | 241 |
| CRIMINAL | | | | | | | | | | |
| - BEGIN PENDING | 127 | 136 | 164 | 70 | 56 | 77 | 54(c) | 82 | 69 | 88 |
| - FILINGS (a) | 124 | 152 | 125 | 118 | 131 | 137 | 153 | 154 | 170 | 169 |
| - DISPOSITIONS | 115 | 124 | 219 | 132 | 110 | 147 | 125 | 167 | 151 | 162 |
| - END PENDING | 136 | 164 | 70 | 56 | 77 | 67(c) | 82 | 69 | 88 | 95 |
| TOTAL | | | | | | | | | | |
| - BEGIN PENDING | 246 | 279 | 369 | 257 | 236 | 365 | 302(c) | 312 | 318 | 338 |
| - FILINGS (a) | 269 | 326 | 365 | 356 | 513 | 521 | 478 | 486 | 513 | 518 |
| - DISPOSITIONS | 236 | 236 | 477 | 377 | 384 | 549 | 468 | 480 | 493 | 520 |
| - END PENDING | 279 | 369 | 257 | 236 | 365 | 337(c) | 312 | 318 | 338 | 336 |
| CASES ARGUED AWAITING OPINION AT END OF YEAR | | | | | | | | | | |
| | 119 | 173 | 65 | 42 | 82 | 44 | 52 | 66 | 59 | 46 |

(a) Includes new appeals, interlocutory appeals, and reports

(b) As of September 1, 1980, M.R.Civ.P. 73(f) was amended to provide for docketing of civil appeals in the Law Court promptly upon the filing of the notice of appeal in the Superior Court. Under the amended rule, a total of sixty-one (61) civil appeals were docketed in 1980 that would not have been docketed in that year under the former rule

(c) It appears that a tabulation error in the past year is responsible for the discrepancy in the number of cases pending at the end of 1981 versus the beginning of 1982

LAW COURT DISPOSITIONS
1985

| | CHANGE IN RESULTS | NO CHANGE | TOTAL | % OF TOTAL DISPOSITION |
|---|-------------------|-----------|-------|---------------------------|
| CRIMINAL | | | | |
| - Signed Opinion | 28 | 55 | 83 | |
| - Per Curiam | 0 | 0 | 0 | |
| - Memorandum | 1 | 26 | 27 | |
| -----Total Written Opinions | 29 | 81 | 110 | |
| - No Opinion | 1 | 42 | 43 | |
| -----TOTAL DISPOSITIONS | 30 | 123 | 153 | 30.3% |
| PUBLIC UTILITIES COMMISSION | | | | |
| - Signed Opinion | 1 | 1 | 2 | |
| - Per Curiam | 0 | 0 | 0 | |
| - Memorandum | 0 | 0 | 0 | |
| -----Total Written Opinions | 1 | 1 | 2 | |
| - No Opinion | 0 | 1 | 1 | |
| -----TOTAL DISPOSITIONS | 1 | 2 | 3 | .6% |
| WORKERS COMPENSATION | | | | |
| - Signed Opinion | 3 | 5 | 8 | |
| - Per Curiam | 0 | 0 | 0 | |
| - Memorandum | 0 | 1 | 1 | |
| -----Total Written Opinions | 3 | 6 | 9 | |
| - No Opinion | 0 | 51 | 51 | |
| -----TOTAL DISPOSITIONS | 3 | 57 | 60 | 11.9% |
| OTHER ADMINISTRATIVE PROCEEDINGS | | | | |
| - Signed Opinion | 9 | 25 | 34 | |
| - Per Curiam | 0 | 1 | 1 | |
| - Memorandum | 0 | 4 | 4 | |
| -----Total Written Opinions | 9 | 30 | 39 | |
| - No Opinion | 0 | 7 | 7 | |
| -----TOTAL DISPOSITIONS | 9 | 37 | 46 | 9.1% |
| ALL OTHER CIVIL | | | | |
| - Signed Opinion | 43 | 67 | 110 | |
| - Per Curiam | 0 | 0 | 0 | |
| - Memorandum | 3 | 20 | 23 | |
| -----Total Written Opinions | 46 | 87 | 133 | |
| - No Opinion | 3 | 99 | 102 | |
| -----TOTAL DISPOSITIONS | 49 | 186 | 235 | 46.5% |
| DISCRETIONARY APPEAL | | | | |
| - Signed Opinion | 2 | 3 | 5 | |
| - Per Curiam | 0 | 0 | 0 | |
| - Memorandum | 0 | 0 | 0 | |
| -----Total Written Opinions | 2 | 3 | 5 | |
| - No Opinion | 0 | 3 | 3 | |
| -----TOTAL DISPOSITIONS | 2 | 6 | 8 | 1.6% |
| TOTAL | | | | |
| - Signed Opinion | 86 | 156 | 242 | |
| - Per Curiam | 0 | 1 | 1 | |
| - Memorandum | 4 | 51 | 55 | |
| -----Total Written Opinions | 90 | 208 | 298 | |
| - No Opinion | 4 | 203 | 207 | |
| -----TOTAL DISPOSITIONS | 94 | 411 | 505 | 100.0% |

LAW COURT
AVERAGE TIME TO DISPOSITION

CASES FOR WHICH OPINIONS WERE WRITTEN
1985

| | 1981 | 1982 | 1983 | 1984 | 1985 |
|---|-------|-------|-------|-------|-------|
| | ----- | ----- | ----- | ----- | ----- |
| (a) NO. OF DAYS FROM NOTICE OF APPEAL TO COMPLETION OF RECORD | | | | | |
| - Criminal | 76.8 | 74.0 | 95.1 | 97.9 | 101.2 |
| - Public Utilities Commission | 23.3 | 33.7 | 31.5 | 19.0 | 40.5 |
| - Workers Compensation | 61.4 | 53.2 | 58.3 | 63.0 | 73.7 |
| - Other Administrative Proceedings | 62.7 | 58.0 | 50.3 | 31.1 | 57.4 |
| - All Other Civil | 100.0 | 70.4 | 55.9 | 50.0 | 62.8 |
| - Discretionary Appeal | 99.7 | 78.3 | 95.9 | 120.0 | 49.8 |
| TOTAL | 80.5 | 67.7 | 70.5 | 64.1 | 76.2 |
| (b) NO. OF DAYS FROM COMPLETION OF RECORD TO COMPLETION OF BRIEFING | | | | | |
| - Criminal | 89.9 | 82.6 | 93.2 | 89.8 | 82.3 |
| - Public Utilities Commission | 60.8 | 99.7 | 89.5 | 67.0 | 89.0 |
| - Workers Compensation | 80.5 | 86.4 | 83.7 | 18.0 | 12.7 |
| - Other Administrative Proceedings | 68.7 | 74.2 | 68.3 | 86.1 | 58.8 |
| - All Other Civil | 81.5 | 80.0 | 80.3 | 79.0 | 79.3 |
| - Discretionary Appeal | 106.8 | 86.8 | 78.3 | 101.0 | 66.6 |
| TOTAL | 82.5 | 81.2 | 83.7 | 82.6 | 75.5 |
| (c) NO. OF DAYS FROM COMPLETION OF BRIEFING TO ORAL ARGUMENT | | | | | |
| - Criminal | 52.4 | 54.2 | 57.2 | 51.3 | 59.2 |
| - Public Utilities Commission | 57.0 | 53.3 | 64.0 | 35.8 | 27.5 |
| - Workers Compensation | 72.5 | 89.9 | 41.5 | 67.6 | 51.3 |
| - Other Administrative Proceedings | 69.7 | 52.0 | 67.9 | 57.3 | 54.7 |
| - All Other Civil | 70.6 | 60.0 | 62.0 | 62.5 | 54.3 |
| - Discretionary Appeal | 55.3 | 38.0 | 47.8 | 25.0 | 48.4 |
| TOTAL | 64.4 | 60.3 | 60.3 | 57.6 | 55.8 |
| (d) NO. OF DAYS FROM ORAL ARGUMENT TO DISPOSITION | | | | | |
| - Criminal | 106.4 | 66.7 | 65.8 | 76.1 | 74.8 |
| - Public Utilities Commission | 132.8 | 99.0 | 99.0 | 78.0 | 119.0 |
| - Workers Compensation | 84.0 | 97.2 | 77.0 | 106.6 | 186.7 |
| - Other Administrative Proceedings | 121.1 | 74.2 | 93.3 | 75.2 | 97.6 |
| - All Other Civil | 120.6 | 70.6 | 75.7 | 104.2 | 86.7 |
| - Discretionary Appeal | 122.7 | 58.8 | 60.5 | 54.0 | 137.2 |
| TOTAL | 110.7 | 73.0 | 74.1 | 90.2 | 87.9 |
| (e) NO. OF DAYS FROM NOTICE OF APPEAL TO DISPOSITION | | | | | |
| - Criminal | 325.5 | 277.6 | 311.3 | 315.1 | 315.8 |
| - Public Utilities Commission | 273.8 | 285.7 | 284.0 | 184.3 | 276.0 |
| - Workers Compensation | 298.4 | 329.1 | 249.8 | 255.2 | 324.3 |
| - Other Administrative Proceedings | 322.1 | 258.4 | 279.9 | 249.7 | 268.6 |
| - All Other Civil | 370.6 | 280.8 | 269.3 | 295.3 | 283.1 |
| - Discretionary Appeal | 384.5 | 261.8 | 282.4 | 300.0 | 302.0 |
| TOTAL | 337.5 | 282.6 | 286.2 | 293.9 | 294.8 |

LAW COURT
ACTUAL TIME TO DISPOSITION

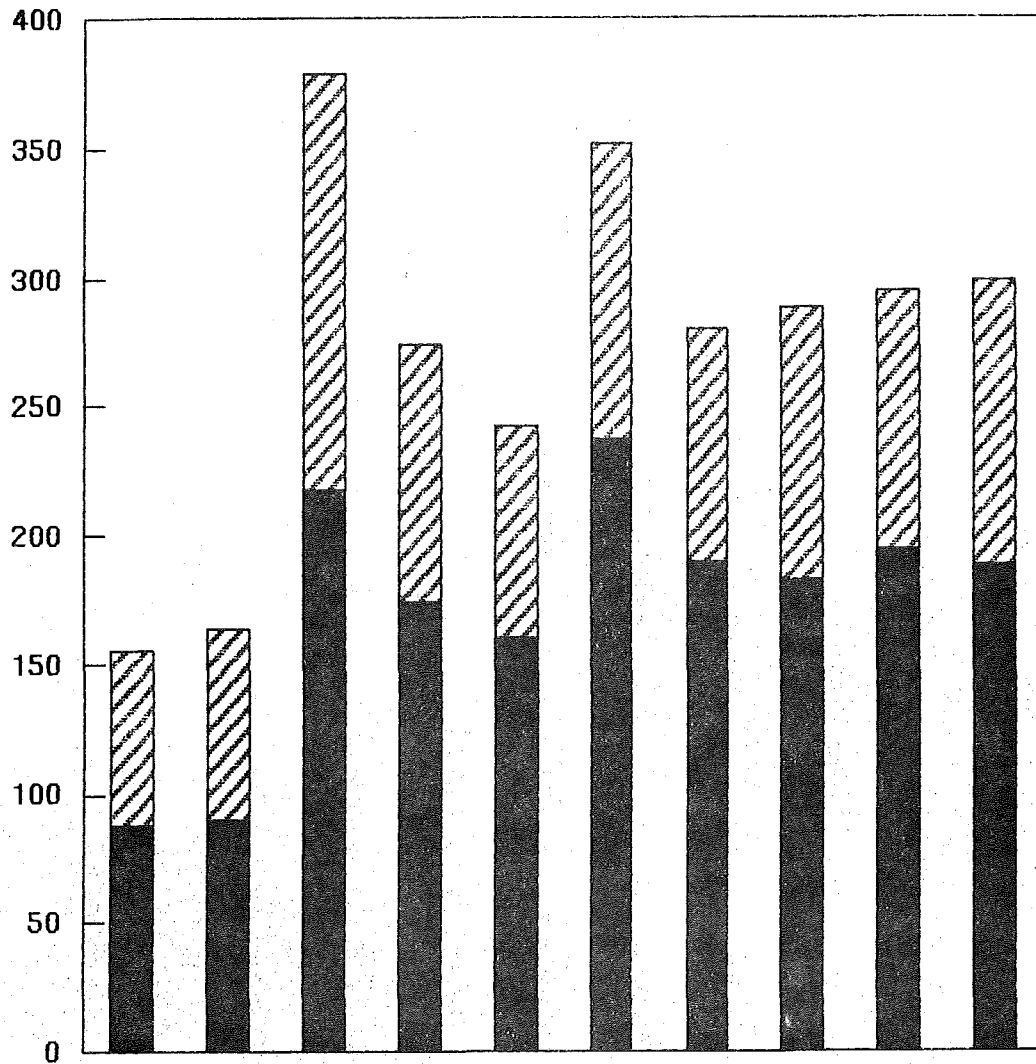
CASES FOR WHICH OPINIONS WERE WRITTEN
1985

| | 0-25 DAYS | 26-50 DAYS | 51-75 DAYS | 76-100 DAYS | 100-UP DAYS | TOTAL CASES | AVERAGE NO. OF DAYS |
|---|--------------|---------------|---------------|----------------|----------------|----------------|------------------------|
| | ----- | ----- | ----- | ----- | ----- | ----- | ----- |
| NOTICE OF APPEAL TO COMPLETION OF RECORD | | | | | | | |
| - Criminal | 10 | 23 | 25 | 16 | 36 | 110 | 101.2 |
| - Public Utilities Commission | 1 | 0 | 1 | 0 | 0 | 2 | 40.5 |
| - Workers Compensation | 0 | 1 | 5 | 0 | 3 | 9 | 73.7 |
| - Other Administrative Proceedings | 19 | 13 | 1 | 1 | 5 | 39 | 57.4 |
| - All Other Civil | 53 | 28 | 20 | 11 | 21 | 133 | 62.8 |
| - Discretionary Appeal | 1 | 1 | 3 | 0 | 0 | 5 | 49.8 |
| TOTAL | 84 | 66 | 55 | 28 | 65 | 298 | 76.2 |
| COMPLETION OF RECORD TO COM- PLETION | | | | | | | |
| - Criminal | 1 | 7 | 57 | 25 | 20 | 110 | 82.3 |
| - Public Utilities Commission | 0 | 0 | 0 | 2 | 0 | 2 | 89.0 |
| - Workers Compensation | 8 | 1 | 0 | 0 | 0 | 9 | 12.7 |
| - Other Administrative Proceedings | 1 | 3 | 15 | 16 | 4 | 39 | 58.8 |
| - All Other Civil | 4 | 5 | 68 | 38 | 18 | 133 | 79.3 |
| - Discretionary Appeal | 0 | 0 | 4 | 1 | 0 | 5 | 66.6 |
| TOTAL | 14 | 16 | 144 | 82 | 42 | 298 | 75.5 |
| COMPLETION OF BRIEFING TO ORAL ARGUMENT | | | | | | | |
| - Criminal | 5 | 56 | 28 | 15 | 4 | 108 | 59.2 |
| - Public Utilities Commission | 1 | 1 | 0 | 0 | 0 | 2 | 27.5 |
| - Workers Compensation | 0 | 3 | 6 | 0 | 0 | 9 | 51.3 |
| - Other Administrative Proceedings | 1 | 16 | 18 | 4 | 0 | 39 | 54.7 |
| - All Other Civil | 2 | 74 | 33 | 21 | 3 | 133 | 54.3 |
| - Discretionary Appeal | 0 | 4 | 0 | 1 | 0 | 5 | 48.4 |
| TOTAL | 9 | 154 | 85 | 41 | 7 | 296 | 55.8 |
| ORAL ARGUMENT TO DISPOSITION | | | | | | | |
| - Criminal | 29 | 30 | 17 | 13 | 19 | 108 | 74.8 |
| - Public Utilities Commission | 0 | 0 | 0 | 0 | 2 | 2 | 119.0 |
| - Workers Compensation | 1 | 1 | 0 | 1 | 6 | 9 | 186.7 |
| - Other Administrative Proceedings | 6 | 11 | 5 | 7 | 10 | 39 | 97.6 |
| - All Other Civil | 16 | 54 | 24 | 11 | 28 | 133 | 86.7 |
| - Discretionary Appeal | 0 | 0 | 0 | 1 | 4 | 5 | 137.2 |
| TOTAL | 52 | 96 | 46 | 33 | 69 | 296 | 87.9 |
| NOTICE OF APPEAL TO DISPOSITION | | | | | | | |
| - Criminal | 0 | 0 | 0 | 1 | 109 | 110 | 315.8 |
| - Public Utilities Commission | 0 | 0 | 0 | 0 | 2 | 2 | 276.0 |
| - Workers Compensation | 0 | 0 | 0 | 0 | 9 | 9 | 324.3 |
| - Other Administrative Proceedings | 0 | 0 | 0 | 0 | 39 | 39 | 268.6 |
| - All Other Civil | 0 | 0 | 0 | 1 | 132 | 133 | 283.1 |
| - Discretionary Appeal | 0 | 0 | 0 | 0 | 5 | 5 | 302.0 |
| TOTAL | 0 | 0 | 0 | 2 | 296 | 298 | 294.8 |

LAW COURT WRITTEN OPINIONS

GRAPH LC-5

NUMBER OF CASES



1976 1977 1978 1979 1980 1981 1982 1983 1984 1985

CIVIL

CRIMINAL

Year

Civil

Criminal



| | | |
|------|-----|-----|
| 1976 | 88 | 67 |
| 1977 | 90 | 74 |
| 1978 | 218 | 161 |
| 1979 | 174 | 100 |
| 1980 | 160 | 82 |
| 1981 | 238 | 114 |
| 1982 | 189 | 91 |
| 1983 | 183 | 105 |
| 1984 | 194 | 101 |
| 1985 | 188 | 110 |

LAW COURT APPELLATE DIVISION
TOTAL CASELOAD

| | 1980 ----- | 1981 ----- | 1982 ----- | 1983 ----- | 1984 ----- | 1985 ----- |
|-------------------|---------------|---------------|---------------|---------------|---------------|---------------|
| BEGINNING PENDING | 21 | 42 | 38 | 26 | 30 | 42(a) |
| FILINGS | 51 | 54 | 53 | 52 | 61 | 84 |
| DISPOSITIONS | 30 | 58 | 65 | 48 | 56 | 69 |
| END PENDING | 42 | 38 | 26 | 30 | 35 | 57 |

| DISPOSITIONS ----- | 1985 ----- |
|--------------------------------------|---------------|
| CASE WITHDRAWN | 2 |
| CASE DISMISSED: LACK OF JURISDICTION | 10 |
| CASE DISMISSED: APPEAL MOOT | 5 |
| SENTENCE INCREASED | 2 |
| SENTENCE REDUCED | 1 |
| APPEAL DENIED | 49 |
| TOTAL | ----- 69 |

| CASES PENDING AT END OF YEAR ----- | 1985 ----- |
|---------------------------------------|---------------|
| LAW COURT APPEAL PENDING | 29 |
| AWAITING RECORD | 13 |
| UNDER ADVISEMENT | 15 |
| TOTAL | ----- 57 |

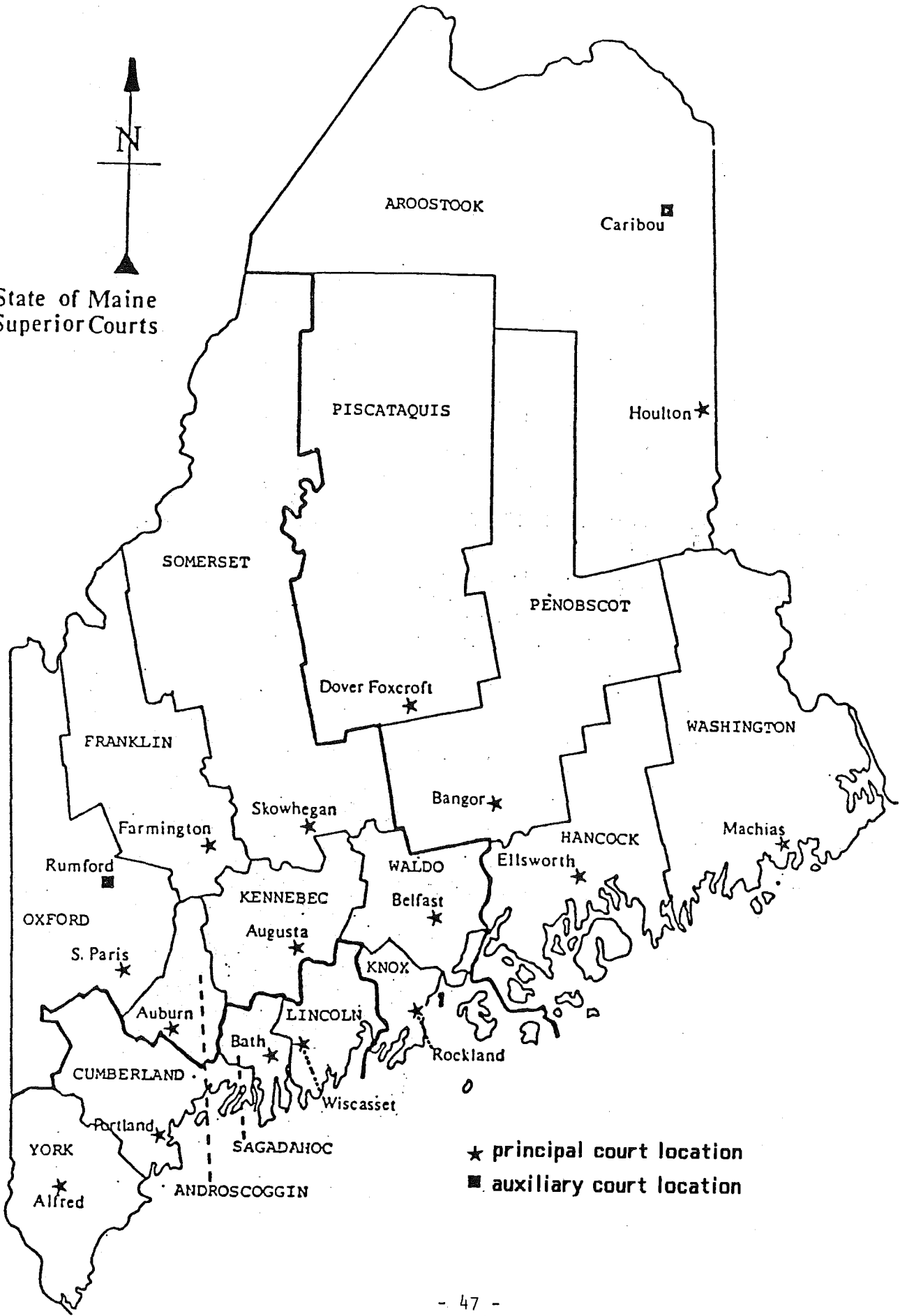
(a) Unexplained discrepancy between 1984 end pending and 1985 beginning pending.

APPENDIX II

SUPERIOR COURT

CASELOAD STATISTICS

State of Maine
Superior Courts



★ principal court location
■ auxiliary court location

1985

Maine Superior Court

Justices

Hon. Robert W. Clifford, Chief Justice

Hon. Stephen L. Perkins

Hon. Herbert T. Silsby, II

Hon. William E. McKinley

Hon. Donald G. Alexander

Hon. Jessie B. Gunther

Hon. Morton A. Brody

Hon. Carl O. Bradford

Hon. William S. Brodrick

Hon. Thomas E. Delahanty, II

Hon. Paul T. Pierson

Hon. G. Arthur Brennan

Hon. Bruce W. Chandler

Hon. Eugene W. Beaulieu (appointed 1/85)

Hon. Kermit V. Lipez (appointed 6/85)

Active Retired Justices

Hon. Ian MacInnes

Hon. Robert L. Browne (confirmed 1/85)

Clerks

| | |
|--------------|-------------------------------------|
| Androscoggin | Sally Bourget |
| Aroostook | Robert Rush |
| Cumberland | Lucille Lepitre |
| Franklin | Linda Haskell |
| Hancock | Rosemary Merchant |
| Kennebec | P. Valerie Page |
| Knox | Susan Simmons |
| Lincoln | George Cowan |
| Oxford | Donna Howe |
| Penobscot | Madolyn Upton (retired 8/85) |
| | Margaret Gardner (appointed 8/85) |
| Piscataquis | Sandra Welch |
| Sagadahoc | George Cowan (resigned 7/85) |
| | Debra Nowak (appointed 8/85) |
| Somerset | Esther Waters |
| Waldo | Joyce Page |
| Washington | Marilyn Braley |
| York | Richard Neault (resigned 1/85) |
| | Barbara Berardelli (appointed 3/85) |

SUPERIOR COURT CASELOAD STATISTICS

The data tables contained in this section are organized into four segments, detailing the composition and flow of Superior Court caseload for the past six years. These data are derived from the Superior Court Statistical Reporting System established in 1977. Statistical sheets for each case are prepared manually by Superior Court clerks; these sheets are subsequently keypunched for computerized editing and updating on a monthly basis. Numerous reporting programs provide caseload information for management purposes throughout the year and serve as the source of the data presented in this Annual Report. Definitions of types of cases and dispositions for civil and criminal cases appear on pages 97 and 137 respectively.

In order to determine trends over a period of time, many tables in this 1985 report include information for the years 1980 through 1984. As a result of periodic auditing, however, some of these figures may not match those which appeared in previous Annual Report publications, although the variations in most instances are minimal. All figures are presented by calendar year.

It should also be noted that all figures reflecting filings also include refilings. Refilings are cases which were previously disposed, but have returned to the Superior Court for substantial further action. The specific circumstances under which a civil or criminal action is considered a refiling appear on pages 97 and 137 respectively. Refilings constitute from one to two percent of the total caseload.

Summary

Table SC-2 traces the flow of all cases in each of the 16 Superior Court locations since 1980. In 1985, the pending caseload rose by 1,223 cases due to the rising backlog of URESA and criminal cases. As Graph SC-3 demonstrates, criminal cases account for well over half of the Superior Court's caseload, with civil and URESA cases comprising 31.1% and 9.5% respectively.

Civil Caseload

Graph SC-4 through Table SC-15 provide detailed information concerning the Superior Court's civil caseload. Statewide, 1985 is the fourth consecutive year in which civil dispositions exceeded civil filings. Of the 5,899 dispositions during 1985, one-half were dismissed upon agreement of the parties (Rule 41(a)) while an additional 7.5% were dismissed by the court after two years of case inactivity. The 218 civil jury trials accounted for over 3% of all dispositions.

Table SC-12 presents timeframe data for the civil pending caseload. As of the end of 1985, the average civil case had been pending for an average of one and one-half years, and 25% of all pending civil cases were over two years old.

The average time required for a case to reach jury trial is presented on Table SC-13. It took an average of 2.7 years for a civil case to reach jury trial during 1985. It should be noted, however, that the average number of days from filing to pre-trial memorandum, a period over which the courts have little control, alone consumed over one year (see Table SC-15). Table SC-14 summarizes the average number of days required from filing to disposition for civil cases during the last six years. The statewide average has risen by 49 days since 1980. When reviewing this table for individual courts, the detailed 1985 figures on Table SC-15 should also be

consulted, since smaller courts may have had few cases from which to calculate an average.

Five key timeframes are measured on Table SC-15:

- Filing to Pre-trial Memorandum
- Pre-trial Memorandum to Pre-trial Conference
- Pre-trial Conference to Jury Trial
- Pre-trial Conference to Non-Jury Trial
- Filing to Disposition

Although the first two timeframes occur prior to final disposition, these measures cannot be calculated until the information is entered into the computer at the time the case is actually disposed. Also, in four counties, a civil caseflow expedition project was established whereby cases could proceed to trial without pre-trial memoranda or conferences.

The first timeframe is largely a measure of the time required for attorneys to file a pre-trial memorandum after a case has been filed in the Superior Court. Over 39% of the cases required over a year from filing to pre-trial memorandum, with a statewide average of 384 days. The measure from pre-trial memorandum to pre-trial conference reflects the time required to reach conference after the request has been submitted; statewide, this averages 219 days, although cases in Androscoggin consumed considerably more time to complete this phase of civil case processing. The next two timeframes, conference to jury trial and conference to non-jury trial are significant in that they indicate how quickly the court is able to accommodate the demand for trials. However, it should be noted that courts may employ different scheduling policies which may impact these calculations. For instance, some courts may deliberately not schedule pre-trial conferences until the court's ability to schedule a trial is imminent. Nonetheless, an average of 355 days statewide was required for a case to reach jury trial from pre-trial conference, while non-jury trials were held within 284 days. The last timeframe traces the total time required for civil cases to move from filing to disposition, and reflects the total number of cases disposed during 1985. Of the 5,899 cases disposed, over 31% took in excess of two years to reach disposition.

URESAs Caseload (Uniform Reciprocal Enforcement of Support Act)

The Superior Court's URESA caseload is presented on Graph SC-16 through Table SC-19. The number of URESA filings in 1985 represents a 13% decrease from the 1980 level, but 25% greater than in 1984. Since the number of dispositions did not meet the number of incoming filings, the pending caseload increased by 20%.

Criminal Caseload

Criminal caseload in the Superior Court may be counted by either docket number or defendant number. When counted by docket number, the actual number of cases assigned a docket number is reflected. Some courts report multiple-defendant cases more frequently than others, due to differing District Attorney practices, resulting in docket numbers which contain more than one defendant. From a statewide perspective, the issue is not particularly significant, since caseload measured by number of defendants is only a few percent higher than when calculated by docket number. (See Table SC-27). In this report, the core analysis of filings, dispositions and pending caseloads are counted by docket number, as are the types of cases, such as appeals, transfers, indictments, etc. However, classes of charges are counted by defendant, as are types of dispositions and trials. The latter two items are counted by defendant because of the likelihood for the multiple

defendants included in a single docket number to be tried and/or disposed in different manners.

Graph SC-20 through Table SC-36 depict the criminal caseload statewide. The number of criminal filings has risen by over 20% since last year, reaching the highest level ever reported in the Superior Court. With dispositions only rising by 1.5%, the number of criminal cases pending increased by 1,260 cases. About 50% of all criminal case filings were transfers from the District Court involving Class D and E proceedings. Cases involving murder, Class A, Class B and Class C crimes (generally considered to be felonies) constituted 34% of the state's criminal caseload.

Boundovers from the District Court create a difficult situation with regard to the counting of cases for statistical purposes. When a boundover is filed in the Superior Court, it statistically remains a "boundover" type of case even if an indictment results. (See Table SC-25). When a boundover results in an information being filed, however, the District Attorney dismisses the boundover and a new docket number is assigned for the information. Under such circumstances, the case is actually being counted twice, and the number of District Attorney dismissals is slightly inflated.

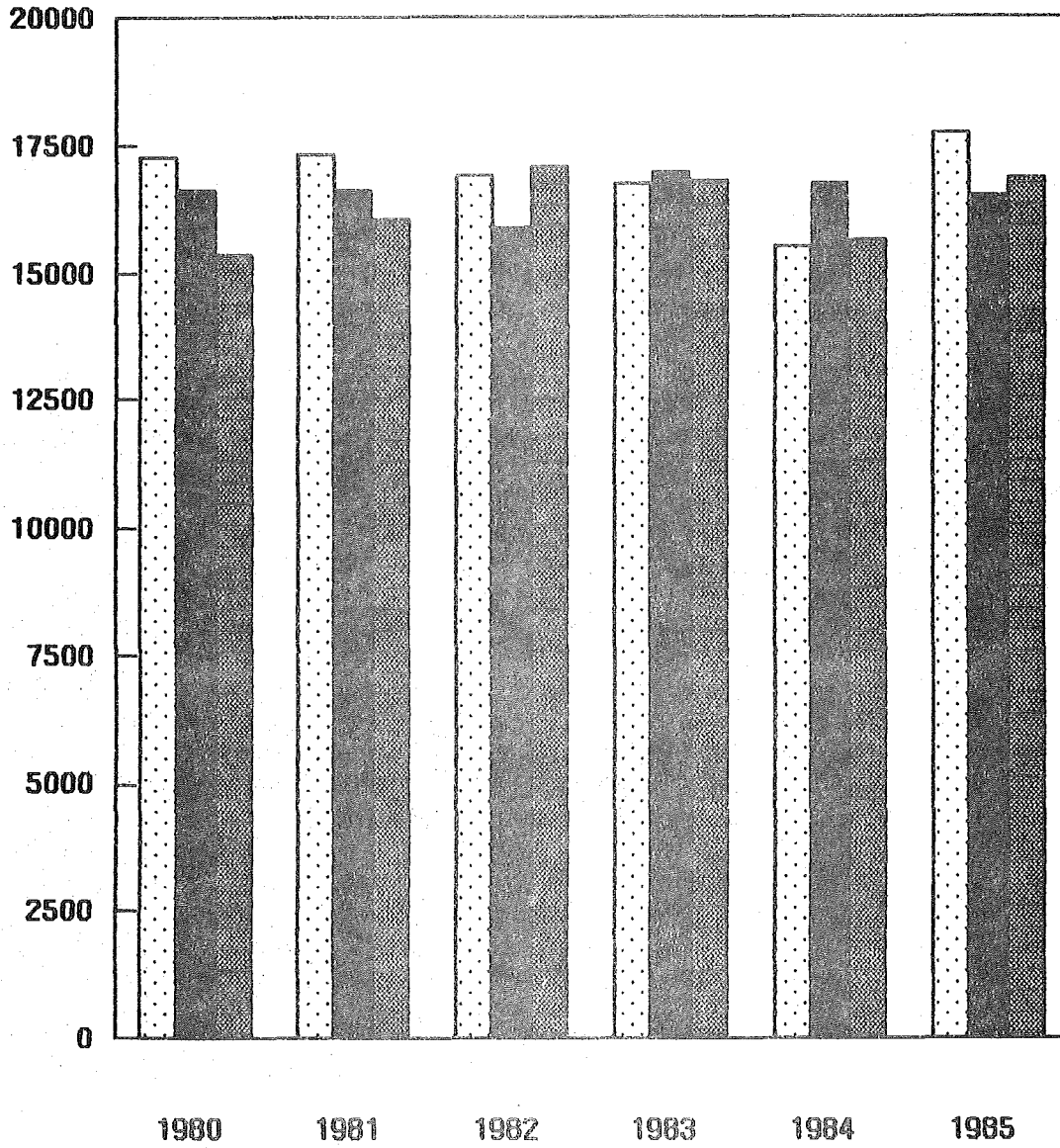
Table SC-28 was prepared in order to document the effect of outstanding warrants of arrest upon criminal pending caseload. In general, the assumption has been made that pending caseload serves as an obvious indication of a court's ability or inability to efficiently dispose of cases in relationship to incoming workload. In reality, cases may be pending in the Superior Court that cannot be processed because a warrant issued for the defendant is not or cannot be served. Thus, it may be unfair to hold the courts solely responsible for increases in pending caseload which in fact may be beyond their control. Certainly the effect of outstanding warrants upon pending caseload varies considerably throughout the state. Statewide, 27.8% of all criminal pending caseload appears to be a result of outstanding warrants but this varies widely, from 18% in Franklin and Sagadahoc to almost 50% in Somerset.

Case disposition data on Tables SC-29 and SC-30 reveal that defendants were convicted in 57.1% of all cases, while dismissals by either the court or the District Attorney accounted for 30% of all dispositions. Of 5,396 convictions, over 92% were by plea of guilty. There were 468 criminal jury trials during 1985 which represents about 5% of all criminal case dispositions. (See Table SC-31).

Table SC-34 portrays the average time required for indictments and transfers to reach a jury trial. Indictments took an average of about 7.6 months to reach a jury trial, while transfers reached jury trial in about 5.8 months. Table SC-35 includes the average time required to reach final disposition for indictments and transfers. These figures reflect all cases reaching disposition, including those which may have been quickly terminated via dismissal, so the average time is less than for the previous table where all cases culminated in jury trial. When reviewing averages for individual courts, Table SC-36 which refers to the actual numbers of cases should also be consulted, since smaller courts may have had few cases from which to calculate an average.

SUPERIOR COURT
TOTAL CASELOAD

NUMBER OF CASES



FILINGS



DISPOSITIONS



PENDING AS OF
DECEMBER 31ST



SUPERIOR COURT
CASELOAD SUMMARY

| STATE TOTAL | 1980 | 1981 | 1982 | 1983 | 1984 | 1985 | % CHANGE 1980-1985 | % CHANGE 1984-1985 |
|------------------------|--------|--------|--------|--------|--------|--------|-----------------------|-----------------------|
| CIVIL: | | | | | | | | |
| PENDING JANUARY 1 | 8,964 | 9,200 | 9,369 | 9,191 | 8,801 | 8,386 | -6.4 | -4.7 |
| FILINGS | 6,445 | 6,370 | 6,084 | 5,834 | 5,441 | 5,513 | -14.5 | 1.3 |
| DISPOSITIONS | 6,209 | 6,201 | 6,262 | 6,224 | 5,856 | 5,899 | -5.0 | .7 |
| PENDING DECEMBER 31 | 9,200 | 9,369 | 9,191 | 8,801 | 8,386 | 8,000 | -13.0 | -4.6 |
| CASELOAD CHANGE | 236 | 169 | -178 | -390 | -415 | -386 | | |
| URES: | | | | | | | | |
| PENDING JANUARY 1 | 1,232 | 1,691 | 1,824 | 1,926 | 2,155 | 1,752 | 42.2 | -18.7 |
| FILINGS | 1,944 | 1,749 | 1,538 | 1,565 | 1,350 | 1,686 | -13.3 | 24.9 |
| DISPOSITIONS | 1,485 | 1,616 | 1,436 | 1,336 | 1,753 | 1,337 | -10.0 | -23.7 |
| PENDING DECEMBER 31 | 1,691 | 1,824 | 1,926 | 2,155 | 1,752 | 2,101 | 24.2 | 19.9 |
| CASELOAD CHANGE | 459 | 133 | 102 | 229 | -403 | 349 | | |
| CRIMINAL: | | | | | | | | |
| PENDING JANUARY 1 | 4,461 | 4,442 | 4,838 | 5,965 | 5,843 | 5,464 | 22.5 | -6.5 |
| FILINGS | 8,866 | 9,189 | 9,275 | 9,303 | 8,729 | 10,508 | 18.5 | 20.4 |
| DISPOSITIONS | 8,885 | 8,793 | 8,148 | 9,425 | 9,108 | 9,248 | 4.1 | 1.5 |
| PENDING DECEMBER 31 | 4,442 | 4,838 | 5,965 | 5,843 | 5,464 | 6,724 | 51.4 | 23.1 |
| CASELOAD CHANGE | -19 | 396 | 1127 | -122 | -379 | 1260 | | |
| TOTAL CASELOAD: | | | | | | | | |
| PENDING JANUARY 1 | 14,657 | 15,333 | 16,031 | 17,082 | 16,799 | 15,602 | 6.4 | -7.1 |
| FILINGS | 17,255 | 17,308 | 16,897 | 16,702 | 15,520 | 17,707 | 2.6 | 14.1 |
| DISPOSITIONS | 16,579 | 16,610 | 15,846 | 16,985 | 16,717 | 16,484 | -.6 | -1.4 |
| PENDING DECEMBER 31 | 15,333 | 16,031 | 17,082 | 16,799 | 15,602 | 16,825 | 9.7 | 7.8 |
| CASELOAD CHANGE | 676 | 698 | 1051 | -283 | -1197 | 1223 | | |

- * - Includes cases filed and refiled
- All cases counted by docket number

TABLE SC-2
(con't)

SUPERIOR COURT
CASELOAD SUMMARY

| ANDROSCOGGIN | 1980 | 1981 | 1982 | 1983 | 1984 | 1985 | % CHANGE 1980-1985 | % CHANGE 1984-1985 |
|------------------------|------|------|------|------|------|------|-----------------------|-----------------------|
| CIVIL: | | | | | | | | |
| PENDING JANUARY 1 | 940 | 976 | 992 | 976 | 1012 | 966 | 2.8 | -4.5 |
| FILINGS | 630 | 623 | 596 | 599 | 545 | 544 | -13.7 | -.2 |
| DISPOSITIONS | 594 | 607 | 612 | 563 | 591 | 672 | 13.1 | 13.7 |
| PENDING DECEMBER 31 | 976 | 992 | 976 | 1012 | 966 | 838 | -14.1 | -13.3 |
| CASELOAD CHANGE | 36 | 16 | -16 | 36 | -46 | -128 | | |
| URESIA: | | | | | | | | |
| PENDING JANUARY 1 | 80 | 105 | 129 | 151 | 144 | 89 | 11.2 | -38.2 |
| FILINGS | 117 | 122 | 124 | 89 | 118 | 134 | 14.5 | 13.6 |
| DISPOSITIONS | 92 | 98 | 102 | 96 | 173 | 58 | -37.0 | -66.5 |
| PENDING DECEMBER 31 | 105 | 129 | 151 | 144 | 89 | 165 | 57.1 | 85.4 |
| CASELOAD CHANGE | 25 | 24 | 22 | -7 | -55 | 76 | | |
| CRIMINAL: | | | | | | | | |
| PENDING JANUARY 1 | 292 | 406 | 369 | 496 | 469 | 491 | 68.2 | 4.7 |
| FILINGS | 553 | 444 | 689 | 667 | 700 | 784 | 41.8 | 12.0 |
| DISPOSITIONS | 439 | 481 | 562 | 694 | 678 | 707 | 61.0 | 4.3 |
| PENDING DECEMBER 31 | 406 | 369 | 496 | 469 | 491 | 568 | 39.9 | 15.7 |
| CASELOAD CHANGE | 114 | -37 | 127 | -27 | 22 | 77 | | |
| TOTAL CASELOAD: | | | | | | | | |
| PENDING JANUARY 1 | 1312 | 1487 | 1490 | 1623 | 1625 | 1546 | 17.8 | -4.9 |
| FILINGS | 1300 | 1189 | 1409 | 1355 | 1363 | 1462 | 12.5 | 7.3 |
| DISPOSITIONS | 1125 | 1186 | 1276 | 1353 | 1442 | 1437 | 27.7 | -.3 |
| PENDING DECEMBER 31 | 1487 | 1490 | 1623 | 1625 | 1546 | 1571 | 5.6 | 1.6 |
| CASELOAD CHANGE | 175 | 3 | 133 | 2 | -79 | 25 | | |

* - Includes cases filed and refiled
- All cases counted by docket number

TABLE SC-2
(con't)

SUPERIOR COURT
CASELOAD SUMMARY

| AROOSTOOK | 1980 | 1981 | 1982 | 1983 | 1984 | 1985 | % CHANGE 1980-1985 | % CHANGE 1984-1985 |
|------------------------|------|------|------|------|------|------|-----------------------|-----------------------|
| CIVIL: | | | | | | | | |
| PENDING JANUARY 1 | 528 | 558 | 507 | 545 | 547 | 466 | -11.7 | -14.8 |
| FILINGS | 360 | 312 | 361 | 378 | 308 | 322 | -10.6 | 4.5 |
| DISPOSITIONS | 330 | 363 | 323 | 376 | 389 | 341 | 3.3 | -12.3 |
| PENDING DECEMBER 31 | 558 | 507 | 545 | 547 | 466 | 447 | -19.9 | -4.1 |
| CASELOAD CHANGE | 30 | -51 | 38 | 2 | -81 | -19 | | |
| URESIA: | | | | | | | | |
| PENDING JANUARY 1 | 60 | 23 | 30 | 23 | 32 | 31 | -48.3 | -3.1 |
| FILINGS | 167 | 144 | 120 | 129 | 113 | 157 | -6.0 | 38.9 |
| DISPOSITIONS | 204 | 137 | 127 | 120 | 114 | 149 | -27.0 | 30.7 |
| PENDING DECEMBER 31 | 23 | 30 | 23 | 32 | 31 | 39 | 69.6 | 25.8 |
| CASELOAD CHANGE | -37 | 7 | -7 | 9 | -1 | 8 | | |
| CRIMINAL: | | | | | | | | |
| PENDING JANUARY 1 | 431 | 441 | 411 | 386 | 316 | 236 | -45.2 | -25.3 |
| FILINGS | 673 | 784 | 649 | 585 | 408 | 426 | -36.7 | 4.4 |
| DISPOSITIONS | 663 | 814 | 674 | 655 | 488 | 404 | -39.1 | -17.2 |
| PENDING DECEMBER 31 | 441 | 411 | 386 | 316 | 236 | 258 | -41.5 | 9.3 |
| CASELOAD CHANGE | 10 | -30 | -25 | -70 | -80 | 22 | | |
| TOTAL CASELOAD: | | | | | | | | |
| PENDING JANUARY 1 | 1019 | 1022 | 948 | 954 | 895 | 733 | -28.1 | -18.1 |
| FILINGS | 1200 | 1240 | 1130 | 1092 | 829 | 905 | -24.6 | 9.2 |
| DISPOSITIONS | 1197 | 1314 | 1124 | 1151 | 991 | 894 | -25.3 | -9.8 |
| PENDING DECEMBER 31 | 1022 | 948 | 954 | 895 | 733 | 744 | -27.2 | 1.5 |
| CASELOAD CHANGE | 3 | -74 | 6 | -59 | -162 | 11 | | |

* - Includes cases filed and refiled
- All cases counted by docket number

SUPERIOR COURT
CASELOAD SUMMARY

| CUMBERLAND | 1980 | 1981 | 1982 | 1983 | 1984 | 1985 | % CHANGE 1980-1985 | % CHANGE 1984-1985 |
|------------------------|------|------|------|------|------|------|-----------------------|-----------------------|
| CIVIL: | | | | | | | | |
| PENDING JANUARY 1 | 2050 | 2251 | 2413 | 2487 | 2272 | 2085 | 1.7 | -8.2 |
| FILINGS | 1577 | 1607 | 1532 | 1418 | 1335 | 1360 | -13.8 | 1.9 |
| DISPOSITIONS | 1376 | 1445 | 1458 | 1633 | 1522 | 1524 | 10.8 | .1 |
| PENDING DECEMBER 31 | 2251 | 2413 | 2487 | 2272 | 2085 | 1921 | -14.7 | -7.9 |
| CASELOAD CHANGE | 201 | 162 | 74 | -215 | -187 | -164 | | |
| URES: | | | | | | | | |
| PENDING JANUARY 1 | 257 | 358 | 418 | 383 | 460 | 275 | 7.0 | -40.2 |
| FILINGS | 330 | 283 | 259 | 273 | 222 | 237 | -28.2 | 6.8 |
| DISPOSITIONS | 229 | 223 | 294 | 196 | 407 | 211 | -7.9 | -48.2 |
| PENDING DECEMBER 31 | 358 | 418 | 383 | 460 | 275 | 301 | -15.9 | 9.5 |
| CASELOAD CHANGE | 101 | 60 | -35 | 77 | -185 | 26 | | |
| CRIMINAL: | | | | | | | | |
| PENDING JANUARY 1 | 785 | 713 | 1006 | 1203 | 1103 | 1046 | 33.2 | -5.2 |
| FILINGS | 1649 | 1947 | 1783 | 1872 | 1749 | 2222 | 34.7 | 27.0 |
| DISPOSITIONS | 1721 | 1654 | 1586 | 1972 | 1806 | 1834 | 6.6 | 1.6 |
| PENDING DECEMBER 31 | 713 | 1006 | 1203 | 1103 | 1046 | 1434 | 101.1 | 37.1 |
| CASELOAD CHANGE | -72 | 293 | 197 | -100 | -57 | 388 | | |
| TOTAL CASELOAD: | | | | | | | | |
| PENDING JANUARY 1 | 3092 | 3322 | 3837 | 4073 | 3835 | 3406 | 10.2 | -11.2 |
| FILINGS | 3556 | 3837 | 3574 | 3563 | 3306 | 3819 | 7.4 | 15.5 |
| DISPOSITIONS | 3326 | 3322 | 3338 | 3801 | 3735 | 3569 | 7.3 | -4.4 |
| PENDING DECEMBER 31 | 3322 | 3837 | 4073 | 3835 | 3406 | 3656 | 10.1 | 7.3 |
| CASELOAD CHANGE | 230 | 515 | 236 | -238 | -429 | 250 | | |

* - Includes cases filed and refiled
- All cases counted by docket number

TABLE SC-2
(con't)

**SUPERIOR COURT
CASELOAD SUMMARY**

| FRANKLIN | 1980 | 1981 | 1982 | 1983 | 1984 | 1985 | % CHANGE 1980-1985 | % CHANGE 1984-1985 |
|------------------------|------|------|------|------|------|------|-----------------------|-----------------------|
| CIVIL: | | | | | | | | |
| PENDING JANUARY 1 | 165 | 210 | 225 | 197 | 168 | 173 | 4.8 | 3.0 |
| FILINGS | 157 | 169 | 135 | 129 | 107 | 87 | -44.6 | -18.7 |
| DISPOSITIONS | 112 | 154 | 163 | 158 | 102 | 124 | 10.7 | 21.6 |
| PENDING DECEMBER 31 | 210 | 225 | 197 | 168 | 173 | 136 | -35.2 | -21.4 |
| CASELOAD CHANGE | 45 | 15 | -28 | -29 | 5 | -37 | | |
| URES: | | | | | | | | |
| PENDING JANUARY 1 | 14 | 27 | 36 | 41 | 48 | 52 | 271.4 | 8.3 |
| FILINGS | 42 | 41 | 47 | 30 | 29 | 36 | -14.3 | 24.1 |
| DISPOSITIONS | 29 | 32 | 42 | 23 | 25 | 50 | 72.4 | 100.0 |
| PENDING DECEMBER 31 | 27 | 36 | 41 | 48 | 52 | 38 | 40.7 | -26.9 |
| CASELOAD CHANGE | 13 | 9 | 5 | 7 | 4 | -14 | | |
| CRIMINAL: | | | | | | | | |
| PENDING JANUARY 1 | 135 | 165 | 172 | 220 | 190 | 239 | 77.0 | 25.8 |
| FILINGS | 438 | 430 | 423 | 414 | 422 | 526 | 20.1 | 24.6 |
| DISPOSITIONS | 408 | 423 | 375 | 444 | 373 | 500 | 22.5 | 34.0 |
| PENDING DECEMBER 31 | 165 | 172 | 220 | 190 | 239 | 265 | 60.6 | 10.9 |
| CASELOAD CHANGE | 30 | 7 | 48 | -30 | 49 | 26 | | |
| TOTAL CASELOAD: | | | | | | | | |
| PENDING JANUARY 1 | 314 | 402 | 433 | 458 | 406 | 464 | 47.8 | 14.3 |
| FILINGS | 637 | 640 | 605 | 573 | 558 | 649 | 1.9 | 16.3 |
| DISPOSITIONS | 549 | 609 | 580 | 625 | 500 | 674 | 22.8 | 34.8 |
| PENDING DECEMBER 31 | 402 | 433 | 458 | 406 | 464 | 439 | 9.2 | -5.4 |
| CASELOAD CHANGE | 88 | 31 | 25 | -52 | 58 | -25 | | |

* - Includes cases filed and refiled
- All cases counted by docket number

TABLE SC-2
(con't)

SUPERIOR COURT
CASELOAD SUMMARY

| HANCOCK | 1980 | 1981 | 1982 | 1983 | 1984 | 1985 | % CHANGE 1980-1985 | % CHANGE 1984-1985 |
|------------------------|------|------|------|------|------|------|-----------------------|-----------------------|
| CIVIL: | | | | | | | | |
| PENDING JANUARY 1 | 359 | 351 | 352 | 366 | 338 | 321 | -10.6 | -5.0 |
| FILINGS | 225 | 211 | 213 | 202 | 195 | 191 | -15.1 | -2.1 |
| DISPOSITIONS | 233 | 210 | 199 | 230 | 212 | 183 | -21.5 | -13.7 |
| PENDING DECEMBER 31 | 351 | 352 | 366 | 338 | 321 | 329 | -6.3 | 2.5 |
| CASELOAD CHANGE | -8 | 1 | 14 | -28 | -17 | 8 | | |
| URES: | | | | | | | | |
| PENDING JANUARY 1 | 40 | 65 | 57 | 90 | 68 | 62 | 55.0 | -8.8 |
| FILINGS | 79 | 64 | 71 | 63 | 59 | 62 | -21.5 | 5.1 |
| DISPOSITIONS | 54 | 72 | 38 | 85 | 65 | 33 | -38.9 | -49.2 |
| PENDING DECEMBER 31 | 65 | 57 | 90 | 68 | 62 | 91 | 40.0 | 46.8 |
| CASELOAD CHANGE | 25 | -8 | 33 | -22 | -6 | 29 | | |
| CRIMINAL: | | | | | | | | |
| PENDING JANUARY 1 | 137 | 134 | 146 | 208 | 168 | 232 | 67.9 | -5.7 |
| FILINGS | 200 | 212 | 244 | 230 | 242 | 236 | 18.0 | -2.5 |
| DISPOSITIONS | 203 | 200 | 182 | 270 | 178 | 272 | 34.0 | 52.8 |
| PENDING DECEMBER 31 | 134 | 146 | 208 | 168 | 232 | 196 | 46.3 | -15.5 |
| CASELOAD CHANGE | -3 | 12 | 62 | -40 | -12 | -34 | | |
| TOTAL CASELOAD: | | | | | | | | |
| PENDING JANUARY 1 | 536 | 550 | 555 | 664 | 574 | 615 | 14.7 | 7.1 |
| FILINGS | 504 | 487 | 528 | 495 | 496 | 489 | -3.0 | -1.4 |
| DISPOSITIONS | 490 | 482 | 419 | 585 | 455 | 488 | -.4 | 7.3 |
| PENDING DECEMBER 31 | 550 | 555 | 664 | 574 | 615 | 616 | 12.0 | .2 |
| CASELOAD CHANGE | 14 | 5 | 109 | -90 | 41 | 1 | | |

* - Includes cases filed and refiled
- All cases counted by docket number

TABLE SC-2
(con't)

SUPERIOR COURT
CASELOAD SUMMARY

| KENNEBEC | 1980 | 1981 | 1982 | 1983 | 1984 | 1985 | % CHANGE 1980-1985 | % CHANGE 1984-1985 |
|------------------------|------|------|------|------|------|------|-----------------------|-----------------------|
| CIVIL: | | | | | | | | |
| PENDING JANUARY 1 | 1162 | 1081 | 975 | 896 | 830 | 773 | -33.5 | -6.9 |
| FILINGS | 697 | 631 | 626 | 609 | 590 | 620 | -11.0 | 5.1 |
| DISPOSITIONS | 778 | 737 | 705 | 675 | 647 | 663 | -14.8 | 2.5 |
| PENDING DECEMBER 31 | 1081 | 975 | 896 | 830 | 773 | 730 | -32.5 | -5.6 |
| CASELOAD CHANGE | -81 | -106 | -79 | -66 | -57 | -43 | | |
| URES: | | | | | | | | |
| PENDING JANUARY 1 | 199 | 276 | 169 | 192 | 243 | 243 | 22.1 | 0.0 |
| FILINGS | 171 | 151 | 114 | 160 | 113 | 147 | -14.0 | 30.1 |
| DISPOSITIONS | 94 | 258 | 91 | 109 | 113 | 115 | 22.3 | 1.8 |
| PENDING DECEMBER 31 | 276 | 169 | 192 | 243 | 243 | 275 | -4 | 13.2 |
| CASELOAD CHANGE | 77 | -107 | 23 | 51 | 0 | 32 | | |
| CRIMINAL: | | | | | | | | |
| PENDING JANUARY 1 | 458 | 419 | 420 | 578 | 473 | 415 | -9.4 | -12.3 |
| FILINGS | 709 | 697 | 966 | 841 | 778 | 882 | 24.4 | 13.4 |
| DISPOSITIONS | 748 | 696 | 808 | 946 | 836 | 790 | 5.6 | -5.5 |
| PENDING DECEMBER 31 | 419 | 420 | 578 | 473 | 415 | 507 | 21.0 | 22.2 |
| CASELOAD CHANGE | -39 | 1 | 158 | -105 | -58 | 92 | | |
| TOTAL CASELOAD: | | | | | | | | |
| PENDING JANUARY 1 | 1819 | 1776 | 1564 | 1666 | 1546 | 1431 | -21.3 | -7.4 |
| FILINGS | 1577 | 1479 | 1706 | 1610 | 1481 | 1649 | 4.6 | 11.3 |
| DISPOSITIONS | 1620 | 1691 | 1604 | 1730 | 1596 | 1568 | -3.2 | -1.8 |
| PENDING DECEMBER 31 | 1776 | 1564 | 1666 | 1546 | 1431 | 1512 | -14.9 | 5.7 |
| CASELOAD CHANGE | -43 | -212 | 102 | -120 | -115 | 81 | | |

- * - Includes cases filed and refiled
- All cases counted by docket number

TABLE SC-2
(con't)

SUPERIOR COURT
CASELOAD SUMMARY

| KNOX | 1980 | 1981 | 1982 | 1983 | 1984 | 1985 | % CHANGE 1980-1985 | % CHANGE 1984-1985 |
|------------------------|------|------|------|------|------|------|-----------------------|-----------------------|
| CIVIL: | | | | | | | | |
| PENDING JANUARY 1 | 294 | 290 | 258 | 221 | 204 | 188 | -36.1 | -7.8 |
| FILINGS | 190 | 194 | 164 | 158 | 147 | 152 | -20.0 | 3.4 |
| DISPOSITIONS | 194 | 226 | 201 | 175 | 163 | 163 | -16.0 | 0.0 |
| PENDING DECEMBER 31 | 290 | 258 | 221 | 204 | 188 | 177 | -39.0 | -5.9 |
| CASELOAD CHANGE | -4 | -32 | -37 | -17 | -16 | -11 | | |
| URES: | | | | | | | | |
| PENDING JANUARY 1 | 34 | 52 | 57 | 61 | 82 | 59 | 73.5 | -28.0 |
| FILINGS | 51 | 58 | 48 | 58 | 46 | 63 | 23.5 | 37.0 |
| DISPOSITIONS | 33 | 53 | 44 | 37 | 69 | 40 | 21.2 | -42.0 |
| PENDING DECEMBER 31 | 52 | 57 | 61 | 82 | 59 | 82 | 57.7 | 39.0 |
| CASELOAD CHANGE | 18 | 5 | 4 | 21 | -23 | 23 | | |
| CRIMINAL: | | | | | | | | |
| PENDING JANUARY 1 | 162 | 191 | 171 | 222 | 276 | 352 | 170.4 | 14.7 |
| FILINGS | 380 | 365 | 382 | 438 | 587 | 649 | 70.8 | 10.6 |
| DISPOSITIONS | 351 | 385 | 331 | 384 | 511 | 569 | 62.1 | 11.4 |
| PENDING DECEMBER 31 | 191 | 171 | 222 | 276 | 352 | 432 | 126.2 | 22.7 |
| CASELOAD CHANGE | 29 | -20 | 51 | 54 | -30 | -6 | | |
| TOTAL CASELOAD: | | | | | | | | |
| PENDING JANUARY 1 | 490 | 533 | 486 | 504 | 562 | 599 | 22.2 | 6.6 |
| FILINGS | 621 | 617 | 594 | 654 | 780 | 864 | 39.1 | 10.8 |
| DISPOSITIONS | 578 | 664 | 576 | 596 | 743 | 772 | 33.6 | 3.9 |
| PENDING DECEMBER 31 | 533 | 486 | 504 | 562 | 599 | 691 | 29.6 | 15.4 |
| CASELOAD CHANGE | 43 | -47 | 18 | 58 | 37 | 92 | | |

* - Includes cases filed and refiled
 - All cases counted by docket number

TABLE SC-2
(con't)

SUPERIOR COURT
CASELOAD SUMMARY

| LINCOLN | 1980 | 1981 | 1982 | 1983 | 1984 | 1985 | % CHANGE 1980-1985 | % CHANGE 1984-1985 |
|------------------------|------|------|------|------|------|------|-----------------------|-----------------------|
| CIVIL: | | | | | | | | |
| PENDING JANUARY 1 | 137 | 153 | 185 | 193 | 195 | 192 | 40.1 | -1.5 |
| FILINGS | 136 | 135 | 152 | 169 | 125 | 119 | -12.5 | -4.8 |
| DISPOSITIONS | 120 | 103 | 144 | 167 | 128 | 121 | .8 | -5.5 |
| PENDING DECEMBER 31 | 153 | 185 | 193 | 195 | 192 | 190 | 24.2 | -1.0 |
| CASELOAD CHANGE | 16 | 32 | 8 | 2 | -3 | -2 | | |
| URES: | | | | | | | | |
| PENDING JANUARY 1 | 23 | 23 | 34 | 36 | 36 | 37 | 60.9 | 2.8 |
| FILINGS | 30 | 30 | 21 | 26 | 25 | 43 | 43.3 | 72.0 |
| DISPOSITIONS | 30 | 19 | 19 | 26 | 24 | 28 | -6.7 | 16.7 |
| PENDING DECEMBER 31 | 23 | 34 | 36 | 36 | 37 | 52 | 126.1 | 40.5 |
| CASELOAD CHANGE | 0 | 11 | 2 | 0 | 1 | 15 | | |
| CRIMINAL: | | | | | | | | |
| PENDING JANUARY 1 | 71 | 82 | 100 | 185 | 302 | 274 | 285.9 | -9.3 |
| FILINGS | 228 | 284 | 272 | 354 | 311 | 357 | 56.6 | 14.8 |
| DISPOSITIONS | 217 | 266 | 187 | 237 | 339 | 380 | 75.1 | 12.1 |
| PENDING DECEMBER 31 | 82 | 100 | 185 | 302 | 274 | 251 | 206.1 | -8.4 |
| CASELOAD CHANGE | 11 | 18 | 85 | 117 | -28 | -23 | | |
| TOTAL CASELOAD: | | | | | | | | |
| PENDING JANUARY 1 | 231 | 258 | 319 | 414 | 533 | 503 | 117.7 | -5.6 |
| FILINGS | 394 | 449 | 445 | 549 | 461 | 519 | 31.7 | 12.6 |
| DISPOSITIONS | 367 | 388 | 350 | 430 | 491 | 529 | 44.1 | 7.7 |
| PENDING DECEMBER 31 | 258 | 319 | 414 | 533 | 503 | 493 | 91.1 | -2.0 |
| CASELOAD CHANGE | 27 | 61 | 95 | 119 | -30 | -10 | | |

* - Includes cases filed and refiled
- All cases counted by docket number

TABLE SC-2
(con't)

SUPERIOR COURT
CASELOAD SUMMARY

| OXFORD | 1980 | 1981 | 1982 | 1983 | 1984 | 1985 | % CHANGE 1980-1985 | % CHANGE 1984-1985 |
|------------------------|------|------|------|------|------|------|-----------------------|-----------------------|
| CIVIL: | | | | | | | | |
| PENDING JANUARY 1 | 263 | 249 | 273 | 268 | 259 | 274 | 4.2 | 5.8 |
| FILINGS | 211 | 199 | 208 | 171 | 172 | 187 | -11.4 | 8.7 |
| DISPOSITIONS | 225 | 175 | 213 | 180 | 157 | 214 | -4.9 | 36.3 |
| PENDING DECEMBER 31 | 249 | 273 | 268 | 259 | 274 | 247 | -1.8 | -9.9 |
| CASELOAD CHANGE | -14 | 24 | -5 | -9 | 15 | -27 | | |
| URES: | | | | | | | | |
| PENDING JANUARY 1 | 56 | 63 | 71 | 84 | 98 | 97 | 73.2 | -1.0 |
| FILINGS | 98 | 76 | 76 | 62 | 57 | 91 | -7.1 | 59.6 |
| DISPOSITIONS | 91 | 68 | 63 | 48 | 58 | 84 | -7.7 | 44.8 |
| PENDING DECEMBER 31 | 63 | 71 | 84 | 98 | 97 | 104 | 65.1 | 7.2 |
| CASELOAD CHANGE | 7 | 8 | 13 | 14 | -1 | 7 | | |
| CRIMINAL: | | | | | | | | |
| PENDING JANUARY 1 | 162 | 188 | 200 | 318 | 333 | 275 | 69.8 | -17.4 |
| FILINGS | 326 | 313 | 439 | 341 | 268 | 469 | 43.9 | 75.0 |
| DISPOSITIONS | 300 | 301 | 321 | 326 | 326 | 402 | 34.0 | 23.3 |
| PENDING DECEMBER 31 | 188 | 200 | 318 | 333 | 275 | 342 | 81.9 | 24.4 |
| CASELOAD CHANGE | 26 | 12 | 118 | 15 | -58 | 67 | | |
| TOTAL CASELOAD: | | | | | | | | |
| PENDING JANUARY 1 | 481 | 500 | 544 | 670 | 690 | 646 | 34.3 | -6.4 |
| FILINGS | 635 | 588 | 723 | 574 | 497 | 747 | 17.6 | 50.3 |
| DISPOSITIONS | 616 | 544 | 597 | 554 | 541 | 700 | 13.6 | 29.4 |
| PENDING DECEMBER 31 | 500 | 544 | 670 | 690 | 646 | 693 | 38.6 | 7.3 |
| CASELOAD CHANGE | 19 | 44 | 126 | 20 | -44 | 47 | | |

* - Includes cases filed and refiled
- All cases counted by docket number

TABLE SC-2
(con't)

SUPERIOR COURT
CASELOAD SUMMARY

| PENOBSCOT | 1980 | 1981 | 1982 | 1983 | 1984 | 1985 | % CHANGE 1980-1985 | % CHANGE 1984-1985 |
|------------------------|------|------|------|------|------|------|-----------------------|-----------------------|
| CIVIL: | | | | | | | | |
| PENDING JANUARY 1 | 1065 | 1042 | 1091 | 929 | 916 | 899 | -15.6 | -1.9 |
| FILINGS | 718 | 693 | 645 | 606 | 593 | 609 | -15.2 | 2.7 |
| DISPOSITIONS | 741 | 644 | 807 | 619 | 610 | 542 | -26.9 | -11.1 |
| PENDING DECEMBER 31 | 1042 | 1091 | 929 | 916 | 899 | 966 | -7.3 | 7.5 |
| CASELOAD CHANGE | -23 | 49 | -162 | -13 | -17 | 67 | | |
| URES: | | | | | | | | |
| PENDING JANUARY 1 | 212 | 266 | 354 | 367 | 389 | 383 | 80.7 | -1.5 |
| FILINGS | 243 | 243 | 204 | 203 | 167 | 213 | -12.3 | 27.5 |
| DISPOSITIONS | 189 | 155 | 191 | 181 | 173 | 252 | 33.3 | 45.7 |
| PENDING DECEMBER 31 | 266 | 354 | 367 | 389 | 383 | 344 | 29.3 | -10.2 |
| CASELOAD CHANGE | 54 | 88 | 13 | 22 | -6 | -39 | | |
| CRIMINAL: | | | | | | | | |
| PENDING JANUARY 1 | 448 | 431 | 387 | 378 | 409 | 283 | -36.8 | -30.8 |
| FILINGS | 850 | 695 | 758 | 789 | 711 | 851 | .1 | 19.7 |
| DISPOSITIONS | 867 | 739 | 767 | 758 | 837 | 704 | -18.8 | -15.9 |
| PENDING DECEMBER 31 | 431 | 387 | 378 | 409 | 283 | 430 | -.2 | 51.9 |
| CASELOAD CHANGE | -17 | -44 | -9 | 31 | -126 | 147 | | |
| TOTAL CASELOAD: | | | | | | | | |
| PENDING JANUARY 1 | 1725 | 1739 | 1832 | 1674 | 1714 | 1565 | -9.3 | -8.7 |
| FILINGS | 1811 | 1631 | 1607 | 1598 | 1471 | 1673 | -7.6 | 13.7 |
| DISPOSITIONS | 1797 | 1538 | 1765 | 1558 | 1620 | 1498 | -16.6 | -7.5 |
| PENDING DECEMBER 31 | 1739 | 1832 | 1674 | 1714 | 1565 | 1740 | .1 | 11.2 |
| CASELOAD CHANGE | 14 | 93 | -158 | 40 | -149 | 175 | | |

* - Includes cases filed and refiled
- All cases counted by docket number

TABLE SC-2
(con't)

SUPERIOR COURT
CASELOAD SUMMARY

| PISCATAQUIS | 1980 | 1981 | 1982 | 1983 | 1984 | 1985 | % CHANGE 1980-1985 | % CHANGE 1984-1985 |
|------------------------|------|------|------|------|------|------|-----------------------|-----------------------|
| CIVIL: | | | | | | | | |
| PENDING JANUARY 1 | 61 | 64 | 57 | 50 | 71 | 60 | -1.6 | -15.5 |
| FILINGS | 50 | 49 | 41 | 49 | 30 | 35 | -30.0 | 16.7 |
| DISPOSITIONS | 47 | 56 | 48 | 28 | 41 | 40 | -14.9 | -2.4 |
| PENDING DECEMBER 31 | 64 | 57 | 50 | 71 | 60 | 55 | -14.1 | -8.3 |
| CASELOAD CHANGE | 3 | -7 | -7 | 21 | -11 | -5 | | |
| URES: | | | | | | | | |
| PENDING JANUARY 1 | 19 | 43 | 19 | 26 | 31 | 43 | 126.3 | 38.7 |
| FILINGS | 36 | 33 | 31 | 29 | 32 | 30 | -16.7 | -6.2 |
| DISPOSITIONS | 12 | 57 | 24 | 24 | 20 | 15 | 25.0 | -25.0 |
| PENDING DECEMBER 31 | 43 | 19 | 26 | 31 | 43 | 58 | 34.9 | 34.9 |
| CASELOAD CHANGE | 24 | -24 | 7 | 5 | 12 | 15 | | |
| CRIMINAL: | | | | | | | | |
| PENDING JANUARY 1 | 72 | 122 | 94 | 99 | 119 | 135 | 87.5 | 13.4 |
| FILINGS | 135 | 113 | 152 | 133 | 110 | 125 | -7.4 | 13.6 |
| DISPOSITIONS | 85 | 141 | 147 | 113 | 94 | 172 | 102.4 | 83.0 |
| PENDING DECEMBER 31 | 122 | 94 | 99 | 119 | 135 | 88 | -27.9 | -34.8 |
| CASELOAD CHANGE | 50 | -28 | 5 | 20 | 16 | -47 | | |
| TOTAL CASELOAD: | | | | | | | | |
| PENDING JANUARY 1 | 152 | 229 | 170 | 175 | 221 | 238 | 56.6 | 7.7 |
| FILINGS | 221 | 195 | 224 | 211 | 172 | 190 | -14.0 | 10.5 |
| DISPOSITIONS | 144 | 254 | 219 | 165 | 155 | 227 | 57.6 | 46.5 |
| PENDING DECEMBER 31 | 229 | 170 | 175 | 221 | 238 | 201 | -12.2 | -15.5 |
| CASELOAD CHANGE | 77 | -59 | 5 | 46 | 17 | -37 | | |

* - Includes cases filed and refiled
- All cases counted by docket number

TABLE SC-2
(con't)

SUPERIOR COURT
CASELOAD SUMMARY

| SAGADAHOC | 1980 | 1981 | 1982 | 1983 | 1984 | 1985 | % CHANGE 1980-1985 | % CHANGE 1984-1985 |
|------------------------|------|------|------|------|------|------|-----------------------|-----------------------|
| CIVIL: | | | | | | | | |
| PENDING JANUARY 1 | 201 | 200 | 204 | 190 | 199 | 231 | 14.9 | 16.1 |
| FILINGS | 135 | 137 | 111 | 139 | 141 | 144 | 6.7 | 2.1 |
| DISPOSITIONS | 136 | 133 | 125 | 130 | 109 | 131 | -3.7 | 20.2 |
| PENDING DECEMBER 31 | 200 | 204 | 190 | 199 | 231 | 244 | 22.0 | 5.6 |
| CASELOAD CHANGE | -1 | 4 | -14 | 9 | 32 | 13 | | |
| URESÁ: | | | | | | | | |
| PENDING JANUARY 1 | 40 | 65 | 72 | 71 | 92 | 56 | 40.0 | -39.1 |
| FILINGS | 62 | 55 | 40 | 56 | 36 | 39 | -37.1 | 8.3 |
| DISPOSITIONS | 37 | 48 | 41 | 35 | 72 | 36 | -2.7 | -50.0 |
| PENDING DECEMBER 31 | 65 | 72 | 71 | 92 | 56 | 59 | -9.2 | 5.4 |
| CASELOAD CHANGE | 25 | 7 | -1 | 21 | -36 | 3 | | |
| CRIMINAL: | | | | | | | | |
| PENDING JANUARY 1 | 60 | 122 | 106 | 157 | 259 | 189 | 215.0 | -27.0 |
| FILINGS | 304 | 251 | 254 | 295 | 296 | 383 | 26.0 | 29.4 |
| DISPOSITIONS | 242 | 267 | 203 | 193 | 366 | 345 | 42.6 | -5.7 |
| PENDING DECEMBER 31 | 122 | 106 | 157 | 259 | 189 | 227 | 86.1 | 20.1 |
| CASELOAD CHANGE | 62 | -16 | 51 | 102 | -70 | 38 | | |
| TOTAL CASELOAD: | | | | | | | | |
| PENDING JANUARY 1 | 301 | 387 | 382 | 418 | 550 | 476 | 58.1 | -13.5 |
| FILINGS | 501 | 443 | 405 | 490 | 473 | 566 | 13.0 | 19.7 |
| DISPOSITIONS | 415 | 448 | 369 | 358 | 547 | 512 | 23.4 | -6.4 |
| PENDING DECEMBER 31 | 387 | 382 | 418 | 550 | 476 | 530 | 37.0 | 11.3 |
| CASELOAD CHANGE | 86 | -5 | 36 | 132 | -74 | 54 | | |

* - Includes cases filed and refiled
- All cases counted by docket number

SUPERIOR COURT
CASELOAD SUMMARY

| SOMERSET | 1980 | 1981 | 1982 | 1983 | 1984 | 1985 | % CHANGE 1980-1985 | % CHANGE 1984-1985 |
|------------------------|------|------|------|------|------|------|-----------------------|-----------------------|
| CIVIL: | | | | | | | | |
| PENDING JANUARY 1 | 323 | 325 | 349 | 345 | 307 | 320 | - .9 | 4.2 |
| FILINGS | 271 | 316 | 291 | 247 | 243 | 233 | -14.0 | -4.1 |
| DISPOSITIONS | 269 | 292 | 295 | 285 | 230 | 253 | -5.9 | 10.0 |
| PENDING DECEMBER 31 | 325 | 349 | 345 | 307 | 320 | 300 | -7.7 | -6.3 |
| CASELOAD CHANGE | 2 | 24 | -4 | -38 | 13 | -20 | | |
| URES: | | | | | | | | |
| PENDING JANUARY 1 | 38 | 48 | 42 | 57 | 58 | 45 | 18.4 | -22.4 |
| FILINGS | 104 | 68 | 93 | 82 | 64 | 106 | 1.9 | 65.6 |
| DISPOSITIONS | 94 | 74 | 78 | 81 | 77 | 60 | -36.2 | -22.1 |
| PENDING DECEMBER 31 | 48 | 42 | 57 | 58 | 45 | 91 | 89.6 | 102.2 |
| CASELOAD CHANGE | 10 | -6 | 15 | 1 | -13 | 46 | | |
| CRIMINAL: | | | | | | | | |
| PENDING JANUARY 1 | 349 | 292 | 337 | 395 | 348 | 407 | 16.6 | 17.0 |
| FILINGS | 975 | 1017 | 767 | 815 | 804 | 827 | -15.2 | 2.9 |
| DISPOSITIONS | 1032 | 972 | 709 | 862 | 745 | 763 | -26.1 | 2.4 |
| PENDING DECEMBER 31 | 292 | 337 | 395 | 348 | 407 | 471 | 61.3 | 15.7 |
| CASELOAD CHANGE | -57 | 45 | 58 | -47 | 59 | 64 | | |
| TOTAL CASELOAD: | | | | | | | | |
| PENDING JANUARY 1 | 710 | 665 | 728 | 797 | 713 | 772 | 8.7 | 8.3 |
| FILINGS | 1350 | 1401 | 1151 | 1144 | 1111 | 1166 | -13.6 | 5.0 |
| DISPOSITIONS | 1395 | 1338 | 1082 | 1228 | 1052 | 1076 | -22.9 | 2.3 |
| PENDING DECEMBER 31 | 665 | 728 | 797 | 713 | 772 | 862 | 29.6 | 11.7 |
| CASELOAD CHANGE | -45 | 63 | 69 | -84 | 59 | 90 | | |

* - Includes cases filed and refiled
 - All cases counted by docket number

TABLE SC-2
(con't)

**SUPERIOR COURT
CASELOAD SUMMARY**

| WALDO | 1980 | 1981 | 1982 | 1983 | 1984 | 1985 | % CHANGE 1980-1985 | % CHANGE 1984-1985 |
|------------------------|------|------|------|------|------|------|-----------------------|-----------------------|
| CIVIL: | | | | | | | | |
| PENDING JANUARY 1 | 215 | 207 | 183 | 144 | 117 | 142 | -34.0 | 21.4 |
| FILINGS | 130 | 117 | 96 | 85 | 108 | 99 | -23.8 | -8.3 |
| DISPOSITIONS | 138 | 141 | 135 | 112 | 83 | 95 | -31.2 | 14.5 |
| PENDING DECEMBER 31 | 207 | 183 | 144 | 117 | 142 | 146 | -29.5 | 2.8 |
| CASELOAD CHANGE | -8 | -24 | -39 | -27 | 25 | 4 | | |
| URES: | | | | | | | | |
| PENDING JANUARY 1 | 16 | 43 | 41 | 37 | 41 | 35 | 118.8 | -14.6 |
| FILINGS | 59 | 51 | 36 | 51 | 45 | 43 | -27.1 | -4.4 |
| DISPOSITIONS | 32 | 53 | 40 | 47 | 51 | 37 | 15.6 | -27.5 |
| PENDING DECEMBER 31 | 43 | 41 | 37 | 41 | 35 | 41 | -4.7 | 17.1 |
| CASELOAD CHANGE | 27 | -2 | -4 | 4 | -6 | 6 | | |
| CRIMINAL: | | | | | | | | |
| PENDING JANUARY 1 | 168 | 113 | 127 | 176 | 230 | 166 | -1.2 | -27.8 |
| FILINGS | 137 | 219 | 235 | 268 | 245 | 247 | 80.3 | .8 |
| DISPOSITIONS | 192 | 205 | 186 | 214 | 309 | 193 | .5 | -37.5 |
| PENDING DECEMBER 31 | 113 | 127 | 176 | 230 | 166 | 220 | 94.7 | 32.5 |
| CASELOAD CHANGE | -55 | 14 | 49 | 54 | -64 | 54 | | |
| TOTAL CASELOAD: | | | | | | | | |
| PENDING JANUARY 1 | 399 | 363 | 351 | 357 | 388 | 343 | -14.0 | -11.6 |
| FILINGS | 326 | 387 | 367 | 404 | 398 | 389 | 19.3 | -2.3 |
| DISPOSITIONS | 362 | 399 | 361 | 373 | 443 | 325 | -10.2 | -26.6 |
| PENDING DECEMBER 31 | 363 | 351 | 357 | 388 | 343 | 407 | 12.1 | 18.7 |
| CASELOAD CHANGE | -36 | -12 | 6 | 31 | -45 | 64 | | |

* - Includes cases filed and refiled
 - All cases counted by docket number

TABLE SC-2
(con't)

SUPERIOR COURT
CASELOAD SUMMARY

| WASHINGTON | 1980 | 1981 | 1982 | 1983 | 1984 | 1985 | % CHANGE 1980-1985 | % CHANGE 1984-1985 |
|------------------------|------|------|------|------|------|------|-----------------------|-----------------------|
| CIVIL: | | | | | | | | |
| PENDING JANUARY 1 | 260 | 265 | 216 | 211 | 216 | 224 | -13.8 | 3.7 |
| FILINGS | 178 | 167 | 122 | 121 | 133 | 114 | -36.0 | -14.3 |
| DISPOSITIONS | 173 | 216 | 127 | 116 | 125 | 160 | -7.5 | 28.0 |
| PENDING DECEMBER 31 | 265 | 216 | 211 | 216 | 224 | 178 | -32.8 | -20.5 |
| CASELOAD CHANGE | 5 | -49 | -5 | 5 | 8 | -46 | | |
| URES: | | | | | | | | |
| PENDING JANUARY 1 | 35 | 60 | 71 | 66 | 61 | 54 | 54.3 | -11.5 |
| FILINGS | 70 | 75 | 59 | 74 | 62 | 73 | 4.3 | 17.7 |
| DISPOSITIONS | 45 | 64 | 64 | 79 | 69 | 58 | 28.9 | -15.9 |
| PENDING DECEMBER 31 | 60 | 71 | 66 | 61 | 54 | 69 | 15.0 | 27.8 |
| CASELOAD CHANGE | 25 | 11 | -5 | -5 | -7 | 15 | | |
| CRIMINAL: | | | | | | | | |
| PENDING JANUARY 1 | 186 | 119 | 154 | 197 | 209 | 225 | 21.0 | 7.7 |
| FILINGS | 183 | 232 | 190 | 321 | 281 | 273 | 49.2 | -2.8 |
| DISPOSITIONS | 250 | 197 | 147 | 309 | 265 | 274 | 9.6 | 3.4 |
| PENDING DECEMBER 31 | 119 | 154 | 197 | 209 | 225 | 224 | 88.2 | -4 |
| CASELOAD CHANGE | -67 | 35 | 43 | 12 | 16 | -1 | | |
| TOTAL CASELOAD: | | | | | | | | |
| PENDING JANUARY 1 | 481 | 444 | 441 | 474 | 486 | 503 | 4.6 | 3.5 |
| FILINGS | 431 | 474 | 371 | 516 | 476 | 460 | 6.7 | -3.4 |
| DISPOSITIONS | 468 | 477 | 338 | 504 | 459 | 492 | 5.1 | 7.2 |
| PENDING DECEMBER 31 | 444 | 441 | 474 | 486 | 503 | 471 | 6.1 | -6.4 |
| CASELOAD CHANGE | -37 | -3 | 33 | 12 | 17 | -32 | | |

* - Includes cases filed and refiled
- All cases counted by docket number

TABLE SC-2
(con't)

SUPERIOR COURT
CASELOAD SUMMARY

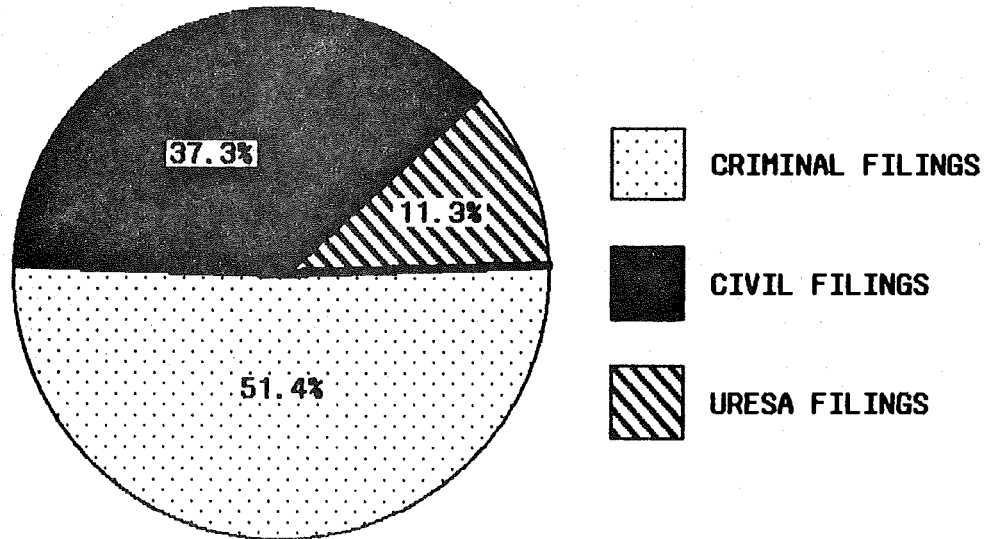
| YORK | 1980 | 1981 | 1982 | 1983 | 1984 | 1985 | % CHANGE 1980-1985 | % CHANGE 1984-1985 |
|------------------------|------|------|------|------|------|------|-----------------------|-----------------------|
| CIVIL: | | | | | | | | |
| PENDING JANUARY 1 | 941 | 978 | 1089 | 1173 | 1150 | 1072 | 13.9 | -6.8 |
| FILINGS | 780 | 810 | 791 | 754 | 669 | 697 | -10.6 | 4.2 |
| DISPOSITIONS | 743 | 699 | 707 | 777 | 747 | 673 | -9.4 | -9.9 |
| PENDING DECEMBER 31 | 978 | 1089 | 1173 | 1150 | 1072 | 1096 | 12.1 | 2.2 |
| CASELOAD CHANGE | 37 | 111 | 84 | -23 | -78 | 24 | | |
| URES: | | | | | | | | |
| PENDING JANUARY 1 | 109 | 174 | 224 | 241 | 272 | 191 | 75.2 | -29.8 |
| FILINGS | 285 | 255 | 195 | 180 | 162 | 212 | -25.6 | 30.9 |
| DISPOSITIONS | 220 | 205 | 178 | 149 | 243 | 111 | -49.5 | -54.3 |
| PENDING DECEMBER 31 | 174 | 224 | 241 | 272 | 191 | 292 | 67.8 | 52.9 |
| CASELOAD CHANGE | 65 | 50 | 17 | 31 | -81 | 101 | | |
| CRIMINAL: | | | | | | | | |
| PENDING JANUARY 1 | 545 | 504 | 638 | 747 | 639 | 499 | -8.4 | -21.9 |
| FILINGS | 1126 | 1186 | 1072 | 940 | 817 | 1251 | 11.1 | 53.1 |
| DISPOSITIONS | 1167 | 1052 | 963 | 1048 | 957 | 939 | -19.5 | -1.9 |
| PENDING DECEMBER 31 | 504 | 638 | 747 | 639 | 499 | 811 | 60.9 | 62.5 |
| CASELOAD CHANGE | -41 | 134 | 109 | -108 | -140 | 312 | | |
| TOTAL CASELOAD: | | | | | | | | |
| PENDING JANUARY 1 | 1595 | 1656 | 1951 | 2161 | 2061 | 1762 | 10.5 | -14.5 |
| FILINGS | 2191 | 2251 | 2058 | 1874 | 1648 | 2160 | -1.4 | 31.1 |
| DISPOSITIONS | 2130 | 1956 | 1848 | 1974 | 1947 | 1723 | -19.1 | -11.5 |
| PENDING DECEMBER 31 | 1656 | 1951 | 2161 | 2061 | 1762 | 2199 | 32.8 | 24.8 |
| CASELOAD CHANGE | 61 | 295 | 210 | -100 | -299 | 437 | | |

* - Includes cases filed and refiled
- All cases counted by docket number

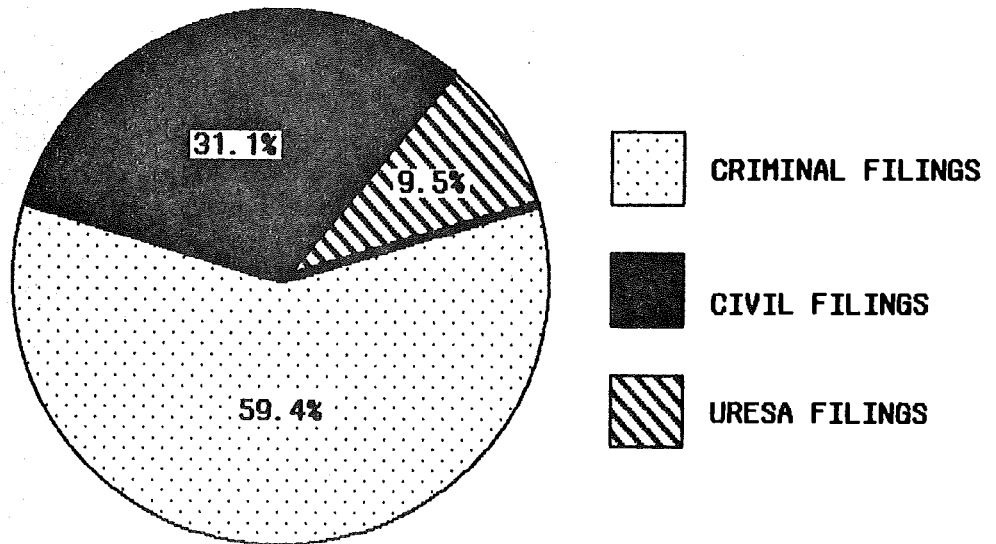
**SUPERIOR COURT
CIVIL, URESA, CRIMINAL
PERCENT OF TOTAL CASELOAD**

GRAPH SC-3

1980



1985

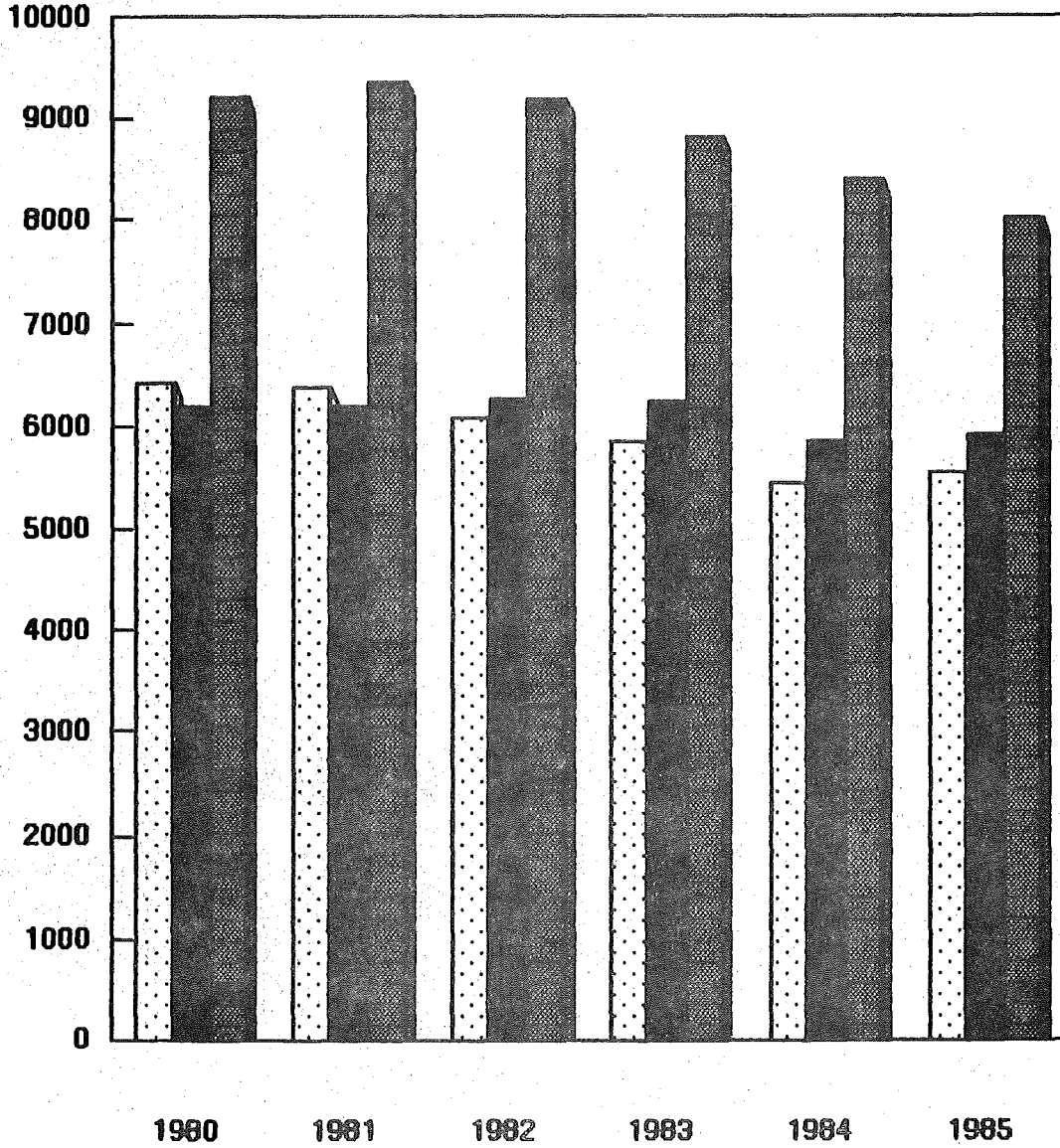


SUPERIOR COURT


CIVIL CASELOAD

SUPERIOR COURT CIVIL CASELOAD

NUMBER OF CASES



FILINGS



DISPOSITIONS



PENDING AS OF
DECEMBER 31ST



TABLE SC-5

SUPERIOR COURT
CIVIL FILINGS SUMMARY*

| <u>COURT LOCATION</u> | <u>1980</u> | <u>1981</u> | <u>1982</u> | <u>1983</u> | <u>1984</u> | <u>1985</u> | <u>% CHANGE 1980-1985</u> | <u>% CHANGE 1984-1985</u> |
|---------------------------|-------------|-------------|-------------|-------------|-------------|-------------|-------------------------------|-------------------------------|
| ANDROSCOGGIN | 630 | 623 | 596 | 599 | 545 | 544 | -13.7 | -.2 |
| AROOSTOOK | 360 | 312 | 361 | 378 | 308 | 322 | -10.6 | 4.5 |
| CUMBERLAND | 1,577 | 1,607 | 1,532 | 1,418 | 1,335 | 1,360 | -13.8 | 1.9 |
| FRANKLIN | 157 | 169 | 135 | 129 | 107 | 87 | -44.6 | -18.7 |
| HANCOCK | 225 | 211 | 213 | 202 | 195 | 191 | -15.1 | -2.1 |
| KENNEBEC | 697 | 631 | 626 | 609 | 590 | 620 | -11.0 | 5.1 |
| KNOX | 190 | 194 | 164 | 158 | 147 | 152 | -20.0 | 3.4 |
| LINCOLN | 136 | 135 | 152 | 169 | 125 | 119 | -12.5 | -4.8 |
| OXFORD | 211 | 199 | 208 | 171 | 172 | 187 | -11.4 | 8.7 |
| PENOBSCOT | 718 | 693 | 645 | 606 | 593 | 609 | -15.2 | 2.7 |
| PISCATAQUIS | 50 | 49 | 41 | 49 | 30 | 35 | -30.0 | 16.7 |
| SAGadahoc | 135 | 137 | 111 | 139 | 141 | 144 | 6.7 | 2.1 |
| SOMERSET | 271 | 316 | 291 | 247 | 243 | 233 | -14.0 | -4.1 |
| WALDO | 130 | 117 | 96 | 85 | 108 | 99 | -23.8 | -8.3 |
| WASHINGTON | 178 | 167 | 122 | 121 | 133 | 114 | -36.0 | -14.3 |
| YORK | 780 | 810 | 791 | 754 | 669 | 697 | -10.6 | 4.2 |
| STATE TOTAL | 6,445 | 6,370 | 6,084 | 5,834 | 5,441 | 5,513 | -14.5 | 1.3 |

* Includes cases filed and refiled

TABLE SC-6

**SUPERIOR COURT
CIVIL DISPOSITIONS SUMMARY***

| COURT LOCATION | 1980 | 1981 | 1982 | 1983 | 1984 | 1985 | % CHANGE 1980-1985 | % CHANGE 1984-1985 |
|-------------------|-------|-------|-------|-------|-------|-------|-----------------------|-----------------------|
| ANDROSCOGGIN | 594 | 607 | 612 | 563 | 591 | 672 | 13.1 | 13.7 |
| AROOSTOOK | 330 | 363 | 323 | 376 | 389 | 341 | 3.3 | -12.3 |
| CUMBERLAND | 1,376 | 1,445 | 1,458 | 1,633 | 1,522 | 1,524 | 10.8 | .1 |
| FRANKLIN | 112 | 154 | 163 | 158 | 102 | 124 | 10.7 | 21.6 |
| HANCOCK | 233 | 210 | 199 | 230 | 212 | 183 | -21.5 | -13.7 |
| KENNEBEC | 778 | 737 | 705 | 675 | 647 | 663 | -14.8 | 2.5 |
| KNOX | 194 | 226 | 201 | 175 | 163 | 163 | -16.0 | 0.0 |
| LINCOLN | 120 | 103 | 144 | 167 | 128 | 121 | .8 | -5.5 |
| OXFORD | 225 | 175 | 213 | 180 | 157 | 214 | -4.9 | 36.3 |
| PENOBSCOT | 741 | 644 | 807 | 619 | 610 | 542 | -26.9 | -11.1 |
| PISCATAQUIS | 47 | 56 | 48 | 28 | 41 | 40 | -14.9 | -2.4 |
| SAGadahoc | 136 | 133 | 125 | 130 | 109 | 131 | -3.7 | 20.2 |
| SOMERSET | 269 | 292 | 295 | 285 | 230 | 253 | -5.9 | 10.0 |
| WALDO | 138 | 141 | 135 | 112 | 83 | 95 | -31.2 | 14.5 |
| WASHINGTON | 173 | 216 | 127 | 116 | 125 | 160 | -7.5 | 28.0 |
| YORK | 743 | 699 | 707 | 777 | 747 | 673 | -9.4 | -9.9 |
| STATE TOTAL | 6,209 | 6,201 | 6,262 | 6,224 | 5,856 | 5,899 | -5.0 | .7 |

* Includes the disposition of cases filed and refiled

TABLE SC-7

**SUPERIOR COURT
CIVIL PENDING CASELOAD SUMMARY***

| COURT LOCATION | 1980 | 1981 | 1982 | 1983 | 1984 | 1985 | % CHANGE 1980-1985 | % CHANGE 1984-1985 |
|-------------------|-------|-------|-------|-------|-------|-------|-----------------------|-----------------------|
| ANDROSCOGGIN | 976 | 992 | 976 | 1,012 | 966 | 838 | -14.1 | -13.3 |
| AROOSTOOK | 558 | 507 | 545 | 547 | 466 | 447 | -19.9 | -4.1 |
| CUMBERLAND | 2,251 | 2,413 | 2,487 | 2,272 | 2,085 | 1,921 | -14.7 | -7.9 |
| FRANKLIN | 210 | 225 | 197 | 168 | 173 | 136 | -35.2 | -21.4 |
| HANCOCK | 351 | 352 | 366 | 338 | 321 | 329 | -6.3 | 2.5 |
| KENNEBEC | 1,081 | 975 | 896 | 830 | 773 | 730 | -32.5 | -5.6 |
| KNOX | 290 | 258 | 221 | 204 | 188 | 177 | -39.0 | -5.9 |
| LINCOLN | 153 | 185 | 193 | 195 | 192 | 190 | 24.2 | -1.0 |
| OXFORD | 249 | 273 | 268 | 259 | 274 | 247 | - .8 | -9.9 |
| PENOBSCOT | 1,042 | 1,091 | 929 | 916 | 899 | 966 | -7.3 | 7.5 |
| PISCATAQUIS | 64 | 57 | 50 | 71 | 60 | 55 | -14.1 | -8.3 |
| SAGADAHOC | 200 | 204 | 190 | 199 | 231 | 244 | 22.0 | 5.6 |
| SOMERSET | 325 | 349 | 345 | 307 | 320 | 300 | -7.7 | -6.3 |
| WALDO | 207 | 183 | 144 | 117 | 142 | 146 | -29.5 | 2.8 |
| WASHINGTON | 265 | 216 | 211 | 216 | 224 | 178 | -32.8 | -20.5 |
| YORK | 978 | 1,089 | 1,173 | 1,150 | 1,072 | 1,096 | 12.1 | 2.2 |
| STATE TOTAL | 9,200 | 9,369 | 9,191 | 8,801 | 8,386 | 8,000 | -13.0 | -4.6 |

* Includes cases filed and refiled

SUPERIOR COURT
CIVIL FILINGS AND DISPOSITIONS
BY TYPE OF CASE*

| STATE TOTAL | FILINGS | | | | | | DISPOSITIONS | | | | | |
|---------------------------|---------|-------|-------|-------|-------|-------|--------------|-------|-------|-------|-------|-------|
| | 1980 | 1981 | 1982 | 1983 | 1984 | 1985 | 1980 | 1981 | 1982 | 1983 | 1984 | 1985 |
| DAMAGES | 1,091 | 875 | 937 | 1,057 | 905 | 807 | 959 | 924 | 874 | 967 | 910 | 1,002 |
| PERSONAL INJURY | 984 | 1,054 | 1,097 | 1,198 | 1,181 | 1,265 | 875 | 926 | 1,049 | 1,068 | 1,078 | 1,310 |
| CONTRACT | 1,349 | 1,460 | 1,500 | 1,221 | 1,103 | 1,154 | 1,328 | 1,373 | 1,501 | 1,382 | 1,331 | 1,179 |
| DIVORCE | 481 | 539 | 451 | 406 | 361 | 344 | 475 | 525 | 486 | 427 | 394 | 338 |
| TRAFFIC INFRACTION APPEAL | 30 | 43 | 41 | 25 | 35 | 19 | 34 | 34 | 41 | 30 | 32 | 35 |
| HABEAS CORPUS | 51 | 23 | 12 | 8 | 11 | 7 | 72 | 46 | 24 | 6 | 10 | 3 |
| APPEALS FROM DIST. COURT | 183 | 279 | 226 | 275 | 228 | 201 | 213 | 256 | 245 | 252 | 243 | 217 |
| OTHER | 2,276 | 2,097 | 1,820 | 1,644 | 1,617 | 1,716 | 2,253 | 2,117 | 2,042 | 2,092 | 1,858 | 1,815 |
| TOTAL | 6,445 | 6,370 | 6,084 | 5,834 | 5,441 | 5,513 | 6,209 | 6,201 | 6,262 | 6,224 | 5,856 | 5,899 |

PERCENTAGE OF CIVIL FILINGS
BY TYPE OF CASE*

| | 1980 | 1981 | 1982 | 1983 | 1984 | 1985 |
|---------------------------|-------|-------|-------|-------|-------|-------|
| DAMAGES | 16.9 | 13.7 | 15.4 | 18.1 | 16.6 | 14.6 |
| PERSONAL INJURY | 15.3 | 16.5 | 18.0 | 20.5 | 21.7 | 22.9 |
| CONTRACT | 20.9 | 22.9 | 24.7 | 20.9 | 20.3 | 20.9 |
| DIVORCE | 7.5 | 8.5 | 7.4 | 7.0 | 6.6 | 6.2 |
| TRAFFIC INFRACTION APPEAL | .5 | .7 | .7 | .4 | .6 | .3 |
| HABEAS CORPUS | .8 | .4 | .2 | .1 | .2 | .1 |
| APPEALS FROM DIST. COURT | 2.8 | 4.4 | 3.7 | 4.7 | 4.2 | 3.6 |
| OTHER | 35.3 | 32.9 | 29.9 | 28.2 | 29.7 | 31.1 |
| TOTAL | 100.0 | 100.0 | 100.0 | 100.0 | 100.0 | 100.0 |

- * - Includes cases filed and refiled
 - Types of cases are defined on page 97 of this report
 - Percentages may not total 100.0 due to rounding

TABLE SC-B
(con't)

**SUPERIOR COURT
CIVIL FILINGS AND DISPOSITIONS
BY TYPE OF CASE***

| COURT | FILINGS | | | | | | DISPOSITIONS | | | | | |
|---------------------------|---------|-------|-------|-------|-------|-------|--------------|-------|-------|-------|-------|-------|
| | 1980 | 1981 | 1982 | 1983 | 1984 | 1985 | 1980 | 1981 | 1982 | 1983 | 1984 | 1985 |
| ANDROSCOGGIN | | | | | | | | | | | | |
| DAMAGES | 122 | 80 | 96 | 82 | 86 | 63 | 144 | 98 | 91 | 88 | 90 | 101 |
| PERSONAL INJURY | 156 | 131 | 160 | 165 | 186 | 201 | 117 | 128 | 162 | 129 | 149 | 205 |
| CONTRACT | 114 | 156 | 119 | 115 | 92 | 93 | 119 | 141 | 129 | 125 | 104 | 124 |
| DIVORCE | 31 | 26 | 25 | 22 | 29 | 17 | 30 | 31 | 28 | 17 | 35 | 21 |
| TRAFFIC INFRACTION APPEAL | 1 | 0 | 1 | 0 | 1 | 1 | 2 | 0 | 1 | 0 | 2 | 0 |
| HABEAS CORPUS | 2 | 0 | 0 | 2 | 0 | 0 | 4 | 1 | 0 | 1 | 1 | 0 |
| APPEALS FROM DIST. COURT | 11 | 15 | 7 | 20 | 20 | 23 | 9 | 16 | 12 | 16 | 17 | 21 |
| OTHER | 193 | 215 | 188 | 193 | 131 | 146 | 169 | 192 | 189 | 187 | 193 | 200 |
| TOTAL | 630 | 623 | 596 | 599 | 545 | 544 | 594 | 607 | 612 | 563 | 591 | 672 |
| AROOSTOOK | | | | | | | | | | | | |
| DAMAGES | 80 | 93 | 115 | 115 | 96 | 88 | 67 | 79 | 91 | 110 | 103 | 111 |
| PERSONAL INJURY | 101 | 81 | 84 | 91 | 90 | 99 | 64 | 85 | 77 | 94 | 97 | 91 |
| CONTRACT | 32 | 46 | 106 | 111 | 61 | 63 | 42 | 52 | 64 | 80 | 108 | 81 |
| DIVORCE | 7 | 12 | 10 | 11 | 14 | 21 | 14 | 14 | 10 | 8 | 13 | 14 |
| TRAFFIC INFRACTION APPEAL | 0 | 1 | 0 | 0 | 0 | 0 | 0 | 0 | 1 | 0 | 0 | 0 |
| HABEAS CORPUS | 1 | 1 | 0 | 0 | 3 | 1 | 5 | 3 | 0 | 0 | 1 | 0 |
| APPEALS FROM DIST. COURT | 5 | 2 | 10 | 10 | 12 | 16 | 12 | 7 | 7 | 15 | 10 | 11 |
| OTHER | 134 | 76 | 36 | 40 | 32 | 34 | 126 | 123 | 73 | 69 | 57 | 33 |
| TOTAL | 360 | 312 | 361 | 378 | 308 | 322 | 330 | 363 | 323 | 376 | 389 | 341 |
| CUMBERLAND | | | | | | | | | | | | |
| DAMAGES | 401 | 235 | 268 | 316 | 348 | 286 | 252 | 258 | 242 | 297 | 284 | 339 |
| PERSONAL INJURY | 147 | 219 | 220 | 217 | 194 | 263 | 164 | 176 | 199 | 216 | 204 | 277 |
| CONTRACT | 381 | 377 | 376 | 254 | 216 | 271 | 326 | 357 | 341 | 333 | 326 | 293 |
| DIVORCE | 177 | 175 | 151 | 169 | 128 | 123 | 121 | 151 | 145 | 174 | 167 | 147 |
| TRAFFIC INFRACTION APPEAL | 9 | 11 | 12 | 9 | 9 | 9 | 8 | 9 | 6 | 17 | 9 | 13 |
| HABEAS CORPUS | 10 | 6 | 1 | 1 | 2 | 1 | 13 | 8 | 4 | 2 | 0 | 0 |
| APPEALS FROM DIST. COURT | 23 | 64 | 53 | 73 | 55 | 32 | 35 | 62 | 46 | 54 | 66 | 42 |
| OTHER | 429 | 520 | 451 | 379 | 383 | 375 | 457 | 424 | 475 | 540 | 466 | 413 |
| TOTAL | 1,577 | 1,607 | 1,532 | 1,418 | 1,335 | 1,360 | 1,376 | 1,445 | 1,458 | 1,633 | 1,522 | 1,524 |
| FRANKLIN | | | | | | | | | | | | |
| DAMAGES | 15 | 15 | 4 | 14 | 11 | 7 | 13 | 22 | 10 | 17 | 9 | 11 |
| PERSONAL INJURY | 20 | 19 | 22 | 22 | 20 | 17 | 11 | 14 | 21 | 20 | 20 | 21 |
| CONTRACT | 45 | 51 | 28 | 21 | 31 | 18 | 25 | 51 | 46 | 29 | 31 | 25 |
| DIVORCE | 26 | 44 | 29 | 18 | 16 | 10 | 26 | 30 | 46 | 18 | 10 | 22 |
| TRAFFIC INFRACTION APPEAL | 1 | 2 | 1 | 2 | 1 | 0 | 0 | 3 | 1 | 0 | 1 | 2 |
| HABEAS CORPUS | 0 | 0 | 0 | 1 | 0 | 0 | 0 | 0 | 0 | 0 | 1 | 0 |
| APPEALS FROM DIST. COURT | 13 | 1 | 6 | 13 | 8 | 1 | 4 | 9 | 5 | 15 | 4 | 7 |
| OTHER | 37 | 37 | 45 | 38 | 20 | 34 | 33 | 25 | 34 | 59 | 26 | 36 |
| TOTAL | 157 | 169 | 135 | 129 | 107 | 87 | 112 | 154 | 163 | 158 | 102 | 124 |

* - Includes cases filed and refiled

- Types of cases are defined on page 97 of this report

TABLE SC-B
(con't)

**SUPERIOR COURT
CIVIL FILINGS AND DISPOSITIONS
BY TYPE OF CASE***

| COURT | FILINGS | | | | | | DISPOSITIONS | | | | | |
|---------------------------|------------|------------|------------|------------|------------|------------|--------------|------------|------------|------------|------------|------------|
| | 1980 | 1981 | 1982 | 1983 | 1984 | 1985 | 1980 | 1981 | 1982 | 1983 | 1984 | 1985 |
| HANCOCK | | | | | | | | | | | | |
| DAMAGES | 37 | 46 | 16 | 37 | 21 | 19 | 23 | 32 | 31 | 27 | 28 | 23 |
| PERSONAL INJURY | 31 | 29 | 38 | 34 | 43 | 53 | 32 | 22 | 25 | 38 | 35 | 50 |
| CONTRACT | 47 | 43 | 71 | 49 | 47 | 35 | 54 | 54 | 49 | 57 | 61 | 29 |
| DIVORCE | 13 | 26 | 18 | 17 | 14 | 10 | 19 | 20 | 25 | 14 | 18 | 10 |
| TRAFFIC INFRACTION APPEAL | 1 | 1 | 0 | 0 | 2 | 2 | 2 | 0 | 0 | 1 | 0 | 3 |
| HABEAS CORPUS | 2 | 1 | 0 | 0 | 0 | 0 | 4 | 2 | 0 | 1 | 0 | 0 |
| APPEALS FROM DIST. COURT | 8 | 13 | 3 | 6 | 1 | 7 | 9 | 9 | 5 | 7 | 4 | 4 |
| OTHER | 86 | 52 | 67 | 59 | 67 | 65 | 90 | 71 | 64 | 85 | 66 | 64 |
| TOTAL | 225 | 211 | 213 | 202 | 195 | 191 | 233 | 210 | 199 | 230 | 212 | 183 |
| KENNEBEC | | | | | | | | | | | | |
| DAMAGES | 52 | 46 | 52 | 65 | 46 | 82 | 108 | 74 | 58 | 59 | 42 | 76 |
| PERSONAL INJURY | 79 | 72 | 56 | 94 | 78 | 85 | 94 | 93 | 87 | 86 | 86 | 80 |
| CONTRACT | 128 | 122 | 118 | 66 | 69 | 72 | 159 | 152 | 126 | 121 | 95 | 84 |
| DIVORCE | 21 | 24 | 23 | 22 | 14 | 15 | 25 | 23 | 19 | 30 | 17 | 11 |
| TRAFFIC INFRACTION APPEAL | 4 | 0 | 0 | 1 | 5 | 1 | 1 | 4 | 0 | 0 | 4 | 2 |
| HABEAS CORPUS | 5 | 1 | 0 | 0 | 0 | 0 | 3 | 11 | 2 | 0 | 0 | 0 |
| APPEALS FROM DIST. COURT | 7 | 25 | 36 | 25 | 22 | 19 | 25 | 14 | 40 | 21 | 29 | 20 |
| OTHER | 401 | 341 | 341 | 336 | 356 | 346 | 363 | 366 | 373 | 358 | 374 | 390 |
| TOTAL | 697 | 631 | 626 | 609 | 590 | 620 | 778 | 737 | 705 | 675 | 647 | 663 |
| KNOX | | | | | | | | | | | | |
| DAMAGES | 40 | 45 | 30 | 38 | 25 | 24 | 33 | 38 | 37 | 37 | 33 | 41 |
| PERSONAL INJURY | 30 | 22 | 31 | 26 | 27 | 31 | 30 | 39 | 30 | 22 | 25 | 29 |
| CONTRACT | 55 | 44 | 35 | 23 | 33 | 28 | 53 | 57 | 52 | 35 | 42 | 27 |
| DIVORCE | 6 | 8 | 6 | 13 | 8 | 8 | 10 | 6 | 10 | 9 | 9 | 8 |
| TRAFFIC INFRACTION APPEAL | 0 | 5 | 2 | 2 | 1 | 0 | 3 | 4 | 3 | 2 | 1 | 0 |
| HABEAS CORPUS | 5 | 3 | 3 | 1 | 0 | 2 | 7 | 6 | 5 | 0 | 1 | 0 |
| APPEALS FROM DIST. COURT | 8 | 11 | 8 | 16 | 11 | 9 | 13 | 11 | 9 | 9 | 14 | 11 |
| OTHER | 46 | 56 | 49 | 39 | 42 | 50 | 45 | 65 | 55 | 61 | 38 | 47 |
| TOTAL | 190 | 194 | 164 | 158 | 147 | 152 | 194 | 226 | 201 | 175 | 163 | 163 |
| LINCOLN | | | | | | | | | | | | |
| DAMAGES | 34 | 27 | 24 | 42 | 14 | 12 | 18 | 24 | 22 | 37 | 32 | 13 |
| PERSONAL INJURY | 19 | 19 | 24 | 26 | 30 | 30 | 19 | 14 | 16 | 23 | 16 | 36 |
| CONTRACT | 21 | 24 | 25 | 44 | 40 | 25 | 20 | 17 | 21 | 35 | 39 | 24 |
| DIVORCE | 7 | 4 | 4 | 3 | 7 | 7 | 8 | 6 | 6 | 4 | 3 | 5 |
| TRAFFIC INFRACTION APPEAL | 0 | 2 | 3 | 2 | 1 | 0 | 1 | 0 | 3 | 2 | 0 | 3 |
| HABEAS CORPUS | 2 | 0 | 0 | 0 | 0 | 0 | 2 | 1 | 0 | 0 | 0 | 0 |
| APPEALS FROM DIST. COURT | 5 | 11 | 11 | 6 | 2 | 4 | 7 | 5 | 10 | 11 | 2 | 3 |
| OTHER | 48 | 48 | 61 | 46 | 31 | 41 | 45 | 36 | 66 | 55 | 36 | 37 |
| TOTAL | 136 | 135 | 152 | 169 | 125 | 119 | 120 | 103 | 144 | 167 | 128 | 121 |

* - Includes cases filed and refiled
 - Types of cases are defined on page 97 of this report

TABLE SC-8
(con't)

SUPERIOR COURT
CIVIL FILINGS AND DISPOSITIONS
BY TYPE OF CASE*

| COURT | FILINGS | | | | | | DISPOSITIONS | | | | | |
|---------------------------|------------|------------|------------|------------|------------|------------|--------------|------------|------------|------------|------------|------------|
| | 1980 | 1981 | 1982 | 1983 | 1984 | 1985 | 1980 | 1981 | 1982 | 1983 | 1984 | 1985 |
| OXFORD | | | | | | | | | | | | |
| DAMAGES | 21 | 14 | 32 | 57 | 40 | 30 | 34 | 19 | 25 | 22 | 37 | 43 |
| PERSONAL INJURY | 29 | 36 | 48 | 24 | 36 | 42 | 26 | 23 | 32 | 38 | 34 | 43 |
| CONTRACT | 56 | 46 | 52 | 33 | 50 | 52 | 59 | 42 | 57 | 47 | 33 | 58 |
| DIVORCE | 21 | 19 | 13 | 17 | 9 | 19 | 20 | 21 | 16 | 14 | 12 | 10 |
| TRAFFIC INFRACTION APPEAL | 1 | 0 | 0 | 0 | 3 | 1 | 4 | 0 | 1 | 0 | 1 | 3 |
| HABEAS CORPUS | 2 | 0 | 0 | 0 | 1 | 0 | 2 | 0 | 1 | 0 | 1 | 0 |
| APPEALS FROM DIST. COURT | 21 | 23 | 11 | 6 | 10 | 4 | 10 | 16 | 25 | 9 | 7 | 13 |
| OTHER | 60 | 61 | 52 | 34 | 23 | 39 | 70 | 54 | 56 | 50 | 32 | 44 |
| TOTAL | 211 | 199 | 208 | 171 | 172 | 187 | 225 | 175 | 213 | 180 | 157 | 214 |
| PENOBSCOT | | | | | | | | | | | | |
| DAMAGES | 100 | 71 | 86 | 72 | 80 | 57 | 70 | 86 | 85 | 66 | 69 | 74 |
| PERSONAL INJURY | 138 | 168 | 143 | 168 | 144 | 163 | 144 | 129 | 169 | 156 | 130 | 158 |
| CONTRACT | 214 | 164 | 145 | 180 | 145 | 181 | 217 | 172 | 224 | 161 | 170 | 111 |
| DIVORCE | 24 | 25 | 42 | 28 | 34 | 23 | 43 | 34 | 36 | 27 | 30 | 21 |
| TRAFFIC INFRACTION APPEAL | 1 | 10 | 6 | 4 | 5 | 2 | 2 | 4 | 8 | 3 | 8 | 3 |
| HABEAS CORPUS | 10 | 3 | 7 | 1 | 1 | 1 | 14 | 4 | 10 | 1 | 1 | 1 |
| APPEALS FROM DIST. COURT | 28 | 27 | 30 | 36 | 20 | 17 | 26 | 25 | 29 | 34 | 29 | 20 |
| OTHER | 203 | 225 | 186 | 117 | 164 | 165 | 225 | 190 | 246 | 171 | 173 | 154 |
| TOTAL | 718 | 693 | 645 | 606 | 593 | 609 | 741 | 644 | 807 | 619 | 610 | 542 |
| PISCATAQUIS | | | | | | | | | | | | |
| DAMAGES | 2 | 2 | 11 | 4 | 6 | 2 | 6 | 5 | 4 | 1 | 8 | 7 |
| PERSONAL INJURY | 13 | 6 | 5 | 16 | 9 | 7 | 4 | 8 | 9 | 3 | 7 | 12 |
| CONTRACT | 11 | 7 | 7 | 10 | 7 | 11 | 9 | 11 | 9 | 5 | 11 | 9 |
| DIVORCE | 3 | 5 | 3 | 3 | 1 | 1 | 1 | 5 | 4 | 0 | 3 | 1 |
| TRAFFIC INFRACTION APPEAL | 0 | 1 | 1 | 0 | 2 | 1 | 0 | 1 | 1 | 0 | 2 | 0 |
| HABEAS CORPUS | 0 | 0 | 1 | 0 | 1 | 0 | 1 | 1 | 0 | 1 | 1 | 0 |
| APPEALS FROM DIST. COURT | 3 | 9 | 3 | 6 | 0 | 4 | 6 | 7 | 4 | 7 | 0 | 2 |
| OTHER | 18 | 19 | 10 | 10 | 4 | 9 | 20 | 18 | 17 | 11 | 9 | 9 |
| TOTAL | 50 | 49 | 41 | 49 | 30 | 35 | 47 | 56 | 48 | 28 | 41 | 40 |
| SAGadahoc | | | | | | | | | | | | |
| DAMAGES | 14 | 16 | 7 | 11 | 10 | 12 | 19 | 13 | 9 | 14 | 11 | 12 |
| PERSONAL INJURY | 34 | 32 | 24 | 43 | 35 | 31 | 28 | 35 | 23 | 33 | 28 | 40 |
| CONTRACT | 41 | 23 | 21 | 14 | 29 | 19 | 42 | 30 | 33 | 23 | 22 | 20 |
| DIVORCE | 6 | 11 | 8 | 4 | 8 | 6 | 8 | 11 | 5 | 8 | 6 | 3 |
| TRAFFIC INFRACTION APPEAL | 2 | 5 | 7 | 2 | 0 | 1 | 1 | 4 | 9 | 0 | 3 | 0 |
| HABEAS CORPUS | 1 | 0 | 0 | 0 | 0 | 0 | 1 | 0 | 1 | 0 | 0 | 0 |
| APPEALS FROM DIST. COURT | 5 | 6 | 4 | 4 | 4 | 8 | 7 | 6 | 4 | 3 | 2 | 6 |
| OTHER | 32 | 44 | 40 | 61 | 55 | 67 | 30 | 34 | 41 | 49 | 37 | 50 |
| TOTAL | 135 | 137 | 111 | 139 | 141 | 144 | 136 | 133 | 125 | 130 | 109 | 131 |

* - Includes cases filed and refiled

- Types of cases are defined on page 97 of this report

TABLE SC-B
(con't)

**SUPERIOR COURT
CIVIL FILINGS AND DISPOSITIONS
BY TYPE OF CASE***

| COURT | FILINGS | | | | | | DISPOSITIONS | | | | | |
|---------------------------|------------|------------|------------|------------|------------|------------|--------------|------------|------------|------------|------------|------------|
| | 1980 | 1981 | 1982 | 1983 | 1984 | 1985 | 1980 | 1981 | 1982 | 1983 | 1984 | 1985 |
| SOMERSET | | | | | | | | | | | | |
| DAMAGES | 44 | 36 | 46 | 20 | 23 | 22 | 56 | 47 | 43 | 37 | 26 | 34 |
| PERSONAL INJURY | 43 | 50 | 55 | 58 | 61 | 33 | 32 | 38 | 49 | 47 | 63 | 56 |
| CONTRACT | 71 | 113 | 80 | 100 | 68 | 82 | 57 | 73 | 94 | 97 | 74 | 81 |
| DIVORCE | 78 | 93 | 83 | 41 | 46 | 55 | 82 | 100 | 81 | 67 | 35 | 37 |
| TRAFFIC INFRACTION APPEAL | 0 | 0 | 0 | 0 | 0 | 0 | 0 | 0 | 0 | 0 | 0 | 0 |
| HABEAS CORPUS | 6 | 4 | 0 | 0 | 2 | 0 | 10 | 4 | 1 | 0 | 1 | 0 |
| APPEALS FROM DIST. COURT | 0 | 0 | 0 | 9 | 8 | 8 | 5 | 1 | 0 | 6 | 6 | 10 |
| OTHER | 29 | 20 | 27 | 19 | 35 | 33 | 27 | 29 | 27 | 31 | 25 | 35 |
| TOTAL | 271 | 316 | 291 | 247 | 243 | 233 | 269 | 292 | 295 | 285 | 230 | 253 |
| WALDO | | | | | | | | | | | | |
| DAMAGES | 17 | 22 | 24 | 12 | 7 | 17 | 13 | 26 | 18 | 21 | 18 | 8 |
| PERSONAL INJURY | 16 | 18 | 22 | 21 | 29 | 28 | 22 | 19 | 21 | 19 | 16 | 22 |
| CONTRACT | 39 | 24 | 28 | 25 | 36 | 18 | 40 | 29 | 44 | 21 | 25 | 32 |
| DIVORCE | 10 | 9 | 0 | 5 | 3 | 5 | 7 | 10 | 5 | 5 | 2 | 4 |
| TRAFFIC INFRACTION APPEAL | 0 | 0 | 0 | 0 | 0 | 0 | 0 | 0 | 0 | 0 | 0 | 0 |
| HABEAS CORPUS | 0 | 1 | 0 | 0 | 0 | 1 | 0 | 1 | 0 | 0 | 0 | 0 |
| APPEALS FROM DIST. COURT | 4 | 2 | 4 | 2 | 4 | 0 | 3 | 4 | 3 | 3 | 5 | 0 |
| OTHER | 44 | 41 | 18 | 20 | 29 | 30 | 53 | 52 | 44 | 43 | 17 | 29 |
| TOTAL | 130 | 117 | 96 | 85 | 108 | 99 | 138 | 141 | 135 | 112 | 83 | 95 |
| WASHINGTON | | | | | | | | | | | | |
| DAMAGES | 13 | 18 | 6 | 17 | 10 | 13 | 13 | 18 | 14 | 15 | 9 | 22 |
| PERSONAL INJURY | 24 | 22 | 22 | 32 | 39 | 36 | 25 | 31 | 12 | 23 | 25 | 35 |
| CONTRACT | 45 | 30 | 35 | 18 | 25 | 27 | 48 | 49 | 30 | 28 | 24 | 33 |
| DIVORCE | 9 | 10 | 5 | 7 | 6 | 2 | 14 | 17 | 10 | 4 | 7 | 3 |
| TRAFFIC INFRACTION APPEAL | 0 | 0 | 0 | 0 | 0 | 0 | 0 | 2 | 0 | 0 | 0 | 0 |
| HABEAS CORPUS | 1 | 1 | 0 | 0 | 0 | 0 | 1 | 1 | 0 | 0 | 0 | 0 |
| APPEALS FROM DIST. COURT | 6 | 14 | 5 | 8 | 11 | 8 | 7 | 15 | 7 | 4 | 11 | 8 |
| OTHER | 80 | 72 | 49 | 39 | 42 | 28 | 65 | 83 | 54 | 42 | 49 | 59 |
| TOTAL | 178 | 167 | 122 | 121 | 133 | 114 | 173 | 216 | 127 | 116 | 125 | 160 |
| YORK | | | | | | | | | | | | |
| DAMAGES | 99 | 109 | 120 | 155 | 82 | 73 | 90 | 85 | 94 | 119 | 111 | 87 |
| PERSONAL INJURY | 104 | 130 | 143 | 161 | 160 | 146 | 63 | 72 | 117 | 121 | 143 | 155 |
| CONTRACT | 49 | 190 | 254 | 158 | 154 | 159 | 58 | 86 | 182 | 185 | 166 | 148 |
| DIVORCE | 42 | 48 | 31 | 26 | 24 | 22 | 47 | 46 | 40 | 28 | 27 | 21 |
| TRAFFIC INFRACTION APPEAL | 10 | 5 | 8 | 3 | 5 | 1 | 10 | 3 | 7 | 5 | 1 | 6 |
| HABEAS CORPUS | 4 | 2 | 0 | 2 | 1 | 1 | 5 | 3 | 0 | 0 | 2 | 2 |
| APPEALS FROM DIST. COURT | 36 | 56 | 35 | 35 | 40 | 41 | 35 | 49 | 39 | 38 | 37 | 39 |
| OTHER | 436 | 270 | 200 | 214 | 203 | 254 | 435 | 355 | 228 | 281 | 260 | 215 |
| TOTAL | 780 | 810 | 791 | 754 | 669 | 697 | 743 | 699 | 707 | 777 | 747 | 673 |

* - Includes cases filed and refiled

- Types of cases are defined on page 97 of this report

SUPERIOR COURT
CIVIL DISPOSITIONS
BY TYPE OF DISPOSITION*

| <u>TYPE OF DISPOSITION</u> | <u>1983</u> <u># DISPOSED</u> | <u>% OF</u> <u>DISPOSITIONS</u> | <u>1984</u> <u># DISPOSED</u> | <u>% OF</u> <u>DISPOSITIONS</u> | <u>1985</u> <u># DISPOSED</u> | <u>% OF</u> <u>DISPOSITIONS</u> |
|----------------------------|----------------------------------|------------------------------------|----------------------------------|------------------------------------|----------------------------------|------------------------------------|
| STATE TOTAL | | | | | | |
| DEFAULT JUDGMENT | 203 | 3.3 | 146 | 2.5 | 155 | 2.6 |
| RULE 41(a) | 2,826 | 45.4 | 2,818 | 48.1 | 2,951 | 50.0 |
| RULE 41(b) | 785 | 12.6 | 704 | 12.0 | 445 | 7.5 |
| DISMISSAL | 207 | 3.3 | 244 | 4.2 | 413 | 7.0 |
| SUMMARY JUDGMENT | 349 | 5.6 | 294 | 5.0 | 243 | 4.1 |
| FINAL ORDER | 377 | 6.1 | 366 | 6.3 | 355 | 6.0 |
| DIVORCE DECREE | 303 | 4.9 | 274 | 4.7 | 259 | 4.4 |
| APPEAL SUSTAINED | 51 | .8 | 42 | .7 | 29 | .5 |
| APPEAL DENIED | 209 | 3.4 | 199 | 3.4 | 165 | 2.8 |
| WRIT DENIED | 1 | 0.0 | 0 | 0.0 | 1 | 0.0 |
| WRIT GRANTED | 1 | 0.0 | 1 | 0.0 | 1 | 0.0 |
| COURT FINDING | 120 | 1.9 | 125 | 2.1 | 119 | 2.0 |
| JURY VERDICT | 163 | 2.6 | 159 | 2.7 | 186 | 3.2 |
| DIRECTED VERDICT | 12 | .2 | 9 | .2 | 5 | .1 |
| MULTIPLE JUDGMENTS | 44 | .7 | 19 | .3 | 27 | .5 |
| OTHER | 573 | 9.2 | 456 | 7.8 | 545 | 9.2 |
| TOTAL | 6,224 | 100.0 | 5,856 | 100.0 | 5,899 | 100.0 |

- * - ALL PAGES FOR TABLE SC-9 DO NOT INCLUDE URESA CASES
 - Includes the disposition of cases filed and refiled
 - Percentages may not total 100.0 due to rounding
 - Types of dispositions are defined on page 97 of this report

TABLE SC-9
(con't)

SUPERIOR COURT
CIVIL DISPOSITIONS
BY TYPE OF DISPOSITION*

| TYPE OF DISPOSITION | 1983 # DISPOSED | % OF DISPOSITIONS | 1984 # DISPOSED | % OF DISPOSITIONS | 1985 # DISPOSED | % OF DISPOSITIONS |
|---------------------|--------------------|----------------------|--------------------|----------------------|--------------------|----------------------|
| ANDROSCOGGIN | | | | | | |
| DEFAULT JUDGMENT | 35 | 6.2 | 29 | 4.9 | 19 | 2.8 |
| RULE 41(a) | 291 | 51.7 | 320 | 54.1 | 326 | 48.5 |
| RULE 41(b) | 75 | 13.3 | 57 | 9.6 | 70 | 10.4 |
| DISMISSAL | 11 | 2.0 | 18 | 3.0 | 68 | 10.1 |
| SUMMARY JUDGMENT | 33 | 5.9 | 52 | 8.8 | 29 | 4.3 |
| FINAL ORDER | 1 | .2 | 0 | 0.0 | 0 | 0.0 |
| DIVORCE DECREE | 9 | 1.6 | 25 | 4.2 | 13 | 1.9 |
| APPEAL SUSTAINED | 2 | .4 | 2 | .3 | 0 | 0.0 |
| APPEAL DENIED | 8 | 1.4 | 10 | 1.7 | 11 | 1.6 |
| WRIT DENIED | 0 | 0.0 | 0 | 0.0 | 0 | 0.0 |
| WRIT GRANTED | 0 | 0.0 | 1 | .2 | 0 | 0.0 |
| COURT FINDING | 8 | 1.4 | 9 | 1.5 | 18 | 2.7 |
| JURY VERDICT | 15 | 2.7 | 10 | 1.7 | 25 | 3.7 |
| DIRECTED VERDICT | 0 | 0.0 | 1 | .2 | 0 | 0.0 |
| MULTIPLE JUDGMENTS | 2 | .4 | 1 | .2 | 4 | .6 |
| OTHER | 73 | 13.0 | 56 | 9.5 | 89 | 13.2 |
| TOTAL | 563 | 100.0 | 591 | 100.0 | 672 | 100.0 |
| AROOSTOOK | | | | | | |
| DEFAULT JUDGMENT | 6 | 1.6 | 6 | 1.5 | 9 | 2.6 |
| RULE 41(a) | 187 | 49.7 | 205 | 52.7 | 213 | 62.5 |
| RULE 41(b) | 45 | 12.0 | 63 | 16.2 | 1 | .3 |
| DISMISSAL | 4 | 1.1 | 0 | 0.0 | 0 | 0.0 |
| SUMMARY JUDGMENT | 21 | 5.6 | 17 | 4.4 | 10 | 2.9 |
| FINAL ORDER | 53 | 14.1 | 41 | 10.5 | 59 | 17.3 |
| DIVORCE DECREE | 7 | 1.9 | 8 | 2.1 | 9 | 2.6 |
| APPEAL SUSTAINED | 0 | 0.0 | 0 | 0.0 | 2 | .6 |
| APPEAL DENIED | 3 | .8 | 4 | 1.0 | 5 | 1.5 |
| WRIT DENIED | 0 | 0.0 | 0 | 0.0 | 0 | 0.0 |
| WRIT GRANTED | 0 | 0.0 | 0 | 0.0 | 0 | 0.0 |
| COURT FINDING | 11 | 2.9 | 15 | 3.9 | 12 | 3.5 |
| JURY VERDICT | 19 | 5.1 | 16 | 4.1 | 15 | 4.4 |
| DIRECTED VERDICT | 2 | .5 | 0 | 0.0 | 0 | 0.0 |
| MULTIPLE JUDGMENTS | 3 | .8 | 3 | .8 | 0 | 0.0 |
| OTHER | 15 | 4.0 | 11 | 2.8 | 6 | 1.8 |
| TOTAL | 376 | 100.0 | 389 | 100.0 | 341 | 100.0 |

* - Includes the disposition of cases filed and refiled
 - Percentages may not total 100.0 due to rounding
 - Types of dispositions are defined on page 97 of this report

**SUPERIOR COURT
CIVIL DISPOSITIONS
BY TYPE OF DISPOSITION****

| TYPE OF DISPOSITION | 1983 # DISPOSED | % OF DISPOSITIONS | 1984 # DISPOSED | % OF DISPOSITIONS | 1985 # DISPOSED | % OF DISPOSITIONS |
|---------------------|--------------------|----------------------|--------------------|----------------------|--------------------|----------------------|
| CUMBERLAND | | | | | | |
| DEFAULT JUDGMENT | 53 | 3.2 | 34 | 2.2 | 41 | 2.7 |
| RULE 41(a) | 681 | 41.7 | 707 | 46.5 | 835 | 54.8 |
| RULE 41(b) | 214 | 13.1 | 202 | 13.3 | 75 | 4.9 |
| DISMISSAL | 85 | 5.2 | 65 | 4.3 | 137 | 9.0 |
| SUMMARY JUDGMENT | 72 | 4.4 | 54 | 3.5 | 44 | 2.9 |
| FINAL ORDER | 85 | 5.2 | 101 | 6.6 | 66 | 4.3 |
| DIVORCE DECREE | 123 | 7.5 | 120 | 7.9 | 122 | 8.0 |
| APPEAL SUSTAINED | 29 | 1.8 | 21 | 1.4 | 11 | .7 |
| APPEAL DENIED | 71 | 4.3 | 72 | 4.7 | 45 | 3.0 |
| WRIT DENIED | 0 | 0.0 | 0 | 0.0 | 0 | 0.0 |
| WRIT GRANTED | 1 | .1 | 0 | 0.0 | 0 | 0.0 |
| COURT FINDING | 9 | .6 | 5 | .3 | 24 | 1.6 |
| JURY VERDICT | 40 | 2.4 | 36 | 2.4 | 32 | 2.1 |
| DIRECTED VERDICT | 0 | 0.0 | 1 | .1 | 1 | .1 |
| MULTIPLE JUDGMENTS | 5 | .3 | 7 | .5 | 4 | .3 |
| OTHER | 165 | 10.1 | 97 | 6.4 | 87 | 5.7 |
| TOTAL | 1,633 | 100.0 | 1,522 | 100.0 | 1,524 | 100.0 |
| FRANKLIN | | | | | | |
| DEFAULT JUDGMENT | 4 | 2.5 | 2 | 2.0 | 3 | 2.4 |
| RULE 41(a) | 63 | 39.9 | 56 | 54.9 | 44 | 35.5 |
| RULE 41(b) | 17 | 10.8 | 5 | 4.9 | 20 | 16.1 |
| DISMISSAL | 6 | 3.8 | 2 | 2.0 | 5 | 4.0 |
| SUMMARY JUDGMENT | 16 | 10.1 | 7 | 6.9 | 6 | 4.8 |
| FINAL ORDER | 0 | 0.0 | 1 | 1.0 | 2 | 1.6 |
| DIVORCE DECREE | 10 | 6.3 | 8 | 7.8 | 12 | 9.7 |
| APPEAL SUSTAINED | 5 | 3.2 | 2 | 2.0 | 2 | 1.6 |
| APPEAL DENIED | 10 | 6.3 | 4 | 3.9 | 4 | 3.2 |
| WRIT DENIED | 0 | 0.0 | 0 | 0.0 | 0 | 0.0 |
| WRIT GRANTED | 0 | 0.0 | 0 | 0.0 | 0 | 0.0 |
| COURT FINDING | 3 | 1.9 | 3 | 2.9 | 6 | 4.8 |
| JURY VERDICT | 4 | 2.5 | 3 | 2.9 | 8 | 6.5 |
| DIRECTED VERDICT | 0 | 0.0 | 0 | 0.0 | 0 | 0.0 |
| MULTIPLE JUDGMENTS | 4 | 2.5 | 0 | 0.0 | 0 | 0.0 |
| OTHER | 16 | 10.1 | 9 | 8.8 | 12 | 9.7 |
| TOTAL | 158 | 100.0 | 102 | 100.0 | 124 | 100.0 |

- ** - Includes the disposition of cases filed and refiled
- Percentages may not total 100.0 due to rounding
- Types of dispositions are defined on page 97 of this report

**SUPERIOR COURT
CIVIL DISPOSITIONS
BY TYPE OF DISPOSITION***

| TYPE OF DISPOSITION | 1983 # DISPOSED | % OF DISPOSITIONS | 1984 # DISPOSED | % OF DISPOSITIONS | 1985 # DISPOSED | % OF DISPOSITIONS |
|---------------------|--------------------|----------------------|--------------------|----------------------|--------------------|----------------------|
| HANCOCK | | | | | | |
| DEFAULT JUDGMENT | 4 | 1.7 | 3 | 1.4 | 5 | 2.7 |
| RULE 41(a) | 96 | 41.7 | 79 | 37.3 | 87 | 47.5 |
| RULE 41(b) | 34 | 14.8 | 34 | 16.0 | 11 | 6.0 |
| DISMISSAL | 8 | 3.5 | 5 | 2.4 | 11 | 6.0 |
| SUMMARY JUDGMENT | 14 | 6.1 | 7 | 3.3 | 7 | 3.8 |
| FINAL ORDER | 3 | 1.3 | 0 | 0.0 | 1 | .5 |
| DIVORCE DECREE | 12 | 5.2 | 13 | 6.1 | 10 | 5.5 |
| APPEAL SUSTAINED | 4 | 1.7 | 3 | 1.4 | 1 | .5 |
| APPEAL DENIED | 7 | 3.0 | 9 | 4.2 | 10 | 5.5 |
| WRIT DENIED | 0 | 0.0 | 0 | 0.0 | 0 | 0.0 |
| WRIT GRANTED | 0 | 0.0 | 0 | 0.0 | 0 | 0.0 |
| COURT FINDING | 7 | 3.0 | 10 | 4.7 | 5 | 2.7 |
| JURY VERDICT | 5 | 2.2 | 8 | 3.8 | 8 | 4.4 |
| DIRECTED VERDICT | 2 | .9 | 1 | .5 | 0 | 0.0 |
| MULTIPLE JUDGMENTS | 0 | 0.0 | 1 | .5 | 0 | 0.0 |
| OTHER | 34 | 14.8 | 39 | 18.4 | 27 | 14.8 |
| TOTAL | 230 | 100.0 | 212 | 100.0 | 183 | 100.0 |
| KENNEBEC | | | | | | |
| DEFAULT JUDGMENT | 19 | 2.8 | 14 | 2.2 | 15 | 2.3 |
| RULE 41(a) | 269 | 39.9 | 280 | 43.3 | 331 | 49.9 |
| RULE 41(b) | 81 | 12.0 | 82 | 12.7 | 13 | 2.0 |
| DISMISSAL | 20 | 3.0 | 37 | 5.7 | 47 | 7.1 |
| SUMMARY JUDGMENT | 49 | 7.3 | 23 | 3.6 | 20 | 3.0 |
| FINAL ORDER | 93 | 13.8 | 82 | 12.7 | 94 | 14.2 |
| DIVORCE DECREE | 23 | 3.4 | 12 | 1.9 | 8 | 1.2 |
| APPEAL SUSTAINED | 7 | 1.0 | 7 | 1.1 | 5 | .8 |
| APPEAL DENIED | 29 | 4.3 | 33 | 5.1 | 30 | 4.5 |
| WRIT DENIED | 0 | 0.0 | 0 | 0.0 | 0 | 0.0 |
| WRIT GRANTED | 0 | 0.0 | 0 | 0.0 | 0 | 0.0 |
| COURT FINDING | 20 | 3.0 | 4 | .6 | 10 | 1.5 |
| JURY VERDICT | 12 | 1.8 | 19 | 2.9 | 17 | 2.6 |
| DIRECTED VERDICT | 0 | 0.0 | 3 | .5 | 0 | 0.0 |
| MULTIPLE JUDGMENTS | 18 | 2.7 | 2 | .3 | 8 | 1.2 |
| OTHER | 35 | 5.2 | 49 | 7.6 | 65 | 9.8 |
| TOTAL | 675 | 100.0 | 647 | 100.0 | 663 | 100.0 |

* - Includes the disposition of cases filed and refiled
- Percentages may not total 100.0 due to rounding
- Types of dispositions are defined on page 97 of this report

**SUPERIOR COURT
CIVIL DISPOSITIONS
BY TYPE OF DISPOSITION***

| TYPE OF DISPOSITION | 1983 # DISPOSED | % OF DISPOSITIONS | 1984 # DISPOSED | % OF DISPOSITIONS | 1985 # DISPOSED | % OF DISPOSITIONS |
|---------------------|--------------------|----------------------|--------------------|----------------------|--------------------|----------------------|
| KNOX | | | | | | |
| DEFAULT JUDGMENT | 2 | 1.1 | 5 | 3.1 | 2 | 1.2 |
| RULE 41(a) | 78 | 44.6 | 71 | 43.6 | 65 | 39.9 |
| RULE 41(b) | 19 | 10.9 | 14 | 8.6 | 22 | 13.5 |
| DISMISSAL | 13 | 7.4 | 8 | 4.9 | 16 | 9.8 |
| SUMMARY JUDGMENT | 4 | 2.3 | 7 | 4.3 | 1 | .6 |
| FINAL ORDER | 1 | .6 | 0 | 0.0 | 2 | 1.2 |
| DIVORCE DECREE | 5 | 2.9 | 6 | 3.7 | 6 | 3.7 |
| APPEAL SUSTAINED | 0 | 0.0 | 1 | .6 | 2 | 1.2 |
| APPEAL DENIED | 5 | 2.9 | 9 | 5.5 | 8 | 4.9 |
| WRIT DENIED | 0 | 0.0 | 0 | 0.0 | 0 | 0.0 |
| WRIT GRANTED | 0 | 0.0 | 0 | 0.0 | 0 | 0.0 |
| COURT FINDING | 6 | 3.4 | 2 | 1.2 | 5 | 3.1 |
| JURY VERDICT | 5 | 2.9 | 11 | 6.7 | 5 | 3.1 |
| DIRECTED VERDICT | 0 | 0.0 | 1 | .6 | 0 | 0.0 |
| MULTIPLE JUDGMENTS | 5 | 2.9 | 2 | 1.2 | 1 | .6 |
| OTHER | 32 | 18.3 | 26 | 16.0 | 28 | 17.2 |
| TOTAL | 175 | 100.0 | 163 | 100.0 | 163 | 100.0 |
| | | | | | | |
| LINCOLN | | | | | | |
| DEFAULT JUDGMENT | 4 | 2.4 | 0 | 0.0 | 5 | 4.1 |
| RULE 41(a) | 91 | 54.5 | 80 | 62.5 | 61 | 50.4 |
| RULE 41(b) | 8 | 4.8 | 12 | 9.4 | 3 | 2.5 |
| DISMISSAL | 9 | 5.4 | 5 | 3.9 | 4 | 3.3 |
| SUMMARY JUDGMENT | 27 | 16.2 | 14 | 10.9 | 8 | 6.6 |
| FINAL ORDER | 1 | .6 | 0 | 0.0 | 8 | 6.6 |
| DIVORCE DECREE | 4 | 2.4 | 2 | 1.6 | 4 | 3.3 |
| APPEAL SUSTAINED | 1 | .6 | 0 | 0.0 | 0 | 0.0 |
| APPEAL DENIED | 8 | 4.8 | 4 | 3.1 | 2 | 1.7 |
| WRIT DENIED | 0 | 0.0 | 0 | 0.0 | 0 | 0.0 |
| WRIT GRANTED | 0 | 0.0 | 0 | 0.0 | 0 | 0.0 |
| COURT FINDING | 4 | 2.4 | 4 | 3.1 | 5 | 4.1 |
| JURY VERDICT | 8 | 4.8 | 4 | 3.1 | 5 | 4.1 |
| DIRECTED VERDICT | 0 | 0.0 | 0 | 0.0 | 0 | 0.0 |
| MULTIPLE JUDGMENTS | 1 | .6 | 1 | .8 | 1 | .8 |
| OTHER | 1 | .6 | 2 | 1.6 | 15 | 12.4 |
| TOTAL | 167 | 100.0 | 128 | 100.0 | 121 | 100.0 |

* - Includes the disposition of cases filed and refiled
- Percentages may not total 100.0 due to rounding
- Types of dispositions are defined on page 97 of this report

**SUPERIOR COURT
CIVIL DISPOSITIONS
BY TYPE OF DISPOSITION***

| TYPE OF DISPOSITION | 1983 # DISPOSED | % OF DISPOSITIONS | 1984 # DISPOSED | % OF DISPOSITIONS | 1985 # DISPOSED | % OF DISPOSITIONS |
|---------------------|--------------------|----------------------|--------------------|----------------------|--------------------|----------------------|
| OXFORD | | | | | | |
| DEFAULT JUDGMENT | 3 | 1.7 | 3 | 1.9 | 2 | .9 |
| RULE 41(a) | 81 | 45.0 | 87 | 55.4 | 102 | 47.7 |
| RULE 41(b) | 17 | 9.4 | 9 | 5.7 | 26 | 12.1 |
| DISMISSAL | 5 | 2.8 | 7 | 4.5 | 14 | 6.5 |
| SUMMARY JUDGMENT | 11 | 6.1 | 11 | 7.0 | 11 | 5.1 |
| FINAL ORDER | 30 | 16.7 | 14 | 8.9 | 23 | 10.7 |
| DIVORCE DECREE | 10 | 5.6 | 10 | 6.4 | 5 | 2.3 |
| APPEAL SUSTAINED | 0 | 0.0 | 0 | 0.0 | 1 | .5 |
| APPEAL DENIED | 4 | 2.2 | 5 | 3.2 | 6 | 2.8 |
| WRIT DENIED | 0 | 0.0 | 0 | 0.0 | 0 | 0.0 |
| WRIT GRANTED | 0 | 0.0 | 0 | 0.0 | 0 | 0.0 |
| COURT FINDING | 2 | 1.1 | 1 | .6 | 4 | 1.9 |
| JURY VERDICT | 7 | 3.9 | 6 | 3.8 | 9 | 4.2 |
| DIRECTED VERDICT | 1 | .6 | 0 | 0.0 | 0 | 0.0 |
| MULTIPLE JUDGMENTS | 0 | 0.0 | 0 | 0.0 | 1 | .5 |
| OTHER | 9 | 5.0 | 4 | 2.5 | 10 | 4.7 |
| TOTAL | 180 | 100.0 | 157 | 100.0 | 214 | 100.0 |
| PENOBSCOT | | | | | | |
| DEFAULT JUDGMENT | 21 | 3.4 | 16 | 2.6 | 13 | 2.4 |
| RULE 41(a) | 358 | 57.8 | 320 | 52.5 | 269 | 49.6 |
| RULE 41(b) | 72 | 11.6 | 83 | 13.6 | 64 | 11.8 |
| DISMISSAL | 16 | 2.6 | 22 | 3.6 | 25 | 4.6 |
| SUMMARY JUDGMENT | 21 | 3.4 | 31 | 5.1 | 20 | 3.7 |
| FINAL ORDER | 4 | .6 | 14 | 2.3 | 11 | 2.0 |
| DIVORCE DECREE | 18 | 2.9 | 15 | 2.5 | 16 | 3.0 |
| APPEAL SUSTAINED | 1 | .2 | 3 | .5 | 1 | .2 |
| APPEAL DENIED | 15 | 2.4 | 26 | 4.3 | 10 | 1.8 |
| WRIT DENIED | 0 | 0.0 | 0 | 0.0 | 1 | .2 |
| WRIT GRANTED | 0 | 0.0 | 0 | 0.0 | 0 | 0.0 |
| COURT FINDING | 20 | 3.2 | 18 | 3.0 | 11 | 2.0 |
| JURY VERDICT | 10 | 1.6 | 11 | 1.8 | 16 | 3.0 |
| DIRECTED VERDICT | 3 | .5 | 1 | .2 | 3 | .6 |
| MULTIPLE JUDGMENTS | 1 | .2 | 1 | .2 | 4 | .7 |
| OTHER | 59 | 9.5 | 49 | 8.0 | 78 | 14.4 |
| TOTAL | 619 | 100.0 | 610 | 100.0 | 542 | 100.0 |

* - Includes the disposition of cases filed and refiled
- Percentages may not total 100.0 due to rounding
- Types of dispositions are defined on page 97 of this report

TABLE SC-9
(con't)

SUPERIOR COURT
CIVIL DISPOSITIONS
BY TYPE OF DISPOSITION*

| TYPE OF DISPOSITION | 1983 # DISPOSED | % OF DISPOSITIONS | 1984 # DISPOSED | % OF DISPOSITIONS | 1985 # DISPOSED | % OF DISPOSITIONS |
|---------------------|--------------------|----------------------|--------------------|----------------------|--------------------|----------------------|
| PISCATAQUIS | | | | | | |
| DEFAULT JUDGMENT | 1 | 3.6 | 0 | 0.0 | 0 | 0.0 |
| RULE 41(a) | 10 | 35.7 | 24 | 58.5 | 20 | 50.0 |
| RULE 41(b) | 1 | 3.6 | 3 | 7.3 | 3 | 7.5 |
| DISMISSAL | 0 | 0.0 | 2 | 4.9 | 3 | 7.5 |
| SUMMARY JUDGMENT | 1 | 3.6 | 3 | 7.3 | 6 | 15.0 |
| FINAL ORDER | 0 | 0.0 | 1 | 2.4 | 2 | 5.0 |
| DIVORCE DECREE | 0 | 0.0 | 3 | 7.3 | 0 | 0.0 |
| APPEAL SUSTAINED | 1 | 3.6 | 0 | 0.0 | 0 | 0.0 |
| APPEAL DENIED | 3 | 10.7 | 0 | 0.0 | 1 | 2.5 |
| WRIT DENIED | 1 | 3.6 | 0 | 0.0 | 0 | 0.0 |
| WRIT GRANTED | 0 | 0.0 | 0 | 0.0 | 0 | 0.0 |
| COURT FINDING | 2 | 7.1 | 1 | 2.4 | 0 | 0.0 |
| JURY VERDICT | 0 | 0.0 | 0 | 0.0 | 2 | 5.0 |
| DIRECTED VERDICT | 0 | 0.0 | 0 | 0.0 | 0 | 0.0 |
| MULTIPLE JUDGMENTS | 0 | 0.0 | 0 | 0.0 | 0 | 0.0 |
| OTHER | 8 | 28.6 | 4 | 9.8 | 3 | 7.5 |
| TOTAL | 28 | 100.0 | 41 | 100.0 | 40 | 100.0 |
| | | | | | | |
| SAGADAHOC | | | | | | |
| DEFAULT JUDGMENT | 3 | 2.3 | 3 | 2.8 | 10 | 7.6 |
| RULE 41(a) | 67 | 51.5 | 51 | 46.8 | 64 | 48.9 |
| RULE 41(b) | 10 | 7.7 | 14 | 12.8 | 17 | 13.0 |
| DISMISSAL | 2 | 1.5 | 3 | 2.8 | 9 | 6.9 |
| SUMMARY JUDGMENT | 4 | 3.1 | 8 | 7.3 | 4 | 3.1 |
| FINAL ORDER | 7 | 5.4 | 3 | 2.8 | 6 | 4.6 |
| DIVORCE DECREE | 6 | 4.6 | 3 | 2.8 | 2 | 1.5 |
| APPEAL SUSTAINED | 1 | .8 | 0 | 0.0 | 0 | 0.0 |
| APPEAL DENIED | 7 | 5.4 | 3 | 2.8 | 3 | 2.3 |
| WRIT DENIED | 0 | 0.0 | 0 | 0.0 | 0 | 0.0 |
| WRIT GRANTED | 0 | 0.0 | 0 | 0.0 | 0 | 0.0 |
| COURT FINDING | 5 | 3.8 | 5 | 4.6 | 1 | .8 |
| JURY VERDICT | 7 | 5.4 | 4 | 3.7 | 8 | 6.1 |
| DIRECTED VERDICT | 0 | 0.0 | 1 | .9 | 0 | 0.0 |
| MULTIPLE JUDGMENTS | 0 | 0.0 | 0 | 0.0 | 0 | 0.0 |
| OTHER | 11 | 8.5 | 11 | 10.1 | 7 | 5.3 |
| TOTAL | 130 | 100.0 | 109 | 100.0 | 131 | 100.0 |

* - Includes the disposition of cases filed and refiled
 - Percentages may not total 100.0 due to rounding
 - Types of dispositions are defined on page 97 of this report

**SUPERIOR COURT
CIVIL DISPOSITIONS
BY TYPE OF DISPOSITION***

| TYPE OF DISPOSITION | 1983 # DISPOSED | % OF DISPOSITIONS | 1984 # DISPOSED | % OF DISPOSITIONS | 1985 # DISPOSED | % OF DISPOSITIONS |
|---------------------|--------------------|----------------------|--------------------|----------------------|--------------------|----------------------|
| SOMERSET | | | | | | |
| DEFAULT JUDGMENT | 10 | 3.5 | 8 | 3.5 | 5 | 2.0 |
| RULE 41(a) | 114 | 40.0 | 107 | 46.5 | 108 | 42.7 |
| RULE 41(b) | 13 | 4.6 | 1 | .4 | 16 | 6.3 |
| DISMISSAL | 5 | 1.8 | 14 | 6.1 | 23 | 9.1 |
| SUMMARY JUDGMENT | 16 | 5.6 | 7 | 3.0 | 17 | 6.7 |
| FINAL ORDER | 38 | 13.3 | 47 | 20.4 | 32 | 12.6 |
| DIVORCE DECREE | 52 | 18.2 | 26 | 11.3 | 33 | 13.0 |
| APPEAL SUSTAINED | 0 | 0.0 | 1 | .4 | 1 | .4 |
| APPEAL DENIED | 10 | 3.5 | 2 | .9 | 4 | 1.6 |
| WRIT DENIED | 0 | 0.0 | 0 | 0.0 | 0 | 0.0 |
| WRIT GRANTED | 0 | 0.0 | 0 | 0.0 | 0 | 0.0 |
| COURT FINDING | 7 | 2.5 | 9 | 3.9 | 3 | 1.2 |
| JURY VERDICT | 13 | 4.6 | 5 | 2.2 | 7 | 2.8 |
| DIRECTED VERDICT | 1 | .4 | 0 | 0.0 | 0 | 0.0 |
| MULTIPLE JUDGMENTS | 3 | 1.1 | 0 | 0.0 | 0 | 0.0 |
| OTHER | 3 | 1.1 | 3 | 1.3 | 4 | 1.6 |
| TOTAL | 285 | 100.0 | 230 | 100.0 | 253 | 100.0 |
| WALDO | | | | | | |
| DEFAULT JUDGMENT | 4 | 3.6 | 4 | 4.8 | 4 | 4.2 |
| RULE 41(a) | 47 | 42.0 | 40 | 48.2 | 50 | 52.6 |
| RULE 41(b) | 17 | 15.2 | 6 | 7.2 | 9 | 9.5 |
| DISMISSAL | 7 | 6.3 | 2 | 2.4 | 3 | 3.2 |
| SUMMARY JUDGMENT | 6 | 5.4 | 4 | 4.8 | 8 | 8.4 |
| FINAL ORDER | 5 | 4.5 | 7 | 8.4 | 5 | 5.3 |
| DIVORCE DECREE | 3 | 2.7 | 1 | 1.2 | 3 | 3.2 |
| APPEAL SUSTAINED | 0 | 0.0 | 0 | 0.0 | 0 | 0.0 |
| APPEAL DENIED | 2 | 1.8 | 3 | 3.6 | 0 | 0.0 |
| WRIT DENIED | 0 | 0.0 | 0 | 0.0 | 0 | 0.0 |
| WRIT GRANTED | 0 | 0.0 | 0 | 0.0 | 0 | 0.0 |
| COURT FINDING | 4 | 3.6 | 8 | 9.6 | 3 | 3.2 |
| JURY VERDICT | 6 | 5.4 | 4 | 4.8 | 2 | 2.1 |
| DIRECTED VERDICT | 1 | .9 | 0 | 0.0 | 0 | 0.0 |
| MULTIPLE JUDGMENTS | 0 | 0.0 | 0 | 0.0 | 2 | 2.1 |
| OTHER | 10 | 8.9 | 4 | 4.8 | 6 | 6.3 |
| TOTAL | 112 | 100.0 | 83 | 100.0 | 95 | 100.0 |

* - Includes the disposition of cases filed and refiled
 - Percentages may not total 100.0 due to rounding
 - Types of dispositions are defined on page 97 of this report - 87 -

TABLE SC-9
(con't)

**SUPERIOR COURT
CIVIL DISPOSITIONS
BY TYPE OF DISPOSITION***

| TYPE OF DISPOSITION | 1983 # DISPOSED | % OF DISPOSITIONS | 1984 # DISPOSED | % OF DISPOSITIONS | 1985 # DISPOSED | % OF DISPOSITIONS |
|---------------------|--------------------|----------------------|--------------------|----------------------|--------------------|----------------------|
| WASHINGTON | | | | | | |
| DEFAULT JUDGMENT | 3 | 2.6 | 3 | 2.4 | 2 | 1.3 |
| RULE 41(a) | 48 | 41.4 | 46 | 36.8 | 69 | 43.1 |
| RULE 41(b) | 26 | 22.4 | 19 | 15.2 | 33 | 20.6 |
| DISHISSAL | 6 | 5.2 | 15 | 12.0 | 12 | 7.5 |
| SUMMARY JUDGMENT | 5 | 4.3 | 18 | 14.4 | 17 | 10.6 |
| FINAL ORDER | 9 | 7.8 | 2 | 1.6 | 2 | 1.3 |
| DIVORCE DECREE | 1 | .9 | 2 | 1.6 | 2 | 1.3 |
| APPEAL SUSTAINED | 0 | 0.0 | 0 | 0.0 | 3 | 1.9 |
| APPEAL DENIED | 1 | .9 | 3 | 2.4 | 9 | 5.6 |
| WRIT DENIED | 0 | 0.0 | 0 | 0.0 | 0 | 0.0 |
| WRIT GRANTED | 0 | 0.0 | 0 | 0.0 | 0 | 0.0 |
| COURT FINDING | 3 | 2.6 | 5 | 4.0 | 2 | 1.3 |
| JURY VERDICT | 2 | 1.7 | 1 | .8 | 4 | 2.5 |
| DIRECTED VERDICT | 1 | .9 | 0 | 0.0 | 0 | 0.0 |
| MULTIPLE JUDGMENTS | 2 | 1.7 | 0 | 0.0 | 1 | .6 |
| OTHER | 9 | 7.8 | 11 | 8.8 | 4 | 2.5 |
| TOTAL | 116 | 100.0 | 125 | 100.0 | 160 | 100.0 |
| YORK | | | | | | |
| DEFAULT JUDGMENT | 31 | 4.0 | 16 | 2.1 | 20 | 3.0 |
| RULE 41(a) | 345 | 44.4 | 345 | 46.2 | 307 | 45.6 |
| RULE 41(b) | 136 | 17.5 | 100 | 13.4 | 62 | 9.2 |
| DISHISSAL | 10 | 1.3 | 39 | 5.2 | 36 | 5.3 |
| SUMMARY JUDGMENT | 49 | 6.3 | 31 | 4.1 | 35 | 5.2 |
| FINAL ORDER | 47 | 6.0 | 53 | 7.1 | 42 | 6.2 |
| DIVORCE DECREE | 20 | 2.6 | 20 | 2.7 | 14 | 2.1 |
| APPEAL SUSTAINED | 0 | 0.0 | 2 | .3 | 0 | 0.0 |
| APPEAL DENIED | 26 | 3.3 | 12 | 1.6 | 17 | 2.5 |
| WRIT DENIED | 0 | 0.0 | 0 | 0.0 | 0 | 0.0 |
| WRIT GRANTED | 0 | 0.0 | 0 | 0.0 | 1 | .1 |
| COURT FINDING | 9 | 1.2 | 26 | 3.5 | 10 | 1.5 |
| JURY VERDICT | 10 | 1.3 | 21 | 2.8 | 23 | 3.4 |
| DIRECTED VERDICT | 1 | .1 | 0 | 0.0 | 1 | .1 |
| MULTIPLE JUDGMENTS | 0 | 0.0 | 1 | .1 | 1 | .1 |
| OTHER | 93 | 12.0 | 81 | 10.8 | 104 | 15.5 |
| TOTAL | 777 | 100.0 | 747 | 100.0 | 673 | 100.0 |

* - Includes the disposition of cases filed and refiled

- Percentages may not total 100.0 due to rounding

- Types of dispositions are defined on page 97 of this report - 88 -

SUPERIOR COURT
CIVIL JURY TRIALS*

| | 1980 | | 1981 | | 1982 | | 1983 | | 1984 | | 1985 | |
|--------------|-------------|-----------|-------------|-----------|-------------|-----------|-------------|-----------|-------------|-----------|-------------|-----------|
| | # OF TRIALS | # OF DAYS | # OF TRIALS | # OF DAYS | # OF TRIALS | # OF DAYS | # OF TRIALS | # OF DAYS | # OF TRIALS | # OF DAYS | # OF TRIALS | # OF DAYS |
| ANDROSCOGGIN | 11 | 16.0 | 16 | 33.0 | 26 | 65.5 | 17 | 32.0 | 13 | 40.0 | 29 | 76.0 |
| AROOSTOOK | 9 | 23.0 | 6 | 17.5 | 18 | 44.0 | 25 | 53.0 | 21 | 35.5 | 17 | 28.5 |
| CUMBERLAND | 33 | 91.0 | 34 | 79.0 | 32 | 120.5 | 50 | 154.0 | 41 | 124.5 | 41 | 102.5 |
| FRANKLIN | 2 | 4.0 | 7 | 15.5 | 8 | 10.5 | 4 | 14.0 | 4 | 9.0 | 8 | 18.5 |
| HANCOCK | 6 | 10.5 | 6 | 13.5 | 6 | 13.5 | 7 | 12.0 | 11 | 19.0 | 8 | 17.5 |
| KENNEBEC | 15 | 26.0 | 18 | 67.5 | 22 | 52.0 | 13 | 49.0 | 21 | 54.0 | 19 | 46.0 |
| KNOX | 8 | 13.5 | 8 | 34.0 | 7 | 21.5 | 8 | 27.0 | 13 | 30.0 | 6 | 13.0 |
| LINCOLN | 4 | 8.0 | 4 | 12.5 | 4 | 11.0 | 8 | 34.0 | 5 | 15.0 | 5 | 21.5 |
| OXFORD | 4 | 11.0 | 1 | 1.5 | 5 | 9.0 | 8 | 15.5 | 6 | 9.5 | 8 | 21.5 |
| PENOBSCOT | 15 | 30.5 | 20 | 34.5 | 20 | 39.5 | 19 | 33.0 | 13 | 25.5 | 22 | 45.5 |
| PISCATAQUIS | 0 | 0.0 | 0 | 0.0 | 2 | 5.0 | 0 | 0.0 | 0 | 0.0 | 3 | 9.0 |
| SAGadahoc | 8 | 15.0 | 6 | 15.0 | 5 | 21.5 | 7 | 21.5 | 5 | 8.5 | 8 | 19.0 |
| SOMERSET | 10 | 13.5 | 8 | 12.5 | 11 | 25.0 | 14 | 34.5 | 6 | 13.0 | 9 | 23.5 |
| WALDO | 3 | 8.5 | 5 | 9.5 | 4 | 8.0 | 8 | 18.0 | 4 | 8.0 | 2 | 7.0 |
| WASHINGTON | 9 | 17.0 | 8 | 14.5 | 4 | 8.0 | 2 | 2.0 | 3 | 2.5 | 6 | 11.5 |
| YORK | 19 | 47.0 | 26 | 64.5 | 27 | 60.0 | 15 | 34.5 | 27 | 64.0 | 27 | 57.0 |
| STATE TOTAL | 156 | 334.5 | 173 | 424.5 | 201 | 514.5 | 205 | 534.0 | 193 | 458.0 | 218 | 517.5 |

* - Includes cases filed and refiled

- Prior to 1984, there were some discrepancies in calculating the number of jury trial days which may have affected the accuracy of these figures. The problem occurred when cases scheduled for trial underwent multiple voir dire (the justice conducted voir dire for several cases on one day, instead of limiting it to the one case facing imminent trial). Since the clerks were instructed to calculate trial days by rounding to the nearest .5 day, each of four cases voir dired on one day, for example, would have .5 days added to their total trial time, resulting in a total of 2 trial days being reported for only 1 day of trial activity.

TABLE SC-11

SUPERIOR COURT
CIVIL NON-JURY TRIALS*

| | 1980 | | 1981 | | 1982 | | 1983 | | 1984 | | 1985 | |
|--------------|-------------|-----------|-------------|-----------|-------------|-----------|-------------|-----------|-------------|-----------|-------------|-----------|
| | # OF TRIALS | # OF DAYS | # OF TRIALS | # OF DAYS | # OF TRIALS | # OF DAYS | # OF TRIALS | # OF DAYS | # OF TRIALS | # OF DAYS | # OF TRIALS | # OF DAYS |
| ANDROSCOGGIN | 30 | 25.5 | 22 | 15.0 | 10 | 6.5 | 8 | 6.0 | 12 | 20.5 | 18 | 19.0 |
| AROOSTOOK | 1 | 1.0 | 8 | 7.0 | 10 | 6.5 | 15 | 10.5 | 20 | 13.0 | 18 | 11.5 |
| CUMBERLAND | 31 | 29.0 | 31 | 39.5 | 24 | 25.5 | 38 | 50.0 | 21 | 25.0 | 45 | 54.0 |
| FRANKLIN | 10 | 6.5 | 8 | 9.5 | 3 | 2.0 | 4 | 2.5 | 5 | 3.0 | 7 | 9.5 |
| HANCOCK | 19 | 17.5 | 7 | 6.0 | 3 | 3.0 | 12 | 10.0 | 16 | 19.0 | 5 | 11.0 |
| KENNEBEC | 27 | 26.0 | 29 | 31.0 | 16 | 26.0 | 28 | 26.5 | 5 | 6.0 | 16 | 30.0 |
| KNOX | 26 | 15.5 | 25 | 16.5 | 18 | 12.0 | 12 | 16.0 | 6 | 5.5 | 10 | 17.5 |
| LINCOLN | 7 | 5.0 | 8 | 8.0 | 10 | 5.5 | 6 | 4.0 | 4 | 3.0 | 6 | 6.0 |
| OXFORD | 4 | 2.5 | 4 | 3.0 | 9 | 5.5 | 5 | 6.0 | 2 | 1.0 | 6 | 5.0 |
| PENOBSCOT | 32 | 26.0 | 42 | 41.0 | 29 | 24.5 | 31 | 24.5 | 24 | 19.5 | 13 | 11.5 |
| PISCATAQUIS | 6 | 3.5 | 0 | 0.0 | 3 | 1.5 | 2 | 1.0 | 1 | 1.0 | 0 | 0.0 |
| SAGADAHOC | 3 | 1.5 | 6 | 5.5 | 9 | 8.5 | 8 | 7.5 | 7 | 4.0 | 3 | 2.0 |
| SOMERSET | 28 | 17.5 | 13 | 7.0 | 5 | 5.5 | 9 | 9.5 | 10 | 10.5 | 5 | 5.5 |
| WALDO | 4 | 4.0 | 7 | 5.5 | 7 | 4.0 | 4 | 3.0 | 8 | 8.5 | 4 | 7.5 |
| WASHINGTON | 7 | 5.0 | 15 | 11.5 | 11 | 6.0 | 7 | 7.5 | 6 | 3.0 | 4 | 4.0 |
| YORK | 51 | 47.5 | 33 | 27.0 | 26 | 26.0 | 12 | 8.5 | 31 | 29.0 | 11 | 10.0 |
| STATE TOTAL | 286 | 233.5 | 258 | 233.0 | 193 | 168.5 | 201 | 193.0 | 178 | 171.5 | 171 | 204.0 |

* - Includes cases filed and refiled

- In the years prior to 1984, the statistical definition of non-jury trials may have been interpreted differently throughout the state. It is not known whether this discrepancy has significantly skewed the number of trials reported.

SUPERIOR COURT
AGE OF PENDING CASELOAD
1985

NUMBER OF CASES FROM FILING OR REFILING TO REPORTING DATE

| | 0-90 Days | 91-180 Days | 181-270 Days | 271 days to 1 Yr. | 1 Yr. - 2 Yrs. | 2 Yrs. - 3 Yrs. | 3 Yrs. - 5 Yrs. | 5 Yrs. - & Up | Total # of Cases | Average # of Days |
|--------------|--------------|----------------|-----------------|----------------------|-------------------|--------------------|--------------------|------------------|------------------------|-------------------------|
| ANDROSCOGGIN | 125 | 92 | 83 | 87 | 257 | 102 | 69 | 23 | 838 | 526 |
| AROOSTOOK | 78 | 51 | 45 | 51 | 97 | 67 | 43 | 15 | 447 | 535 |
| CUMBERLAND | 304 | 261 | 208 | 173 | 460 | 229 | 196 | 90 | 1,921 | 544 |
| FRANKLIN | 12 | 19 | 14 | 13 | 39 | 21 | 13 | 5 | 136 | 588 |
| HANCOCK | 47 | 33 | 26 | 32 | 88 | 49 | 40 | 14 | 329 | 616 |
| KENNEBEC | 132 | 111 | 81 | 76 | 173 | 80 | 55 | 22 | 730 | 480 |
| KNOX | 28 | 25 | 22 | 24 | 43 | 22 | 10 | 3 | 177 | 460 |
| LINCOLN | 23 | 19 | 22 | 22 | 57 | 23 | 20 | 4 | 190 | 547 |
| OXFORD | 41 | 44 | 29 | 21 | 56 | 31 | 20 | 5 | 247 | 483 |
| PENOBSCOT | 121 | 116 | 126 | 117 | 251 | 120 | 83 | 32 | 966 | 534 |
| PISCATAQUIS | 2 | 6 | 5 | 5 | 16 | 12 | 6 | 3 | 55 | 679 |
| SAGadahoc | 42 | 15 | 35 | 20 | 76 | 37 | 14 | 5 | 244 | 512 |
| SOMERSET | 51 | 41 | 33 | 21 | 76 | 47 | 27 | 4 | 300 | 494 |
| WALDO | 18 | 13 | 21 | 23 | 47 | 13 | 10 | 1 | 146 | 458 |
| WASHINGTON | 27 | 23 | 21 | 7 | 52 | 24 | 18 | 6 | 178 | 564 |
| YORK | 163 | 149 | 93 | 98 | 272 | 179 | 115 | 27 | 1,096 | 548 |
| STATE TOTAL | 1,214 | 1,018 | 864 | 790 | 2,060 | 1,056 | 739 | 259 | 8,000 | 532 |

SUPERIOR COURT
AVERAGE TIME TO JURY TRIAL*

AVERAGE NUMBER OF DAYS FROM FILING OR REFILING TO JURY TRIAL

| | 1980 | | 1981 | | 1982 | | 1983 | | 1984 | | 1985 | |
|--------------|------------------|--------------------|------------------|--------------------|------------------|--------------------|------------------|--------------------|------------------|--------------------|------------------|--------------------|
| | # OF JURY TRIALS | AVG. DAYS TO TRIAL | # OF JURY TRIALS | AVG. DAYS TO TRIAL | # OF JURY TRIALS | AVG. DAYS TO TRIAL | # OF JURY TRIALS | AVG. DAYS TO TRIAL | # OF JURY TRIALS | AVG. DAYS TO TRIAL | # OF JURY TRIALS | AVG. DAYS TO TRIAL |
| ANDROSCOGGIN | 11 | 973 | 16 | 1,089 | 26 | 1,156 | 17 | 1,034 | 13 | 1,138 | 29 | 1,222 |
| AROOSTOOK | 9 | 707 | 6 | 1,138 | 18 | 714 | 25 | 909 | 21 | 639 | 17 | 785 |
| CUMBERLAND | 33 | 871 | 34 | 927 | 32 | 1,249 | 50 | 1,179 | 41 | 1,222 | 41 | 1,061 |
| FRANKLIN | 2 | 785 | 7 | 989 | 8 | 737 | 4 | 1,187 | 4 | 1,024 | 8 | 922 |
| HANCOCK | 6 | 495 | 6 | 809 | 6 | 1,495 | 7 | 977 | 11 | 885 | 8 | 1,096 |
| KENNEBEC | 15 | 803 | 18 | 1,025 | 22 | 973 | 13 | 873 | 21 | 1,045 | 19 | 1,159 |
| KNOX | 8 | 945 | 8 | 1,343 | 7 | 1,215 | 8 | 1,196 | 13 | 773 | 6 | 620 |
| LINCOLN | 4 | 501 | 4 | 585 | 4 | 767 | 8 | 508 | 5 | 534 | 5 | 1,095 |
| OXFORD | 4 | 1,144 | 1 | 459 | 5 | 958 | 8 | 591 | 6 | 679 | 8 | 899 |
| PENOBSCOT | 15 | 619 | 20 | 726 | 20 | 783 | 19 | 773 | 13 | 855 | 22 | 1,037 |
| PISCATAQUIS | 0 | ---- | 0 | ---- | 2 | 871 | 0 | ---- | 0 | ---- | 3 | 1,134 |
| SAGADAHOC | 8 | 424 | 6 | 416 | 5 | 671 | 7 | 943 | 5 | 665 | 8 | 672 |
| SOMERSET | 10 | 654 | 8 | 813 | 11 | 571 | 14 | 821 | 6 | 478 | 9 | 577 |
| WALDO | 3 | 771 | 5 | 927 | 4 | 890 | 8 | 1,180 | 4 | 822 | 2 | 1,437 |
| WASHINGTON | 9 | 827 | 8 | 816 | 4 | 457 | 2 | 613 | 3 | 540 | 6 | 1,304 |
| YORK | 19 | 737 | 26 | 815 | 27 | 820 | 15 | 730 | 27 | 826 | 27 | 819 |
| STATE TOTAL | 156 | 766 | 173 | 898 | 201 | 946 | 205 | 951 | 193 | 909 | 218 | 993 |

* Includes the disposition of cases filed and refiled

**SUPERIOR COURT
AVERAGE TIME TO DISPOSITION***

AVERAGE NUMBER OF DAYS FROM FILING OR REFILING TO DISPOSITION

| COURT | 1980 | 1981 | 1982 | 1983 | 1984 | 1985 |
|--------------|------|------|------|------|------|------|
| ANDROSCOGGIN | 510 | 541 | 619 | 587 | 603 | 657 |
| AROOSTOOK | 581 | 574 | 504 | 550 | 623 | 509 |
| CUMBERLAND | 517 | 497 | 571 | 602 | 574 | 560 |
| FRANKLIN | 269 | 610 | 561 | 519 | 442 | 566 |
| HANCOCK | 452 | 567 | 549 | 595 | 688 | 579 |
| KENNEBEC | 572 | 573 | 572 | 540 | 540 | 495 |
| KNOX | 551 | 606 | 516 | 528 | 460 | 501 |
| LINCOLN | 405 | 454 | 491 | 375 | 494 | 536 |
| OXFORD | 552 | 464 | 573 | 468 | 493 | 541 |
| PENOBSCOT | 490 | 443 | 615 | 551 | 541 | 609 |
| PISCATAQUIS | 432 | 519 | 488 | 435 | 543 | 501 |
| SAGadahoc | 487 | 499 | 536 | 580 | 601 | 634 |
| SOMERSET | 513 | 390 | 426 | 462 | 403 | 470 |
| WALDO | 495 | 581 | 583 | 635 | 481 | 619 |
| WASHINGTON | 493 | 524 | 417 | 626 | 546 | 755 |
| YORK | 527 | 499 | 436 | 562 | 568 | 537 |
| STATE TOTAL | 515 | 515 | 547 | 560 | 559 | 564 |

* Includes the disposition of cases filed and refiled

SUPERIOR COURT
ACTUAL TIME TO DISPOSITION*
1985

NUMBER OF CASES FROM FILING OR REFILING TO PRE-TRIAL MEMO

| | 0-90 Days | 91-180 Days | 181-270 Days | 271 days to 1 Yr. | 1 Yr. - Up | Average # of Days |
|--------------|--------------|----------------|-----------------|----------------------|---------------|----------------------|
| ANDROSCOGGIN | 62 | 33 | 41 | 19 | 103 | 369 |
| AROOSTOOK | 34 | 16 | 10 | 10 | 30 | 322 |
| CUMBERLAND | 53 | 77 | 58 | 54 | 185 | 399 |
| FRANKLIN | 8 | 5 | 7 | 3 | 12 | 335 |
| HANCOCK | 13 | 9 | 13 | 8 | 26 | 381 |
| KENNEBEC | 40 | 24 | 14 | 17 | 63 | 419 |
| KNOX | 7 | 5 | 7 | 5 | 15 | 397 |
| LINCOLN | 9 | 3 | 3 | 0 | 16 | 467 |
| OXFORD | 10 | 8 | 7 | 6 | 14 | 291 |
| PENOBSCOT | 31 | 36 | 37 | 22 | 57 | 322 |
| PISCATAQUIS | 2 | 1 | 1 | 2 | 8 | 404 |
| SAGadahoc | 6 | 3 | 6 | 5 | 14 | 466 |
| SOMERSET | 10 | 17 | 6 | 13 | 31 | 386 |
| WALDO | 3 | 5 | 2 | 5 | 17 | 636 |
| WASHINGTON | 5 | 8 | 4 | 4 | 14 | 422 |
| YORK | 25 | 38 | 29 | 22 | 69 | 382 |
| STATE TOTAL | 318 | 288 | 245 | 195 | 674 | 384 |

NUMBER OF CASES FROM PRE-TRIAL MEMO TO PRE-TRIAL CONFERENCE

| | 0-90 Days | 91-180 Days | 181-270 Days | 271 days to 1 Yr. | 1 Yr. - Up | Average # of Days |
|--------------|--------------|----------------|-----------------|----------------------|---------------|----------------------|
| ANDROSCOGGIN | 4 | 12 | 25 | 25 | 114 | 424 |
| AROOSTOOK | 31 | 31 | 13 | 3 | 4 | 153 |
| CUMBERLAND | 15 | 26 | 139 | 48 | 68 | 291 |
| FRANKLIN | 13 | 10 | 5 | 0 | 1 | 143 |
| HANCOCK | 13 | 34 | 10 | 4 | 3 | 166 |
| KENNEBEC | 98 | 16 | 12 | 3 | 10 | 116 |
| KNOX | 17 | 8 | 4 | 1 | 0 | 108 |
| LINCOLN | 14 | 7 | 1 | 0 | 0 | 94 |
| OXFORD | 5 | 19 | 15 | 4 | 2 | 179 |
| PENOBSCOT | 14 | 78 | 41 | 3 | 7 | 175 |
| PISCATAQUIS | 3 | 4 | 1 | 0 | 0 | 116 |
| SAGadahoc | 14 | 16 | 0 | 0 | 1 | 113 |
| SOMERSET | 27 | 19 | 6 | 3 | 5 | 178 |
| WALDO | 7 | 14 | 6 | 0 | 0 | 140 |
| WASHINGTON | 18 | 6 | 3 | 0 | 1 | 105 |
| YORK | 37 | 70 | 19 | 4 | 15 | 171 |
| STATE TOTAL | 330 | 370 | 300 | 98 | 231 | 219 |

* - Includes the disposition of cases filed and refiled
- See narrative on page 50 for explanation of this table

**SUPERIOR COURT
ACTUAL TIME TO DISPOSITION*
1985**

NUMBER OF CASES FROM PRE-TRIAL CONFERENCE TO JURY TRIAL

| | 0-90 Days | 91-180 Days | 181-270 Days | 271 days to 1 Yr. | 1 Yr. - Up | Average # of Days |
|--------------------|--------------|----------------|-----------------|----------------------|---------------|----------------------|
| ANDROSCOGGIN | 0 | 4 | 12 | 7 | 6 | 290 |
| AROSTOOK | 1 | 6 | 2 | 2 | 4 | 290 |
| CUMBERLAND | 0 | 1 | 2 | 4 | 25 | 471 |
| FRANKLIN | 0 | 0 | 0 | 1 | 7 | 498 |
| HANCOCK | 0 | 0 | 1 | 2 | 4 | 534 |
| KENNEBEC | 0 | 3 | 7 | 2 | 7 | 331 |
| KNOX | 2 | 0 | 0 | 2 | 2 | 270 |
| LINCOLN | 0 | 1 | 2 | 1 | 1 | 341 |
| OXFORD | 1 | 0 | 3 | 0 | 4 | 343 |
| PENOBSCOT | 0 | 2 | 5 | 6 | 9 | 437 |
| PISCATAQUIS | 1 | 0 | 0 | 0 | 2 | 347 |
| SAGadahoc | 0 | 2 | 2 | 2 | 1 | 256 |
| SOMERSET | 3 | 4 | 0 | 1 | 1 | 157 |
| WALDO | 1 | 0 | 1 | 0 | 0 | 128 |
| WASHINGTON | 1 | 0 | 1 | 0 | 4 | 388 |
| YORK | 3 | 7 | 5 | 3 | 8 | 306 |
| STATE TOTAL | 13 | 30 | 43 | 33 | 85 | 355 |

NUMBER OF CASES FROM PRE-TRIAL CONFERENCE TO NON-JURY TRIAL

| | 0-90 Days | 91-180 Days | 181-270 Days | 271 days to 1 Yr. | 1 Yr. - Up | Average # of Days |
|--------------------|--------------|----------------|-----------------|----------------------|---------------|----------------------|
| ANDROSCOGGIN | 2 | 5 | 6 | 2 | 3 | 243 |
| AROSTOOK | 3 | 2 | 1 | 0 | 3 | 244 |
| CUMBERLAND | 6 | 9 | 5 | 3 | 6 | 218 |
| FRANKLIN | 0 | 0 | 1 | 1 | 3 | 595 |
| HANCOCK | 2 | 0 | 1 | 1 | 1 | 231 |
| KENNEBEC | 1 | 3 | 2 | 1 | 5 | 472 |
| KNOX | 0 | 2 | 2 | 0 | 2 | 282 |
| LINCOLN | 0 | 1 | 1 | 1 | 1 | 334 |
| OXFORD | 0 | 2 | 1 | 0 | 1 | 282 |
| PENOBSCOT | 0 | 2 | 4 | 2 | 4 | 325 |
| PISCATAQUIS | 0 | 0 | 0 | 0 | 0 | 0 |
| SAGadahoc | 0 | 0 | 0 | 1 | 0 | 362 |
| SOMERSET | 0 | 2 | 1 | 0 | 1 | 266 |
| WALDO | 0 | 0 | 1 | 1 | 1 | 334 |
| WASHINGTON | 2 | 0 | 0 | 0 | 1 | 228 |
| YORK | 2 | 4 | 3 | 1 | 1 | 175 |
| STATE TOTAL | 18 | 32 | 29 | 14 | 33 | 284 |

* - Includes the disposition of cases filed and refiled
- See narrative on page 50 for explanation of this table

SUPERIOR COURT
ACTUAL TIME TO DISPOSITION*
1985

NUMBER OF CASES FROM FILING OR REFILING TO DISPOSITION

| | 0-90 Days | 91-180 Days | 181-270 Days | 271 days to 1 Yr. | 1 Yr. - 2 Yrs. | 2 Yrs. - 3 Yrs. | 3 Yrs. - 5 Yrs. | 5 Yrs. - & Up | Total # of Cases | Average # of Days |
|--------------|--------------|----------------|-----------------|----------------------|-------------------|--------------------|--------------------|------------------|------------------------|-------------------------|
| ANDROSCOGGIN | 114 | 54 | 47 | 45 | 106 | 181 | 105 | 20 | 672 | 657 |
| AROOSTOOK | 51 | 41 | 49 | 30 | 98 | 34 | 24 | 14 | 341 | 509 |
| CUMBERLAND | 247 | 192 | 135 | 116 | 345 | 294 | 156 | 39 | 1524 | 560 |
| FRANKLIN | 25 | 16 | 8 | 9 | 22 | 29 | 12 | 3 | 124 | 566 |
| HANCOCK | 28 | 24 | 19 | 12 | 44 | 26 | 21 | 9 | 183 | 579 |
| KENNEBEC | 140 | 115 | 67 | 54 | 131 | 77 | 54 | 25 | 663 | 495 |
| KNOX | 35 | 26 | 8 | 12 | 31 | 35 | 12 | 4 | 163 | 501 |
| LINCOLN | 21 | 17 | 14 | 9 | 21 | 24 | 12 | 3 | 121 | 536 |
| OXFORD | 34 | 22 | 25 | 21 | 42 | 48 | 17 | 5 | 214 | 541 |
| PENOBSCOT | 91 | 56 | 50 | 45 | 122 | 121 | 35 | 22 | 542 | 609 |
| PISCATAQUIS | 12 | 5 | 2 | 0 | 9 | 8 | 3 | 1 | 40 | 501 |
| SAGADAHOC | 21 | 16 | 6 | 13 | 26 | 30 | 12 | 7 | 131 | 634 |
| SOMERSET | 55 | 43 | 23 | 21 | 53 | 24 | 29 | 5 | 253 | 470 |
| WALDO | 15 | 12 | 9 | 9 | 18 | 16 | 8 | 8 | 95 | 619 |
| WASHINGTON | 25 | 13 | 12 | 12 | 26 | 28 | 32 | 12 | 160 | 755 |
| YORK | 115 | 97 | 62 | 53 | 145 | 116 | 69 | 16 | 673 | 537 |
| STATE TOTAL | 1029 | 749 | 536 | 461 | 1239 | 1091 | 601 | 193 | 5899 | 564 |

* - Includes the disposition of cases filed and refiled
- See narrative on page 50 for explanation of this table

CIVIL DEFINITIONS

REFILING:

These are matters which have been previously disposed and which have been brought before the Superior Court for further action. For statistical purposes, such matters are limited to the following circumstances:

1. When a case remanded to the District Court returns to the Superior Court for further action.
2. When a case appealed to the Law Court returns to the Superior Court for further action.
3. When a mistrial occurs and a second trial is required; when a motion for a new trial is granted; or when a case, for any other reason, requires a trial after its original disposition.
4. When a motion for relief from judgment is granted, or a case is reinstated on the docket after judgment has been entered (Rule 60(b)).

TYPE OF CASE:

1. Damages: An action in which claim for relief is based on physical damage to property or reputation.
2. Personal Injury: An action in which claim for relief is based on physical or mental injury.
3. Contract: An action in which claim for relief arises out of alleged violation of an agreement, including cases commonly referred to as agreements and promissory notes.
4. Divorce: An action brought in order to dissolve a marriage.
5. Traffic Infraction Appeals: A Superior Court review of a District Court decision under Title 29.
6. Habeas Corpus: The demand of a party to be released from alleged illegal confinement. Pursuant to 15 M.R.S.A. §2129 effective July 1, 1980, petitions for post-conviction relief became criminal proceedings.
7. Other Appeals from District Court: A Superior Court review of an action decided in District Court, with the exception of traffic infractions.
8. Other: An action which is not included in any of the above categories (e.g., quiet title, legal separation, mechanic's lien, Rule 80B Appeals).

TYPE OF DISPOSITION:

1. Default Judgment: The justice or clerk of court enters a judgment resulting from the failure of the defendant to take a necessary step under the civil rules.

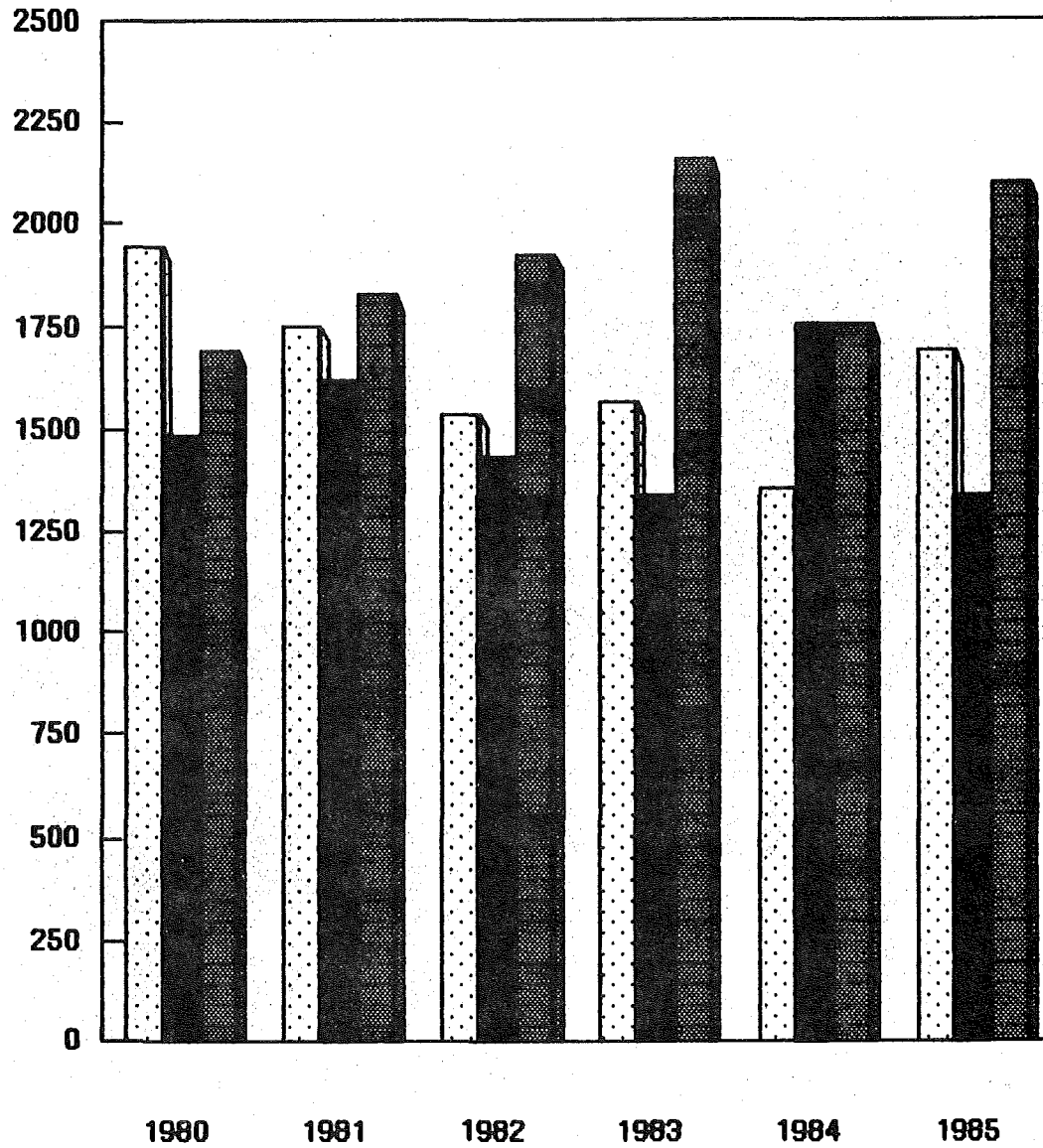
2. Rule 41(a): A voluntary dismissal of the plaintiff or stipulation of all the parties.
3. Rule 41(b): A dismissal on court order for failure to take significant action in a case for two years.
4. Dismissal: A judicial determination of dismissal after a motion and hearing.
5. Summary Judgment: A judgment rendered on the basis of the pleadings.
6. Final Order: An order entered to dispose of an habitual offender, URESA, reference case, or Proforma Decree.
7. Divorce Decree: A court decree issued to dissolve a marriage.
8. Appeal Sustained: A judicial decision reversing the judgment entered in the District Court.
9. Appeal Denied: A judicial decision upholding the judgment entered in the District Court.
10. Writ Denied: Denial of a Writ of Habeas Corpus.
11. Writ Granted: Granting of a Writ of Habeas Corpus.
12. Court Finding: A judgment entered by a justice in a court (non jury) trial.
13. Jury Verdict: A disposition rendered by a jury.
14. Directed Verdict: A direction by the justice to the jury to make a specific finding.
15. Multiple Judgments: Cases consolidated for jury or jury waived trial.
16. Other: A disposition which is not included in any of the above categories (e.g., change of venue).

SUPERIOR COURT

URESA CASELOAD

SUPERIOR COURT URESA CASELOAD

NUMBER OF CASES



FILINGS



DISPOSITIONS



PENDING AS OF
DECEMBER 31ST



**SUPERIOR COURT
URESА FILINGS SUMMARY***

| COURT LOCATION | 1980 | 1981 | 1982 | 1983 | 1984 | 1985 | % CHANGE 1980-1985 | % CHANGE 1984-1985 |
|-------------------|-------|-------|-------|-------|-------|-------|-----------------------|-----------------------|
| ANDROSCOGGIN | 117 | 122 | 124 | 89 | 118 | 134 | 14.5 | 13.6 |
| AROOSTOOK | 167 | 144 | 120 | 129 | 113 | 157 | -6.0 | 38.9 |
| CUMBERLAND | 330 | 283 | 259 | 273 | 222 | 237 | -28.2 | 6.8 |
| FRANKLIN | 42 | 41 | 47 | 30 | 29 | 36 | -14.3 | 24.1 |
| HANCOCK | 79 | 64 | 71 | 63 | 59 | 62 | -21.5 | 5.1 |
| KENNEBEC | 171 | 151 | 114 | 160 | 113 | 147 | -14.0 | 30.1 |
| KNOX | 51 | 58 | 48 | 58 | 46 | 63 | 23.5 | 37.0 |
| LINCOLN | 30 | 30 | 21 | 26 | 25 | 43 | 43.3 | 72.0 |
| OXFORD | 98 | 76 | 76 | 62 | 57 | 91 | -7.1 | 59.6 |
| PENOBSCOT | 243 | 243 | 204 | 203 | 167 | 213 | -12.3 | 27.5 |
| PISCATAQUIS | 36 | 33 | 31 | 29 | 32 | 30 | -16.7 | -6.2 |
| SAGADAHOC | 62 | 55 | 40 | 56 | 36 | 39 | -37.1 | 8.3 |
| SOMERSET | 104 | 68 | 93 | 82 | 64 | 106 | 1.9 | 65.6 |
| WALDO | 59 | 51 | 36 | 51 | 45 | 43 | -27.1 | -4.4 |
| WASHINGTON | 70 | 75 | 59 | 74 | 62 | 73 | 4.3 | 17.7 |
| YORK | 285 | 255 | 195 | 180 | 162 | 212 | -25.6 | 30.9 |
| STATE TOTAL | 1,944 | 1,749 | 1,538 | 1,565 | 1,350 | 1,686 | -13.3 | 24.9 |

* URESA: Uniform Reciprocal Enforcement of Support Act

**SUPERIOR COURT
URESAs DISPOSITIONS SUMMARY***

| COURT LOCATION | 1980 | 1981 | 1982 | 1983 | 1984 | 1985 | % CHANGE 1980-1985 | % CHANGE 1984-1985 |
|-------------------|-------|-------|-------|-------|-------|-------|-----------------------|-----------------------|
| ANDROSCOGGIN | 92 | 98 | 102 | 96 | 173 | 58 | -37.0 | -66.5 |
| AROOSTOOK | 204 | 137 | 127 | 120 | 114 | 149 | -27.0 | 30.7 |
| CUMBERLAND | 229 | 223 | 294 | 196 | 407 | 211 | -7.9 | -48.2 |
| FRANKLIN | 29 | 32 | 42 | 23 | 25 | 50 | 72.4 | 100.0 |
| HANCOCK | 54 | 72 | 38 | 85 | 65 | 33 | -38.9 | -49.2 |
| KENNEBEC | 94 | 258 | 91 | 109 | 113 | 115 | 22.3 | 1.8 |
| KNOX | 33 | 53 | 44 | 37 | 69 | 40 | 21.2 | -42.0 |
| LINCOLN | 30 | 19 | 19 | 26 | 24 | 28 | -6.7 | 16.7 |
| OXFORD | 91 | 68 | 63 | 48 | 58 | 84 | -7.7 | 44.8 |
| PENOBSCOT | 189 | 155 | 191 | 181 | 173 | 252 | 33.3 | 45.7 |
| PISCATAQUIS | 12 | 57 | 24 | 24 | 20 | 15 | 25.0 | -25.0 |
| SAGADAHOC | 37 | 48 | 41 | 35 | 72 | 36 | -2.7 | -50.0 |
| SOMERSET | 94 | 74 | 78 | 81 | 77 | 60 | -36.2 | -22.1 |
| WALDO | 32 | 53 | 40 | 47 | 51 | 37 | 15.6 | -27.5 |
| WASHINGTON | 45 | 64 | 64 | 79 | 69 | 58 | 28.9 | -15.9 |
| YORK | 220 | 205 | 178 | 149 | 243 | 111 | -49.5 | -54.3 |
| STATE TOTAL | 1,485 | 1,616 | 1,436 | 1,336 | 1,753 | 1,337 | -10.0 | -23.7 |

* URESA: Uniform Reciprocal Enforcement of Support Act

SUPERIOR COURT
URESА PENDING CASELOAD SUMMARY*

| COURT LOCATION | 1980 | 1981 | 1982 | 1983 | 1984 | 1985 | % CHANGE 1980-1985 | % CHANGE 1984-1985 |
|-------------------|-------|-------|-------|-------|-------|-------|-----------------------|-----------------------|
| ANDROSCOGGIN | 105 | 129 | 151 | 144 | 89 | 165 | 57.1 | 85.4 |
| AROOSTOOK | 23 | 30 | 23 | 32 | 31 | 39 | 69.6 | 25.8 |
| CUMBERLAND | 358 | 418 | 383 | 460 | 275 | 301 | -15.9 | 9.5 |
| FRANKLIN | 27 | 36 | 41 | 48 | 52 | 38 | 40.7 | -26.9 |
| HANCOCK | 65 | 57 | 90 | 68 | 62 | 91 | 40.0 | 46.8 |
| KENNEBEC | 276 | 169 | 192 | 243 | 243 | 275 | -.4 | 13.2 |
| KNOX | 52 | 57 | 61 | 82 | 59 | 82 | 57.7 | 39.0 |
| LINCOLN | 23 | 34 | 36 | 36 | 37 | 52 | 126.1 | 40.5 |
| OXFORD | 63 | 71 | 84 | 98 | 97 | 104 | 65.1 | 7.2 |
| PENOBSCOT | 266 | 354 | 367 | 389 | 383 | 344 | 29.3 | -10.2 |
| PISCATAQUIS | 43 | 19 | 26 | 31 | 43 | 58 | 34.9 | 34.9 |
| SAGADAHOC | 65 | 72 | 71 | 92 | 56 | 59 | -9.2 | 5.4 |
| SOMERSET | 48 | 42 | 57 | 58 | 45 | 91 | 89.6 | 102.2 |
| WALDO | 43 | 41 | 37 | 41 | 35 | 41 | -4.7 | 17.1 |
| WASHINGTON | 60 | 71 | 66 | 61 | 54 | 69 | 15.0 | 27.8 |
| YORK | 174 | 224 | 241 | 272 | 191 | 292 | 67.8 | 52.9 |
| STATE TOTAL | 1,691 | 1,824 | 1,926 | 2,155 | 1,752 | 2,101 | 24.2 | 19.9 |

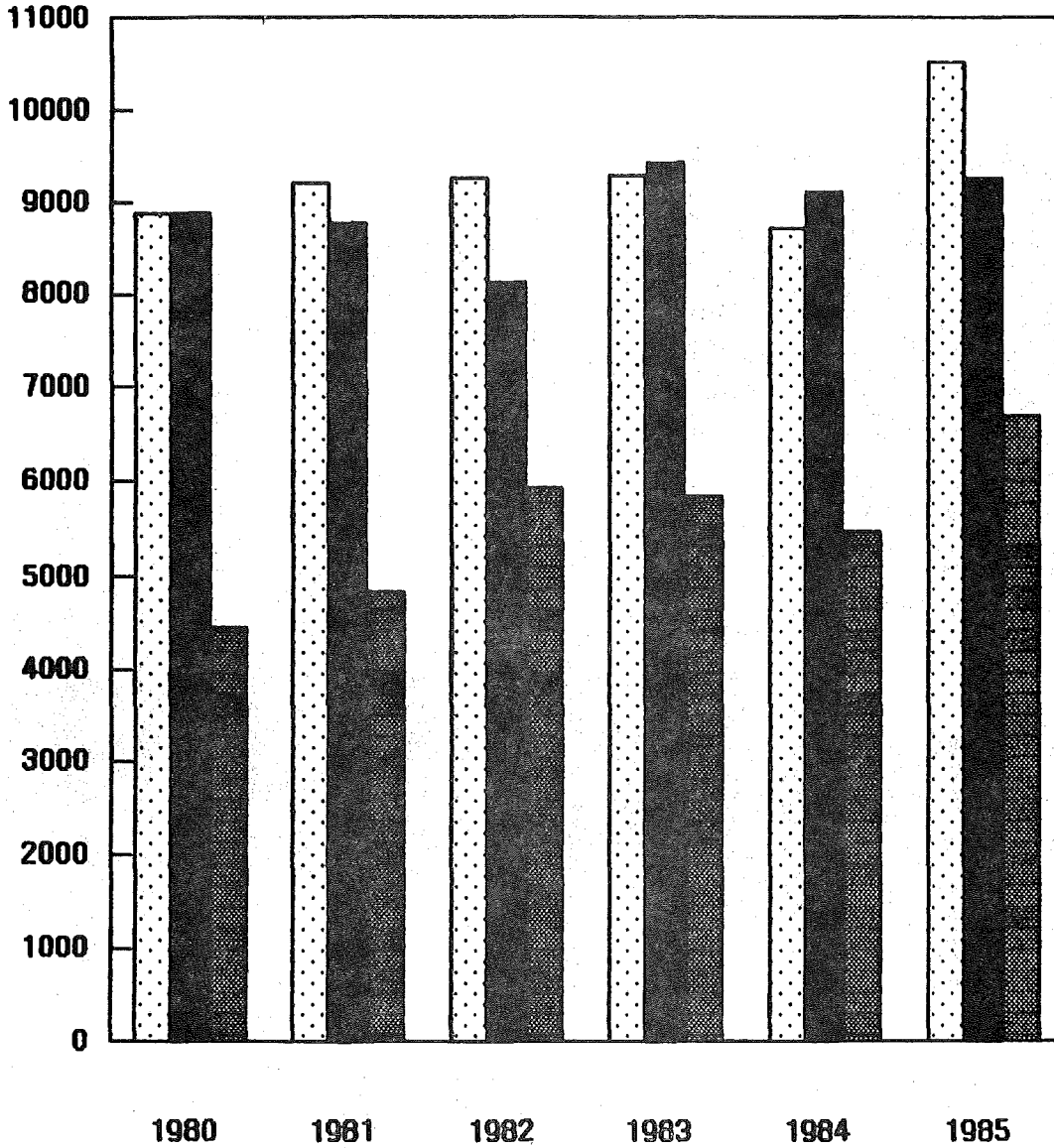
* URESA: Uniform Reciprocal Enforcement of Support Act

SUPERIOR COURT

CRIMINAL CASELOAD

SUPERIOR COURT CRIMINAL CASELOAD

NUMBER OF CASES



FILINGS



DISPOSITIONS



PENDING AS OF
DECEMBER 31ST



**SUPERIOR COURT
CRIMINAL FILINGS SUMMARY***

| COURT LOCATION | 1980 | 1981 | 1982 | 1983 | 1984 | 1985 | % CHANGE 1980-1985 | % CHANGE 1984-1985 |
|-------------------|-------|-------|-------|-------|-------|--------|-----------------------|-----------------------|
| ANDROSCOGGIN | 553 | 444 | 689 | 667 | 700 | 784 | 41.8 | 12.0 |
| AROOSTOOK | 673 | 784 | 649 | 585 | 408 | 426 | -36.7 | 4.4 |
| CUMBERLAND | 1,649 | 1,947 | 1,783 | 1,872 | 1,749 | 2,222 | 34.7 | 27.0 |
| FRANKLIN | 438 | 430 | 423 | 414 | 422 | 526 | 20.1 | 24.6 |
| HANCOCK | 200 | 212 | 244 | 230 | 242 | 236 | 18.0 | -2.5 |
| KENNEBEC | 709 | 697 | 966 | 841 | 778 | 882 | 24.4 | 13.4 |
| KNOX | 380 | 365 | 382 | 438 | 587 | 649 | 70.8 | 10.6 |
| LINCOLN | 228 | 284 | 272 | 354 | 311 | 357 | 56.6 | 14.8 |
| OXFORD | 326 | 313 | 439 | 341 | 268 | 469 | 43.9 | 75.0 |
| PENOBSCOT | 850 | 695 | 758 | 789 | 711 | 851 | .1 | 19.7 |
| PISCATAQUIS | 135 | 113 | 152 | 133 | 110 | 125 | -7.4 | 13.6 |
| SAGADAHOE | 304 | 251 | 254 | 295 | 296 | 383 | 26.0 | 29.4 |
| SOMERSET | 975 | 1,017 | 767 | 815 | 804 | 827 | -15.2 | 2.9 |
| WALDO | 137 | 219 | 235 | 268 | 245 | 247 | 80.3 | .8 |
| WASHINGTON | 183 | 232 | 190 | 321 | 281 | 273 | 49.2 | -2.8 |
| YORK | 1,126 | 1,186 | 1,072 | 940 | 817 | 1,251 | 11.1 | 53.1 |
| STATE TOTAL | 8,866 | 9,189 | 9,275 | 9,303 | 8,729 | 10,508 | 18.5 | 20.4 |

* - Includes cases filed and refiled
- Cases counted by docket number

SUPERIOR COURT
CRIMINAL DISPOSITIONS SUMMARY*

| COURT LOCATION | 1980 | 1981 | 1982 | 1983 | 1984 | 1985 | % CHANGE 1980-1985 | % CHANGE 1984-1985 |
|-------------------|-------|-------|-------|-------|-------|-------|-----------------------|-----------------------|
| ANDROSCOGGIN | 439 | 481 | 562 | 694 | 678 | 707 | 61.0 | 4.3 |
| AROOSTOOK | 663 | 814 | 674 | 655 | 488 | 404 | -39.1 | -17.2 |
| CUMBERLAND | 1,721 | 1,654 | 1,586 | 1,972 | 1,806 | 1,834 | 6.6 | 1.6 |
| FRANKLIN | 408 | 423 | 375 | 444 | 373 | 500 | 22.5 | 34.0 |
| HANCOCK | 203 | 200 | 182 | 270 | 178 | 272 | 34.0 | 52.8 |
| KENNEBEC | 748 | 696 | 808 | 946 | 836 | 790 | 5.6 | -5.5 |
| KNOX | 351 | 385 | 331 | 384 | 511 | 569 | 62.1 | 11.4 |
| LINCOLN | 217 | 266 | 187 | 237 | 339 | 380 | 75.1 | 12.1 |
| OXFORD | 300 | 301 | 321 | 326 | 326 | 402 | 34.0 | 23.3 |
| PENOBSCOT | 867 | 739 | 767 | 758 | 837 | 704 | -18.8 | -15.9 |
| PISCATAQUIS | 85 | 141 | 147 | 113 | 94 | 172 | 102.4 | 83.0 |
| SAGadahoc | 242 | 267 | 203 | 193 | 366 | 345 | 42.6 | -5.7 |
| SOMERSET | 1,032 | 972 | 709 | 862 | 745 | 763 | -26.1 | 2.4 |
| WALDO | 192 | 205 | 186 | 214 | 309 | 193 | .5 | -37.5 |
| WASHINGTON | 250 | 197 | 147 | 309 | 265 | 274 | 9.6 | 3.4 |
| YORK | 1,167 | 1,052 | 963 | 1,048 | 957 | 939 | -19.5 | -1.9 |
| STATE TOTAL | 8,885 | 8,793 | 8,148 | 9,425 | 9,108 | 9,248 | 4.1 | 1.5 |

* - Includes the disposition of cases filed and refiled

- Cases counted by docket number

**SUPERIOR COURT
CRIMINAL PENDING CASELOAD SUMMARY***

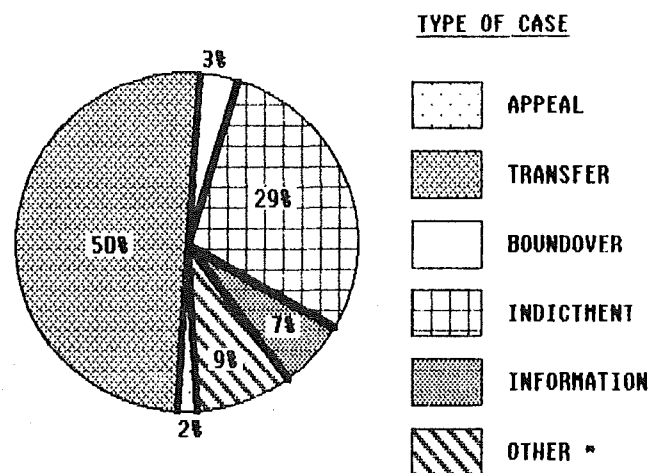
| COURT LOCATION | 1980 | 1981 | 1982 | 1983 | 1984 | 1985 | % CHANGE 1980-1985 | % CHANGE 1984-1985 |
|-------------------|-------|-------|-------|-------|-------|-------|-----------------------|-----------------------|
| ANDROSCOGGIN | 406 | 369 | 496 | 469 | 491 | 568 | 39.9 | 15.7 |
| AROOSTOOK | 441 | 411 | 386 | 316 | 236 | 258 | -41.5 | 9.3 |
| CUMBERLAND | 713 | 1,006 | 1,203 | 1,103 | 1,046 | 1,434 | 101.1 | 37.1 |
| FRANKLIN | 165 | 172 | 220 | 190 | 239 | 265 | 60.6 | 10.9 |
| HANCOCK | 134 | 146 | 208 | 168 | 232 | 196 | 46.3 | -15.5 |
| KENNEBEC | 419 | 420 | 578 | 473 | 415 | 507 | 21.0 | 22.2 |
| KNOX | 191 | 171 | 222 | 276 | 352 | 432 | 126.2 | 22.7 |
| LINCOLN | 82 | 100 | 185 | 302 | 274 | 251 | 206.1 | -8.4 |
| OXFORD | 188 | 200 | 318 | 333 | 275 | 342 | 81.9 | 24.4 |
| PENOBSCOT | 431 | 387 | 378 | 409 | 283 | 430 | -.2 | 51.9 |
| PISCATAQUIS | 122 | 94 | 99 | 119 | 135 | 88 | -27.9 | -34.8 |
| SAGadahoc | 122 | 106 | 157 | 259 | 189 | 227 | 86.1 | 20.1 |
| SOMERSET | 292 | 337 | 395 | 348 | 407 | 471 | 61.3 | 15.7 |
| WALDO | 113 | 127 | 176 | 230 | 166 | 220 | 94.7 | 32.5 |
| WASHINGTON | 119 | 154 | 197 | 209 | 225 | 224 | 88.2 | -.4 |
| YORK | 504 | 638 | 747 | 639 | 499 | 811 | 60.9 | 62.5 |
| STATE TOTAL | 4,442 | 4,838 | 5,965 | 5,843 | 5,464 | 6,724 | 51.4 | 23.1 |

* - Includes cases filed and refiled
- Cases counted by docket number

SUPERIOR COURT
CRIMINAL FILINGS AND DISPOSITIONS
BY TYPE OF CASE*

| | FILINGS | | | | | | DISPOSITIONS | | | | | |
|--------------------|---------|-------|-------|-------|-------|--------|--------------|-------|-------|-------|-------|-------|
| | 1980 | 1981 | 1982 | 1983 | 1984 | 1985 | 1980 | 1981 | 1982 | 1983 | 1984 | 1985 |
| STATE TOTAL | 8,866 | 9,189 | 9,275 | 9,303 | 8,729 | 10,508 | 8,885 | 8,793 | 8,148 | 9,425 | 9,108 | 9,248 |
| BAIL REVIEW | 234 | 210 | 222 | 159 | 200 | 273 | 233 | 216 | 223 | 156 | 199 | 261 |
| TRANSFER | 3,976 | 4,054 | 4,653 | 4,671 | 4,274 | 5,296 | 4,121 | 3,888 | 3,802 | 4,758 | 4,592 | 4,717 |
| APPEAL | 778 | 732 | 259 | 161 | 127 | 158 | 888 | 734 | 441 | 219 | 192 | 139 |
| BOUNDOVER | 428 | 544 | 464 | 432 | 253 | 356 | 362 | 471 | 476 | 475 | 326 | 335 |
| INDICTMENT | 2,255 | 2,352 | 2,681 | 2,725 | 2,697 | 3,030 | 2,197 | 2,259 | 2,245 | 2,716 | 2,713 | 2,592 |
| INFORMATION | 804 | 860 | 641 | 704 | 668 | 681 | 803 | 861 | 619 | 710 | 649 | 665 |
| JUVENILE APPEAL | 61 | 29 | 23 | 8 | 18 | 10 | 44 | 46 | 34 | 10 | 14 | 16 |
| OTHER | 93 | 177 | 140 | 128 | 142 | 215 | 66 | 124 | 152 | 136 | 142 | 136 |
| REFIL-PROB. REVOC. | 156 | 192 | 172 | 277 | 323 | 451 | 112 | 139 | 131 | 200 | 260 | 357 |
| REFILING-NEW TRIAL | 81 | 39 | 20 | 38 | 27 | 38 | 59 | 55 | 25 | 45 | 21 | 30 |

1985 CRIMINAL FILINGS



*Includes "bail review", "juvenile appeal", "refiling-probation revocation", "refiling-new trial", and "other".

- Includes cases filed and refiled
- Cases counted by docket number
- Types of cases are described on page 137 of this report
- Boundovers from the District Court create a difficult situation with regard to the counting of cases for statistical purposes. When a boundover is filed in the Superior Court, it remains a "boundover" type of case even if an indictment results. In 1985, there were actually an additional 140 indictment case dispositions to the 2592 recorded above. (Refer to Table SC-25 for detail by each court). When a boundover results in an information being filed, the boundover is dismissed and a new docket number is assigned for the information. Under such circumstances, the case is actually being counted twice but it is not believed that this creates a serious statistical problem.

TABLE SC-24
(con't)

SUPERIOR COURT
CRIMINAL FILINGS AND DISPOSITIONS
BY TYPE OF CASE*

| COURT | FILINGS | | | | | | DISPOSITIONS | | | | | |
|---------------------|---------|-------|-------|-------|-------|-------|--------------|-------|-------|-------|-------|-------|
| | 1980 | 1981 | 1982 | 1983 | 1984 | 1985 | 1980 | 1981 | 1982 | 1983 | 1984 | 1985 |
| ANDROSCOGGIN | | | | | | | | | | | | |
| BAIL REVIEW | 8 | 9 | 9 | 4 | 9 | 18 | 8 | 9 | 9 | 4 | 9 | 18 |
| TRANSFER | 170 | 135 | 291 | 278 | 266 | 230 | 107 | 170 | 191 | 299 | 310 | 216 |
| APPEAL | 39 | 27 | 24 | 8 | 8 | 11 | 28 | 31 | 39 | 11 | 7 | 14 |
| BOUND OVER | 39 | 20 | 7 | 9 | 5 | 8 | 28 | 22 | 24 | 10 | 6 | 5 |
| INDICTMENT | 225 | 181 | 287 | 275 | 305 | 382 | 210 | 183 | 222 | 284 | 258 | 331 |
| INFORMATION | 20 | 42 | 43 | 61 | 44 | 59 | 21 | 42 | 43 | 61 | 43 | 57 |
| JUVENILE APPEAL | 12 | 3 | 1 | 0 | 1 | 0 | 9 | 4 | 4 | 0 | 0 | 1 |
| OTHER | 9 | 10 | 9 | 3 | 6 | 15 | 8 | 9 | 12 | 3 | 6 | 9 |
| REFIL-PROB. REVOC. | 25 | 12 | 18 | 27 | 55 | 58 | 15 | 11 | 14 | 18 | 39 | 53 |
| REFILING-NEW TRIAL | 6 | 5 | 0 | 2 | 1 | 3 | 5 | 0 | 4 | 4 | 0 | 3 |
| TOTAL | 553 | 444 | 689 | 667 | 700 | 784 | 439 | 481 | 562 | 694 | 678 | 707 |
| AROSTOOK | | | | | | | | | | | | |
| BAIL REVIEW | 19 | 44 | 32 | 20 | 17 | 25 | 20 | 44 | 32 | 19 | 18 | 23 |
| TRANSFER | 373 | 390 | 340 | 334 | 162 | 186 | 372 | 415 | 358 | 383 | 222 | 171 |
| APPEAL | 79 | 77 | 21 | 20 | 5 | 8 | 69 | 103 | 28 | 25 | 12 | 6 |
| BOUND OVER | 72 | 87 | 66 | 52 | 22 | 20 | 64 | 77 | 80 | 69 | 32 | 22 |
| INDICTMENT | 80 | 114 | 138 | 109 | 155 | 145 | 99 | 99 | 125 | 113 | 152 | 145 |
| INFORMATION | 36 | 53 | 35 | 26 | 20 | 18 | 34 | 56 | 35 | 26 | 20 | 18 |
| JUVENILE APPEAL | 1 | 2 | 0 | 0 | 0 | 0 | 2 | 2 | 0 | 1 | 0 | 1 |
| OTHER | 0 | 9 | 3 | 6 | 9 | 7 | 0 | 3 | 4 | 4 | 11 | 5 |
| REFIL-PROB. REVOC. | 7 | 4 | 14 | 17 | 18 | 17 | 3 | 7 | 10 | 14 | 21 | 13 |
| REFILING-NEW TRIAL | 6 | 4 | 0 | 1 | 0 | 0 | 0 | 8 | 2 | 1 | 0 | 0 |
| TOTAL | 673 | 784 | 649 | 585 | 408 | 426 | 663 | 814 | 674 | 655 | 488 | 404 |
| CUMBERLAND | | | | | | | | | | | | |
| BAIL REVIEW | 94 | 72 | 53 | 23 | 69 | 83 | 91 | 75 | 54 | 21 | 68 | 76 |
| TRANSFER | 546 | 788 | 814 | 881 | 749 | 1,004 | 637 | 536 | 620 | 1,003 | 805 | 876 |
| APPEAL | 127 | 120 | 20 | 22 | 18 | 15 | 184 | 97 | 63 | 23 | 30 | 18 |
| BOUND OVER | 16 | 10 | 4 | 8 | 1 | 5 | 13 | 16 | 3 | 7 | 1 | 8 |
| INDICTMENT | 572 | 686 | 649 | 642 | 678 | 801 | 519 | 617 | 606 | 646 | 695 | 607 |
| INFORMATION | 203 | 231 | 174 | 183 | 135 | 146 | 206 | 230 | 172 | 184 | 134 | 139 |
| JUVENILE APPEAL | 5 | 4 | 3 | 0 | 2 | 0 | 7 | 0 | 7 | 0 | 2 | 0 |
| OTHER | 29 | 58 | 44 | 41 | 34 | 43 | 21 | 43 | 45 | 42 | 35 | 32 |
| REFIL-PROB. REVOC. | 54 | 57 | 20 | 72 | 62 | 123 | 40 | 39 | 16 | 44 | 36 | 77 |
| REFILING-NEW TRIAL | 3 | 1 | 2 | 0 | 1 | 2 | 3 | 1 | 0 | 2 | 0 | 1 |
| TOTAL | 1,649 | 1,947 | 1,783 | 1,872 | 1,749 | 2,222 | 1,721 | 1,654 | 1,586 | 1,972 | 1,806 | 1,834 |
| FRANKLIN | | | | | | | | | | | | |
| BAIL REVIEW | 1 | 1 | 7 | 17 | 6 | 11 | 1 | 1 | 7 | 17 | 6 | 8 |
| TRANSFER | 249 | 271 | 297 | 264 | 309 | 381 | 248 | 249 | 230 | 302 | 270 | 359 |
| APPEAL | 28 | 26 | 11 | 3 | 3 | 4 | 26 | 29 | 15 | 6 | 5 | 5 |
| BOUND OVER | 12 | 18 | 29 | 29 | 6 | 24 | 13 | 14 | 28 | 30 | 10 | 15 |
| INDICTMENT | 55 | 57 | 41 | 57 | 59 | 53 | 48 | 54 | 56 | 45 | 50 | 60 |
| INFORMATION | 44 | 54 | 36 | 39 | 26 | 41 | 44 | 54 | 36 | 39 | 25 | 41 |
| JUVENILE APPEAL | 2 | 0 | 1 | 2 | 0 | 2 | 3 | 0 | 1 | 0 | 2 | 0 |
| OTHER | 4 | 0 | 1 | 1 | 8 | 7 | 1 | 2 | 0 | 3 | 2 | 8 |
| REFIL-PROB. REVOC. | 0 | 0 | 0 | 0 | 3 | 0 | 0 | 0 | 0 | 0 | 3 | 0 |
| REFILING-NEW TRIAL | 43 | 3 | 0 | 2 | 2 | 3 | 24 | 20 | 2 | 2 | 0 | 4 |
| TOTAL | 438 | 430 | 423 | 414 | 422 | 526 | 408 | 423 | 375 | 444 | 373 | 500 |

* - See notes, bottom of page 107

TABLE SC-24
(con't)

SUPERIOR COURT
CRIMINAL FILINGS AND DISPOSITIONS
BY TYPE OF CASE*

| COURT | FILINGS | | | | | | DISPOSITIONS | | | | | |
|--------------------|---------|------|------|------|------|------|--------------|------|------|------|------|------|
| | 1980 | 1981 | 1982 | 1983 | 1984 | 1985 | 1980 | 1981 | 1982 | 1983 | 1984 | 1985 |
| HANCOCK | | | | | | | | | | | | |
| BAIL REVIEW | 1 | 0 | 1 | 1 | 3 | 0 | 1 | 0 | 1 | 1 | 1 | 0 |
| TRANSFER | 73 | 61 | 124 | 115 | 82 | 71 | 74 | 68 | 71 | 135 | 77 | 97 |
| APPEAL | 32 | 27 | 11 | 4 | 3 | 1 | 35 | 26 | 14 | 10 | 4 | 2 |
| BOUND OVER | 6 | 12 | 13 | 3 | 5 | 0 | 11 | 10 | 10 | 5 | 3 | 5 |
| INDICTMENT | 71 | 75 | 79 | 89 | 118 | 123 | 68 | 76 | 62 | 97 | 67 | 123 |
| INFORMATION | 11 | 18 | 11 | 14 | 10 | 24 | 11 | 16 | 12 | 15 | 9 | 25 |
| JUVENILE APPEAL | 2 | 4 | 0 | 0 | 0 | 0 | 2 | 1 | 3 | 0 | 0 | 0 |
| OTHER | 1 | 6 | 3 | 3 | 7 | 6 | 0 | 1 | 6 | 4 | 7 | 2 |
| REFIL-PROB. REVOC. | 1 | 5 | 1 | 0 | 12 | 9 | 0 | 0 | 0 | 2 | 7 | 17 |
| REFILING-NEW TRIAL | 2 | 4 | 1 | 1 | 2 | 2 | 1 | 2 | 3 | 1 | 3 | 1 |
| | 200 | 212 | 244 | 230 | 242 | 236 | 203 | 200 | 182 | 270 | 178 | 272 |
| KENNEBEC | | | | | | | | | | | | |
| BAIL REVIEW | 28 | 25 | 35 | 28 | 26 | 40 | 28 | 27 | 35 | 29 | 26 | 40 |
| TRANSFER | 302 | 282 | 511 | 452 | 394 | 448 | 335 | 267 | 415 | 446 | 460 | 405 |
| APPEAL | 58 | 67 | 23 | 13 | 13 | 17 | 62 | 69 | 39 | 29 | 13 | 18 |
| BOUND OVER | 15 | 13 | 8 | 12 | 2 | 4 | 13 | 9 | 14 | 14 | 2 | 8 |
| INDICTMENT | 216 | 196 | 286 | 214 | 209 | 223 | 232 | 205 | 212 | 314 | 209 | 196 |
| INFORMATION | 39 | 56 | 49 | 61 | 77 | 61 | 38 | 56 | 46 | 62 | 77 | 60 |
| JUVENILE APPEAL | 11 | 3 | 2 | 1 | 3 | 3 | 5 | 15 | 3 | 1 | 3 | 3 |
| OTHER | 3 | 8 | 10 | 14 | 9 | 22 | 2 | 10 | 5 | 19 | 7 | 12 |
| REFIL-PROB. REVOC. | 36 | 44 | 40 | 45 | 42 | 63 | 30 | 36 | 37 | 31 | 36 | 47 |
| REFILING-NEW TRIAL | 1 | 3 | 2 | 1 | 3 | 1 | 3 | 2 | 2 | 1 | 3 | 1 |
| TOTAL | 709 | 697 | 966 | 841 | 778 | 882 | 748 | 696 | 808 | 946 | 836 | 790 |
| KNOX | | | | | | | | | | | | |
| BAIL REVIEW | 15 | 6 | 3 | 5 | 4 | 8 | 15 | 6 | 3 | 5 | 4 | 8 |
| TRANSFER | 181 | 177 | 231 | 268 | 411 | 467 | 158 | 202 | 180 | 225 | 346 | 403 |
| APPEAL | 53 | 30 | 15 | 4 | 7 | 5 | 56 | 32 | 20 | 10 | 7 | 6 |
| BOUND OVER | 34 | 35 | 26 | 51 | 28 | 23 | 22 | 30 | 25 | 50 | 22 | 26 |
| INDICTMENT | 64 | 69 | 68 | 79 | 85 | 100 | 72 | 71 | 64 | 70 | 73 | 82 |
| INFORMATION | 17 | 32 | 24 | 13 | 27 | 25 | 17 | 31 | 23 | 15 | 26 | 23 |
| JUVENILE APPEAL | 3 | 0 | 0 | 0 | 1 | 0 | 1 | 2 | 0 | 0 | 0 | 1 |
| OTHER | 4 | 7 | 9 | 11 | 14 | 13 | 2 | 4 | 8 | 6 | 19 | 10 |
| REFIL-PROB. REVOC. | 8 | 6 | 5 | 7 | 8 | 8 | 7 | 4 | 7 | 2 | 13 | 9 |
| REFILING-NEW TRIAL | 1 | 3 | 1 | 0 | 2 | 0 | 1 | 3 | 1 | 1 | 1 | 1 |
| TOTAL | 380 | 365 | 382 | 438 | 587 | 649 | 351 | 385 | 331 | 384 | 511 | 569 |
| LINCOLN | | | | | | | | | | | | |
| BAIL REVIEW | 0 | 1 | 2 | 1 | 2 | 7 | 0 | 1 | 2 | 1 | 2 | 7 |
| TRANSFER | 148 | 163 | 184 | 217 | 220 | 232 | 138 | 153 | 103 | 149 | 228 | 256 |
| APPEAL | 16 | 39 | 9 | 4 | 1 | 4 | 20 | 33 | 18 | 5 | 2 | 2 |
| BOUND OVER | 10 | 22 | 13 | 35 | 22 | 16 | 7 | 18 | 12 | 19 | 31 | 23 |
| INDICTMENT | 37 | 29 | 48 | 62 | 50 | 75 | 32 | 31 | 35 | 30 | 60 | 72 |
| INFORMATION | 12 | 24 | 10 | 31 | 13 | 15 | 12 | 24 | 10 | 29 | 14 | 15 |
| JUVENILE APPEAL | 1 | 0 | 0 | 0 | 0 | 2 | 2 | 0 | 0 | 0 | 0 | 1 |
| OTHER | 3 | 4 | 2 | 2 | 3 | 1 | 5 | 3 | 3 | 2 | 2 | 0 |
| REFIL-PROB. REVOC. | 0 | 0 | 2 | 1 | 0 | 5 | 0 | 0 | 2 | 1 | 0 | 4 |
| REFILING-NEW TRIAL | 1 | 2 | 2 | 1 | 0 | 0 | 1 | 3 | 2 | 1 | 0 | 0 |
| TOTAL | 228 | 284 | 272 | 354 | 311 | 357 | 217 | 266 | 187 | 237 | 339 | 380 |

* - See notes, bottom of page 107

SUPERIOR COURT
CRIMINAL FILINGS AND DISPOSITIONS
BY TYPE OF CASE*

| COURT | FILINGS | | | | | | DISPOSITIONS | | | | | |
|--------------------|------------|------------|------------|------------|------------|------------|--------------|------------|------------|------------|------------|------------|
| | 1980 | 1981 | 1982 | 1983 | 1984 | 1985 | 1980 | 1981 | 1982 | 1983 | 1984 | 1985 |
| OXFORD | | | | | | | | | | | | |
| BAIL REVIEW | 5 | 5 | 11 | 7 | 10 | 12 | 5 | 5 | 11 | 7 | 10 | 12 |
| TRANSFER | 125 | 120 | 226 | 154 | 118 | 228 | 97 | 127 | 136 | 166 | 140 | 193 |
| APPEAL | 37 | 30 | 17 | 12 | 8 | 3 | 46 | 25 | 30 | 4 | 17 | 7 |
| BOUND OVER | 13 | 52 | 24 | 14 | 8 | 22 | 12 | 33 | 47 | 10 | 11 | 10 |
| INDICTMENT | 98 | 69 | 125 | 119 | 81 | 137 | 101 | 76 | 63 | 102 | 112 | 120 |
| INFORMATION | 36 | 22 | 19 | 16 | 22 | 27 | 36 | 22 | 20 | 15 | 22 | 28 |
| JUVENILE APPEAL | 5 | 0 | 4 | 0 | 0 | 0 | 0 | 5 | 4 | 0 | 0 | 0 |
| OTHER | 5 | 7 | 8 | 7 | 3 | 7 | 1 | 6 | 9 | 8 | 4 | 4 |
| REFIL-PROB. REVOC. | 0 | 7 | 4 | 10 | 17 | 30 | 0 | 1 | 0 | 12 | 9 | 25 |
| REFILING-NEW TRIAL | 2 | 1 | 1 | 2 | 1 | 3 | 2 | 1 | 1 | 2 | 1 | 3 |
| TOTAL | 326 | 313 | 439 | 341 | 268 | 469 | 300 | 301 | 321 | 326 | 326 | 402 |
| PENOBSCOT | | | | | | | | | | | | |
| BAIL REVIEW | 24 | 10 | 13 | 6 | 7 | 22 | 24 | 10 | 12 | 6 | 7 | 22 |
| TRANSFER | 307 | 183 | 266 | 265 | 228 | 335 | 364 | 235 | 284 | 223 | 271 | 258 |
| APPEAL | 128 | 94 | 17 | 25 | 12 | 21 | 129 | 110 | 48 | 29 | 16 | 11 |
| BOUND OVER | 26 | 29 | 11 | 11 | 4 | 40 | 21 | 30 | 19 | 12 | 5 | 26 |
| INDICTMENT | 302 | 305 | 338 | 373 | 347 | 290 | 276 | 296 | 322 | 374 | 420 | 272 |
| INFORMATION | 34 | 26 | 66 | 56 | 80 | 67 | 33 | 27 | 47 | 60 | 76 | 62 |
| JUVENILE APPEAL | 2 | 5 | 9 | 2 | 3 | 1 | 4 | 4 | 8 | 3 | 4 | 1 |
| OTHER | 9 | 29 | 16 | 11 | 12 | 22 | 6 | 18 | 17 | 15 | 11 | 8 |
| REFIL-PROB. REVOC. | 17 | 13 | 16 | 31 | 15 | 47 | 9 | 9 | 9 | 25 | 21 | 40 |
| REFILING-NEW TRIAL | 1 | 1 | 6 | 9 | 3 | 6 | 1 | 0 | 1 | 11 | 6 | 4 |
| TOTAL | 850 | 695 | 758 | 789 | 711 | 851 | 867 | 739 | 767 | 758 | 837 | 704 |
| PISCATAQUIS | | | | | | | | | | | | |
| BAIL REVIEW | 0 | 0 | 0 | 0 | 0 | 0 | 0 | 0 | 0 | 0 | 0 | 0 |
| TRANSFER | 50 | 46 | 68 | 72 | 50 | 80 | 27 | 56 | 67 | 51 | 45 | 105 |
| APPEAL | 14 | 13 | 7 | 1 | 2 | 4 | 9 | 22 | 10 | 4 | 1 | 6 |
| BOUND OVER | 16 | 17 | 26 | 16 | 14 | 11 | 11 | 15 | 19 | 16 | 12 | 22 |
| INDICTMENT | 48 | 19 | 39 | 34 | 32 | 22 | 32 | 35 | 35 | 32 | 24 | 32 |
| INFORMATION | 5 | 11 | 7 | 6 | 7 | 5 | 5 | 10 | 8 | 6 | 6 | 5 |
| JUVENILE APPEAL | 1 | 0 | 0 | 0 | 0 | 0 | 1 | 0 | 0 | 0 | 0 | 0 |
| OTHER | 0 | 1 | 0 | 2 | 0 | 1 | 0 | 0 | 1 | 1 | 1 | 0 |
| REFIL-PROB. REVOC. | 1 | 5 | 4 | 1 | 4 | 2 | 0 | 2 | 5 | 2 | 4 | 2 |
| REFILING-NEW TRIAL | 0 | 1 | 1 | 1 | 1 | 0 | 0 | 1 | 2 | 1 | 1 | 0 |
| TOTAL | 135 | 113 | 152 | 133 | 110 | 125 | 85 | 141 | 147 | 113 | 94 | 172 |
| SAGadahoc | | | | | | | | | | | | |
| BAIL REVIEW | 3 | 2 | 4 | 1 | 4 | 5 | 3 | 2 | 4 | 1 | 4 | 5 |
| TRANSFER | 161 | 116 | 166 | 196 | 177 | 245 | 118 | 118 | 136 | 113 | 229 | 229 |
| APPEAL | 41 | 40 | 8 | 8 | 8 | 12 | 40 | 44 | 13 | 7 | 11 | 8 |
| BOUND OVER | 24 | 26 | 36 | 25 | 32 | 31 | 11 | 35 | 18 | 26 | 39 | 34 |
| INDICTMENT | 49 | 37 | 32 | 48 | 48 | 80 | 42 | 40 | 23 | 30 | 57 | 56 |
| INFORMATION | 23 | 24 | 7 | 14 | 24 | 9 | 25 | 24 | 7 | 14 | 23 | 8 |
| JUVENILE APPEAL | 0 | 2 | 0 | 0 | 1 | 0 | 0 | 2 | 0 | 0 | 0 | 3 |
| OTHER | 1 | 3 | 1 | 1 | 1 | 1 | 2 | 0 | 2 | 1 | 1 | 2 |
| REFIL-PROB. REVOC. | 0 | 0 | 0 | 0 | 0 | 0 | 0 | 0 | 0 | 0 | 0 | 0 |
| REFILING-NEW TRIAL | 2 | 1 | 0 | 2 | 1 | 0 | 1 | 2 | 0 | 1 | 2 | 0 |
| TOTAL | 304 | 251 | 254 | 295 | 296 | 383 | 242 | 267 | 203 | 193 | 366 | 345 |

* - See notes, bottom of page 107

TABLE SC-24
(con't)

SUPERIOR COURT
CRIMINAL FILINGS AND DISPOSITIONS
BY TYPE OF CASE*

| COURT | FILINGS | | | | | | DISPOSITIONS | | | | | |
|--------------------|--------------|--------------|--------------|------------|------------|--------------|--------------|--------------|------------|--------------|------------|------------|
| | 1980 | 1981 | 1982 | 1983 | 1984 | 1985 | 1980 | 1981 | 1982 | 1983 | 1984 | 1985 |
| SOMERSET | | | | | | | | | | | | |
| BAIL REVIEW | 26 | 23 | 43 | 38 | 35 | 22 | 27 | 24 | 44 | 37 | 36 | 22 |
| TRANSFER | 650 | 746 | 513 | 485 | 527 | 538 | 725 | 697 | 473 | 541 | 477 | 522 |
| APPEAL | 18 | 15 | 12 | 7 | 16 | 16 | 17 | 12 | 17 | 7 | 18 | 4 |
| BOUNDOVER | 16 | 32 | 35 | 40 | 33 | 30 | 22 | 25 | 27 | 45 | 31 | 33 |
| INDICTMENT | 132 | 87 | 96 | 137 | 95 | 117 | 114 | 103 | 81 | 131 | 91 | 94 |
| INFORMATION | 115 | 80 | 41 | 70 | 63 | 63 | 114 | 81 | 41 | 70 | 61 | 63 |
| JUVENILE APPEAL | 5 | 4 | 2 | 1 | 2 | 1 | 5 | 2 | 2 | 3 | 1 | 2 |
| OTHER | 9 | 10 | 7 | 3 | 7 | 20 | 3 | 11 | 12 | 3 | 6 | 5 |
| REFIL-PROB. REVOC. | 3 | 15 | 18 | 28 | 26 | 18 | 2 | 11 | 12 | 19 | 24 | 17 |
| REFILING-NEW TRIAL | 1 | 5 | 0 | 6 | 0 | 2 | 3 | 6 | 0 | 6 | 0 | 1 |
| TOTAL | 975 | 1,017 | 767 | 815 | 804 | 827 | 1,032 | 972 | 709 | 862 | 745 | 763 |
| WALDO | | | | | | | | | | | | |
| BAIL REVIEW | 1 | 0 | 0 | 0 | 0 | 3 | 1 | 0 | 0 | 0 | 0 | 3 |
| TRANSFER | 35 | 73 | 144 | 131 | 128 | 147 | 49 | 70 | 87 | 108 | 187 | 92 |
| APPEAL | 5 | 8 | 12 | 7 | 2 | 0 | 8 | 11 | 9 | 5 | 12 | 0 |
| BOUNDOVER | 13 | 30 | 26 | 11 | 6 | 10 | 22 | 20 | 25 | 16 | 10 | 8 |
| INDICTMENT | 50 | 78 | 40 | 97 | 78 | 55 | 87 | 67 | 52 | 61 | 80 | 66 |
| INFORMATION | 18 | 19 | 5 | 11 | 12 | 16 | 17 | 20 | 5 | 11 | 12 | 16 |
| JUVENILE APPEAL | 8 | 0 | 0 | 2 | 0 | 0 | 0 | 8 | 0 | 2 | 0 | 0 |
| OTHER | 1 | 2 | 1 | 1 | 3 | 3 | 0 | 0 | 2 | 3 | 2 | 2 |
| REFIL-PROB. REVOC. | 0 | 9 | 6 | 4 | 9 | 12 | 3 | 8 | 5 | 4 | 4 | 6 |
| REFILING-NEW TRIAL | 6 | 0 | 1 | 4 | 7 | 1 | 5 | 1 | 1 | 4 | 2 | 0 |
| TOTAL | 137 | 219 | 235 | 268 | 245 | 247 | 192 | 205 | 186 | 214 | 309 | 193 |
| WASHINGTON | | | | | | | | | | | | |
| BAIL REVIEW | 0 | 0 | 0 | 0 | 0 | 0 | 0 | 0 | 0 | 0 | 0 | 0 |
| TRANSFER | 52 | 49 | 49 | 130 | 122 | 90 | 87 | 45 | 34 | 119 | 121 | 95 |
| APPEAL | 24 | 27 | 10 | 7 | 2 | 5 | 36 | 29 | 11 | 13 | 5 | 5 |
| BOUNDOVER | 15 | 23 | 16 | 18 | 18 | 9 | 21 | 15 | 11 | 20 | 21 | 11 |
| INDICTMENT | 67 | 101 | 91 | 126 | 107 | 112 | 82 | 78 | 68 | 119 | 87 | 113 |
| INFORMATION | 15 | 16 | 12 | 28 | 13 | 23 | 15 | 14 | 13 | 28 | 11 | 25 |
| JUVENILE APPEAL | 2 | 1 | 0 | 0 | 1 | 0 | 2 | 1 | 0 | 0 | 0 | 1 |
| OTHER | 1 | 7 | 8 | 8 | 5 | 13 | 1 | 6 | 6 | 7 | 8 | 7 |
| REFIL-PROB. REVOC. | 1 | 4 | 1 | 3 | 11 | 17 | 1 | 5 | 1 | 0 | 11 | 15 |
| REFILING-NEW TRIAL | 6 | 4 | 3 | 1 | 2 | 4 | 5 | 4 | 3 | 3 | 1 | 2 |
| TOTAL | 183 | 232 | 190 | 321 | 281 | 273 | 250 | 197 | 147 | 309 | 265 | 274 |
| YORK | | | | | | | | | | | | |
| BAIL REVIEW | 9 | 12 | 9 | 8 | 8 | 17 | 9 | 12 | 9 | 8 | 8 | 17 |
| TRANSFER | 554 | 534 | 429 | 429 | 331 | 614 | 585 | 480 | 417 | 495 | 404 | 440 |
| APPEAL | 79 | 92 | 42 | 16 | 19 | 32 | 123 | 61 | 67 | 31 | 32 | 27 |
| BOUNDOVER | 101 | 118 | 124 | 98 | 47 | 103 | 71 | 102 | 114 | 126 | 90 | 79 |
| INDICTMENT | 189 | 249 | 324 | 264 | 250 | 315 | 183 | 228 | 219 | 268 | 278 | 223 |
| INFORMATION | 176 | 152 | 102 | 75 | 95 | 82 | 175 | 154 | 101 | 75 | 90 | 80 |
| JUVENILE APPEAL | 1 | 1 | 1 | 0 | 4 | 1 | 1 | 0 | 2 | 0 | 2 | 2 |
| OTHER | 14 | 16 | 18 | 14 | 21 | 34 | 14 | 8 | 20 | 15 | 20 | 30 |
| REFIL-PROB. REVOC. | 3 | 11 | 23 | 31 | 41 | 42 | 2 | 6 | 13 | 26 | 32 | 32 |
| REFILING-NEW TRIAL | 0 | 1 | 0 | 5 | 1 | 11 | 4 | 1 | 1 | 4 | 1 | 9 |
| TOTAL | 1,126 | 1,186 | 1,072 | 940 | 817 | 1,251 | 1,167 | 1,052 | 963 | 1,048 | 957 | 939 |

* - See notes, bottom of page 107

SUPERIOR COURT
CASES IN WHICH INDICTMENTS WERE FILED
AFTER BEING STATISTICALLY RECORDED AS BOUNDVERS
FROM DISTRICT COURT*

| COURT | 1982 | 1983 | 1984 | 1985 |
|--------------|------|------|------|------|
| ANDROSCOGGIN | 7 | 7 | 4 | 1 |
| AROOSTOOK | 48 | 45 | 24 | 15 |
| CUMBERLAND | 1 | 0 | 0 | 0 |
| FRANKLIN | 11 | 15 | 8 | 8 |
| HANCOCK | 1 | 2 | 3 | 2 |
| KENNEBEC | 2 | 4 | 1 | 0 |
| KNOX | 16 | 30 | 16 | 21 |
| LINCOLN | 8 | 3 | 12 | 10 |
| OXFORD | 9 | 3 | 5 | 1 |
| PENOBSCOT | 14 | 4 | 2 | 6 |
| PISCATAQUIS | 12 | 14 | 10 | 6 |
| SAGADAHOC | 7 | 7 | 20 | 12 |
| SOMERSET | 13 | 18 | 21 | 26 |
| WALDO | 16 | 12 | 9 | 8 |
| WASHINGTON | 10 | 15 | 13 | 8 |
| YORK | 15 | 21 | 15 | 16 |
| STATE TOTAL | 190 | 200 | 163 | 140 |

* - Counted by docket number

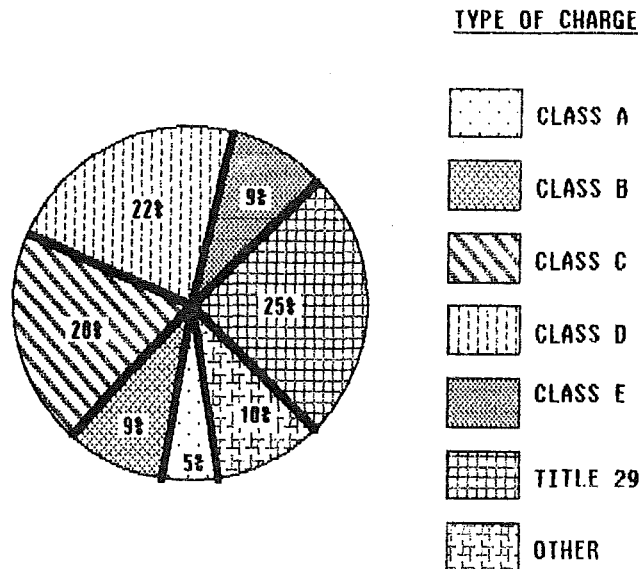
- Counted at the time of case disposition

- Boundovers from the District Court create a difficult situation with regard to the counting of cases for statistical purposes. When a boundover is filed in the Superior Court, it remains a "boundover" type of case even if an indictment results. In 1985, there were actually an additional 140 indictment case dispositions to the 2,592 on Table SC-24. When a boundover results in an information being filed, the boundover is dismissed and a new docket number is assigned for the information. Under such circumstances, the case is actually being counted twice but it is not believed that this creates a serious statistical problem.

**SUPERIOR COURT
CRIMINAL FILINGS AND DISPOSITIONS
BY CLASS OF CHARGE ***

| | FILINGS | | | | | | DISPOSITIONS | | | | | |
|-------------|---------|-------|-------|-------|-------|--------|--------------|-------|-------|-------|-------|-------|
| | 1980 | 1981 | 1982 | 1983 | 1984 | 1985 | 1980 | 1981 | 1982 | 1983 | 1984 | 1985 |
| STATE TOTAL | | | | | | | | | | | | |
| A | 331 | 427 | 419 | 395 | 520 | 563 | 312 | 329 | 405 | 420 | 448 | 490 |
| B | 963 | 1,056 | 1,128 | 945 | 902 | 976 | 910 | 1,032 | 974 | 1,074 | 919 | 791 |
| C | 1,640 | 1,800 | 1,882 | 1,904 | 1,765 | 2,117 | 1,421 | 1,732 | 1,619 | 1,903 | 1,794 | 1,864 |
| D | 1,332 | 1,271 | 2,009 | 1,828 | 1,839 | 2,386 | 1,493 | 1,269 | 1,524 | 1,910 | 1,912 | 2,057 |
| E | 752 | 728 | 891 | 875 | 980 | 958 | 799 | 725 | 765 | 868 | 991 | 909 |
| TITLE 29 | 3,458 | 3,473 | 2,512 | 2,777 | 2,206 | 2,708 | 3,518 | 3,319 | 2,411 | 2,750 | 2,511 | 2,463 |
| OTHER | 730 | 798 | 760 | 809 | 778 | 1,058 | 720 | 764 | 696 | 769 | 776 | 878 |
| TOTAL | 9,206 | 9,553 | 9,601 | 9,533 | 8,990 | 10,766 | 9,173 | 9,170 | 8,394 | 9,694 | 9,351 | 9,452 |

1985 CRIMINAL FILINGS



* - Includes cases filed and refiled
 - Cases counted by defendant

**SUPERIOR COURT
CRIMINAL FILINGS AND DISPOSITIONS
BY CLASS OF CHARGE ****

| | FILINGS | | | | | | DISPOSITIONS | | | | | |
|---------------------|---------|-------|-------|-------|-------|-------|--------------|-------|-------|-------|-------|-------|
| | 1980 | 1981 | 1982 | 1983 | 1984 | 1985 | 1980 | 1981 | 1982 | 1983 | 1984 | 1985 |
| ANDROSCOGGIN | | | | | | | | | | | | |
| A | 30 | 51 | 47 | 33 | 52 | 81 | 29 | 30 | 45 | 52 | 35 | 65 |
| B | 101 | 78 | 91 | 85 | 107 | 106 | 82 | 72 | 89 | 106 | 81 | 94 |
| C | 159 | 129 | 204 | 216 | 207 | 289 | 129 | 143 | 158 | 205 | 186 | 239 |
| D | 76 | 46 | 137 | 80 | 100 | 74 | 72 | 65 | 91 | 97 | 96 | 89 |
| E | 50 | 36 | 52 | 57 | 60 | 46 | 34 | 48 | 57 | 56 | 64 | 36 |
| TITLE 29 | 125 | 116 | 163 | 184 | 151 | 157 | 78 | 135 | 115 | 190 | 192 | 143 |
| OTHER | 57 | 34 | 41 | 38 | 66 | 77 | 44 | 33 | 42 | 29 | 53 | 69 |
| TOTAL | 598 | 490 | 735 | 693 | 743 | 830 | 468 | 526 | 597 | 735 | 707 | 735 |
| AROOSTOOK | | | | | | | | | | | | |
| A | 25 | 27 | 28 | 15 | 20 | 27 | 20 | 24 | 30 | 21 | 21 | 25 |
| B | 39 | 48 | 44 | 41 | 37 | 39 | 50 | 52 | 41 | 39 | 41 | 33 |
| C | 103 | 115 | 130 | 75 | 84 | 84 | 94 | 107 | 127 | 112 | 74 | 95 |
| D | 137 | 161 | 158 | 139 | 107 | 63 | 113 | 187 | 143 | 150 | 132 | 58 |
| E | 57 | 64 | 55 | 68 | 39 | 39 | 98 | 78 | 60 | 65 | 52 | 46 |
| TITLE 29 | 262 | 289 | 172 | 175 | 62 | 111 | 244 | 275 | 211 | 208 | 99 | 86 |
| OTHER | 50 | 80 | 62 | 72 | 59 | 63 | 49 | 91 | 63 | 60 | 69 | 62 |
| TOTAL | 673 | 784 | 649 | 585 | 408 | 426 | 668 | 814 | 675 | 655 | 488 | 405 |
| CUMBERLAND | | | | | | | | | | | | |
| A | 68 | 105 | 101 | 88 | 110 | 78 | 70 | 71 | 112 | 85 | 97 | 84 |
| B | 219 | 275 | 237 | 174 | 220 | 212 | 197 | 244 | 229 | 218 | 213 | 168 |
| C | 401 | 434 | 363 | 372 | 422 | 543 | 332 | 429 | 353 | 368 | 419 | 392 |
| D | 194 | 272 | 441 | 368 | 494 | 888 | 248 | 199 | 327 | 414 | 462 | 707 |
| E | 130 | 149 | 165 | 175 | 254 | 255 | 137 | 118 | 155 | 173 | 234 | 237 |
| TITLE 29 | 538 | 622 | 406 | 615 | 168 | 49 | 617 | 537 | 354 | 665 | 311 | 103 |
| OTHER | 197 | 202 | 132 | 139 | 158 | 251 | 190 | 169 | 128 | 119 | 133 | 187 |
| TOTAL | 1,747 | 2,059 | 1,845 | 1,931 | 1,826 | 2,276 | 1,791 | 1,767 | 1,658 | 2,042 | 1,869 | 1,878 |
| FRANKLIN | | | | | | | | | | | | |
| A | 11 | 8 | 14 | 12 | 14 | 18 | 3 | 12 | 9 | 16 | 8 | 17 |
| B | 20 | 29 | 38 | 30 | 24 | 23 | 13 | 23 | 44 | 26 | 19 | 27 |
| C | 32 | 48 | 36 | 69 | 45 | 64 | 30 | 41 | 40 | 56 | 47 | 56 |
| D | 58 | 57 | 85 | 104 | 99 | 113 | 60 | 60 | 55 | 106 | 100 | 97 |
| E | 51 | 38 | 49 | 39 | 59 | 70 | 44 | 42 | 38 | 49 | 38 | 79 |
| TITLE 29 | 243 | 247 | 185 | 140 | 167 | 224 | 243 | 223 | 184 | 159 | 147 | 213 |
| OTHER | 26 | 12 | 32 | 34 | 28 | 32 | 19 | 26 | 17 | 45 | 25 | 25 |
| TOTAL | 441 | 439 | 439 | 428 | 436 | 544 | 412 | 427 | 387 | 457 | 384 | 514 |

* - Includes cases filed and refiled
- Cases counted by defendant

**SUPERIOR COURT
CRIMINAL FILINGS AND DISPOSITIONS
BY CLASS OF CHARGE ***

| | FILINGS | | | | | | DISPOSITIONS | | | | | |
|-----------------|---------|------|------|------|------|------|--------------|------|------|------|------|------|
| | 1980 | 1981 | 1982 | 1983 | 1984 | 1985 | 1980 | 1981 | 1982 | 1983 | 1984 | 1985 |
| HANCOCK | | | | | | | | | | | | |
| A | 24 | 14 | 11 | 6 | 15 | 23 | 4 | 23 | 8 | 10 | 11 | 20 |
| B | 41 | 37 | 25 | 33 | 48 | 34 | 33 | 44 | 26 | 34 | 23 | 37 |
| C | 44 | 57 | 60 | 67 | 86 | 88 | 41 | 52 | 53 | 63 | 46 | 97 |
| D | 16 | 33 | 50 | 70 | 47 | 36 | 35 | 25 | 30 | 68 | 54 | 43 |
| E | 9 | 10 | 24 | 11 | 12 | 7 | 9 | 10 | 16 | 16 | 13 | 11 |
| TITLE 29 | 74 | 60 | 74 | 43 | 37 | 41 | 72 | 63 | 48 | 76 | 24 | 61 |
| OTHER | 22 | 19 | 11 | 14 | 25 | 22 | 23 | 16 | 9 | 17 | 22 | 25 |
| TOTAL | 230 | 230 | 255 | 244 | 270 | 251 | 217 | 233 | 190 | 284 | 193 | 294 |
| KENNEBEC | | | | | | | | | | | | |
| A | 29 | 37 | 53 | 53 | 59 | 61 | 31 | 24 | 38 | 64 | 56 | 58 |
| B | 69 | 61 | 106 | 99 | 94 | 80 | 70 | 72 | 79 | 131 | 97 | 67 |
| C | 148 | 126 | 160 | 124 | 117 | 140 | 131 | 147 | 131 | 165 | 114 | 130 |
| D | 154 | 112 | 181 | 164 | 148 | 176 | 186 | 132 | 142 | 180 | 167 | 153 |
| E | 56 | 46 | 73 | 65 | 70 | 61 | 54 | 45 | 64 | 66 | 78 | 53 |
| TITLE 29 | 205 | 249 | 299 | 238 | 214 | 244 | 212 | 222 | 283 | 239 | 250 | 234 |
| OTHER | 99 | 100 | 112 | 106 | 89 | 137 | 98 | 111 | 88 | 119 | 81 | 114 |
| TOTAL | 760 | 731 | 984 | 849 | 791 | 899 | 782 | 753 | 825 | 964 | 843 | 809 |
| KNOX | | | | | | | | | | | | |
| A | 11 | 14 | 5 | 11 | 10 | 9 | 16 | 11 | 7 | 12 | 10 | 10 |
| B | 28 | 24 | 26 | 28 | 25 | 27 | 31 | 23 | 28 | 33 | 18 | 10 |
| C | 61 | 58 | 65 | 50 | 60 | 57 | 43 | 57 | 52 | 57 | 42 | 68 |
| D | 63 | 46 | 58 | 75 | 86 | 115 | 48 | 65 | 54 | 61 | 84 | 80 |
| E | 25 | 23 | 28 | 41 | 59 | 72 | 29 | 18 | 23 | 41 | 47 | 52 |
| TITLE 29 | 166 | 169 | 168 | 189 | 295 | 291 | 163 | 182 | 132 | 148 | 248 | 294 |
| OTHER | 30 | 38 | 35 | 44 | 55 | 79 | 25 | 33 | 37 | 34 | 63 | 57 |
| TOTAL | 384 | 372 | 385 | 438 | 590 | 650 | 355 | 389 | 333 | 386 | 512 | 571 |
| LINCOLN | | | | | | | | | | | | |
| A | 3 | 9 | 5 | 11 | 20 | 24 | 3 | 7 | 6 | 4 | 15 | 19 |
| B | 17 | 24 | 24 | 40 | 11 | 17 | 12 | 28 | 20 | 19 | 36 | 15 |
| C | 24 | 26 | 35 | 66 | 54 | 58 | 24 | 21 | 25 | 44 | 52 | 66 |
| D | 25 | 35 | 104 | 133 | 73 | 75 | 17 | 27 | 49 | 99 | 112 | 95 |
| E | 8 | 16 | 35 | 42 | 36 | 31 | 13 | 16 | 17 | 34 | 35 | 38 |
| TITLE 29 | 146 | 171 | 64 | 60 | 125 | 155 | 142 | 165 | 65 | 33 | 92 | 149 |
| OTHER | 5 | 3 | 11 | 9 | 2 | 5 | 6 | 2 | 9 | 6 | 6 | 4 |
| TOTAL | 228 | 284 | 278 | 361 | 321 | 365 | 217 | 266 | 191 | 239 | 348 | 386 |

* - Includes cases filed and refiled
- Cases counted by defendant

SUPERIOR COURT
CRIMINAL FILINGS AND DISPOSITIONS
BY CLASS OF CHARGE *

| | FILINGS ----- | | | | | | DISPOSITIONS ----- | | | | | |
|--------------------|------------------|------|------|------|------|------|-----------------------|------|------|------|------|------|
| | 1980 | 1981 | 1982 | 1983 | 1984 | 1985 | 1980 | 1981 | 1982 | 1983 | 1984 | 1985 |
| OXFORD | | | | | | | | | | | | |
| A | 16 | 13 | 21 | 20 | 19 | 33 | 22 | 8 | 18 | 10 | 23 | 19 |
| B | 52 | 53 | 77 | 49 | 32 | 61 | 39 | 54 | 52 | 55 | 37 | 53 |
| C | 49 | 71 | 84 | 90 | 51 | 83 | 57 | 59 | 60 | 68 | 82 | 75 |
| D | 34 | 26 | 104 | 56 | 30 | 85 | 23 | 29 | 56 | 71 | 42 | 66 |
| E | 27 | 31 | 71 | 48 | 28 | 24 | 15 | 36 | 29 | 58 | 46 | 29 |
| TITLE 29 | 138 | 111 | 89 | 70 | 85 | 151 | 136 | 112 | 103 | 49 | 84 | 129 |
| OTHER | 16 | 16 | 19 | 36 | 36 | 52 | 14 | 11 | 15 | 29 | 35 | 46 |
| TOTAL | 332 | 321 | 465 | 369 | 281 | 489 | 306 | 309 | 333 | 340 | 349 | 417 |
| PENOBSCOT | | | | | | | | | | | | |
| A | 43 | 27 | 39 | 43 | 51 | 51 | 37 | 29 | 39 | 42 | 53 | 42 |
| B | 82 | 82 | 86 | 55 | 92 | 81 | 85 | 90 | 83 | 68 | 99 | 62 |
| C | 215 | 253 | 223 | 284 | 213 | 218 | 173 | 221 | 230 | 273 | 274 | 203 |
| D | 125 | 75 | 157 | 129 | 148 | 164 | 141 | 94 | 148 | 122 | 159 | 131 |
| E | 89 | 66 | 94 | 75 | 74 | 82 | 95 | 80 | 100 | 53 | 83 | 65 |
| TITLE 29 | 262 | 156 | 105 | 143 | 99 | 166 | 278 | 196 | 125 | 136 | 128 | 120 |
| OTHER | 45 | 51 | 58 | 63 | 34 | 91 | 68 | 42 | 54 | 65 | 44 | 83 |
| TOTAL | 861 | 710 | 762 | 792 | 711 | 853 | 877 | 752 | 779 | 759 | 840 | 706 |
| PISCATAQUIS | | | | | | | | | | | | |
| A | 6 | 4 | 3 | 7 | 4 | 4 | 5 | 3 | 7 | 5 | 7 | 5 |
| B | 44 | 19 | 14 | 17 | 11 | 11 | 14 | 19 | 14 | 12 | 11 | 12 |
| C | 33 | 23 | 43 | 25 | 31 | 19 | 17 | 32 | 36 | 26 | 17 | 33 |
| D | 18 | 11 | 38 | 42 | 29 | 52 | 22 | 12 | 41 | 22 | 21 | 63 |
| E | 13 | 14 | 16 | 6 | 26 | 29 | 4 | 21 | 16 | 11 | 9 | 39 |
| TITLE 29 | 34 | 35 | 16 | 24 | 6 | 8 | 16 | 43 | 24 | 15 | 17 | 11 |
| OTHER | 9 | 13 | 20 | 16 | 5 | 3 | 9 | 17 | 12 | 19 | 13 | 6 |
| TOTAL | 135 | 113 | 152 | 134 | 110 | 126 | 85 | 141 | 148 | 113 | 95 | 172 |
| SAGADAHOE | | | | | | | | | | | | |
| A | 3 | 8 | 7 | 5 | 20 | 12 | 3 | 10 | 3 | 6 | 14 | 14 |
| B | 26 | 35 | 30 | 25 | 18 | 38 | 16 | 37 | 24 | 24 | 25 | 20 |
| C | 51 | 30 | 41 | 31 | 58 | 61 | 39 | 35 | 23 | 30 | 63 | 55 |
| D | 41 | 31 | 38 | 57 | 51 | 69 | 35 | 33 | 36 | 35 | 65 | 52 |
| E | 20 | 15 | 23 | 28 | 32 | 37 | 16 | 17 | 14 | 23 | 34 | 34 |
| TITLE 29 | 166 | 130 | 111 | 138 | 121 | 179 | 133 | 128 | 101 | 70 | 161 | 174 |
| OTHER | 9 | 9 | 14 | 16 | 5 | 1 | 9 | 12 | 9 | 12 | 15 | 2 |
| TOTAL | 316 | 258 | 264 | 300 | 305 | 397 | 251 | 272 | 210 | 200 | 377 | 351 |

* - Includes cases filed and refiled
- Cases counted by defendant

TABLE SC-26
(con't)

SUPERIOR COURT
CRIMINAL FILINGS AND DISPOSITIONS
BY CLASS OF CHARGE *

| | <u>FILINGS</u> | | | | | | <u>DISPOSITIONS</u> | | | | | |
|-------------------|----------------|-------------|-------------|-------------|-------------|-------------|---------------------|-------------|-------------|-------------|-------------|-------------|
| | <u>1980</u> | <u>1981</u> | <u>1982</u> | <u>1983</u> | <u>1984</u> | <u>1985</u> | <u>1980</u> | <u>1981</u> | <u>1982</u> | <u>1983</u> | <u>1984</u> | <u>1985</u> |
| SOMERSET | | | | | | | | | | | | |
| A | 21 | 20 | 14 | 32 | 23 | 26 | 14 | 22 | 12 | 30 | 23 | 18 |
| B | 49 | 52 | 41 | 49 | 36 | 43 | 55 | 59 | 36 | 48 | 38 | 36 |
| C | 86 | 62 | 63 | 98 | 74 | 85 | 79 | 69 | 56 | 95 | 68 | 81 |
| D | 162 | 130 | 133 | 137 | 171 | 170 | 208 | 118 | 111 | 154 | 144 | 169 |
| E | 91 | 108 | 84 | 74 | 92 | 72 | 102 | 94 | 74 | 87 | 84 | 74 |
| TITLE 29 | 482 | 546 | 318 | 319 | 313 | 348 | 518 | 510 | 300 | 347 | 292 | 320 |
| OTHER | 102 | 99 | 116 | 108 | 96 | 86 | 80 | 102 | 121 | 102 | 98 | 66 |
| TOTAL | 993 | 1,017 | 769 | 817 | 805 | 830 | 1,056 | 974 | 710 | 863 | 747 | 764 |
| WALDO | | | | | | | | | | | | |
| A | 6 | 12 | 7 | 15 | 20 | 14 | 8 | 5 | 15 | 10 | 12 | 13 |
| B | 19 | 40 | 19 | 19 | 16 | 17 | 35 | 30 | 28 | 18 | 15 | 18 |
| C | 38 | 47 | 40 | 61 | 59 | 35 | 51 | 48 | 32 | 41 | 60 | 44 |
| D | 18 | 29 | 63 | 36 | 45 | 34 | 37 | 33 | 33 | 47 | 55 | 26 |
| E | 8 | 17 | 20 | 60 | 36 | 18 | 11 | 13 | 16 | 36 | 60 | 21 |
| TITLE 29 | 42 | 51 | 69 | 67 | 60 | 109 | 44 | 58 | 45 | 49 | 100 | 61 |
| OTHER | 9 | 23 | 18 | 10 | 12 | 21 | 13 | 20 | 17 | 14 | 7 | 12 |
| TOTAL | 140 | 219 | 236 | 268 | 248 | 248 | 199 | 207 | 186 | 215 | 309 | 195 |
| WASHINGTON | | | | | | | | | | | | |
| A | 17 | 15 | 15 | 18 | 13 | 26 | 26 | 9 | 13 | 14 | 10 | 23 |
| B | 39 | 53 | 31 | 37 | 26 | 27 | 64 | 36 | 35 | 38 | 24 | 26 |
| C | 47 | 86 | 65 | 93 | 96 | 84 | 48 | 76 | 52 | 88 | 76 | 93 |
| D | 32 | 27 | 26 | 59 | 68 | 73 | 44 | 29 | 21 | 56 | 52 | 74 |
| E | 17 | 10 | 15 | 16 | 36 | 21 | 17 | 14 | 8 | 20 | 32 | 23 |
| TITLE 29 | 46 | 42 | 30 | 76 | 31 | 17 | 74 | 36 | 24 | 72 | 47 | 16 |
| OTHER | 10 | 33 | 19 | 32 | 27 | 36 | 20 | 23 | 18 | 31 | 32 | 34 |
| TOTAL | 208 | 266 | 201 | 331 | 297 | 284 | 293 | 223 | 171 | 319 | 273 | 289 |
| YORK | | | | | | | | | | | | |
| A | 18 | 63 | 49 | 26 | 70 | 76 | 21 | 41 | 43 | 39 | 53 | 58 |
| B | 140 | 152 | 237 | 167 | 107 | 160 | 116 | 155 | 148 | 202 | 142 | 110 |
| C | 149 | 235 | 270 | 183 | 108 | 209 | 133 | 195 | 191 | 212 | 174 | 137 |
| D | 179 | 180 | 236 | 179 | 143 | 199 | 204 | 161 | 187 | 228 | 167 | 154 |
| E | 101 | 85 | 87 | 70 | 67 | 94 | 121 | 75 | 78 | 80 | 82 | 72 |
| TITLE 29 | 529 | 479 | 243 | 296 | 272 | 458 | 548 | 434 | 297 | 294 | 319 | 349 |
| OTHER | 44 | 66 | 60 | 72 | 81 | 102 | 53 | 56 | 57 | 68 | 80 | 86 |
| TOTAL | 1,160 | 1,260 | 1,182 | 993 | 848 | 1,298 | 1,196 | 1,117 | 1,001 | 1,123 | 1,017 | 966 |

* - Includes cases filed and refiled
- Cases counted by defendant

SUPERIOR COURT
CRIMINAL FILINGS
BY TYPE OF RECORDING METHOD*

| <u>COURT</u> | <u>COUNTED BY DOCKET NUMBER</u> | <u>COUNTED BY DEFENDANT</u> | <u>% INCREASE IN FILINGS WHEN COUNTED BY DEFENDANT</u> |
|--------------|-------------------------------------|---------------------------------|--|
| ANDROSCOGGIN | 784 | 830 | 5.9 |
| ARROSTOOK | 426 | 426 | 0.0 |
| CUMBERLAND | 2,222 | 2,276 | 2.4 |
| FRANKLIN | 526 | 544 | 3.4 |
| HANCOCK | 236 | 251 | 6.4 |
| KENNEBEC | 882 | 899 | 1.9 |
| KNOX | 649 | 650 | .2 |
| LINCOLN | 357 | 365 | 2.2 |
| OXFORD | 469 | 489 | 4.3 |
| PENOBSCOT | 851 | 853 | .2 |
| PISCATAQUIS | 125 | 126 | .8 |
| SAGadahoc | 383 | 397 | 3.7 |
| SOMERSET | 827 | 830 | .4 |
| WALDO | 247 | 248 | .4 |
| WASHINGTON | 273 | 284 | 4.0 |
| YORK | 1,251 | 1,298 | 3.8 |
| STATE TOTAL | 10,508 | 10,766 | 2.5 |

* Includes cases filed and refiled

**SUPERIOR COURT
CRIMINAL PENDING CASELOAD*
AND
OUTSTANDING WARRANTS OF ARREST**

| COURT | # OF PENDING CASES* | | | | # OF OUTSTANDING WARRANTS | | | | % OF PENDING CASES FOR WHICH COURT MAY NOT BE RESPONSIBLE | | | |
|--------------|---------------------|-------|-------|-------|---------------------------|-------|-------|-------|---|------|------|------|
| | 1982 | 1983 | 1984 | 1985 | 1982 | 1983 | 1984 | 1985 | 1982 | 1983 | 1984 | 1985 |
| ANDROSCOGGIN | 556 | 514 | 550 | 645 | 142 | 139 | 166 | 211 | 25.5 | 27.0 | 30.2 | 32.7 |
| AROOSTOOK | 389 | 319 | 239 | 260 | 102 | 102 | 113 | 83 | 26.2 | 32.0 | 47.3 | 31.9 |
| CUMBERLAND | 1,261 | 1,150 | 1,107 | 1,505 | 347 | 420 | 459 | 442 | 27.5 | 36.5 | 41.5 | 29.4 |
| FRANKLIN | 232 | 203 | 255 | 285 | 12 | 35 | 49 | 52 | 5.2 | 17.2 | 19.2 | 18.2 |
| HANCOCK | 225 | 185 | 262 | 219 | 61 | 58 | 66 | 57 | 27.1 | 31.4 | 25.2 | 26.0 |
| KENNEBEC | 596 | 481 | 429 | 519 | 135 | 85 | 32 | 103 | 22.7 | 17.7 | 7.5 | 19.8 |
| KNOX | 228 | 280 | 358 | 437 | 73 | 79 | 103 | 102 | 32.0 | 28.2 | 28.8 | 23.3 |
| LINCOLN | 187 | 309 | 282 | 261 | 26 | 28 | 53 | 52 | 13.9 | 9.1 | 18.8 | 19.9 |
| OXFORD | 336 | 365 | 297 | 369 | 92 | 100 | 119 | 125 | 27.4 | 27.4 | 40.1 | 33.9 |
| PENOBSCOT | 381 | 414 | 285 | 432 | 132 | 106 | 80 | 94 | 34.6 | 25.6 | 28.1 | 21.8 |
| PISCATAQUIS | 99 | 120 | 135 | 89 | 19 | 17 | 19 | 21 | 19.2 | 14.2 | 14.1 | 23.6 |
| SAGadahoc | 166 | 266 | 194 | 240 | 14 | 28 | 42 | 44 | 8.4 | 10.5 | 21.6 | 18.3 |
| SOMERSET | 401 | 355 | 413 | 479 | 165 | 198 | 217 | 239 | 41.1 | 55.8 | 52.5 | 49.9 |
| WALDO | 178 | 231 | 170 | 223 | 56 | 68 | 76 | 75 | 31.5 | 29.4 | 44.7 | 33.6 |
| WASHINGTON | 214 | 226 | 250 | 245 | 72 | 90 | 91 | 94 | 33.6 | 39.8 | 36.4 | 38.4 |
| YORK | 855 | 725 | 556 | 888 | 232 | 184 | 220 | 180 | 27.1 | 25.4 | 39.6 | 20.3 |
| STATE TOTAL | 6,304 | 6,143 | 5,782 | 7,096 | 1,680 | 1,737 | 1,905 | 1,974 | 26.6 | 28.3 | 32.9 | 27.8 |

* - Number of Pending cases - counted by defendant, as of December 31st.

- Number of Outstanding warrants for disposed cases for which there are outstanding fines, as of December 15th.

- See page 51 for more detailed explanation of this table.

CRIMINAL DISPOSITIONS
BY TYPE OF CASE*
1985

| STATE TOTAL TYPE OF CASE | CONVICTED | | ACQUITTED | | DISMISSED** | | OTHER | | TOTAL | |
|----------------------------------|-----------|------|-----------|------|-------------|------|-------|------|-------|-------|
| | # | % | # | % | # | % | # | % | # | % |
| BAIL REVIEW | 0 | 0.0 | 0 | 0.0 | 4 | 1.5 | 257 | 98.5 | 261 | 100.0 |
| TRANSFER | 2,550 | 54.1 | 98 | 2.1 | 1,847 | 39.2 | 222 | 4.7 | 4,717 | 100.0 |
| APPEAL | 3 | 2.2 | 0 | 0.0 | 33 | 23.7 | 103 | 74.1 | 139 | 100.0 |
| BOUND OVER | 136 | 40.6 | 7 | 2.1 | 156 | 46.6 | 36 | 10.7 | 335 | 100.0 |
| INDICTMENT | 2,043 | 73.5 | 81 | 2.9 | 605 | 21.8 | 50 | 1.8 | 2,779 | 100.0 |
| INFORMATION | 644 | 96.4 | 1 | .1 | 19 | 2.8 | 4 | .6 | 668 | 100.0 |
| JUVENILE APPEAL | 0 | 0.0 | 0 | 0.0 | 4 | 25.0 | 12 | 75.0 | 16 | 100.0 |
| OTHER | 11 | 7.8 | 1 | .7 | 34 | 24.1 | 95 | 67.4 | 141 | 100.0 |
| REFILING-PROBATION REVOCATION | 0 | 0.0 | 0 | 0.0 | 41 | 11.5 | 316 | 88.5 | 357 | 100.0 |
| REFILING-NEW TRIAL | 9 | 29.0 | 7 | 22.6 | 12 | 38.7 | 3 | 9.7 | 31 | 100.0 |
| TOTAL | 5,396 | 57.1 | 195 | 2.1 | 2,755 | 29.2 | 1,098 | 11.6 | 9,444 | 100.0 |

CRIMINAL DISPOSITIONS
BY CLASS OF CHARGE*
1985

| CLASS OF CHARGE | CONVICTED | | ACQUITTED | | DISMISSED** | | OTHER | | TOTAL | |
|-----------------|-----------|------|-----------|-----|-------------|------|-------|------|-------|-------|
| | # | % | # | % | # | % | # | % | # | % |
| A | 310 | 63.4 | 32 | 6.5 | 114 | 23.3 | 33 | 6.7 | 489 | 100.0 |
| B | 573 | 72.7 | 12 | 1.5 | 178 | 22.6 | 25 | 3.2 | 788 | 100.0 |
| C | 1,332 | 71.6 | 40 | 2.2 | 425 | 22.8 | 63 | 3.4 | 1,860 | 100.0 |
| D | 1,136 | 55.2 | 40 | 1.9 | 769 | 37.4 | 112 | 5.4 | 2,057 | 100.0 |
| E | 472 | 51.9 | 15 | 1.7 | 357 | 39.3 | 65 | 7.2 | 909 | 100.0 |
| TITLE 29 | 1,494 | 60.7 | 54 | 2.2 | 768 | 31.2 | 147 | 6.0 | 2,463 | 100.0 |
| OTHER | 79 | 9.0 | 2 | .2 | 144 | 16.4 | 653 | 74.4 | 878 | 100.0 |
| TOTAL | 5,396 | 57.1 | 195 | 2.1 | 2,755 | 29.2 | 1,098 | 11.6 | 9,444 | 100.0 |

* - Includes cases filed and refiled
 - Cases counted by defendant
 - Percentages may not total 100.0 due to rounding
 - See footnote to Table SC-24 for caveat concerning boundover case statistics

** - Dismissed by court or by D.A.

SUPERIOR COURT
CRIMINAL DISPOSITIONS BY TYPE OF DISPOSITION*

| TYPE OF DISPOSITION ----- | 1983 # DISPOSED | % OF DISPOSITIONS | 1984 # DISPOSED | % OF DISPOSITIONS | 1985 # DISPOSED | % OF DISPOSITIONS |
|--------------------------------|--------------------|----------------------|--------------------|----------------------|--------------------|----------------------|
| ----- | ----- | ----- | ----- | ----- | ----- | ----- |
| STATE TOTAL | | | | | | |
| DISTRICT COURT BAIL REVISED | 119 | 1.2 | 145 | 1.6 | 194 | 2.1 |
| DISTRICT COURT BAIL AFFIRMED | 39 | .4 | 44 | .5 | 52 | .6 |
| DISHESSED BY COURT | 223 | 2.3 | 152 | 1.6 | 124 | 1.3 |
| DISHESSED BY D.A. RULE 4B(a) | 3,021 | 31.2 | 2,624 | 28.1 | 2,631 | 27.9 |
| FILED CASE | 135 | 1.4 | 168 | 1.8 | 122 | 1.3 |
| JUVENILE APPEAL DISPOSITIONS | 5 | .1 | 12 | .1 | 5 | 0.0 |
| NOT GUILTY, REASON OF INSANITY | 3 | 0.0 | 14 (a) | .1 | 7 | .1 |
| PROBATION REVOKED | 116 | 1.2 | 155 | 1.7 | 233 | 2.5 |
| CONVICTED-PLEA | 4,993 | 51.5 | 4,984 | 53.4 | 4,984 | 52.8 |
| CONVICTED-JURY TRIAL | 285 | 2.9 | 276 | 3.0 | 290 | 3.1 |
| CONVICTED-JURY WAIVED TRIAL | 125 | 1.3 | 130 | 1.4 | 122 | 1.3 |
| ACQUITTED-JURY TRIAL | 120 | 1.2 | 133 | 1.4 | 140 | 1.5 |
| ACQUITTED-JURY WAIVED TRIAL | 37 | .4 | 47 | .5 | 55 | .6 |
| MISTRIAL | 22 | .2 | 17 | .2 | 18 | .2 |
| OTHER | 446 | 4.6 | 440 | 4.7 | 467 | 4.9 |
| TOTAL | 9,689 | 100.0 | 9,341 | 100.0 | 9,444 | 100.0 |

- * - Includes the disposition of cases filed and refiled
- Cases counted by defendant
- Percentages may not total 100.0 due to rounding
- Types of dispositions are defined on page 138 of this report
(a) 8 cases involved one Kennebec defendant

SUPERIOR COURT
CRIMINAL DISPOSITIONS BY TYPE OF DISPOSITION*

| TYPE OF DISPOSITION | 1983 # DISPOSED | % OF DISPOSITIONS | 1984 # DISPOSED | % OF DISPOSITIONS | 1985 # DISPOSED | % OF DISPOSITIONS |
|--------------------------------|--------------------|----------------------|--------------------|----------------------|--------------------|----------------------|
| ANDROSCOGGIN | | | | | | |
| DISTRICT COURT BAIL REVISED | 2 | .3 | 8 | 1.1 | 13 | 1.8 |
| DISTRICT COURT BAIL AFFIRMED | 1 | .1 | 2 | .3 | 4 | .5 |
| DISHMISSED BY COURT | 10 | 1.4 | 8 | 1.1 | 10 | 1.4 |
| DISHMISSED BY D.A. RULE 4B(a) | 203 | 27.6 | 209 | 29.6 | 147 | 20.0 |
| FILED CASE | 10 | 1.4 | 29 | 4.1 | 25 | 3.4 |
| JUVENILE APPEAL DISPOSITIONS | 0 | 0.0 | 0 | 0.0 | 0 | 0.0 |
| NOT GUILTY, REASON OF INSANITY | 0 | 0.0 | 0 | 0.0 | 2 | .3 |
| PROBATION REVOKED | 10 | 1.4 | 18 | 2.5 | 39 | 5.3 |
| CONVICTED-PLEA | 428 | 58.2 | 365 | 51.6 | 423 | 57.6 |
| CONVICTED-JURY TRIAL | 28 | 3.8 | 21 | 3.0 | 20 | 2.7 |
| CONVICTED-JURY WAIVED TRIAL | 9 | 1.2 | 2 | .3 | 5 | .7 |
| ACQUITTED-JURY TRIAL | 7 | 1.0 | 9 | 1.3 | 9 | 1.2 |
| ACQUITTED-JURY WAIVED TRIAL | 3 | .4 | 0 | 0.0 | 1 | .1 |
| MISTRIAL | 1 | .1 | 2 | .3 | 2 | .3 |
| OTHER | 23 | 3.1 | 34 | 4.8 | 35 | 4.8 |
| TOTAL | 735 | 100.0 | 707 | 100.0 | 735 | 100.0 |
| AROOSTOOK | | | | | | |
| DISTRICT COURT BAIL REVISED | 10 | 1.5 | 13 | 2.7 | 15 | 3.7 |
| DISTRICT COURT BAIL AFFIRMED | 5 | .8 | 3 | .6 | 4 | 1.0 |
| DISHMISSED BY COURT | 11 | 1.7 | 19 | 3.9 | 10 | 2.5 |
| DISHMISSED BY D.A. RULE 4B(a) | 203 | 31.0 | 114 | 23.4 | 112 | 27.7 |
| FILED CASE | 19 | 2.9 | 14 | 2.9 | 8 | 2.0 |
| JUVENILE APPEAL DISPOSITIONS | 0 | 0.0 | 0 | 0.0 | 0 | 0.0 |
| NOT GUILTY, REASON OF INSANITY | 0 | 0.0 | 0 | 0.0 | 0 | 0.0 |
| PROBATION REVOKED | 6 | .9 | 15 | 3.1 | 9 | 2.2 |
| CONVICTED-PLEA | 323 | 49.3 | 232 | 47.5 | 193 | 47.7 |
| CONVICTED-JURY TRIAL | 19 | 2.9 | 29 | 5.9 | 23 | 5.7 |
| CONVICTED-JURY WAIVED TRIAL | 7 | 1.1 | 9 | 1.8 | 10 | 2.5 |
| ACQUITTED-JURY TRIAL | 9 | 1.4 | 18 | 3.7 | 11 | 2.7 |
| ACQUITTED-JURY WAIVED TRIAL | 0 | 0.0 | 1 | .2 | 2 | .5 |
| MISTRIAL | 1 | .2 | 0 | 0.0 | 0 | 0.0 |
| OTHER | 42 | 6.4 | 21 | 4.3 | 8 | 2.0 |
| TOTAL | 655 | 100.0 | 488 | 100.0 | 405 | 100.0 |

- * - Includes the disposition of cases filed and refiled
- Cases counted by defendant
- Percentages may not total 100.0 due to rounding
- Types of dispositions are defined on page 138 of this report

SUPERIOR COURT
CRIMINAL DISPOSITIONS BY TYPE OF DISPOSITION*

| TYPE OF DISPOSITION | 1983 # DISPOSED | % OF DISPOSITIONS | 1984 # DISPOSED | % OF DISPOSITIONS | 1985 # DISPOSED | % OF DISPOSITIONS |
|--------------------------------|--------------------|----------------------|--------------------|----------------------|--------------------|----------------------|
| CUMBERLAND | | | | | | |
| DISTRICT COURT BAIL REVISED | 26 | 1.3 | 50 | 2.7 | 61 | 3.2 |
| DISTRICT COURT BAIL AFFIRMED | 7 | .3 | 14 | .7 | 12 | .6 |
| DISMISSED BY COURT | 7 | .3 | 19 | 1.0 | 18 | 1.0 |
| DISMISSED BY D.A. RULE 4B(a) | 799 | 39.1 | 609 | 32.6 | 610 | 32.5 |
| FILED CASE | 2 | .1 | 3 | .2 | 3 | .2 |
| JUVENILE APPEAL DISPOSITIONS | 0 | 0.0 | 1 | .1 | 0 | 0.0 |
| NOT GUILTY, REASON OF INSANITY | 0 | 0.0 | 0 | 0.0 | 2 | .1 |
| PROBATION REVOKED | 30 | 1.5 | 22 | 1.2 | 60 | 3.2 |
| CONVICTED-PLEA | 1,016 | 49.8 | 1,010 | 54.0 | 982 | 52.3 |
| CONVICTED-JURY TRIAL | 40 | 2.0 | 28 | 1.5 | 31 | 1.7 |
| CONVICTED-JURY WAIVED TRIAL | 16 | .8 | 13 | .7 | 15 | .8 |
| ACQUITTED-JURY TRIAL | 19 | .9 | 22 | 1.2 | 20 | 1.1 |
| ACQUITTED-JURY WAIVED TRIAL | 2 | .1 | 7 | .4 | 2 | .1 |
| MISTRIAL | 1 | 0.0 | 0 | 0.0 | 1 | .1 |
| OTHER | 77 | 3.8 | 71 | 3.8 | 61 | 3.2 |
| TOTAL | 2,042 | 100.0 | 1,869 | 100.0 | 1,878 | 100.0 |
| FRANKLIN | | | | | | |
| DISTRICT COURT BAIL REVISED | 17 | 3.7 | 5 | 1.3 | 6 | 1.2 |
| DISTRICT COURT BAIL AFFIRMED | 0 | 0.0 | 0 | 0.0 | 1 | .2 |
| DISMISSED BY COURT | 10 | 2.2 | 5 | 1.3 | 5 | 1.0 |
| DISMISSED BY D.A. RULE 4B(a) | 145 | 31.7 | 108 | 28.1 | 187 | 36.4 |
| FILED CASE | 30 | 6.6 | 38 | 9.9 | 31 | 6.0 |
| JUVENILE APPEAL DISPOSITIONS | 0 | 0.0 | 2 | .5 | 0 | 0.0 |
| NOT GUILTY, REASON OF INSANITY | 0 | 0.0 | 0 | 0.0 | 0 | 0.0 |
| PROBATION REVOKED | 0 | 0.0 | 3 | .8 | 0 | 0.0 |
| CONVICTED-PLEA | 217 | 47.5 | 196 | 51.0 | 239 | 46.5 |
| CONVICTED-JURY TRIAL | 7 | 1.5 | 8 | 2.1 | 14 | 2.7 |
| CONVICTED-JURY WAIVED TRIAL | 4 | .9 | 0 | 0.0 | 2 | .4 |
| ACQUITTED-JURY TRIAL | 4 | .9 | 9 | 2.3 | 3 | .6 |
| ACQUITTED-JURY WAIVED TRIAL | 4 | .9 | 2 | .5 | 3 | .6 |
| MISTRIAL | 2 | .4 | 1 | .3 | 3 | .6 |
| OTHER | 17 | 3.7 | 7 | 1.8 | 20 | 3.9 |
| TOTAL | 457 | 100.0 | 384 | 100.0 | 514 | 100.0 |

- * - Includes the disposition of cases filed and refiled
- Cases counted by defendant
- Percentages may not total 100.0 due to rounding
- Types of dispositions are defined on page 138 of this report

SUPERIOR COURT
CRIMINAL DISPOSITIONS BY TYPE OF DISPOSITION*

| <u>TYPE OF DISPOSITION</u> | <u>1983</u> <u># DISPOSED</u> | <u>% OF</u> <u>DISPOSITIONS</u> | <u>1984</u> <u># DISPOSED</u> | <u>% OF</u> <u>DISPOSITIONS</u> | <u>1985</u> <u># DISPOSED</u> | <u>% OF</u> <u>DISPOSITIONS</u> |
|--------------------------------|----------------------------------|------------------------------------|----------------------------------|------------------------------------|----------------------------------|------------------------------------|
| HANCOCK | | | | | | |
| DISTRICT COURT BAIL REVISED | 0 | 0.0 | 0 | 0.0 | 0 | 0.0 |
| DISTRICT COURT BAIL AFFIRMED | 0 | 0.0 | 1 | .5 | 0 | 0.0 |
| DISMISSED BY COURT | 4 | 1.4 | 3 | 1.6 | 0 | 0.0 |
| DISMISSED BY D.A RULE 4B(a) | 82 | 28.9 | 51 | 26.4 | 90 | 30.6 |
| FILED CASE | 6 | 2.1 | 11 | 5.7 | 2 | .7 |
| JUVENILE APPEAL DISPOSITIONS | 1 | .4 | 0 | 0.0 | 0 | 0.0 |
| NOT GUILTY, REASON OF INSANITY | 0 | 0.0 | 0 | 0.0 | 0 | 0.0 |
| PROBATION REVOKED | 2 | .7 | 5 | 2.6 | 8 | 2.7 |
| CONVICTED-PLEA | 157 | 55.3 | 88 | 45.6 | 154 | 52.4 |
| CONVICTED-JURY TRIAL | 9 | 3.2 | 14 | 7.3 | 15 | 5.1 |
| CONVICTED-JURY WAIVED TRIAL | 4 | 1.4 | 2 | 1.0 | 3 | 1.0 |
| ACQUITTED-JURY TRIAL | 7 | 2.5 | 0 | 0.0 | 5 | 1.7 |
| ACQUITTED-JURY WAIVED TRIAL | 2 | .7 | 1 | .5 | 2 | .7 |
| MISTRIAL | 0 | 0.0 | 2 | 1.0 | 0 | 0.0 |
| OTHER | 10 | 3.5 | 15 | 7.8 | 15 | 5.1 |
| TOTAL | 284 | 100.0 | 193 | 100.0 | 294 | 100.0 |
| KENNEBEC | | | | | | |
| DISTRICT COURT BAIL REVISED | 19 | 2.0 | 16 | 1.9 | 30 | 3.7 |
| DISTRICT COURT BAIL AFFIRMED | 14 | 1.5 | 10 | 1.2 | 11 | 1.4 |
| DISMISSED BY COURT | 98 | 10.2 | 4 | .5 | 7 | .9 |
| DISMISSED BY D.A RULE 4B(a) | 156 | 16.2 | 151 | 17.9 | 131 | 16.2 |
| FILED CASE | 26 | 2.7 | 18 | 2.1 | 9 | 1.1 |
| JUVENILE APPEAL DISPOSITIONS | 1 | .1 | 1 | .1 | 3 | .4 |
| NOT GUILTY, REASON OF INSANITY | 1 | .1 | 13 | 1.5 | 2 | .2 |
| PROBATION REVOKED | 22 | 2.3 | 20 | 2.4 | 32 | 4.0 |
| CONVICTED-PLEA | 504 | 52.3 | 492 | 58.4 | 483 | 59.7 |
| CONVICTED-JURY TRIAL | 31 | 3.2 | 30 | 3.6 | 19 | 2.3 |
| CONVICTED-JURY WAIVED TRIAL | 10 | 1.0 | 16 | 1.9 | 13 | 1.6 |
| ACQUITTED-JURY TRIAL | 16 | 1.7 | 9 | 1.1 | 15 | 1.9 |
| ACQUITTED-JURY WAIVED TRIAL | 4 | .4 | 5 | .6 | 3 | .4 |
| MISTRIAL | 2 | .2 | 3 | .4 | 1 | .1 |
| OTHER | 60 | 6.2 | 55 | 6.5 | 50 | 6.2 |
| TOTAL | 964 | 100.0 | 843 | 100.0 | 809 | 100.0 |

* - Includes the disposition of cases filed and refiled
 - Cases counted by defendant
 - Percentages may not total 100.0 due to rounding
 - Types of dispositions are defined on page 138 of this report

SUPERIOR COURT
CRIMINAL DISPOSITIONS BY TYPE OF DISPOSITION*

| TYPE OF DISPOSITION | 1983 # DISPOSED | % OF DISPOSITIONS | 1984 # DISPOSED | % OF DISPOSITIONS | 1985 # DISPOSED | % OF DISPOSITIONS |
|--------------------------------|--------------------|----------------------|--------------------|----------------------|--------------------|----------------------|
| KNOX | | | | | | |
| DISTRICT COURT BAIL REVISED | 4 | 1.0 | 3 | .6 | 5 | .9 |
| DISTRICT COURT BAIL AFFIRMED | 1 | .3 | 1 | .2 | 2 | .4 |
| DISMISSED BY COURT | 26 | 6.7 | 14 | 2.7 | 8 | 1.4 |
| DISMISSED BY D.A RULE 4B(a) | 75 | 19.4 | 121 | 23.6 | 138 | 24.2 |
| FILED CASE | 1 | .3 | 1 | .2 | 0 | 0.0 |
| JUVENILE APPEAL DISPOSITIONS | 0 | 0.0 | 0 | 0.0 | 1 | .2 |
| NOT GUILTY, REASON OF INSANITY | 0 | 0.0 | 0 | 0.0 | 0 | 0.0 |
| PROBATION REVOKED | 0 | 0.0 | 11 | 2.1 | 8 | 1.4 |
| CONVICTED-PLEA | 243 | 63.0 | 332 | 64.8 | 383 | 67.1 |
| CONVICTED-JURY TRIAL | 10 | 2.6 | 3 | .6 | 9 | 1.6 |
| CONVICTED-JURY WAIVED TRIAL | 7 | 1.8 | 4 | .8 | 3 | .5 |
| ACQUITTED-JURY TRIAL | 3 | .8 | 1 | .2 | 2 | .4 |
| ACQUITTED-JURY WAIVED TRIAL | 2 | .5 | 2 | .4 | 0 | 0.0 |
| MISTRIAL | 0 | 0.0 | 2 | .4 | 0 | 0.0 |
| OTHER | 14 | 3.6 | 17 | 3.3 | 12 | 2.1 |
| TOTAL | 386 | 100.0 | 512 | 100.0 | 571 | 100.0 |
| LINCOLN | | | | | | |
| DISTRICT COURT BAIL REVISED | 0 | 0.0 | 0 | 0.0 | 4 | 1.0 |
| DISTRICT COURT BAIL AFFIRMED | 1 | .4 | 2 | .6 | 1 | .3 |
| DISMISSED BY COURT | 0 | 0.0 | 8 | 2.3 | 7 | 1.8 |
| DISMISSED BY D.A RULE 4B(a) | 54 | 22.6 | 126 | 36.2 | 105 | 27.2 |
| FILED CASE | 0 | 0.0 | 0 | 0.0 | 0 | 0.0 |
| JUVENILE APPEAL DISPOSITIONS | 0 | 0.0 | 0 | 0.0 | 1 | .3 |
| NOT GUILTY, REASON OF INSANITY | 0 | 0.0 | 0 | 0.0 | 0 | 0.0 |
| PROBATION REVOKED | 1 | .4 | 0 | 0.0 | 1 | .3 |
| CONVICTED-PLEA | 162 | 67.8 | 186 | 53.4 | 201 | 52.1 |
| CONVICTED-JURY TRIAL | 6 | 2.5 | 4 | 1.1 | 12 | 3.1 |
| CONVICTED-JURY WAIVED TRIAL | 1 | .4 | 5 | 1.4 | 9 | 2.3 |
| ACQUITTED-JURY TRIAL | 2 | .8 | 10 | 2.9 | 9 | 2.3 |
| ACQUITTED-JURY WAIVED TRIAL | 0 | 0.0 | 2 | .6 | 8 | 2.1 |
| MISTRIAL | 0 | 0.0 | 0 | 0.0 | 0 | 0.0 |
| OTHER | 12 | 5.0 | 5 | 1.4 | 28 | 7.3 |
| TOTAL | 239 | 100.0 | 348 | 100.0 | 386 | 100.0 |

* - Includes the disposition of cases filed and refiled
 - Cases counted by defendant
 - Percentages may not total 100.0 due to rounding
 - Types of dispositions are defined on page 138 of this report

SUPERIOR COURT
CRIMINAL DISPOSITIONS BY TYPE OF DISPOSITION*

| TYPE OF DISPOSITION | 1983 # DISPOSED | % OF DISPOSITIONS | 1984 # DISPOSED | % OF DISPOSITIONS | 1985 # DISPOSED | % OF DISPOSITIONS |
|--------------------------------|--------------------|----------------------|--------------------|----------------------|--------------------|----------------------|
| OXFORD | | | | | | |
| DISTRICT COURT BAIL REVISED | 4 | 1.2 | 10 | 2.9 | 11 | 2.6 |
| DISTRICT COURT BAIL AFFIRMED | 1 | .3 | 0 | 0.0 | 1 | .2 |
| DISMISSED BY COURT | 20 | 5.9 | 16 | 4.6 | 17 | 4.1 |
| DISMISSED BY D.A RULE 4B(a) | 77 | 22.6 | 79 | 22.6 | 125 | 30.0 |
| FILED CASE | 7 | 2.1 | 10 | 2.9 | 10 | 2.4 |
| JUVENILE APPEAL DISPOSITIONS | 0 | 0.0 | 0 | 0.0 | 0 | 0.0 |
| NOT GUILTY, REASON OF INSANITY | 0 | 0.0 | 0 | 0.0 | 0 | 0.0 |
| PROBATION REVOKED | 8 | 2.4 | 6 | 1.7 | 11 | 2.6 |
| CONVICTED-PLEA | 169 | 49.7 | 176 | 50.4 | 196 | 47.0 |
| CONVICTED-JURY TRIAL | 21 | 6.2 | 18 | 5.2 | 11 | 2.6 |
| CONVICTED-JURY WAIVED TRIAL | 12 | 3.5 | 10 | 2.9 | 2 | .5 |
| ACQUITTED-JURY TRIAL | 10 | 2.9 | 7 | 2.0 | 13 | 3.1 |
| ACQUITTED-JURY WAIVED TRIAL | 2 | .6 | 1 | .3 | 4 | 1.0 |
| MISTRIAL | 0 | 0.0 | 0 | 0.0 | 1 | .2 |
| OTHER | 9 | 2.6 | 16 | 4.6 | 15 | 3.6 |
| TOTAL | 340 | 100.0 | 349 | 100.0 | 417 | 100.0 |
| PENOBSCOT | | | | | | |
| DISTRICT COURT BAIL REVISED | 2 | .3 | 1 | .1 | 16 | 2.3 |
| DISTRICT COURT BAIL AFFIRMED | 3 | .4 | 6 | .7 | 5 | .7 |
| DISMISSED BY COURT | 14 | 1.8 | 18 | 2.1 | 8 | 1.1 |
| DISMISSED BY D.A RULE 4B(a) | 215 | 28.3 | 175 | 20.8 | 172 | 24.4 |
| FILED CASE | 1 | .1 | 0 | 0.0 | 0 | 0.0 |
| JUVENILE APPEAL DISPOSITIONS | 1 | .1 | 4 | .5 | 0 | 0.0 |
| NOT GUILTY, REASON OF INSANITY | 0 | 0.0 | 0 | 0.0 | 0 | 0.0 |
| PROBATION REVOKED | 12 | 1.6 | 13 | 1.5 | 26 | 3.7 |
| CONVICTED-PLEA | 373 | 49.1 | 510 | 60.7 | 362 | 51.3 |
| CONVICTED-JURY TRIAL | 49 | 6.5 | 43 | 5.1 | 44 | 6.2 |
| CONVICTED-JURY WAIVED TRIAL | 12 | 1.6 | 10 | 1.2 | 11 | 1.6 |
| ACQUITTED-JURY TRIAL | 10 | 1.3 | 16 | 1.9 | 13 | 1.8 |
| ACQUITTED-JURY WAIVED TRIAL | 3 | .4 | 4 | .5 | 7 | 1.0 |
| MISTRIAL | 2 | .3 | 2 | .2 | 3 | .4 |
| OTHER | 62 | 8.2 | 38 | 4.5 | 39 | 5.5 |
| TOTAL | 759 | 100.0 | 840 | 100.0 | 706 | 100.0 |

* - Includes the disposition of cases filed and refiled
 - Cases counted by defendant
 - Percentages may not total 100.0 due to rounding
 - Types of dispositions are defined on page 138 of this report

SUPERIOR COURT
CRIMINAL DISPOSITIONS BY TYPE OF DISPOSITION*

| TYPE OF DISPOSITION | 1983 # DISPOSED | % OF DISPOSITIONS | 1984 # DISPOSED | % OF DISPOSITIONS | 1985 # DISPOSED | % OF DISPOSITIONS |
|--------------------------------|--------------------|----------------------|--------------------|----------------------|--------------------|----------------------|
| PISCATAQUIS | | | | | | |
| DISTRICT COURT BAIL REVISED | 0 | 0.0 | 0 | 0.0 | 0 | 0.0 |
| DISTRICT COURT BAIL AFFIRMED | 0 | 0.0 | 0 | 0.0 | 0 | 0.0 |
| DISMISSED BY COURT | 0 | 0.0 | 1 | 1.1 | 4 | 2.3 |
| DISMISSED BY D.A RULE 4B(a) | 59 | 52.7 | 40 | 42.1 | 62 | 36.0 |
| FILED CASE | 0 | 0.0 | 0 | 0.0 | 0 | 0.0 |
| JUVENILE APPEAL DISPOSITIONS | 0 | 0.0 | 0 | 0.0 | 0 | 0.0 |
| NOT GUILTY, REASON OF INSANITY | 0 | 0.0 | 0 | 0.0 | 0 | 0.0 |
| PROBATION REVOKED | 0 | 0.0 | 2 | 2.1 | 1 | .6 |
| CONVICTED-PLEA | 41 | 36.6 | 46 | 48.4 | 74 | 43.0 |
| CONVICTED-JURY TRIAL | 1 | .9 | 0 | 0.0 | 15 | 8.7 |
| CONVICTED-JURY WAIVED TRIAL | 6 | 5.4 | 0 | 0.0 | 4 | 2.3 |
| ACQUITTED-JURY TRIAL | 1 | .9 | 0 | 0.0 | 3 | 1.7 |
| ACQUITTED-JURY WAIVED TRIAL | 0 | 0.0 | 0 | 0.0 | 1 | .6 |
| MISTRIAL | 0 | 0.0 | 1 | 1.1 | 0 | 0.0 |
| OTHER | 4 | 3.6 | 5 | 5.3 | 8 | 4.7 |
| TOTAL | 112 | 100.0 | 95 | 100.0 | 172 | 100.0 |
| SAGADAHOC | | | | | | |
| DISTRICT COURT BAIL REVISED | 1 | .5 | 3 | .8 | 4 | 1.1 |
| DISTRICT COURT BAIL AFFIRMED | 0 | 0.0 | 1 | .3 | 1 | .3 |
| DISMISSED BY COURT | 0 | 0.0 | 13 | 3.4 | 6 | 1.7 |
| DISMISSED BY D.A RULE 4B(a) | 71 | 35.5 | 122 | 32.4 | 84 | 24.0 |
| FILED CASE | 0 | 0.0 | 0 | 0.0 | 0 | 0.0 |
| JUVENILE APPEAL DISPOSITIONS | 0 | 0.0 | 0 | 0.0 | 0 | 0.0 |
| NOT GUILTY, REASON OF INSANITY | 0 | 0.0 | 0 | 0.0 | 1 | .3 |
| PROBATION REVOKED | 0 | 0.0 | 0 | 0.0 | 0 | 0.0 |
| CONVICTED-PLEA | 100 | 50.0 | 195 | 51.7 | 173 | 49.4 |
| CONVICTED-JURY TRIAL | 7 | 3.5 | 9 | 2.4 | 17 | 4.9 |
| CONVICTED-JURY WAIVED TRIAL | 5 | 2.5 | 12 | 3.2 | 12 | 3.4 |
| ACQUITTED-JURY TRIAL | 2 | 1.0 | 6 | 1.6 | 2 | .6 |
| ACQUITTED-JURY WAIVED TRIAL | 5 | 2.5 | 4 | 1.1 | 6 | 1.7 |
| MISTRIAL | 4 | 2.0 | 1 | .3 | 0 | 0.0 |
| OTHER | 5 | 2.5 | 11 | 2.9 | 44 | 12.6 |
| TOTAL | 200 | 100.0 | 377 | 100.0 | 350 | 100.0 |

* - Includes the disposition of cases filed and refiled
 - Cases counted by defendant
 - Percentages may not total 100.0 due to rounding
 - Types of dispositions are defined on page 13⁸ of this report

TABLE SC-30
(con't)

SUPERIOR COURT
CRIMINAL DISPOSITIONS BY TYPE OF DISPOSITION*

| <u>TYPE OF DISPOSITION</u> | <u>1983</u> <u># DISPOSED</u> | <u>% OF</u> <u>DISPOSITIONS</u> | <u>1984</u> <u># DISPOSED</u> | <u>% OF</u> <u>DISPOSITIONS</u> | <u>1985</u> <u># DISPOSED</u> | <u>% OF</u> <u>DISPOSITIONS</u> |
|--------------------------------|----------------------------------|------------------------------------|----------------------------------|------------------------------------|----------------------------------|------------------------------------|
| SOMERSET | | | | | | |
| DISTRICT COURT BAIL REVISED | 30 | 3.5 | 31 | 4.1 | 15 | 2.0 |
| DISTRICT COURT BAIL AFFIRMED | 2 | .2 | 1 | .1 | 5 | .7 |
| DISMISSED BY COURT | 1 | .1 | 5 | .7 | 7 | .9 |
| DISMISSED BY D.A RULE 4B(a) | 191 | 22.1 | 166 | 22.2 | 124 | 16.2 |
| FILED CASE | 29 | 3.4 | 27 | 3.6 | 23 | 3.0 |
| JUVENILE APPEAL DISPOSITIONS | 0 | 0.0 | 0 | 0.0 | 0 | 0.0 |
| NOT GUILTY, REASON OF INSANITY | 0 | 0.0 | 0 | 0.0 | 0 | 0.0 |
| PROBATION REVOKED | 14 | 1.6 | 13 | 1.7 | 12 | 1.6 |
| CONVICTED-PLEA | 516 | 59.8 | 416 | 55.7 | 498 | 65.2 |
| CONVICTED-JURY TRIAL | 13 | 1.5 | 10 | 1.3 | 22 | 2.9 |
| CONVICTED-JURY WAIVED TRIAL | 16 | 1.9 | 16 | 2.1 | 15 | 2.0 |
| ACQUITTED-JURY TRIAL | 7 | .8 | 8 | 1.1 | 10 | 1.3 |
| ACQUITTED-JURY WAIVED TRIAL | 8 | .9 | 6 | .8 | 10 | 1.3 |
| MISTRIAL | 6 | .7 | 0 | 0.0 | 1 | .1 |
| OTHER | 30 | 3.5 | 48 | 6.4 | 22 | 2.9 |
| TOTAL | 863 | 100.0 | 747 | 100.0 | 764 | 100.0 |
| WALDO | | | | | | |
| DISTRICT COURT BAIL REVISED | 0 | 0.0 | 0 | 0.0 | 2 | 1.0 |
| DISTRICT COURT BAIL AFFIRMED | 0 | 0.0 | 0 | 0.0 | 1 | .5 |
| DISMISSED BY COURT | 5 | 2.3 | 5 | 1.6 | 1 | .5 |
| DISMISSED BY D.A RULE 4B(a) | 62 | 29.0 | 78 | 25.2 | 54 | 27.7 |
| FILED CASE | 0 | 0.0 | 0 | 0.0 | 0 | 0.0 |
| JUVENILE APPEAL DISPOSITIONS | 2 | .9 | 0 | 0.0 | 0 | 0.0 |
| NOT GUILTY, REASON OF INSANITY | 1 | .5 | 0 | 0.0 | 0 | 0.0 |
| PROBATION REVOKED | 1 | .5 | 1 | .3 | 3 | 1.5 |
| CONVICTED-PLEA | 101 | 47.2 | 176 | 57.0 | 110 | 56.4 |
| CONVICTED-JURY TRIAL | 17 | 7.9 | 17 | 5.5 | 9 | 4.6 |
| CONVICTED-JURY WAIVED TRIAL | 6 | 2.8 | 9 | 2.9 | 4 | 2.1 |
| ACQUITTED-JURY TRIAL | 4 | 1.9 | 9 | 2.9 | 4 | 2.1 |
| ACQUITTED-JURY WAIVED TRIAL | 2 | .9 | 2 | .6 | 1 | .5 |
| MISTRIAL | 2 | .9 | 1 | .3 | 1 | .5 |
| OTHER | 11 | 5.1 | 11 | 3.6 | 5 | 2.6 |
| TOTAL | 214 | 100.0 | 309 | 100.0 | 195 | 100.0 |

* - Includes the disposition of cases filed and refiled
 - Cases counted by defendant
 - Percentages may not total 100.0 due to rounding
 - Types of dispositions are defined on page 138 of this report - 128 -

SUPERIOR COURT
CRIMINAL DISPOSITIONS BY TYPE OF DISPOSITION**

| TYPE OF DISPOSITION | 1983 # DISPOSED | % OF DISPOSITIONS | 1984 # DISPOSED | % OF DISPOSITIONS | 1985 # DISPOSED | % OF DISPOSITIONS |
|--------------------------------|--------------------|----------------------|--------------------|----------------------|--------------------|----------------------|
| WASHINGTON | | | | | | |
| DISTRICT COURT BAIL REVISED | 0 | 0.0 | 0 | 0.0 | 0 | 0.0 |
| DISTRICT COURT BAIL AFFIRMED | 0 | 0.0 | 0 | 0.0 | 0 | 0.0 |
| DISHESSED BY COURT | 5 | 1.6 | 6 | 2.2 | 11 | 3.8 |
| DISHESSED BY D.A RULE 4B(a) | 96 | 30.1 | 54 | 19.8 | 75 | 26.0 |
| FILED CASE | 3 | .9 | 10 | 3.7 | 2 | 2.4 |
| JUVENILE APPEAL DISPOSITIONS | 0 | 0.0 | 4 | 1.5 | 0 | 0.0 |
| NOT GUILTY, REASON OF INSANITY | 0 | 0.0 | 0 | 0.0 | 0 | 0.0 |
| PROBATION REVOKED | 0 | 0.0 | 6 | 2.2 | 11 | 3.8 |
| CONVICTED-PLEA | 177 | 55.5 | 143 | 52.4 | 147 | 50.9 |
| CONVICTED-JURY TRIAL | 8 | 2.5 | 15 | 5.5 | 7 | 2.4 |
| CONVICTED-JURY WAIVED TRIAL | 2 | .6 | 8 | 2.9 | 5 | 1.7 |
| ACQUITTED-JURY TRIAL | 10 | 3.1 | 4 | 1.5 | 10 | 3.5 |
| ACQUITTED-JURY WAIVED TRIAL | 0 | 0.0 | 1 | .4 | 1 | .3 |
| MISTRIAL | 1 | .3 | 2 | .7 | 2 | .7 |
| OTHER | 17 | 5.3 | 20 | 7.3 | 18 | 6.2 |
| TOTAL | 319 | 100.0 | 273 | 100.0 | 289 | 100.0 |
| YORK | | | | | | |
| DISTRICT COURT BAIL REVISED | 4 | .4 | 5 | .5 | 12 | 1.3 |
| DISTRICT COURT BAIL AFFIRMED | 4 | .4 | 3 | .3 | 4 | .4 |
| DISHESSED BY COURT | 12 | 1.1 | 8 | .8 | 5 | .5 |
| DISHESSED BY D.A RULE 4B(a) | 533 | 47.6 | 421 | 41.8 | 415 | 43.3 |
| FILED CASE | 1 | .1 | 7 | .7 | 9 | .9 |
| JUVENILE APPEAL DISPOSITIONS | 0 | 0.0 | 0 | 0.0 | 0 | 0.0 |
| NOT GUILTY, REASON OF INSANITY | 1 | .1 | 1 | .1 | 0 | 0.0 |
| PROBATION REVOKED | 10 | .9 | 20 | 2.0 | 12 | 1.3 |
| CONVICTED-PLEA | 466 | 41.6 | 421 | 41.8 | 366 | 38.2 |
| CONVICTED-JURY TRIAL | 19 | 1.7 | 27 | 2.7 | 22 | 2.3 |
| CONVICTED-JURY WAIVED TRIAL | 8 | .7 | 14 | 1.4 | 9 | .9 |
| ACQUITTED-JURY TRIAL | 9 | .8 | 5 | .5 | 11 | 1.1 |
| ACQUITTED-JURY WAIVED TRIAL | 0 | 0.0 | 9 | .9 | 4 | .4 |
| MISTRIAL | 0 | 0.0 | 0 | 0.0 | 3 | .3 |
| OTHER | 53 | 4.7 | 66 | 6.6 | 87 | 9.1 |
| TOTAL | 1,120 | 100.0 | 1,007 | 100.0 | 959 | 100.0 |

** - Includes the disposition of cases filed and refiled
 - Cases counted by defendant
 - Percentages may not total 100.0 due to rounding
 - Types of dispositions are defined on page 138 of this report

SUPERIOR COURT
CRIMINAL JURY TRIALS*

| | 1980 | | 1981 | | 1982 | | 1983 | | 1984 | | 1985 | |
|--------------|-------------|-----------|-------------|-----------|-------------|-----------|-------------|-----------|-------------|-----------|-------------|-----------|
| | # OF TRIALS | # OF DAYS | # OF TRIALS | # OF DAYS | # OF TRIALS | # OF DAYS | # OF TRIALS | # OF DAYS | # OF TRIALS | # OF DAYS | # OF TRIALS | # OF DAYS |
| ANDROSCOGGIN | 55 | 67.5 | 36 | 57.5 | 34 | 61.5 | 35 | 67.0 | 33 | 49.5 | 28 | 41.0 |
| AROOSTOOK | 24 | 32.0 | 32 | 36.0 | 32 | 44.0 | 31 | 40.0 | 43 | 43.5 | 31 | 42.5 |
| CUMBERLAND | 47 | 102.5 | 52 | 126.5 | 46 | 98.0 | 59 | 135.5 | 56 | 112.5 | 81 | 142.0 |
| FRANKLIN | 20 | 25.5 | 21 | 32.0 | 22 | 30.5 | 15 | 22.0 | 19 | 32.5 | 25 | 32.5 |
| HANCOCK | 18 | 30.0 | 16 | 20.0 | 21 | 35.0 | 15 | 18.0 | 17 | 34.0 | 18 | 22.5 |
| KENNEBEC | 55 | 87.0 | 54 | 54.5 | 48 | 73.0 | 48 | 68.0 | 38 | 71.5 | 31 | 50.0 |
| KNOX | 15 | 24.0 | 13 | 33.0 | 11 | 27.0 | 12 | 14.5 | 11 | 15.0 | 11 | 21.5 |
| LINCOLN | 13 | 24.5 | 17 | 44.0 | 10 | 12.0 | 9 | 23.5 | 16 | 27.5 | 20 | 31.0 |
| OXFORD | 19 | 22.0 | 21 | 23.0 | 24 | 30.0 | 29 | 38.5 | 19 | 49.5 | 24 | 33.0 |
| PENOBSCOT | 57 | 87.0 | 66 | 101.0 | 79 | 124.0 | 60 | 89.0 | 57 | 88.5 | 57 | 65.5 |
| PISCATAQUIS | 6 | 9.0 | 3 | 5.0 | 5 | 8.5 | 2 | 2.0 | 2 | 7.0 | 12 | 15.0 |
| SAGadahoc | 20 | 21.0 | 12 | 18.0 | 10 | 15.0 | 7 | 16.0 | 15 | 24.0 | 19 | 26.0 |
| SOMERSET | 39 | 49.0 | 35 | 54.5 | 20 | 34.5 | 23 | 32.5 | 16 | 30.5 | 32 | 41.5 |
| WALDO | 18 | 24.5 | 12 | 16.0 | 10 | 24.5 | 19 | 23.5 | 29 | 27.0 | 17 | 25.5 |
| WASHINGTON | 25 | 28.5 | 26 | 41.0 | 30 | 43.0 | 26 | 25.0 | 18 | 36.0 | 24 | 30.0 |
| YORK | 41 | 70.5 | 38 | 54.0 | 43 | 84.5 | 29 | 59.5 | 27 | 34.0 | 38 | 60.5 |
| STATE TOTAL | 472 | 704.5 | 454 | 716.0 | 445 | 745.0 | 419 | 674.5 | 416 | 682.5 | 468 | 680.0 |

* - Includes cases filed and refiled
- Trials counted by defendant

**SUPERIOR COURT
CRIMINAL JURY TRIALS*
BY TYPE OF CASE**

| TYPE OF CASE | 1982 | | | 1983 | | | 1984 | | | 1985 | | |
|----------------------------------|------------------------|-------------------------------|-------------------------------|------------------------|-------------------------------|-------------------------------|------------------------|-------------------------------|-------------------------------|------------------------|-------------------------------|-------------------------------|
| | # OF JURY TRIALS | # OF JURY TRIAL DAYS | % OF ALL JURY TRIALS | # OF JURY TRIALS | # OF JURY TRIAL DAYS | % OF ALL JURY TRIALS | # OF JURY TRIALS | # OF JURY TRIAL DAYS | % OF ALL JURY TRIALS | # OF JURY TRIALS | # OF JURY TRIAL DAYS | % OF ALL JURY TRIALS |
| BAIL REVIEW | 0 | 0.0 | 0.0 | 0 | 0.0 | 0.0 | 0 | 0.0 | 0.0 | 0 | 0.0 | 0.0 |
| TRANSFER | 174 | 208.0 | 39.1 | 186 | 221.0 | 44.4 | 198 | 218.5 | 47.6 | 229 | 243.5 | 48.9 |
| APPEAL | 40 | 52.0 | 9.0 | 5 | 5.5 | 1.2 | 0 | 0.0 | 0.0 | 0 | 0.0 | 0.0 |
| BOUND OVER | 22 | 42.5 | 4.9 | 12 | 26.0 | 2.9 | 12 | 31.0 | 2.9 | 17 | 29.0 | 3.6 |
| INDICTMENT | 194 | 408.0 | 43.6 | 199 | 380.5 | 47.5 | 192 | 401.5 | 46.2 | 215 | 395.0 | 45.9 |
| INFORMATION | 6 | 14.5 | 1.3 | 4 | 9.0 | 1.0 | 7 | 10.0 | 1.7 | 0 | 0.0 | 0.0 |
| JUVENILE APPEAL | 0 | 0.0 | 0.0 | 0 | 0.0 | 0.0 | 0 | 0.0 | 0.0 | 0 | 0.0 | 0.0 |
| OTHER | 0 | 0.0 | 0.0 | 1 | 4.0 | .2 | 2 | 16.0 | .5 | 1 | 2.0 | .2 |
| REFILING-PROBATION REVOCATION | 0 | 0.0 | 0.0 | 0 | 0.0 | 0.0 | 0 | 0.0 | 0.0 | 0 | 0.0 | 0.0 |
| REFILING-NEW TRIAL | 9 | 20.0 | 2.0 | 12 | 28.5 | 2.9 | 5 | 5.5 | 1.2 | 6 | 10.5 | 1.3 |
| STATE TOTAL | 445 | 745.0 | 100.0 | 419 | 674.5 | 100.0 | 416 | 682.5 | 100.0 | 468 | 680.0 | 100.0 |

- * - Includes cases filed and refiled
- Trials counted by defendant
- Percentages may not total 100 due to rounding
- The boundovers are cases which were originally filed in the Superior Court as boundovers from the District Court but which resulted in indictments in the Superior Court. (See Table SC-25).

SUPERIOR COURT
CRIMINAL JURY WAIVED TRIALS*

| | 1980 | | 1981 | | 1982 | | 1983 | | 1984 | | 1985 | |
|--------------|-------------|-----------|-------------|-----------|-------------|-----------|-------------|-----------|-------------|-----------|-------------|-----------|
| | # OF TRIALS | # OF DAYS | # OF TRIALS | # OF DAYS | # OF TRIALS | # OF DAYS | # OF TRIALS | # OF DAYS | # OF TRIALS | # OF DAYS | # OF TRIALS | # OF DAYS |
| ANDROSCOGGIN | 9 | 5.5 | 5 | 3.5 | 9 | 5.0 | 8 | 5.5 | 1 | .5 | 7 | 5.5 |
| AROOSTOOK | 6 | 8.5 | 9 | 5.5 | 10 | 6.5 | 5 | 2.5 | 9 | 5.5 | 11 | 6.5 |
| CUMBERLAND | 32 | 26.5 | 20 | 19.5 | 12 | 15.0 | 13 | 15.0 | 16 | 16.5 | 19 | 18.5 |
| FRANKLIN | 7 | 5.0 | 12 | 6.0 | 6 | 3.5 | 7 | 4.0 | 2 | 1.0 | 4 | 2.0 |
| HANCOCK | 8 | 10.5 | 1 | .5 | 0 | 0.0 | 6 | 3.0 | 2 | 3.5 | 5 | 8.5 |
| KENNEBEC | 23 | 16.5 | 15 | 10.0 | 13 | 8.5 | 12 | 9.5 | 16 | 13.0 | 11 | 11.5 |
| KNOX | 14 | 7.5 | 8 | 5.5 | 6 | 4.0 | 6 | 6.0 | 6 | 4.0 | 3 | 1.5 |
| LINCOLN | 9 | 4.5 | 10 | 5.0 | 3 | 2.5 | 0 | 0.0 | 6 | 4.0 | 14 | 10.5 |
| OXFORD | 9 | 5.0 | 5 | 3.0 | 5 | 2.5 | 6 | 3.5 | 5 | 4.0 | 5 | 2.5 |
| PENOBSCOT | 42 | 34.0 | 23 | 22.5 | 20 | 23.5 | 15 | 13.5 | 12 | 15.0 | 15 | 26.5 |
| PISCATAQUIS | 0 | 0.0 | 2 | 1.0 | 0 | 0.0 | 2 | 1.0 | 0 | 0.0 | 2 | 1.0 |
| SAGADAHOE | 10 | 7.0 | 9 | 5.0 | 5 | 5.0 | 13 | 8.5 | 16 | 9.0 | 19 | 10.0 |
| SOMERSET | 10 | 6.5 | 19 | 12.0 | 19 | 10.0 | 24 | 12.0 | 17 | 9.5 | 21 | 13.0 |
| WALDO | 5 | 4.0 | 4 | 4.5 | 3 | 2.5 | 8 | 6.5 | 6 | 3.0 | 4 | 2.0 |
| WASHINGTON | 4 | 10.0 | 3 | 1.5 | 7 | 3.5 | 1 | .5 | 7 | 3.5 | 5 | 3.0 |
| YORK | 7 | 5.5 | 11 | 6.5 | 9 | 9.0 | 7 | 8.0 | 21 | 26.0 | 11 | 6.0 |
| STATE TOTAL | 195 | 156.5 | 156 | 111.5 | 127 | 101.0 | 133 | 99.0 | 142 | 118.0 | 156 | 128.5 |

* - Includes cases filed and refiled
- Trials counted by defendant

SUPERIOR COURT
CRIMINAL
AVERAGE TIME TO JURY TRIAL**

| COURT | INDICTMENTS | | | | TRANSFERS | | | |
|--------------|--|------|------|------|--|------|------|------|
| | AVERAGE NUMBER OF DAYS FROM FIRST APPEARANCE TO JURY TRIAL | | | | AVERAGE NUMBER OF DAYS FROM FILING TO JURY TRIAL | | | |
| | 1982 | 1983 | 1984 | 1985 | 1982 | 1983 | 1984 | 1985 |
| ANDROSCOGGIN | 239 | 321 | 168 | 213 | 145 | 237 | 118 | 168 |
| AROSTOOK | 198 | 226 | 148 | 203 | 224 | 143 | 190 | 104 |
| CUMBERLAND | 172 | 189 | 184 | 212 | 146 | 199 | 174 | 157 |
| FRANKLIN | 139 | 269 | 116 | 172 | 208 | 167 | 256 | 153 |
| HANCOCK | 336 | 131 | 380 | 369 | 336 | 404 | 214 | 287 |
| KENNEBEC | 126 | 208 | 201 | 224 | 141 | 181 | 178 | 246 |
| KNOX | 96 | 326 | 122 | 273 | 327 | 346 | 98 | 206 |
| LINCOLN | 246 | 257 | 292 | 194 | 271 | 191 | 366 | 261 |
| OXFORD | 277 | 322 | 244 | 320 | 241 | 301 | 370 | 278 |
| PENOBSCOT | 212 | 213 | 191 | 117 | 123 | 126 | 162 | 123 |
| PISCATAQUIS | 214 | 0 | 214 | 492 | 140 | 206 | 0 | 174 |
| SAGadahoc | 152 | 235 | 158 | 286 | 145 | 153 | 227 | 164 |
| SOMERSET | 139 | 152 | 115 | 126 | 90 | 123 | 88 | 141 |
| WALDO | 188 | 401 | 159 | 244 | 145 | 150 | 156 | 181 |
| WASHINGTON | 293 | 181 | 271 | 339 | 294 | 183 | 160 | 238 |
| YORK | 118 | 217 | 200 | 244 | 256 | 129 | 90 | 141 |
| STATE TOTAL | 203 | 223 | 195 | 227 | 181 | 196 | 187 | 175 |

* - Cases counted by defendant

- Cases in which more than 15 days elapsed between the date of capias issuance and the first appearance date are not included. Also, any case in which more than 999 days has elapsed is recorded only as 999 days

- The "indictments" category does not include indictments in cases originally filed in Superior Court as boundovers from District Court

SUPERIOR COURT
CRIMINAL
AVERAGE TIME TO DISPOSITION**

| COURT | INDICTMENTS | | | | TRANSFERS | | | |
|--------------|--|------|------|------|---|------|------|------|
| | AVERAGE # OF DAYS FROM FIRST APPEARANCE TO DISPOSITION | | | | AVERAGE # OF DAYS FROM FILING TO DISPOSITION | | | |
| | 1982 | 1983 | 1984 | 1985 | 1982 | 1983 | 1984 | 1985 |
| ANDROSCOGGIN | 196 | 200 | 142 | 196 | 217 | 191 | 167 | 179 |
| AROSTOOK | 146 | 147 | 93 | 95 | 161 | 135 | 114 | 108 |
| CUMBERLAND | 136 | 157 | 124 | 155 | 151 | 171 | 138 | 168 |
| FRANKLIN | 149 | 167 | 151 | 181 | 157 | 138 | 157 | 121 |
| HANCOCK | 169 | 129 | 219 | 254 | 223 | 202 | 239 | 222 |
| KENNEBEC | 133 | 136 | 98 | 105 | 122 | 248 | 133 | 155 |
| KNOX | 119 | 175 | 123 | 145 | 116 | 195 | 108 | 149 |
| LINCOLN | 149 | 110 | 217 | 157 | 152 | 201 | 324 | 227 |
| OXFORD | 185 | 236 | 281 | 187 | 181 | 248 | 324 | 215 |
| PENOBSCOT | 161 | 141 | 129 | 87 | 95 | 108 | 111 | 78 |
| PISCATAQUIS | 231 | 204 | 176 | 236 | 218 | 152 | 207 | 207 |
| SAGadahoc | 178 | 191 | 173 | 118 | 135 | 194 | 215 | 127 |
| SOMERSET | 75 | 93 | 109 | 108 | 89 | 86 | 68 | 78 |
| WALDO | 143 | 173 | 174 | 174 | 94 | 146 | 154 | 136 |
| WASHINGTON | 255 | 178 | 159 | 175 | 234 | 139 | 121 | 171 |
| YORK | 104 | 162 | 197 | 149 | 239 | 169 | 122 | 127 |
| STATE TOTAL | 148 | 159 | 146 | 153 | 151 | 167 | 148 | 146 |

- * - Cases counted by defendant
 - Cases in which more than 15 days elapsed between the date of capias issuance and the first appearance date are not included. Also, any case in which more than 999 days has elapsed is recorded only as 999 days
 - The "indictments" category does not include indictments in cases originally filed in Superior Court as boundovers from District Court

CRIMINAL CASELOAD TIME REPORT
ACTUAL TIME TO DISPOSITION*
1985

| | FILING OR FIRST APPEARANCE TO DISPOSITION** | | | | |
|---------------------|---|--------------------------|--------------------------|---------------------------|---------------------------|
| | # OF CASES 0-30 DAYS | # OF CASES 31-60 DAYS | # OF CASES 61-90 DAYS | # OF CASES 91-120 DAYS | # OF CASES 121 DAYS-UP |
| ANDROSCOGGIN | | | | | |
| -INDICTMENTS | 11 | 29 | 27 | 35 | 208 |
| -TRANSFERS | 8 | 9 | 20 | 23 | 152 |
| ARDOOSTOOK | | | | | |
| -INDICTMENTS | 38 | 23 | 15 | 13 | 38 |
| -TRANSFERS | 33 | 30 | 23 | 26 | 49 |
| CUMBERLAND | | | | | |
| -INDICTMENTS | 47 | 41 | 41 | 82 | 279 |
| -TRANSFERS | 27 | 31 | 83 | 231 | 490 |
| FRANKLIN | | | | | |
| -INDICTMENTS | 3 | 3 | 7 | 3 | 41 |
| -TRANSFERS | 23 | 42 | 54 | 66 | 159 |
| HANCOCK | | | | | |
| -INDICTMENTS | 10 | 7 | 5 | 11 | 95 |
| -TRANSFERS | 2 | 4 | 15 | 10 | 66 |
| KENNEBEC | | | | | |
| -INDICTMENTS | 60 | 31 | 19 | 19 | 67 |
| -TRANSFERS | 44 | 56 | 52 | 37 | 212 |
| KNOX | | | | | |
| -INDICTMENTS | 13 | 6 | 10 | 5 | 37 |
| -TRANSFERS | 23 | 9 | 13 | 59 | 289 |
| LINCOLN | | | | | |
| -INDICTMENTS | 12 | 6 | 7 | 9 | 31 |
| -TRANSFERS | 5 | 9 | 10 | 4 | 216 |
| OXFORD | | | | | |
| -INDICTMENTS | 14 | 8 | 6 | 24 | 68 |
| -TRANSFERS | 17 | 24 | 20 | 12 | 116 |
| PENOBSCOT | | | | | |
| -INDICTMENTS | 39 | 56 | 57 | 40 | 44 |
| -TRANSFERS | 57 | 65 | 51 | 30 | 42 |

* - See notes on following page

CRIMINAL CASELOAD TIME REPORT
ACTUAL TIME TO DISPOSITION*
1985

TABLE SC-36
(cont.)

| | FILING OR FIRST APPEARANCE TO DISPOSITION** | | | | |
|--------------------|---|--------------------------|--------------------------|---------------------------|---------------------------|
| | # OF CASES 0-30 DAYS | # OF CASES 31-60 DAYS | # OF CASES 61-90 DAYS | # OF CASES 91-120 DAYS | # OF CASES 121 DAYS-UP |
| PISCATAQUIS | | | | | |
| -INDICTMENTS | 2 | 1 | 1 | 0 | 27 |
| -TRANSFERS | 5 | 5 | 22 | 10 | 61 |
| SAGadahOC | | | | | |
| -INDICTMENTS | 4 | 12 | 3 | 18 | 21 |
| -TRANSFERS | 0 | 35 | 55 | 42 | 87 |
| SOMERSET | | | | | |
| -INDICTMENTS | 15 | 15 | 10 | 14 | 29 |
| -TRANSFERS | 53 | 154 | 169 | 59 | 70 |
| WALDO | | | | | |
| -INDICTMENTS | 6 | 4 | 4 | 2 | 32 |
| -TRANSFERS | 2 | 7 | 20 | 8 | 48 |
| WASHINGTON | | | | | |
| -INDICTMENTS | 23 | 11 | 4 | 13 | 57 |
| -TRANSFERS | 3 | 20 | 9 | 7 | 52 |
| YORK | | | | | |
| -INDICTMENTS | 62 | 6 | 17 | 22 | 100 |
| -TRANSFERS | 28 | 71 | 72 | 91 | 154 |
| STATE TOTAL | | | | | |
| -INDICTMENTS | 359 | 259 | 239 | 310 | 1,174 |
| -TRANSFERS | 338 | 571 | 688 | 715 | 2,263 |

- * - Cases counted by defendant
- Indictments measured from first appearance date
- Transfers measured from filing date
- Cases in which more than 15 days elapsed between the date of capias issuance and the first appearance date are not included. Also, any case in which more than 999 days has elapsed is recorded only as 999 days
- The "indictments" category does not include indictments in cases originally filed in Superior Court as boundovers from District Court

CRIMINAL DEFINITIONS

REFILING:

These are matters which have been previously disposed and which have been brought before the Superior Court for further action. For statistical purposes, such matters are limited to the following circumstances:

1. When a case remanded to the District Court returns to the Superior Court for further action.
2. When a case appealed to the Law Court returns to the Superior Court for further action.
3. When a mistrial occurs and a second trial is required; when a motion for a new trial is granted; or when a case, for any other reason, requires a trial after its original disposition.
4. When a probation revocation is filed.

TYPE OF CASE:

1. Bail Review: Review and hearing of bail set in the District Court by a Justice of the Superior Court.
2. Transfer: A criminal matter removed from the District Court to the Superior Court after the defendant has been arraigned and entered a plea of not guilty in the District Court.
3. Appeal: A criminal matter removed from the District Court to the Superior Court after judgment has been entered in the District Court.
4. Boundover: An action filed in the Superior Court after probable cause has been found in the District Court, even if an indictment is filed subsequently.
5. Indictment: An action brought to the Superior Court for determination after the Grand Jury has found that the prosecutor has sufficient evidence to bring the case to trial.
6. Information: An action brought to the Superior Court for trial after the defendant has waived his right to be indicted by the Grand Jury and allows the prosecutor to proceed on a complaint describing the alleged offense.
7. Juvenile Appeal: A juvenile case removed to the Superior Court for review after judgment has been entered in the juvenile court.
8. Other: An action which is not included in any of the above categories, (e.g., motions to suppress in a District Court case, reviews of indigency determination, post-conviction reviews).

9. Refiling-Probation Revocation: A petition to revoke probation.
10. Refiling-New Trial: A previously tried matter requires retrial.

TYPE OF DISPOSITION:

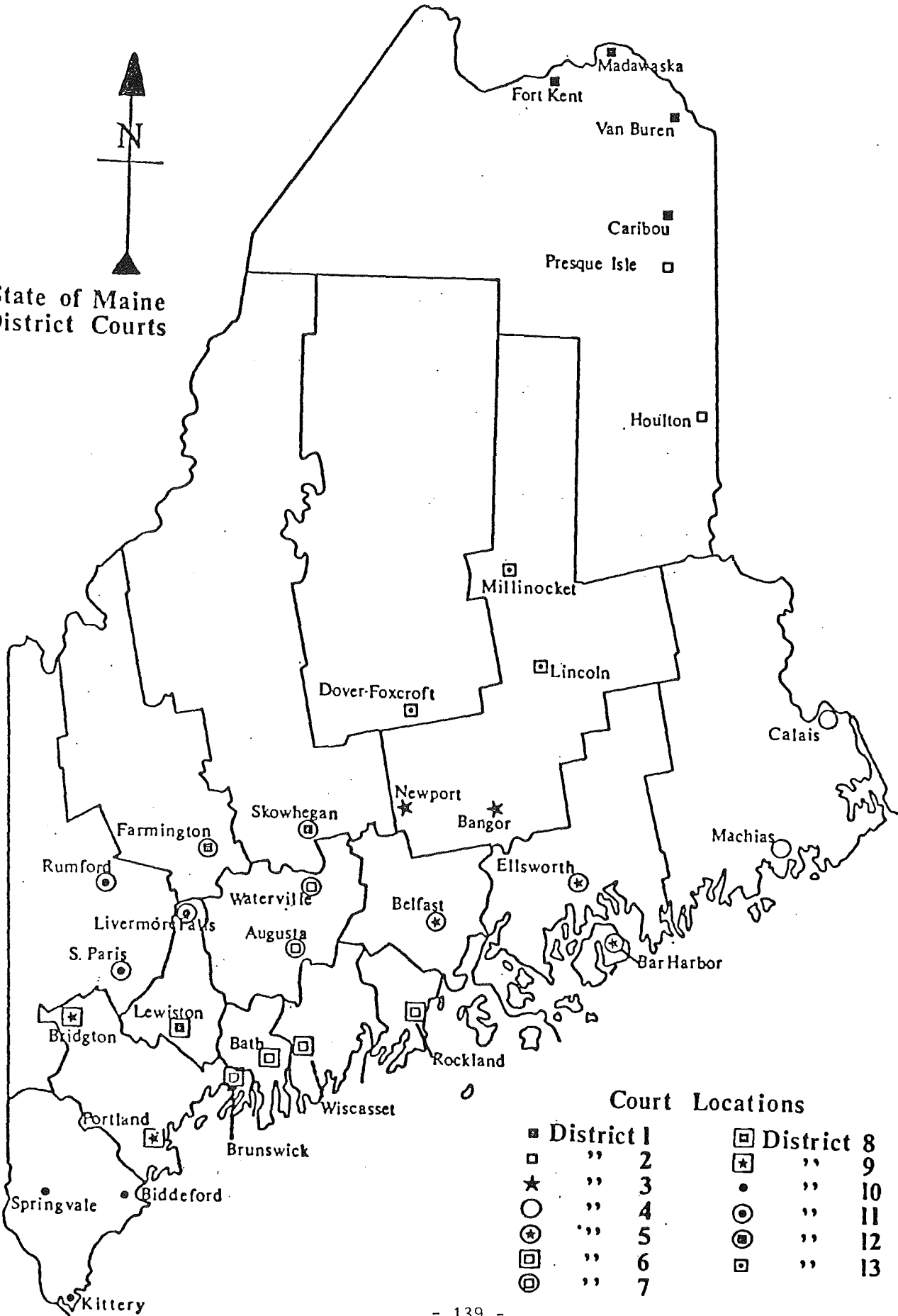
1. District Court Bail Revised: Bail set by the District Court is changed by a justice of the Superior Court.
2. District Court Bail Affirmed: Bail set by the District Court is maintained at the same level by a justice of the Superior Court.
3. Dismissed By Court: Dismissed by a justice of the Superior Court.
4. Dismissed by D.A. Rule 48(a): Dismissed by the District Attorney.
5. Filed Case: Upon consent of the defendant and District Attorney, the case is terminated without final judgment of guilt or innocence.
6. Juvenile Appeal Dispositions: A Superior Court justice affirms the order of adjudication of a juvenile crime and any other orders, or reverses the juvenile order and remands the matter for further proceedings.
7. Not Guilty, Reason Of Insanity: The judgment reflects a finding of insanity by either the court or a jury.
8. Probation Revoked: A justice finds that probation conditions have been violated and probation is revoked.
9. Convicted: There is a finding of guilty by either the court or a jury.
10. Acquitted: There is a finding of not guilty by either the court or a jury.
11. Mistrial: A justice rules that an erroneous or invalid trial has occurred.
12. Other: A disposition which is not included in any of the above categories (e.g., change of venue).

APPENDIX III

DISTRICT COURT

CASELOAD STATISTICS

State of Maine
District Courts



Court Locations

| | | | |
|---|------------|---|------------|
| ■ | District 1 | □ | District 8 |
| □ | " 2 | ★ | " 9 |
| ★ | " 3 | • | " 10 |
| ○ | " 4 | ● | " 11 |
| ★ | " 5 | ● | " 12 |
| □ | " 6 | □ | " 13 |
| ○ | " 7 | | |

1985
MAINE DISTRICT COURT JUDGES

Hon. Bernard M. Devine, Chief Judge

| | <u>Court Locations</u> | | <u>Court Locations</u> |
|---|--|--|---|
| <u>District 1</u> Hon. Ronald A. Daigle | Caribou Fort Kent Madawaska Van Buren | <u>District 8</u> Hon. L. Damon Scales, Jr. | Lewiston |
| <u>District 2</u> Hon. Julian W. Turner | Houlton Presque Isle | <u>District 9</u> Hon. Robert W. Donovan | Bridgton Portland |
| <u>District 3</u> Hon. Margaret J. Kravchuk (appointed 2/85) Hon. David M. Cox | Bangor Newport | <u>District 10</u> Hon. Roland A. Cole | Biddeford Kittery Springvale |
| <u>District 4</u> Hon. Earl J. Wahl | Calais Machias | <u>District 11</u> Hon. John L. Batherson | Livermore Falls Rumford South Paris |
| <u>District 5</u> Hon. Jack O. Smith (re-appointed 10/85) | Bar Harbor Belfast | <u>District 12</u> Hon. John W. Benoit, Jr. | Farmington Skowhegan |
| <u>District 6</u> Hon. Alan C. Pease Deputy Chief Judge (re-appointed 10/85) | Bath Brunswick Rockland Wiscasset | <u>District 13</u> Hon. Susan W. Calkins | Dover-Foxcroft Lincoln Millinocket |
| <u>District 7</u> Hon. Courtland D. Perry, II | Augusta Waterville | | |

Judges at Large

Hon. Harriet P. Henry
Hon. Ronald L. Kellam
Hon. Ronald D. Russell
Hon. Clifford F. O'Rourke
Hon. Edward F. Gaulin
Hon. John B. Beliveau
Hon. Alexander A. MacNichol
(appointed 3/85)
Hon. Kirk S. Studstrup
(appointed 10/85)

Active-Retired Judges

Hon. Roland J. Poulin
Hon. Paul A. MacDonald
Hon. Edwin R. Smith
Hon. Arthur A. Nadeau, Jr.
Hon. Simon Spill
Hon. F. Davis Clark

1985

MAINE DISTRICT COURT CLERKS

| <u>District</u> | <u>Court Location</u> | <u>Court Location</u> | |
|---------------------|---------------------------|---------------------------|-----------------|
| <u>District 1</u> | | <u>District 7</u> | |
| Norma A. Duheme | Caribou | Mary L. Godbout | Augusta |
| Geneva L. Desjardin | Fort Kent | Judy L. Case | Waterville |
| Norma H. Gerard | Madawaska | | |
| Carmen D. Cyr | Van Buren | <u>District 8</u> | |
| | | Yvette L. Houle | Lewiston |
| <u>District 2</u> | | <u>District 9</u> | |
| Joan H. Burton | Houlton | Beverly J. MacKerron | Bridgton |
| Bonnie A. Clayton | Presque Isle | Susan E. MacDonald | Portland |
| <u>District 3</u> | | <u>District 10</u> | |
| Thelma A. Holmes | Bangor | Vivan H. Hickey | Biddeford |
| Jane C. Sawyer | Newport | Laurel D. Kent | Kittery |
| | | (resigned 7/85) | |
| <u>District 4</u> | | Nellie E. Bridges | Kittery |
| Elsie L. McGarrigle | Calais | (appointed 7/85) | |
| Annie H. Hanscom | Machias | Alice A. Monroe | Sprinvale |
| <u>District 5</u> | | <u>District 11</u> | |
| Margaret H. Dorr | Bar Harbor | Dolores T. Richards | Livermore Falls |
| Donna M. Bonney | Belfast | Laura J. Nokes | Rumford |
| Margaret H. Dorr | Ellsworth | Joan C. Millett | South Paris |
| <u>District 6</u> | | <u>District 12</u> | |
| Ann G. Feeney | Bath | Constance H. Small | Farmington |
| (resigned 3/85) | | Sandra F. Carroll | Skowhegan |
| Anita M. Richardson | Bath | | |
| (appointed 3/85) | | <u>District 13</u> | |
| Susan L. Arnold | Brunswick | Margaret E. Poulin | Dover-Foxcroft |
| (resigned 3/85) | | Ann G. Coolong | Lincoln |
| Ann G. Feeney | Brunswick | Nancy L. Turmel | Millinocket |
| (appointed 3/85) | | | |
| Mary C. Ledger | Rockland | | |
| Lucy A. Russell | Wiscasset | | |

DISTRICT COURT CASELOAD STATISTICS

The District Court Statistical Reporting System was established in July 1978 to collect information concerning filings, dispositions and various caseload activities by type of case, although the reporting of gross filings and dispositions began in fiscal year 1975. Beginning in 1982, only those statistics relating to filings, dispositions and waivers have been collected. Monthly statistical forms are manually completed by each District Court clerk and submitted to the Administrative Office of the Courts for manual compilation and analysis on a quarterly and annual basis. Some discrepancies have arisen during the past several years, primarily due to the enormous volume of cases being manually tallied. While the statistics may be less than 100% accurate, they do nevertheless indicate gross trends since 1980.

It should be noted that much judge and clerk activity occurs after judgment is entered and the case is reported as disposed which is not reflected in these figures. For instance, many divorce cases may require the processing and hearing of numerous motions which are not reported in the caseload statistics. Similarly, when judgment is entered in a small claims case, a disclosure (money judgment) is often filed, requiring a separate filing fee and considerable judge and clerk time. Since the disclosure is filed under the original small claims case docket number, it is never included as a distinct case in the caseload statistics. Consequently, actual judge and clerk workload is considerably higher than may be indicated simply from the statistical figures.

The following tables present statistics relating to District Court filings and dispositions for 11 case type categories, waivers and electronic recordings. Footnotes for these tables appear on page 165 of this report. Case type definitions appear on page 166.

Two tables may need clarification. Table DC-3 (Filings, Excluding "Civil Violations and Traffic Infractions") was prepared because civil violations and traffic infractions generally require little judge-time and less than average clerk time than other types of cases. Table DC-6 (Waivers) are disposed cases in which the defendant waives court appearance in favor of paying a fine. The bulk of these waivers are for civil violations and traffic infraction cases, but some sea and shore, and fish and game waivers are also included.

STATISTICAL ANALYSIS

During 1985, there were more cases filed in the District Court than in any previous year. The 248,869 filings amounted to a 13% increase over 1984 levels. The courts located at Augusta, Bar Harbor, Belfast, Lewiston, Madawaska, South Paris, Wiscasset and Waterville experienced increases greater than 20%.

The case type entitled "civil violations and traffic infractions" accounts for the largest single type of case handled by the District Court. In 1985, there were 108,482 such filings, a 17% increase from 1984 and the highest level ever reported. Also, the number of waivers reached an all-time high; the 97,296 were about 20,000 higher than in previous years.

DISTRICT COURT TOTAL FILINGS

TABLE DC-1

| | | ===== | | | | | % Change | |
|--------------|-----------------|---------|---------|---------|---------|---------|----------|-----------|
| | | 1980 | 1981 | 1982 | 1983 | 1984 | 1985 | 1984-1985 |
| DISTRICT 1: | CARIBOU | 3,683 | 3,459 | 3,577 | 2,809 | 2,528 | 2,626 | 3.9 |
| | FORT KENT | 1,394 | 1,618 | 1,234 | 1,237 | 957 | 1,116 | 16.6 |
| | MADAWASKA | 1,819 | 1,458 | 1,312 | 1,295 | 1,070 | 1,435 | 34.1 |
| | VAN BUREN (a) | 375 | 499 | 345 | 301 | 280 | 270 | -3.6 |
| | SUB TOTAL | 7,271 | 7,034 | 6,468 | 5,642 | 4,835 | 5,447 | 12.7 |
| DISTRICT 2: | HOULTON | 5,125 | 5,863 | 4,630 | 3,795 | 3,183 | 3,270 | 2.7 |
| | PRESQUE ISLE | 5,487 | 5,151 | 4,591 | 4,603 | 4,444 | 4,138 | -6.9 |
| | SUB TOTAL | 10,612 | 11,014 | 9,221 | 8,398 | 7,627 | 7,408 | -2.9 |
| DISTRICT 3: | BANGOR | 16,172 | 15,920 | 16,123 | 15,071 | 15,408 | 17,896 | 16.1 |
| | NEWPORT | 4,998 | 3,931 | 3,497 | 3,988 | 4,030 | 4,183 | 3.8 |
| | SUB TOTAL | 21,170 | 19,851 | 19,620 | 19,059 | 19,438 | 22,079 | 13.6 |
| DISTRICT 4: | CALAIS | 2,858 | 2,690 | 2,600 | 3,182 | 2,905 | 2,995 | 3.1 |
| | MACHIAS | 2,506 | 2,182 | 2,683 | 2,742 | 2,389 | 2,464 | 3.1 |
| | SUB TOTAL | 5,364 | 4,872 | 5,283 | 5,924 | 5,294 | 5,459 | 3.1 |
| DISTRICT 5: | BAR HARBOR | 1,437 | 1,486 | 1,442 | 1,186 | 1,245 | 1,587 | 27.5 |
| | BELFAST (d) | 4,379 | 4,421 | 4,244 | 3,766 | 3,229 | 3,916 | 21.3 |
| | ELLSWORTH | 5,486 | 5,668 | 6,458 | 6,251 | 5,620 | 5,876 | 4.6 |
| | SUB TOTAL | 11,302 | 11,575 | 12,144 | 11,203 | 10,094 | 11,379 | 12.7 |
| DISTRICT 6: | BATH | 6,882 | 6,548 | 5,480 | 6,254 | 4,734 | 4,825 | 1.9 |
| | BRUNSWICK | 9,885 | 9,190 | 8,578 | 9,028 | 7,343 | 7,337 | -.1 |
| | ROCKLAND | 5,575 | 5,474 | 5,972 | 5,311 | 6,252 | 6,341 | 1.4 |
| | WISCASSET | 4,609 | 4,718 | 4,753 | 4,536 | 3,897 | 4,938 | 26.7 |
| | SUB TOTAL | 26,951 | 25,930 | 24,783 | 25,129 | 22,226 | 23,441 | 5.5 |
| DISTRICT 7: | AUGUSTA | 16,586 | 15,336 | 14,387 | 13,345 | 13,454 | 17,285 | 28.5 |
| | WATERVILLE | 6,810 | 7,083 | 7,363 | 8,398 | 8,237 | 10,919 | 32.6 |
| | SUB TOTAL | 23,396 | 22,419 | 21,750 | 21,743 | 21,691 | 28,204 | 30 |
| DISTRICT 8: | LEWISTON | 17,819 | 17,320 | 16,850 | 17,834 | 17,875 | 22,961 | 28.5 |
| | SUB TOTAL | 17,819 | 17,320 | 16,850 | 17,834 | 17,875 | 22,961 | 28.5 |
| DISTRICT 9: | BRIDGTON | 3,488 | 2,996 | 2,871 | 3,155 | 2,988 | 2,579 | -13.7 |
| | PORTLAND | 37,811 | 40,290 | 37,361 | 44,344 | 41,057 | 45,141 | 9.9 |
| | SUB TOTAL | 41,299 | 43,286 | 40,232 | 47,499 | 44,045 | 47,720 | 8.3 |
| DISTRICT 10: | BIDDEFORD | 17,851 | 17,653 | 14,625 | 16,631 | 18,115 | 21,415 | 18.2 |
| | KITTERY | 9,841 | 9,314 | 9,191 | 11,803 | 13,178 | 14,918 | 13.2 |
| | SPRINGVALE | 7,150 | 6,658 | 6,162 | 7,675 | 7,245 | 8,059 | 11.2 |
| | SUB TOTAL | 34,842 | 33,625 | 29,978 | 36,109 | 38,538 | 44,392 | 15.2 |
| DISTRICT 11: | LIVERMORE FALLS | 1,473 | 1,600 | 1,638 | 1,536 | 1,577 | 1,518 | -3.7 |
| | RUMFORD | 3,805 | 3,760 | 3,591 | 3,258 | 2,743 | 3,075 | 12.1 |
| | SOUTH PARIS | 2,858 | 2,800 | 2,983 | 3,189 | 2,793 | 3,513 | 25.8 |
| | SUB TOTAL | 8,136 | 8,160 | 8,212 | 7,983 | 7,113 | 8,106 | 14 |
| DISTRICT 12: | FARMINGTON | 4,031 | 5,107 | 4,891 | 4,440 | 4,632 | 4,744 | 2.4 |
| | SKOWHEGAN | 8,794 | 9,248 | 7,738 | 8,304 | 8,669 | 8,676 | .1 |
| | SUB TOTAL | 12,825 | 14,355 | 12,629 | 12,744 | 13,301 | 13,420 | .9 |
| DISTRICT 13: | DOVER-FOXCROFT | 2,998 | 2,856 | 3,019 | 3,061 | 3,048 | 3,318 | 8.9 |
| | LINCOLN | 4,027 | 3,361 | 3,274 | 3,168 | 3,227 | 3,061 | -5.1 |
| | MILLINOCKET | 3,145 | 2,865 | 2,008 | 2,424 | 2,365 | 2,474 | 4.6 |
| | SUB TOTAL | 10,170 | 9,082 | 8,301 | 8,653 | 8,640 | 8,853 | 2.5 |
| STATE TOTAL | | 231,157 | 228,523 | 215,471 | 227,920 | 220,717 | 248,869 | 12.8 |

Footnotes appear on page 165 of this report.

DISTRICT COURT
TOTAL FILINGS IN THE TEN LARGEST COURT LOCATIONS
1980-1985

TABLE DC-2

| | 1980 | 1981 | 1982 | 1983 | 1984 | 1985 |
|--|----------|----------|----------|----------|----------|----------|
| AUGUSTA | 16,586 | 15,336 | 14,387 | 13,345 | 13,454 | 17,285 |
| BANGOR | 16,172 | 15,920 | 16,123 | 15,071 | 15,408 | 17,896 |
| BIDDEFORD | 17,851 | 17,653 | 14,625 | 16,631 | 18,115 | 21,415 |
| BRUNSWICK | 9,885 | 9,190 | 8,578 | 9,028 | 7,343 | 7,337 |
| KITTERY | 9,841 | 9,314 | 9,191 | 11,803 | 13,178 | 14,918 |
| LEWISTON | 17,819 | 17,320 | 16,850 | 17,834 | 17,875 | 22,961 |
| PORTLAND | 37,811 | 40,290 | 37,361 | 44,344 | 41,057 | 45,141 |
| SKOWHEGAN | 8,794 | 9,248 | 7,738 | 8,304 | 8,669 | 8,676 |
| SPRINGVALE | 7,150 | 6,658 | 6,162 | 7,675 | 7,245 | 8,059 |
| WATERVILLE | 6,810 | 7,083 | 7,363 | 8,398 | 8,237 | 10,919 |
| TOTAL | 148,719 | 148,012 | 138,378 | 152,433 | 150,581 | 174,607 |
| % of Total District Court Filings | 64.3 | 64.8 | 64.2 | 66.9 | 68.2 | 70.2 |

Footnotes appear on page 165 of this report.

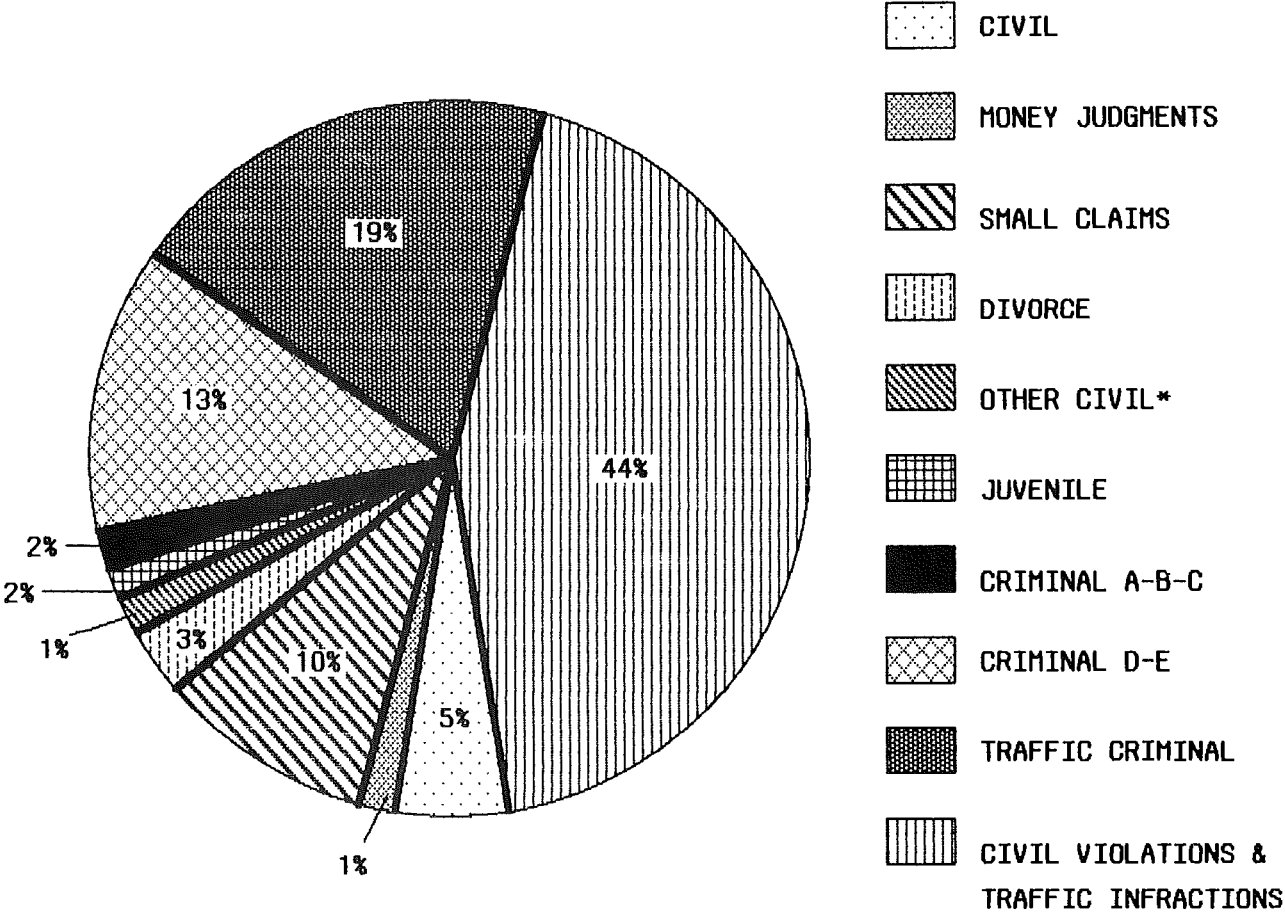
DISTRICT COURT FILINGS
EXCLUDING "CIVIL VIOLATIONS AND TRAFFIC INFRACTIONS"

TABLE DC-3

| | | 1980 | 1981 | 1982 | 1983 | 1984 | 1985 | % Change 1984-1985 |
|--------------|-----------------|---------|---------|---------|---------|---------|---------|-----------------------|
| DISTRICT 1: | CARIBOU | 2,576 | 2,487 | 2,376 | 1,825 | 1,641 | 1,797 | 9.5 |
| | FORT KENT | 935 | 935 | 671 | 646 | 447 | 496 | 11.0 |
| | MADAWASKA | 1,301 | 969 | 859 | 974 | 792 | 968 | 22.2 |
| | VAN BUREN (a) | 230 | 267 | 210 | 157 | 152 | 142 | -6.6 |
| | SUB TOTAL | 5,042 | 4,658 | 4,116 | 3,602 | 3,032 | 3,403 | 12.2 |
| DISTRICT 2: | HOULTON | 3,133 | 3,702 | 3,198 | 2,516 | 2,108 | 2,097 | - .5 |
| | PRESQUE ISLE | 3,862 | 3,706 | 3,374 | 3,294 | 3,143 | 3,108 | -1.1 |
| | SUB TOTAL | 6,995 | 7,408 | 6,572 | 5,810 | 5,251 | 5,205 | - .9 |
| DISTRICT 3: | BANGOR | 10,785 | 10,431 | 10,436 | 10,038 | 9,823 | 10,384 | 5.7 |
| | NEWPORT | 2,091 | 1,902 | 1,659 | 1,814 | 1,788 | 1,799 | .6 |
| | SUB TOTAL | 12,876 | 12,333 | 12,095 | 11,852 | 11,611 | 12,183 | 4.9 |
| DISTRICT 4: | CALAIS | 1,985 | 2,035 | 2,002 | 2,080 | 2,001 | 2,030 | 1.4 |
| | MACHIAS | 1,733 | 1,656 | 2,078 | 2,041 | 1,878 | 2,040 | 8.6 |
| | SUB TOTAL | 3,718 | 3,691 | 4,080 | 4,121 | 3,879 | 4,070 | 4.9 |
| DISTRICT 5: | BAR HARBOR | 922 | 914 | 839 | 762 | 863 | 928 | 7.5 |
| | BELFAST (d) | 3,159 | 3,067 | 2,937 | 2,700 | 2,388 | 2,847 | 19.2 |
| | ELLSWORTH | 3,654 | 3,677 | 3,959 | 3,784 | 3,471 | 3,837 | 10.5 |
| | SUB TOTAL | 7,735 | 7,658 | 7,735 | 7,246 | 6,722 | 7,612 | 13.2 |
| DISTRICT 6: | BATH | 3,635 | 3,592 | 3,282 | 3,095 | 2,549 | 2,616 | 2.6 |
| | BRUNSWICK | 4,350 | 4,644 | 4,020 | 4,093 | 3,231 | 3,279 | 1.5 |
| | ROCKLAND | 4,286 | 4,078 | 4,325 | 4,031 | 4,486 | 4,378 | -2.4 |
| | WISCASSET | 2,829 | 2,973 | 3,034 | 2,761 | 2,432 | 2,687 | 10.5 |
| | SUB TOTAL | 15,100 | 15,287 | 14,661 | 13,980 | 12,698 | 12,960 | 2.1 |
| DISTRICT 7: | AUGUSTA | 8,528 | 9,563 | 7,728 | 7,752 | 7,365 | 8,256 | 12.1 |
| | WATERVILLE | 4,759 | 5,180 | 5,363 | 5,471 | 5,387 | 5,962 | 10.7 |
| | SUB TOTAL | 13,287 | 14,743 | 13,091 | 13,223 | 12,752 | 14,218 | 11.5 |
| DISTRICT 8: | LEWISTON | 11,333 | 12,081 | 11,260 | 10,267 | 9,290 | 11,009 | 18.5 |
| | SUB TOTAL | 11,333 | 12,081 | 11,260 | 10,267 | 9,290 | 11,009 | 18.5 |
| DISTRICT 9: | BRIDGTON | 1,737 | 1,692 | 1,951 | 1,972 | 1,837 | 1,720 | -6.4 |
| | PORTLAND | 21,867 | 24,130 | 21,673 | 23,526 | 21,551 | 23,315 | 8.2 |
| | SUB TOTAL | 23,604 | 25,822 | 23,624 | 25,498 | 23,388 | 25,035 | 7.0 |
| DISTRICT 10: | BIDDEFORD | 9,027 | 9,058 | 8,796 | 8,986 | 9,419 | 11,233 | 19.3 |
| | KITTERY | 5,703 | 5,927 | 5,986 | 7,310 | 7,391 | 8,125 | 9.9 |
| | SPRINGVALE | 4,408 | 4,405 | 4,196 | 4,710 | 4,663 | 5,691 | 22.0 |
| | SUB TOTAL | 19,138 | 19,390 | 18,978 | 21,006 | 21,473 | 25,049 | 16.7 |
| DISTRICT 11: | LIVERMORE FALLS | 868 | 1,188 | 1,052 | 920 | 837 | 929 | 11.0 |
| | RUMFORD | 3,042 | 2,868 | 2,636 | 2,261 | 2,031 | 2,340 | 15.2 |
| | SOUTH PARIS | 2,208 | 2,334 | 2,468 | 2,646 | 2,108 | 2,810 | 33.3 |
| | SUB TOTAL | 6,118 | 6,390 | 6,156 | 5,827 | 4,976 | 6,079 | 22.2 |
| DISTRICT 12: | FARMINGTON | 2,717 | 3,019 | 3,077 | 2,794 | 2,919 | 3,047 | 4.4 |
| | SKOWHEGAN | 5,267 | 5,718 | 5,137 | 5,588 | 5,448 | 5,638 | 3.5 |
| | SUB TOTAL | 7,984 | 8,737 | 8,214 | 8,382 | 8,367 | 8,685 | 3.8 |
| DISTRICT 13: | DOVER-FOXCROFT | 2,325 | 2,315 | 2,265 | 2,112 | 2,013 | 2,131 | 5.9 |
| | LINCOLN | 1,529 | 1,352 | 1,470 | 1,283 | 1,291 | 1,215 | -5.9 |
| | MILLINOCKET | 2,021 | 1,901 | 1,371 | 1,561 | 1,559 | 1,533 | -1.7 |
| | SUB TOTAL | 5,875 | 5,568 | 5,106 | 4,956 | 4,863 | 4,879 | .3 |
| STATE TOTAL | | 138,805 | 143,766 | 135,688 | 135,770 | 128,302 | 140,387 | 9.4 |

Footnotes appear on page 165 of this report.

1985 DISTRICT COURT CASELOAD



*INCLUDES FAMILY ABUSE AND MENTAL HEALTH

DISTRICT COURT

=====

F I L I N G S

=====

| STATE TOTAL | 1980 | 1981 | 1982 | 1983 | 1984 | 1985 | % CHANGE 1984-1985 |
|---|---------|---------|---------|---------|---------|---------|-----------------------|
| ===== | ===== | ===== | ===== | ===== | ===== | ===== | ===== |
| - Civil | 14,013 | 14,542 | 13,324 | 12,481 | 12,263 | 12,100 | -1.3 |
| - Family Abuse (b) | 0 | 0 | 1,574 | 2,107 | 2,556 | 2,751 | 7.6 |
| - Money Judgments | 6,821 | 5,530 | 4,705 | 4,463 | 3,883 | 3,801 | -2.1 |
| - Small Claims | 20,132 | 21,063 | 22,174 | 24,051 | 22,718 | 24,880 | 9.5 |
| - Divorce | 7,591 | 7,742 | 6,992 | 7,001 | 7,511 | 7,370 | -1.9 |
| - Mental Health | 899 | 682 | 811 | 720 | 1,054 | 1,072 | 1.7 |
| Sub Total | 49,456 | 49,559 | 49,580 | 50,823 | 49,985 | 51,974 | 4.0 |
| - Juvenile | 3,961 | 3,864 | 3,405 | 3,240 | 3,065 | 3,896 | 27.1 |
| - Criminal A,B,C | 3,035 | 2,962 | 3,338 | 3,399 | 3,556 | 3,960 | 11.4 |
| - Criminal D,E | 26,279 | 26,521 | 27,287 | 27,017 | 27,418 | 32,998 | 20.4 |
| - Traffic Criminal | 56,074 | 60,860 | 52,078 | 51,291 | 44,278 | 47,559 | 7.4 |
| Sub Total | 89,349 | 94,207 | 86,108 | 84,947 | 78,317 | 88,413 | 12.9 |
| - Civil Violations and Traffic Infractions | 92,352 | 84,757 | 79,783 | 92,150 | 92,415 | 108,482 | 17.4 |
| TOTAL FILINGS | 231,157 | 228,523 | 215,471 | 227,920 | 220,717 | 248,869 | 12.8 |

D I S P O S I T I O N S

=====

| STATE TOTAL | 1980 | 1981 | 1982 | 1983 | 1984 | 1985 | % CHANGE 1984-1985 |
|---|---------|---------|---------|---------|---------|---------|-----------------------|
| ===== | ===== | ===== | ===== | ===== | ===== | ===== | ===== |
| - Civil | 12,457 | 15,063 | 14,034 | 12,781 | 12,829 | 11,997 | -6.5 |
| - Family Abuse (b) | 0 | 0 | 1,422 | 1,954 | 2,064 | 2,274 | 10.2 |
| - Money Judgments | 6,570 | 5,675 | 4,559 | 4,349 | 3,576 | 3,085 | -13.7 |
| - Small Claims | 17,509 | 18,713 | 20,742 | 23,093 | 20,977 | 22,616 | 7.8 |
| - Divorce | 7,526 | 8,454 | 6,751 | 6,990 | 6,840 | 7,243 | 5.9 |
| - Mental Health | 897 | 737 | 760 | 722 | 990 | 1,030 | 4.0 |
| Sub Total | 44,959 | 48,642 | 48,268 | 49,889 | 47,276 | 48,245 | 2.0 |
| - Juvenile | 3,939 | 3,795 | 3,148 | 3,325 | 2,920 | 3,276 | 12.2 |
| - Criminal A,B,C | 2,543 | 2,871 | 3,120 | 3,137 | 3,113 | 3,612 | 16.0 |
| - Criminal D,E | 25,027 | 26,368 | 27,646 | 26,915 | 24,664 | 28,128 | 14.0 |
| - Traffic Criminal | 49,485 | 58,420 | 52,827 | 51,813 | 44,071 | 45,979 | 4.3 |
| Sub Total | 80,994 | 91,454 | 86,741 | 85,190 | 74,768 | 80,995 | 8.3 |
| - Civil Violations and Traffic Infractions | 96,308 | 85,996 | 80,261 | 89,417 | 91,173 | 106,395 | 16.7 |
| TOTAL DISPOSITIONS | 222,261 | 226,092 | 215,270 | 224,496 | 213,217 | 235,635 | 10.5 |

- Footnotes appear on page 165 of this report

- Case type definitions appear on page 166 of this report

| DISTRICT 1 ***** | FILINGS | | | | | | * | DISPOSITIONS | | | | | |
|--|---------|-------|-------|-------|-------|-------|---|--------------|-------|-------|-------|-------|-------|
| | 1980 | 1981 | 1982 | 1983 | 1984 | 1985 | | * | 1980 | 1981 | 1982 | 1983 | 1984 |
| CARIBOU | | | | | | | | | | | | | |
| CIVIL | 300 | 279 | 290 | 228 | 233 | 260 | * | 296 | 284 | 320 | 275 | 253 | 277 |
| FAMILY ABUSE (b) | 0 | 0 | 26 | 36 | 31 | 54 | * | 0 | 0 | 20 | 26 | 27 | 50 |
| MONEY JUDGMENTS | 194 | 141 | 132 | 120 | 115 | 148 | * | 194 | 142 | 139 | 123 | 103 | 137 |
| SMALL CLAIMS | 640 | 472 | 463 | 366 | 366 | 404 | * | 552 | 495 | 479 | 398 | 342 | 380 |
| DIVORCE | 198 | 195 | 196 | 199 | 199 | 165 | * | 193 | 197 | 204 | 199 | 193 | 157 |
| MENTAL HEALTH | 0 | 0 | 0 | 2 | 0 | 0 | * | 0 | 0 | 0 | 0 | 0 | 0 |
| SUB TOTAL | 1,332 | 1,087 | 1,107 | 951 | 944 | 1,031 | * | 1,235 | 1,118 | 1,162 | 1,021 | 918 | 1,001 |
| | | | | | | | | | | | | | |
| JUVENILE | 66 | 60 | 70 | 58 | 54 | 60 | * | 73 | 85 | 63 | 62 | 57 | 52 |
| CRIMINAL A,B,C | 70 | 41 | 26 | 28 | 26 | 32 | * | 58 | 50 | 32 | 28 | 29 | 29 |
| CRIMINAL D,E | 374 | 388 | 304 | 200 | 183 | 178 | * | 377 | 371 | 300 | 213 | 181 | 179 |
| TRAFFIC CRIMINAL | 734 | 911 | 869 | 588 | 434 | 496 | * | 768 | 932 | 867 | 569 | 398 | 485 |
| SUB TOTAL | 1,244 | 1,400 | 1,269 | 874 | 697 | 766 | * | 1,276 | 1,438 | 1,262 | 872 | 665 | 745 |
| | | | | | | | | | | | | | |
| CIVIL VIOLATIONS/ TRAFFIC INFRACTIONS | 1,107 | 972 | 1,201 | 984 | 887 | 829 | * | 1,117 | 983 | 1,185 | 915 | 833 | 800 |
| TOTAL | 3,683 | 3,459 | 3,577 | 2,809 | 2,528 | 2,626 | * | 3,628 | 3,539 | 3,609 | 2,808 | 2,416 | 2,546 |
| | | | | | | | | | | | | | |
| FORT KENT | | | | | | | | | | | | | |
| JUVENILE | 13 | 8 | 13 | 10 | 6 | 20 | * | 12 | 1 | 12 | 12 | 3 | 13 |
| CRIMINAL A,B,C | 13 | 11 | 19 | 14 | 7 | 9 | * | 10 | 11 | 18 | 12 | 4 | 9 |
| CRIMINAL D,E | 448 | 387 | 337 | 253 | 170 | 160 | * | 450 | 390 | 312 | 250 | 170 | 144 |
| TRAFFIC CRIMINAL | 461 | 529 | 302 | 369 | 264 | 307 | * | 467 | 494 | 300 | 354 | 257 | 308 |
| SUB TOTAL | 935 | 935 | 671 | 646 | 447 | 496 | * | 939 | 896 | 642 | 628 | 434 | 474 |
| | | | | | | | | | | | | | |
| CIVIL VIOLATIONS/ TRAFFIC INFRACTIONS | 459 | 683 | 563 | 591 | 510 | 620 | * | 453 | 692 | 544 | 575 | 486 | 629 |
| TOTAL | 1,394 | 1,618 | 1,234 | 1,237 | 957 | 1,116 | * | 1,392 | 1,588 | 1,186 | 1,203 | 920 | 1,103 |
| | | | | | | | | | | | | | |
| MADAWASKA | | | | | | | | | | | | | |
| CIVIL | 217 | 181 | 173 | 149 | 128 | 123 | * | 96 | 129 | 114 | 176 | 149 | 142 |
| FAMILY ABUSE (b) | 0 | 0 | 0 | 3 | 4 | 13 | * | 0 | 0 | 0 | 3 | 4 | 14 |
| MONEY JUDGMENTS | 135 | 134 | 91 | 76 | 46 | 62 | * | 174 | 119 | 97 | 73 | 86 | 71 |
| SMALL CLAIMS | 454 | 289 | 272 | 306 | 310 | 439 | * | 583 | 228 | 254 | 239 | 201 | 349 |
| DIVORCE | 53 | 55 | 58 | 51 | 53 | 79 | * | 42 | 71 | 61 | 64 | 77 | 85 |
| MENTAL HEALTH | 0 | 0 | 0 | 0 | 0 | 0 | * | 0 | 0 | 0 | 0 | 0 | 0 |
| SUB TOTAL | 859 | 659 | 594 | 585 | 541 | 716 | * | 895 | 547 | 526 | 555 | 517 | 661 |
| | | | | | | | | | | | | | |
| JUVENILE | 12 | 7 | 23 | 26 | 27 | 22 | * | 12 | 7 | 28 | 25 | 25 | 25 |
| CRIMINAL A,B,C | 7 | 11 | 11 | 13 | 12 | 11 | * | 7 | 11 | 11 | 11 | 12 | 11 |
| CRIMINAL D,E | 275 | 185 | 111 | 140 | 88 | 100 | * | 273 | 181 | 111 | 131 | 92 | 100 |
| TRAFFIC CRIMINAL | 148 | 107 | 120 | 210 | 124 | 119 | * | 153 | 108 | 120 | 202 | 129 | 119 |
| SUB TOTAL | 442 | 310 | 265 | 389 | 251 | 252 | * | 445 | 307 | 270 | 369 | 258 | 255 |
| | | | | | | | | | | | | | |
| CIVIL VIOLATIONS/ TRAFFIC INFRACTIONS | 518 | 489 | 453 | 321 | 278 | 467 | * | 516 | 487 | 452 | 318 | 286 | 467 |
| TOTAL | 1,819 | 1,458 | 1,312 | 1,295 | 1,070 | 1,435 | * | 1,856 | 794 | 1,248 | 1,242 | 1,061 | 1,383 |
| | | | | | | | | | | | | | |
| VAN BUREN (a) | | | | | | | | | | | | | |
| JUVENILE | 7 | 4 | 12 | 11 | 7 | 2 | * | 7 | 4 | 12 | 11 | 5 | 1 |
| CRIMINAL A,B,C | 19 | 31 | 24 | 51 | 49 | 39 | * | 16 | 31 | 40 | 46 | 31 | 30 |
| CRIMINAL D,E | 111 | 124 | 78 | 47 | 66 | 59 | * | 88 | 124 | 68 | 54 | 46 | 51 |
| TRAFFIC CRIMINAL | 93 | 108 | 96 | 48 | 30 | 42 | * | 73 | 107 | 98 | 58 | 29 | 37 |
| SUB TOTAL | 230 | 267 | 210 | 157 | 152 | 142 | * | 184 | 266 | 218 | 169 | 111 | 119 |
| | | | | | | | | | | | | | |
| CIVIL VIOLATIONS/ TRAFFIC INFRACTIONS | 145 | 232 | 135 | 144 | 128 | 128 | * | 140 | 230 | 132 | 165 | 114 | 123 |
| TOTAL | 375 | 499 | 345 | 301 | 280 | 270 | * | 324 | 496 | 350 | 334 | 225 | 242 |

- Footnotes appear on page 165 of this report

| DISTRICT 2 ----- | FILINGS | | | | | | " | DISPOSITIONS | | | | | |
|--|---------|-------|-------|-------|-------|-------|---|--------------|-------|-----------|-------|-------|-------|
| | 1980 | 1981 | 1982 | 1983 | 1984 | 1985 | | 1980 | 1981 | 1982 | 1983 | 1984 | 1985 |
| HOULTON (c) | | | | | | | " | | | | | | |
| CIVIL | 364 | 319 | 336 | 307 | 274 | 219 | " | 243 | 334 | 333 | 267 | 249 | 245 |
| FAMILY ABUSE (b) | 0 | 0 | 11 | 25 | 17 | 42 | " | 0 | 0 | 2 | 14 | 9 | 19 |
| MONEY JUDGMENTS | 221 | 190 | 150 | 173 | 134 | 126 | " | 144 | 135 | 93 | 102 | 95 | 90 |
| SMALL CLAIMS | 724 | 453 | 416 | 403 | 422 | 519 | " | 668 | 403 | 344 | 377 | 389 | 462 |
| DIVORCE | 111 | 103 | 103 | 95 | 95 | 103 | " | 101 | 91 | 98 | 101 | 87 | 93 |
| MENTAL HEALTH | 0 | 0 | 0 | 0 | 0 | 0 | " | 0 | 0 | 0 | 0 | 0 | 0 |
| SUB TOTAL | 1,420 | 1,065 | 1,016 | 1,003 | 942 | 1,009 | " | 1,156 | 963 | 870 | 861 | 829 | 909 |
| JUVENILE | 74 | 119 | 84 | 58 | 32 | 41 | " | 51 | 92 | 90 | 41 | 33 | 33 |
| CRIMINAL A,B,C | 56 | 84 | 66 | 48 | 54 | 52 | " | 52 | 76 | 55 | 48 | 44 | 55 |
| CRIMINAL D,E | 492 | 908 | 531 | 443 | 501 | 404 | " | 458 | 876 | 415 (c) | 455 | 460 | 433 |
| TRAFFIC CRIMINAL | 1,091 | 1,526 | 1,501 | 964 | 579 | 591 | " | 1,039 | 1,520 | 1,476 (c) | 1,134 | 599 | 566 |
| SUB TOTAL | 1,713 | 2,637 | 2,182 | 1,513 | 1,166 | 1,088 | " | 1,600 | 2,564 | 2,036 | 1,678 | 1,136 | 1,087 |
| CIVIL VIOLATIONS/ TRAFFIC INFRACTIONS | 1,992 | 2,161 | 1,432 | 1,279 | 1,075 | 1,173 | " | 1,988 | 2,090 | 1,474 | 1,329 | 1,093 | 1,207 |
| TOTAL | 5,125 | 5,863 | 4,630 | 3,795 | 3,183 | 3,270 | " | 4,744 | 5,617 | 4,380 | 3,868 | 3,058 | 3,203 |
| ----- | ----- | ----- | ----- | ----- | ----- | ----- | " | ----- | ----- | ----- | ----- | ----- | ----- |
| PRESQUE ISLE | | | | | | | " | | | | | | |
| CIVIL | 692 | 762 | 753 | 646 | 594 | 486 | " | 533 | 580 | 718 | 660 | 628 | 551 |
| FAMILY ABUSE (b) | 0 | 0 | 25 | 24 | 39 | 37 | " | 0 | 0 | 22 | 24 | 32 | 38 |
| MONEY JUDGMENTS | 396 | 410 | 358 | 370 | 293 | 286 | " | 396 | 401 | 351 | 371 | 289 | 282 |
| SMALL CLAIMS | 333 | 338 | 333 | 404 | 494 | 455 | " | 335 | 341 | 258 | 321 | 398 | 403 |
| DIVORCE | 160 | 177 | 148 | 157 | 172 | 152 | " | 122 | 170 | 131 | 164 | 130 | 137 |
| MENTAL HEALTH | 0 | 0 | 0 | 0 | 0 | 0 | " | 0 | 0 | 0 | 0 | 0 | 0 |
| SUB TOTAL | 1,581 | 1,687 | 1,617 | 1,601 | 1,592 | 1,416 | " | 1,386 | 1,492 | 1,480 | 1,540 | 1,477 | 1,411 |
| JUVENILE | 97 | 82 | 70 | 58 | 11 | 54 | " | 72 | 73 | 62 | 57 | 37 | 33 |
| CRIMINAL A,B,C | 11 | 35 | 60 | 70 | 64 | 91 | " | 26 | 50 | 59 | 64 | 55 | 58 |
| CRIMINAL D,E | 804 | 676 | 616 | 605 | 512 | 462 | " | 710 | 636 | 622 | 586 | 525 | 442 |
| TRAFFIC CRIMINAL | 1,369 | 1,226 | 1,011 | 960 | 964 | 1,085 | " | 1,340 | 1,186 | 965 | 974 | 859 | 971 |
| SUB TOTAL | 2,281 | 2,019 | 1,757 | 1,693 | 1,551 | 1,692 | " | 2,148 | 1,945 | 1,708 | 1,681 | 1,476 | 1,504 |
| CIVIL VIOLATIONS/ TRAFFIC INFRACTIONS | 1,625 | 1,445 | 1,217 | 1,309 | 1,301 | 1,030 | " | 1,641 | 1,480 | 1,222 | 1,336 | 1,314 | 1,009 |
| TOTAL | 5,487 | 5,151 | 4,591 | 4,603 | 4,444 | 4,138 | " | 5,175 | 4,917 | 4,410 | 4,557 | 4,267 | 3,924 |
| ----- | ----- | ----- | ----- | ----- | ----- | ----- | " | ----- | ----- | ----- | ----- | ----- | ----- |

- Footnotes appear on page 165 of this report

TABLE DC-5
(cont.)

| DISTRICT 3 ----- | FILINGS | | | | | | * | DISPOSITIONS | | | | | |
|--|---------|--------|--------|--------|--------|--------|---|--------------|--------|--------|--------|--------|--------|
| | 1980 | 1981 | 1982 | 1983 | 1984 | 1985 | | 1980 | 1981 | 1982 | 1983 | 1984 | 1985 |
| BANGOR | | | | | | | | | | | | | |
| CIVIL | 1,156 | 1,481 | 1,222 | 1,253 | 1,152 | 1,269 | * | 959 | 1,583 | 1,344 | 1,158 | 1,074 | 961 |
| FAMILY ABUSE (b) | 0 | 0 | 206 | 221 | 253 | 291 | * | 0 | 0 | 204 | 203 | 228 | 241 |
| MONEY JUDGMENTS | 439 | 438 | 334 | 311 | 251 | 260 | * | 381 | 512 | 346 | 235 | 233 | 237 |
| SMALL CLAIMS | 1,403 | 1,823 | 2,022 | 1,608 | 1,814 | 1,896 | * | 932 | 1,766 | 1,982 | 1,850 | 1,492 | 1,808 |
| DIVORCE | 692 | 567 | 607 | 648 | 622 | 636 | * | 640 | 824 | 560 | 648 | 539 | 750 |
| MENTAL HEALTH | 240 | 220 | 222 | 277 | 326 | 364 | * | 243 | 215 | 217 | 295 | 293 | 326 |
| SUB TOTAL | 3,930 | 4,529 | 4,613 | 4,318 | 4,418 | 4,716 | * | 3,155 | 4,900 | 4,653 | 4,389 | 3,859 | 4,323 |
| ----- | | | | | | | | | | | | | |
| JUVENILE | 438 | 345 | 330 | 294 | 272 | 347 | * | 409 | 433 | 307 | 296 | 264 | 344 |
| CRIMINAL A,B,C | 247 | 267 | 266 | 248 | 303 | 362 | * | 264 | 274 | 264 | 299 | 263 | 320 |
| CRIMINAL D,E | 1,854 | 1,718 | 2,388 | 2,600 | 2,533 | 2,698 | * | 1,875 | 1,695 | 2,256 | 2,514 | 2,463 | 2,685 |
| TRAFFIC CRIMINAL | 4,316 | 3,572 | 2,839 | 2,578 | 2,297 | 2,261 | * | 4,282 | 3,426 | 2,868 | 2,526 | 2,261 | 2,207 |
| SUB TOTAL | 6,855 | 5,902 | 5,823 | 5,720 | 5,405 | 5,668 | * | 6,830 | 5,828 | 5,695 | 5,635 | 5,251 | 5,556 |
| ----- | | | | | | | | | | | | | |
| CIVIL VIOLATIONS/ TRAFFIC INFRACTIONS | 5,387 | 5,489 | 5,687 | 5,033 | 5,585 | 7,512 | * | 5,376 | 5,399 | 5,734 | 5,093 | 5,599 | 7,571 |
| TOTAL | 16,172 | 15,920 | 16,123 | 15,071 | 15,408 | 17,896 | * | 15,361 | 16,127 | 16,082 | 15,117 | 14,709 | 17,450 |
| ----- | | | | | | | | | | | | | |
| NEWPORT | | | | | | | | | | | | | |
| CIVIL | 103 | 128 | 120 | 119 | 132 | 146 | * | 82 | 108 | 126 | 133 | 153 | 157 |
| FAMILY ABUSE (b) | 0 | 0 | 32 | 47 | 57 | 52 | * | 0 | 0 | 29 | 47 | 51 | 51 |
| MONEY JUDGMENTS | 91 | 73 | 59 | 46 | 33 | 60 | * | 83 | 69 | 60 | 49 | 36 | 64 |
| SMALL CLAIMS | 344 | 293 | 279 | 489 | 383 | 434 | * | 300 | 245 | 264 | 477 | 291 | 416 |
| DIVORCE | 149 | 137 | 139 | 145 | 138 | 156 | * | 135 | 115 | 128 | 153 | 131 | 155 |
| MENTAL HEALTH | 0 | 0 | 0 | 0 | 0 | 0 | * | 0 | 0 | 0 | 0 | 0 | 0 |
| SUB TOTAL | 687 | 631 | 629 | 846 | 743 | 848 | * | 600 | 537 | 607 | 859 | 662 | 843 |
| ----- | | | | | | | | | | | | | |
| JUVENILE | 54 | 66 | 46 | 57 | 60 | 49 | * | 49 | 57 | 37 | 51 | 60 | 44 |
| CRIMINAL A,B,C | 40 | 50 | 40 | 57 | 67 | 70 | * | 33 | 48 | 44 | 50 | 68 | 76 |
| CRIMINAL D,E | 457 | 439 | 421 | 296 | 403 | 287 | * | 452 | 436 | 420 | 275 | 379 | 287 |
| TRAFFIC CRIMINAL | 853 | 716 | 523 | 558 | 515 | 545 | * | 847 | 774 | 536 | 551 | 496 | 548 |
| SUB TOTAL | 1,404 | 1,271 | 1,030 | 968 | 1,045 | 951 | * | 1,381 | 1,315 | 1,037 | 927 | 1,003 | 955 |
| ----- | | | | | | | | | | | | | |
| CIVIL VIOLATIONS/ TRAFFIC INFRACTIONS | 2,907 | 2,029 | 1,838 | 2,174 | 2,242 | 2,384 | * | 2,757 | 1,900 | 1,673 | 2,051 | 2,171 | 2,309 |
| TOTAL | 4,998 | 3,931 | 3,497 | 3,988 | 4,030 | 4,183 | * | 4,738 | 3,752 | 3,317 | 3,837 | 3,836 | 4,107 |
| ----- | | | | | | | | | | | | | |

- Footnotes appear on page 165 of this report

| DISTRICT 4 ----- | FILINGS | | | | | | " | DISPOSITIONS | | | | | |
|--|---------|-------|-------|-------|-------|-------|---|--------------|-------|-------|-------|-------|-------|
| | 1980 | 1981 | 1982 | 1983 | 1984 | 1985 | | 1980 | 1981 | 1982 | 1983 | 1984 | 1985 |
| CALAIS | | | | | | | " | | | | | | |
| CIVIL | 180 | 211 | 203 | 197 | 159 | 129 | " | 201 | 217 | 223 | 175 | 172 | 159 |
| FAMILY ABUSE (b) | 0 | 0 | 6 | 15 | 36 | 26 | " | 0 | 0 | 5 | 19 | 35 | 23 |
| MONEY JUDGMENTS | 99 | 78 | 89 | 89 | 51 | 20 | " | 124 | 102 | 119 | 103 | 96 | 61 |
| SMALL CLAIMS | 242 | 247 | 320 | 571 | 507 | 485 | " | 246 | 282 | 318 | 630 | 536 | 473 |
| DIVORCE | 122 | 119 | 95 | 87 | 112 | 108 | " | 115 | 158 | 104 | 101 | 114 | 117 |
| MENTAL HEALTH | 0 | 0 | 0 | 0 | 0 | 0 | " | 0 | 0 | 0 | 0 | 0 | 0 |
| SUB TOTAL | 643 | 655 | 713 | 959 | 865 | 768 | " | 686 | 759 | 769 | 1,028 | 953 | 833 |
| JUVENILE | 56 | 58 | 48 | 32 | 78 | 86 | " | 59 | 62 | 40 | 53 | 72 | 70 |
| CRIMINAL A,B,C | 39 | 72 | 37 | 23 | 49 | 46 | " | 41 | 79 | 43 | 26 | 49 | 51 |
| CRIMINAL D,E | 669 | 574 | 551 | 465 | 524 | 557 | " | 713 | 587 | 530 | 535 | 492 | 536 |
| TRAFFIC CRIMINAL | 578 | 676 | 653 | 601 | 485 | 573 | " | 607 | 676 | 616 | 640 | 499 | 604 |
| SUB TOTAL | 1,342 | 1,380 | 1,289 | 1,121 | 1,136 | 1,262 | " | 1,420 | 1,404 | 1,229 | 1,254 | 1,112 | 1,261 |
| CIVIL VIOLATIONS/ TRAFFIC INFRACTIONS | 873 | 655 | 598 | 1,102 | 904 | 965 | " | 865 | 731 | 594 | 995 | 847 | 954 |
| TOTAL | 2,858 | 2,690 | 2,600 | 3,182 | 2,905 | 2,995 | " | 2,971 | 2,894 | 2,592 | 3,277 | 2,912 | 3,048 |
| ----- | ----- | ----- | ----- | ----- | ----- | ----- | " | ----- | ----- | ----- | ----- | ----- | ----- |
| MACHIAS | | | | | | | " | | | | | | |
| CIVIL | 135 | 151 | 117 | 123 | 95 | 89 | " | 183 | 115 | 132 | 128 | 85 | 161 |
| FAMILY ABUSE (b) | 0 | 0 | 22 | 23 | 30 | 20 | " | 0 | 0 | 21 | 26 | 34 | 15 |
| MONEY JUDGMENTS | 50 | 39 | 35 | 35 | 26 | 24 | " | 6 | 8 | 5 | 11 | 5 | 3 |
| SMALL CLAIMS | 341 | 203 | 398 | 362 | 422 | 559 | " | 244 | 94 | 310 | 329 | 371 | 511 |
| DIVORCE | 109 | 134 | 93 | 104 | 122 | 111 | " | 132 | 109 | 100 | 116 | 98 | 137 |
| MENTAL HEALTH | 0 | 0 | 0 | 0 | 2 | 1 | " | 0 | 0 | 0 | 0 | 1 | 0 |
| SUB TOTAL | 635 | 527 | 665 | 647 | 697 | 804 | " | 565 | 326 | 568 | 610 | 594 | 827 |
| JUVENILE | 21 | 12 | 38 | 34 | 19 | 19 | " | 22 | 6 | 19 | 27 | 21 | 18 |
| CRIMINAL A,B,C | 38 | 57 | 39 | 42 | 43 | 46 | " | 37 | 50 | 46 | 39 | 49 | 38 |
| CRIMINAL D,E | 677 | 678 | 661 | 670 | 671 | 682 | " | 596 | 579 | 685 | 710 | 657 | 631 |
| TRAFFIC CRIMINAL | 362 | 382 | 675 | 648 | 448 | 489 | " | 362 | 380 | 675 | 683 | 426 | 486 |
| SUB TOTAL | 1,098 | 1,129 | 1,413 | 1,394 | 1,181 | 1,236 | " | 1,017 | 1,015 | 1,425 | 1,459 | 1,153 | 1,173 |
| CIVIL VIOLATIONS/ TRAFFIC INFRACTIONS | 773 | 526 | 605 | 701 | 511 | 424 | " | 841 | 504 | 636 | 706 | 510 | 425 |
| TOTAL | 2,506 | 2,182 | 2,683 | 2,742 | 2,389 | 2,464 | " | 2,423 | 1,845 | 2,629 | 2,775 | 2,257 | 2,425 |
| ----- | ----- | ----- | ----- | ----- | ----- | ----- | " | ----- | ----- | ----- | ----- | ----- | ----- |

- Footnotes appear on page 165 of this report

TABLE DC-5
(cont.)

| DISTRICT 5 ----- | FILINGS | | | | | | ** | DISPOSITIONS | | | | | |
|--|---------|-------|---------|-------|-------|-------|----|--------------|-------|-------|-------|-------|-------|
| | 1980 | 1981 | 1982 | 1983 | 1984 | 1985 | | 1980 | 1981 | 1982 | 1983 | 1984 | 1985 |
| BAR HARBOR | | | | | | | | | | | | | |
| CIVIL | 77 | 94 | 115 | 67 | 85 | 102 | ** | 69 | 60 | 104 | 52 | 86 | 118 |
| FAMILY ABUSE (b) | 0 | 0 | 19 | 5 | 20 | 7 | ** | 0 | 0 | 12 | 4 | 14 | 3 |
| MONEY JUDGMENTS | 57 | 36 | 20 | 13 | 18 | 12 | ** | 72 | 37 | 46 | 11 | 11 | 6 |
| SMALL CLAIMS | 192 | 157 | 174 | 178 | 124 | 163 | ** | 179 | 141 | 191 | 190 | 104 | 150 |
| DIVORCE | 62 | 88 | 62 | 55 | 66 | 79 | ** | 52 | 67 | 79 | 52 | 68 | 56 |
| MENTAL HEALTH | 0 | 0 | 0 | 0 | 0 | 0 | ** | 0 | 0 | 0 | 0 | 0 | 0 |
| SUB TOTAL | 388 | 375 | 390 | 318 | 313 | 363 | ** | 372 | 305 | 432 | 309 | 283 | 333 |
| | | | | | | | | | | | | | |
| JUVENILE | 21 | 11 | 30 | 29 | 21 | 19 | ** | 29 | 15 | 25 | 27 | 21 | 12 |
| CRIMINAL A,B,C | 23 | 25 | 15 | 21 | 19 | 15 | ** | 25 | 18 | 18 | 15 | 22 | 12 |
| CRIMINAL D,E | 230 | 252 | 319 | 281 | 260 | 343 | ** | 233 | 221 | 305 | 305 | 260 | 306 |
| TRAFFIC CRIMINAL | 260 | 251 | 85 | 113 | 250 | 188 | ** | 248 | 223 | 83 | 135 | 222 | 179 |
| SUB TOTAL | 534 | 539 | 449 | 444 | 550 | 565 | ** | 535 | 477 | 431 | 482 | 525 | 509 |
| | | | | | | | | | | | | | |
| CIVIL VIOLATIONS/ TRAFFIC INFRACTIONS | 515 | 572 | 603 | 424 | 382 | 659 | ** | 524 | 513 | 615 | 459 | 355 | 639 |
| TOTAL | 1,437 | 1,486 | 1,442 | 1,186 | 1,245 | 1,587 | ** | 1,431 | 1,295 | 1,478 | 1,250 | 1,163 | 1,481 |
| | | | | | | | | | | | | | |
| BELFAST | | | | | | | | | | | | | |
| CIVIL | 248 | 219 | 228 | 186 | 188 | 138 | ** | 238 | 158 | 175 | 76 | 126 | 114 |
| FAMILY ABUSE (b) | 0 | 0 | 17 | 28 | 43 | 43 | ** | 0 | 0 | 15 | 16 | 24 | 29 |
| MONEY JUDGMENTS | 151 | 119 | 66 | 69 | 62 | 44 | ** | 120 | 88 | 59 | 52 | 35 | 41 |
| SMALL CLAIMS | 695 | 494 | 458 | 652 | 492 | 557 | ** | 697 | 428 | 391 | 534 | 465 | 489 |
| DIVORCE | 182 | 192 | 172 | 167 | 194 | 161 | ** | 170 | 156 | 126 | 104 | 173 | 125 |
| MENTAL HEALTH | 1 | 0 | 0 | 0 | 0 | 0 | ** | 0 | 0 | 0 | 0 | 0 | 0 |
| SUB TOTAL | 1,277 | 1,024 | 941 | 1,102 | 979 | 943 | ** | 1,225 | 830 | 766 | 782 | 823 | 798 |
| | | | | | | | | | | | | | |
| JUVENILE | 55 | 86 | 95 | 30 | 101 | 117 | ** | 55 | 81 | 69 | 63 | 71 | 131 |
| CRIMINAL A,B,C | 99 | 94 | 78 (d) | 47 | 47 | 51 | ** | 80 | 90 | 81 | 44 | 38 | 52 |
| CRIMINAL D,E | 725 | 733 | 745 (d) | 649 | 573 | 642 | ** | 681 | 814 | 658 | 639 | 584 | 585 |
| TRAFFIC CRIMINAL | 1,003 | 1,130 | 1,078 | 872 | 688 | 1,094 | ** | 958 | 1,152 | 1,054 | 852 | 656 | 1,037 |
| SUB TOTAL | 1,882 | 2,043 | 1,996 | 1,598 | 1,409 | 1,904 | ** | 1,774 | 2,137 | 1,862 | 1,598 | 1,349 | 1,805 |
| | | | | | | | | | | | | | |
| CIVIL VIOLATIONS/ TRAFFIC INFRACTIONS | 1,220 | 1,354 | 1,307 | 1,066 | 841 | 1,069 | ** | 1,239 | 1,337 | 1,279 | 1,082 | 736 | 1,048 |
| TOTAL | 4,379 | 4,421 | 4,244 | 3,766 | 3,229 | 3,916 | ** | 4,238 | 4,304 | 3,907 | 3,462 | 2,908 | 3,651 |
| | | | | | | | | | | | | | |
| ELLSWORTH | | | | | | | | | | | | | |
| CIVIL | 280 | 259 | 285 | 232 | 264 | 265 | ** | 302 | 255 | 296 | 224 | 278 | 272 |
| FAMILY ABUSE (b) | 0 | 0 | 34 | 54 | 62 | 50 | ** | 0 | 0 | 27 | 49 | 59 | 48 |
| MONEY JUDGMENTS | 151 | 115 | 74 | 61 | 77 | 73 | ** | 165 | 156 | 149 | 111 | 80 | 79 |
| SMALL CLAIMS | 892 | 648 | 747 | 770 | 631 | 891 | ** | 820 | 556 | 725 | 722 | 601 | 717 |
| DIVORCE | 207 | 221 | 222 | 238 | 223 | 219 | ** | 213 | 213 | 219 | 213 | 219 | 207 |
| MENTAL HEALTH | 0 | 0 | 0 | 0 | 0 | 0 | ** | 0 | 0 | 0 | 0 | 0 | 0 |
| SUB TOTAL | 1,530 | 1,243 | 1,362 | 1,355 | 1,257 | 1,498 | ** | 1,500 | 1,180 | 1,416 | 1,319 | 1,237 | 1,323 |
| | | | | | | | | | | | | | |
| JUVENILE | 93 | 70 | 88 | 114 | 68 | 119 | ** | 96 | 67 | 79 | 98 | 96 | 106 |
| CRIMINAL A,B,C | 72 | 51 | 73 | 63 | 97 | 75 | ** | 69 | 53 | 77 | 54 | 79 | 65 |
| CRIMINAL D,E | 618 | 728 | 1,001 | 884 | 850 | 967 | ** | 642 | 650 | 954 | 709 | 726 | 897 |
| TRAFFIC CRIMINAL | 1,341 | 1,585 | 1,435 | 1,368 | 1,199 | 1,178 | ** | 1,360 | 1,556 | 1,441 | 1,379 | 1,247 | 1,128 |
| SUB TOTAL | 2,124 | 2,434 | 2,597 | 2,429 | 2,214 | 2,339 | ** | 2,167 | 2,326 | 2,551 | 2,240 | 2,148 | 2,196 |
| | | | | | | | | | | | | | |
| CIVIL VIOLATIONS/ TRAFFIC INFRACTIONS | 1,832 | 1,991 | 2,499 | 2,467 | 2,149 | 2,039 | ** | 1,848 | 1,911 | 3,232 | 2,512 | 2,213 | 2,087 |
| TOTAL | 5,486 | 5,668 | 6,458 | 6,251 | 5,620 | 5,876 | ** | 5,515 | 5,417 | 7,199 | 6,071 | 5,598 | 5,606 |

- Footnotes appear on page 165 of this report

TABLE DC-5
(cont.)

| DISTRICT 6 ----- | FILINGS | | | | | | * | DISPOSITIONS | | | | | |
|--|---------|-------|-------|-------|-------|-------|---|--------------|-------|-------|-------|-------|-------|
| | 1980 | 1981 | 1982 | 1983 | 1984 | 1985 | | * | 1980 | 1981 | 1982 | 1983 | 1984 |
| BATH | | | | | | | * | | | | | | |
| CIVIL | 361 | 373 | 303 | 267 | 296 | 254 | * | 425 | 275 | 403 | 275 | 314 | 243 |
| FAMILY ABUSE (b) | 0 | 0 | 32 | 38 | 46 | 80 | * | 0 | 0 | 22 | 31 | 41 | 50 |
| MONEY JUDGMENTS | 219 | 138 | 98 | 119 | 101 | 85 | * | 186 | 117 | 67 | 77 | 60 | 49 |
| SMALL CLAIMS | 555 | 517 | 524 | 571 | 476 | 510 | * | 525 | 473 | 440 | 535 | 480 | 551 |
| DIVORCE | 228 | 240 | 215 | 207 | 196 | 183 | * | 249 | 214 | 208 | 204 | 202 | 210 |
| MENTAL HEALTH | 5 | 0 | 1 | 0 | 0 | 2 | * | 2 | 0 | 1 | 0 | 0 | 1 |
| SUB TOTAL | 1,368 | 1,268 | 1,173 | 1,202 | 1,115 | 1,114 | * | 1,387 | 1,079 | 1,141 | 1,122 | 1,097 | 1,104 |
| JUVENILE | 123 | 97 | 129 | 58 | 57 | 68 | * | 131 | 105 | 118 | 52 | 52 | 70 |
| CRIMINAL A,B,C | 99 | 84 | 112 | 68 | 95 | 163 | * | 91 | 81 | 103 | 62 | 83 | 138 |
| CRIMINAL D,E | 512 | 533 | 505 | 439 | 483 | 584 | * | 491 | 505 | 459 | 439 | 485 | 544 |
| TRAFFIC CRIMINAL | 1,533 | 1,610 | 1,363 | 1,328 | 799 | 687 | * | 1,530 | 1,588 | 1,318 | 1,331 | 822 | 627 |
| SUB TOTAL | 2,267 | 2,324 | 2,109 | 1,893 | 1,434 | 1,502 | * | 2,243 | 2,279 | 1,998 | 1,884 | 1,442 | 1,379 |
| CIVIL VIOLATIONS/ TRAFFIC INFRACTIONS | 3,247 | 2,956 | 2,198 | 3,159 | 2,185 | 2,209 | * | 3,261 | 2,931 | 2,143 | 3,103 | 2,131 | 2,043 |
| TOTAL | 6,882 | 6,548 | 5,480 | 6,254 | 4,734 | 4,825 | * | 6,891 | 6,289 | 5,282 | 6,109 | 4,670 | 4,526 |
| ----- | ----- | ----- | ----- | ----- | ----- | ----- | * | ----- | ----- | ----- | ----- | ----- | ----- |
| BRUNSWICK | | | | | | | * | | | | | | |
| CIVIL | 270 | 301 | 280 | 243 | 223 | 228 | * | 163 | 170 | 204 | 366 | 172 | 162 |
| FAMILY ABUSE (b) | 0 | 0 | 35 | 36 | 46 | 41 | * | 0 | 0 | 19 | 17 | 26 | 26 |
| MONEY JUDGMENTS | 113 | 114 | 78 | 94 | 47 | 62 | * | 22 | 40 | 23 | 50 | 15 | 18 |
| SMALL CLAIMS | 350 | 540 | 524 | 455 | 443 | 458 | * | 308 | 219 | 502 | 400 | 421 | 427 |
| DIVORCE | 190 | 233 | 199 | 196 | 217 | 188 | * | 180 | 193 | 177 | 185 | 168 | 224 |
| MENTAL HEALTH | 0 | 0 | 0 | 0 | 0 | 0 | * | 0 | 0 | 0 | 0 | 0 | 0 |
| SUB TOTAL | 923 | 1,188 | 1,116 | 1,024 | 976 | 977 | * | 673 | 622 | 925 | 1,018 | 802 | 857 |
| JUVENILE | 95 | 87 | 73 | 72 | 49 | 67 | * | 93 | 69 | 66 | 61 | 45 | 51 |
| CRIMINAL A,B,C | 32 | 42 | 79 | 72 | 40 | 58 | * | 31 | 45 | 26 | 48 | 53 | 53 |
| CRIMINAL D,E | 842 | 876 | 590 | 503 | 388 | 639 | * | 1,239 | 1,532 | 606 | 490 | 447 | 557 |
| TRAFFIC CRIMINAL | 2,458 | 2,451 | 2,162 | 2,422 | 1,778 | 1,538 | * | 1,194 | 1,728 | 1,597 | 2,016 | 1,665 | 1,199 |
| SUB TOTAL | 3,427 | 3,456 | 2,904 | 3,069 | 2,255 | 2,302 | * | 2,557 | 3,374 | 2,295 | 2,615 | 2,210 | 1,860 |
| CIVIL VIOLATIONS/ TRAFFIC INFRACTIONS | 5,535 | 4,546 | 4,558 | 4,935 | 4,112 | 4,058 | * | 5,575 | 4,831 | 4,788 | 4,662 | 4,298 | 3,920 |
| TOTAL | 9,885 | 9,190 | 8,578 | 9,028 | 7,343 | 7,337 | * | 8,805 | 8,827 | 8,008 | 8,295 | 7,310 | 6,637 |
| ----- | ----- | ----- | ----- | ----- | ----- | ----- | * | ----- | ----- | ----- | ----- | ----- | ----- |

- Footnotes appear on page 165 of this report

- DISTRICT 6 continued on page 154

TABLE DC-5
(cont.)

| DISTRICT 6 - continued ----- | FILINGS | | | | | | * | DISPOSITIONS | | | | | |
|--|---------|-------|-------|-------|-------|-------|---|--------------|-------|-------|-------|-------|-------|
| | 1980 | 1981 | 1982 | 1983 | 1984 | 1985 | | 1980 | 1981 | 1982 | 1983 | 1984 | 1985 |
| ROCKLAND | | | | | | | | | | | | | |
| CIVIL | 508 | 446 | 362 | 364 | 339 | 365 | * | 396 | 409 | 345 | 417 | 327 | 330 |
| FAMILY ABUSE (b) | 0 | 0 | 22 | 38 | 64 | 81 | * | 0 | 0 | 14 | 32 | 50 | 67 |
| MONEY JUDGMENTS | 365 | 243 | 205 | 185 | 135 | 151 | * | 237 | 133 | 140 | 127 | 94 | 83 |
| SMALL CLAIMS | 878 | 816 | 1,310 | 1,161 | 1,112 | 1,135 | * | 727 | 762 | 1,186 | 1,526 | 1,237 | 985 |
| DIVORCE | 249 | 272 | 227 | 257 | 257 | 221 | * | 236 | 226 | 200 | 254 | 250 | 234 |
| MENTAL HEALTH | 0 | 0 | 0 | 0 | 0 | 0 | * | 0 | 0 | 0 | 0 | 0 | 0 |
| SUB TOTAL | 2,000 | 1,777 | 2,126 | 2,005 | 1,907 | 1,953 | * | 1,596 | 1,530 | 1,885 | 2,356 | 1,958 | 1,699 |
| ----- | | | | | | | | | | | | | |
| JUVENILE | 157 | 95 | 106 | 116 | 104 | 108 | * | 155 | 88 | 111 | 118 | 97 | 102 |
| CRIMINAL A,B,C | 71 | 65 | 109 | 91 | 96 | 112 | * | 78 | 74 | 79 | 118 | 102 | 90 |
| CRIMINAL D,E | 715 | 650 | 731 | 598 | 677 | 838 | * | 720 | 643 | 660 | 579 | 641 | 780 |
| TRAFFIC CRIMINAL | 1,343 | 1,491 | 1,253 | 1,221 | 1,702 | 1,367 | * | 1,340 | 1,447 | 1,171 | 1,204 | 1,660 | 1,286 |
| SUB TOTAL | 2,286 | 2,301 | 2,199 | 2,026 | 2,579 | 2,425 | * | 2,293 | 2,252 | 2,021 | 2,019 | 2,500 | 2,258 |
| ----- | | | | | | | | | | | | | |
| CIVIL VIOLATIONS/ TRAFFIC INFRACTIONS | 1,289 | 1,396 | 1,647 | 1,280 | 1,766 | 1,963 | * | 1,266 | 1,378 | 1,638 | 1,281 | 1,609 | 1,927 |
| TOTAL | 5,575 | 5,474 | 5,972 | 5,311 | 6,252 | 6,341 | * | 5,155 | 5,160 | 5,544 | 5,656 | 6,067 | 5,884 |
| ----- | | | | | | | | | | | | | |
| WISCASSET | | | | | | | | | | | | | |
| CIVIL | 249 | 215 | 202 | 210 | 206 | 193 | * | 177 | 254 | 179 | 226 | 162 | 146 |
| FAMILY ABUSE (b) | 0 | 0 | 31 | 28 | 36 | 33 | * | 0 | 0 | 28 | 23 | 31 | 27 |
| MONEY JUDGMENTS | 151 | 109 | 70 | 75 | 56 | 59 | * | 123 | 88 | 85 | 65 | 58 | 52 |
| SMALL CLAIMS | 635 | 684 | 775 | 519 | 462 | 568 | * | 506 | 591 | 673 | 475 | 409 | 434 |
| DIVORCE | 191 | 187 | 160 | 158 | 161 | 161 | * | 143 | 158 | 139 | 135 | 128 | 126 |
| MENTAL HEALTH | 0 | 0 | 3 | 0 | 0 | 0 | * | 0 | 0 | 2 | 0 | 0 | 0 |
| SUB TOTAL | 1,226 | 1,195 | 1,241 | 990 | 921 | 1,014 | * | 949 | 1,091 | 1,106 | 924 | 788 | 785 |
| ----- | | | | | | | | | | | | | |
| JUVENILE | 63 | 63 | 54 | 77 | 56 | 135 | * | 48 | 44 | 19 | 77 | 35 | 87 |
| CRIMINAL A,B,C | 58 | 41 | 113 | 111 | 74 | 52 | * | 21 | 40 | 96 | 115 | 72 | 77 |
| CRIMINAL D,E | 364 | 389 | 685 | 614 | 626 | 604 | * | 358 | 394 | 562 | 569 | 588 | 601 |
| TRAFFIC CRIMINAL | 1,118 | 1,285 | 941 | 969 | 755 | 882 | * | 1,101 | 1,201 | 837 | 941 | 777 | 737 |
| SUB TOTAL | 1,603 | 1,778 | 1,793 | 1,771 | 1,511 | 1,673 | * | 1,528 | 1,679 | 1,514 | 1,702 | 1,472 | 1,502 |
| ----- | | | | | | | | | | | | | |
| CIVIL VIOLATIONS/ TRAFFIC INFRACTIONS | 1,780 | 1,745 | 1,719 | 1,775 | 1,465 | 2,251 | * | 1,734 | 1,582 | 1,489 | 1,693 | 1,472 | 2,215 |
| TOTAL | 4,609 | 4,718 | 4,753 | 4,536 | 3,897 | 4,938 | * | 4,211 | 4,352 | 4,109 | 4,319 | 3,732 | 4,502 |
| ----- | | | | | | | | | | | | | |

- Footnotes appear on page 165 of this report

TABLE DC-5
(cont.)

| DISTRICT 7 ----- | FILINGS | | | | | | " | DISPOSITIONS | | | | | |
|--|---------|--------|--------|--------|--------|--------|---|--------------|--------|--------|--------|--------|--------|
| | 1980 | 1981 | 1982 | 1983 | 1984 | 1985 | | " | 1980 | 1981 | 1982 | 1983 | 1984 |
| AUGUSTA | | | | | | | " | | | | | | |
| CIVIL | 865 | 971 | 884 | 782 | 733 | 697 | " | 771 | 781 | 973 | 804 | 741 | 668 |
| FAMILY ABUSE (b) | 0 | 0 | 128 | 174 | 228 | 206 | " | 0 | 0 | 129 | 171 | 193 | 190 |
| MONEY JUDGMENTS | 418 | 427 | 380 | 330 | 360 | 285 | " | 375 | 663 | 327 | 321 | 387 | 296 |
| SMALL CLAIMS | 963 | 1,638 | 1,274 | 1,430 | 1,387 | 1,443 | " | 947 | 1,632 | 1,502 | 1,500 | 1,600 | 1,371 |
| DIVORCE | 539 | 544 | 444 | 462 | 464 | 440 | " | 505 | 795 | 422 | 474 | 472 | 441 |
| MENTAL HEALTH | 256 | 279 | 350 | 246 | 475 | 487 | " | 259 | 332 | 317 | 222 | 445 | 483 |
| SUB TOTAL | 3,041 | 3,859 | 3,460 | 3,424 | 3,647 | 3,558 | " | 2,857 | 4,203 | 3,670 | 3,492 | 3,838 | 3,449 |
| JUVENILE | 337 | 349 | 132 | 211 | 239 | 211 | " | 368 | 393 | 186 | 229 | 255 | 210 |
| CRIMINAL A,B,C | 205 | 188 | 156 | 184 | 211 | 224 | " | 139 | 61 | 162 | 153 | 209 | 202 |
| CRIMINAL D,E | 1,839 | 1,881 | 1,807 | 1,905 | 1,281 | 2,193 | " | 1,639 | 1,931 | 1,150 | 1,414 | 1,540 | 1,930 |
| TRAFFIC CRIMINAL | 3,106 | 3,286 | 2,173 | 2,028 | 1,987 | 2,070 | " | 1,288 | 2,552 | 1,318 | 1,785 | 1,655 | 2,548 |
| SUB TOTAL | 5,487 | 5,704 | 4,268 | 4,328 | 3,718 | 4,698 | " | 3,434 | 4,937 | 2,816 | 3,581 | 3,659 | 4,890 |
| CIVIL VIOLATIONS/ TRAFFIC INFRACTIONS | 8,058 | 5,773 | 6,659 | 5,593 | 6,089 | 9,029 | " | 8,996 | 7,544 | 7,267 | 6,220 | 5,986 | 9,564 |
| TOTAL | 16,586 | 15,336 | 14,387 | 13,345 | 13,454 | 17,285 | " | 15,287 | 16,684 | 13,753 | 13,293 | 13,483 | 17,903 |
| WATERVILLE | | | | | | | " | | | | | | |
| CIVIL | 581 | 533 | 442 | 413 | 381 | 417 | " | 826 | 615 | 668 | 306 | 374 | 338 |
| FAMILY ABUSE (b) | 0 | 0 | 64 | 118 | 110 | 130 | " | 0 | 0 | 42 | 112 | 116 | 101 |
| MONEY JUDGMENTS | 286 | 192 | 182 | 128 | 128 | 140 | " | 211 | 177 | 235 | 170 | 109 | 103 |
| SMALL CLAIMS | 830 | 1,216 | 1,057 | 1,262 | 1,018 | 1,193 | " | 791 | 909 | 933 | 1,130 | 1,044 | 1,066 |
| DIVORCE | 302 | 287 | 246 | 257 | 283 | 272 | " | 342 | 364 | 239 | 217 | 241 | 234 |
| MENTAL HEALTH | 0 | 0 | 0 | 0 | 0 | 0 | " | 0 | 0 | 0 | 0 | 0 | 0 |
| SUB TOTAL | 1,999 | 2,228 | 1,991 | 2,178 | 1,920 | 2,152 | " | 2,170 | 2,065 | 2,117 | 1,935 | 1,884 | 1,842 |
| JUVENILE | 159 | 182 | 241 | 181 | 173 | 198 | " | 164 | 160 | 150 | 247 | 128 | 168 |
| CRIMINAL A,B,C | 108 | 71 | 121 | 158 | 183 | 226 | " | 66 | 62 | 98 | 155 | 177 | 144 |
| CRIMINAL D,E | 1,123 | 1,055 | 1,390 | 1,574 | 2,118 | 2,675 | " | 702 | 936 | 1,223 | 1,595 | 1,624 | 2,062 |
| TRAFFIC CRIMINAL | 1,370 | 1,644 | 1,620 | 1,380 | 993 | 711 | " | 679 | 1,056 | 1,177 | 1,186 | 1,021 | 841 |
| SUB TOTAL | 2,760 | 2,952 | 3,372 | 3,293 | 3,467 | 3,810 | " | 1,611 | 2,214 | 2,648 | 3,183 | 2,950 | 3,215 |
| CIVIL VIOLATIONS/ TRAFFIC INFRACTIONS | 2,051 | 1,903 | 2,000 | 2,927 | 2,850 | 4,957 | " | 1,670 | 1,361 | 1,850 | 2,896 | 3,315 | 4,328 |
| TOTAL | 6,810 | 7,083 | 7,363 | 8,398 | 8,237 | 10,919 | " | 5,451 | 5,640 | 6,615 | 8,014 | 8,149 | 9,385 |

- Footnotes appear on page 165 of this report

TABLE DC-5
(cont.)

| DISTRICT B ----- | FILINGS | | | | | | * | DISPOSITIONS | | | | | |
|--|---------|--------|--------|--------|--------|--------|---|--------------|--------|--------|--------|--------|--------|
| | 1980 | 1981 | 1982 | 1983 | 1984 | 1985 | | 1980 | 1981 | 1982 | 1983 | 1984 | 1985 |
| LEWISTON | | | | | | | * | | | | | | |
| CIVIL | 1,597 | 1,700 | 1,414 | 1,356 | 1,402 | 1,278 | * | 1,628 | 1,534 | 1,350 | 1,220 | 1,202 | 1,362 |
| FAMILY ABUSE (b) | 0 | 0 | 249 | 357 | 424 | 478 | * | 0 | 0 | 246 | 276 | 333 | 406 |
| MONEY JUDGMENTS | 735 | 517 | 414 | 406 | 365 | 322 | * | 927 | 570 | 343 | 335 | 327 | 133 |
| SMALL CLAIMS | 1,220 | 1,367 | 1,205 | 1,214 | 1,250 | 1,473 | * | 1,091 | 1,355 | 1,185 | 1,277 | 1,041 | 1,493 |
| DIVORCE | 686 | 713 | 626 | 584 | 663 | 616 | * | 821 | 802 | 658 | 687 | 759 | 724 |
| MENTAL HEALTH | 12 | 0 | 0 | 0 | 0 | 0 | * | 1 | 14 | 0 | 0 | 0 | 0 |
| SUB TOTAL | 4,250 | 4,297 | 3,908 | 3,917 | 4,104 | 4,167 | * | 4,468 | 4,275 | 3,782 | 3,795 | 3,662 | 4,118 |
| JUVENILE | 345 | 286 | 263 | 280 | 252 | 337 | * | 340 | 258 | 273 | 396 | 282 | 291 |
| CRIMINAL A,B,C | 316 | 246 | 266 | 270 | 278 | 332 | * | 293 | 238 | 291 | 213 | 192 | 385 |
| CRIMINAL D,E | 2,074 | 2,035 | 2,004 | 2,226 | 2,032 | 2,860 | * | 2,106 | 1,781 | 1,855 | 1,929 | 1,926 | 2,047 |
| TRAFFIC CRIMINAL | 4,348 | 5,217 | 4,819 | 3,574 | 2,624 | 3,313 | * | 4,617 | 4,999 | 4,874 | 3,567 | 2,533 | 2,838 |
| SUB TOTAL | 7,083 | 7,784 | 7,352 | 6,350 | 5,186 | 6,842 | * | 7,356 | 7,276 | 7,293 | 6,105 | 4,933 | 5,561 |
| CIVIL VIOLATIONS/ TRAFFIC INFRACTIONS | 6,486 | 5,239 | 5,590 | 7,567 | 8,585 | 11,952 | * | 6,500 | 5,025 | 5,411 | 6,979 | 8,226 | 10,778 |
| TOTAL | 17,819 | 17,320 | 16,850 | 17,834 | 17,875 | 22,961 | * | 18,324 | 16,576 | 16,486 | 16,879 | 16,821 | 20,457 |

- Footnotes appear on page 165 of this report

TABLE DC-5
(cont.)

| DISTRICT 9 ----- | FILINGS | | | | | | * | DISPOSITIONS | | | | | |
|--|---------|--------|---------|--------|--------|--------|---|--------------|--------|---------|--------|--------|--------|
| | 1980 | 1981 | 1982 | 1983 | 1984 | 1985 | | 1980 | 1981 | 1982 | 1983 | 1984 | 1985 |
| BRIDGTON | | | | | | | | | | | | | |
| CIVIL | 141 | 149 | 142 | 124 | 70 | 97 | * | 166 | 193 | 161 | 114 | 87 | 125 |
| FAMILY ABUSE(b) | 0 | 0 | 16 | 21 | 36 | 58 | * | 0 | 0 | 0 | 22 | 33 | 49 |
| MONEY JUDGMENTS | 54 | 58 | 37 | 34 | 25 | 22 | * | 53 | 65 | 29 | 47 | 35 | 25 |
| SMALL CLAIMS | 342 | 210 | 281 | 308 | 313 | 369 | * | 255 | 292 | 43 | 378 | 322 | 350 |
| DIVORCE | 115 | 110 | 112 | 109 | 114 | 122 | * | 113 | 122 | 200 | 118 | 90 | 108 |
| MENTAL HEALTH | 0 | 0 | 0 | 0 | 0 | 0 | * | 0 | 0 | 109 | 0 | 0 | 0 |
| SUB TOTAL | 652 | 527 | 588 | 596 | 558 | 668 | * | 587 | 672 | 542 | 679 | 567 | 657 |
| ----- | | | | | | | | | | | | | |
| JUVENILE | 71 | 124 | 72 | 40 | 22 | 61 | * | 66 | 91 | 84 | 64 | 35 | 26 |
| CRIMINAL A,B,C | 79 | 55 | 72 | 39 | 36 | 37 | * | 61 | 38 | 67 | 37 | 45 | 48 |
| CRIMINAL D,E | 445 | 417 | 720 (f) | 373 | 428 | 333 | * | 461 | 404 | 767 | 416 | 444 | 300 |
| TRAFFIC CRIMINAL | 490 | 569 | 499 (f) | 924 | 793 | 621 | * | 394 | 449 | 357 | 759 | 764 | 602 |
| SUB TOTAL | 1,085 | 1,165 | 1,363 | 1,376 | 1,279 | 1,052 | * | 982 | 982 | 1,275 | 1,276 | 1,288 | 968 |
| ----- | | | | | | | | | | | | | |
| CIVIL VIOLATIONS/ TRAFFIC INFRACTIONS | 1,751 | 1,304 | 920 | 1,183 | 1,151 | 859 | * | 1,761 | 1,373 | 883 | 1,188 | 1,179 | 881 |
| TOTAL | 3,488 | 2,996 | 2,871 | 3,155 | 2,988 | 2,579 | * | 3,330 | 3,027 | 2,700 | 3,143 | 3,034 | 2,506 |
| ----- | | | | | | | | | | | | | |
| PORTLAND | | | | | | | | | | | | | |
| CIVIL | 3,103 | 3,054 | 2,960 | 2,955 | 2,871 | 2,799 | * | 2,483 | 4,179 | 3,258 | 3,520 | 4,123 | 3,228 |
| FAMILY ABUSE (b) | 0 | 0 | 237 | 332 | 344 | 349 | * | 0 | 0 | 261 | 457 | 271 | 226 |
| MONEY JUDGMENTS | 919 | 798 | 865 | 943 | 768 | 782 | * | 854 | 668 | 843 | 1,192 | 738 | 505 |
| SMALL CLAIMS | 1,724 | 2,116 | 2,232 | 3,039 | 2,625 | 3,073 | * | 1,242 | 2,156 | 1,923 | 2,584 | 2,537 | 2,806 |
| DIVORCE | 1,177 | 1,223 | 1,102 | 1,069 | 1,219 | 1,245 | * | 1,255 | 1,204 | 1,083 | 1,080 | 1,023 | 1,069 |
| MENTAL HEALTH | 382 | 183 | 234 | 184 | 248 | 215 | * | 388 | 176 | 221 | 202 | 248 | 217 |
| SUB TOTAL | 7,305 | 7,374 | 7,630 | 8,522 | 8,075 | 8,463 | * | 6,222 | 8,383 | 7,509 | 9,035 | 8,940 | 8,051 |
| ----- | | | | | | | | | | | | | |
| JUVENILE | 504 | 546 | 414 | 462 | 397 | 454 | * | 502 | 517 | 339 | 418 | 437 | 388 |
| CRIMINAL A,B,C | 341 | 298 | 504 | 586 | 548 | 661 | * | 219 | 364 | 457 (e) | 496 | 455 | 551 |
| CRIMINAL D,E | 2,887 | 3,052 | 3,188 | 4,256 | 4,520 | 5,350 | * | 2,326 | 2,902 | 5,138 | 5,045 | 2,643 | 3,610 |
| TRAFFIC CRIMINAL | 10,830 | 12,860 | 9,937 | 9,700 | 8,011 | 8,387 | * | 8,120 | 13,430 | 11,612 | 11,650 | 9,090 | 8,688 |
| SUB TOTAL | 14,562 | 16,756 | 14,043 | 15,004 | 13,476 | 14,852 | * | 11,167 | 17,213 | 17,546 | 17,609 | 12,625 | 13,237 |
| ----- | | | | | | | | | | | | | |
| CIVIL VIOLATIONS/ TRAFFIC INFRACTIONS | 15,944 | 16,160 | 15,688 | 20,818 | 19,506 | 21,826 | * | 19,280 | 16,213 | 15,053 | 19,069 | 19,293 | 22,134 |
| TOTAL | 37,811 | 40,290 | 37,361 | 44,344 | 41,057 | 45,141 | * | 36,669 | 41,809 | 40,108 | 45,713 | 40,858 | 43,422 |
| ----- | | | | | | | | | | | | | |

- Footnotes appear on page 165 of this report

TABLE BC-5
(cont.)

| DISTRICT 10 ***** | FILINGS | | | | | | ** | DISPOSITIONS | | | | | |
|--|---------|--------|--------|--------|--------|--------|----|--------------|--------|--------|--------|--------|--------|
| | 1980 | 1981 | 1982 | 1983 | 1984 | 1985 | | 1980 | 1981 | 1982 | 1983 | 1984 | 1985 |
| BIDDEFORD | | | | | | | | | | | | | |
| CIVIL | 714 | 733 | 724 | 675 | 681 | 764 | ** | 461 | 753 | 602 | 514 | 479 | 350 |
| FAMILY ABUSE (b) | 0 | 0 | 85 | 118 | 140 | 157 | ** | 0 | 0 | 33 | 49 | 63 | 79 |
| MONEY JUDGMENTS | 245 | 221 | 185 | 157 | 143 | 140 | ** | 137 | 109 | 28 | 34 | 136 | 27 |
| SMALL CLAIMS | 1,147 | 1,220 | 1,390 | 1,610 | 1,673 | 1,358 | ** | 759 | 611 | 1,427 | 1,295 | 1,222 | 965 |
| DIVORCE | 419 | 429 | 426 | 405 | 448 | 484 | ** | 327 | 515 | 355 | 354 | 335 | 391 |
| MENTAL HEALTH | 0 | 0 | 0 | 0 | 0 | 0 | ** | 0 | 0 | 0 | 0 | 0 | 0 |
| SUB TOTAL | 2,525 | 2,603 | 2,810 | 2,973 | 3,085 | 2,903 | ** | 1,684 | 1,988 | 2,445 | 2,246 | 2,235 | 1,812 |
| JUVENILE | | | | | | | | | | | | | |
| JUVENILE | 394 | 313 | 282 | 271 | 288 | 413 | ** | 375 | 318 | 254 | 223 | 203 | 305 |
| CRIMINAL A,B,C | 290 | 313 | 274 | 282 | 292 | 255 | ** | 215 | 312 | 256 | 256 | 244 | 304 |
| CRIMINAL D,E | 1,059 | 1,907 | 1,757 | 1,499 | 1,818 | 2,043 | ** | 1,822 | 1,945 | 1,746 | 1,784 | 1,894 | 2,413 |
| TRAFFIC CRIMINAL | 3,959 | 3,922 | 3,673 | 3,961 | 3,936 | 4,819 | ** | 4,144 | 3,726 | 3,372 | 3,975 | 4,053 | 4,448 |
| SUB TOTAL | 6,502 | 6,455 | 5,986 | 6,013 | 6,334 | 8,330 | ** | 6,556 | 6,301 | 5,628 | 6,238 | 6,394 | 7,470 |
| CIVIL VIOLATIONS/ TRAFFIC INFRACTIONS | | | | | | | | | | | | | |
| CIVIL VIOLATIONS/ TRAFFIC INFRACTIONS | 8,824 | 8,595 | 5,829 | 7,645 | 8,696 | 10,182 | ** | 9,001 | 8,821 | 6,049 | 7,548 | 8,278 | 9,993 |
| TOTAL | 17,851 | 17,653 | 14,625 | 16,631 | 18,115 | 21,415 | ** | 17,241 | 17,110 | 14,122 | 16,032 | 16,907 | 19,275 |
| KITTERY | | | | | | | | | | | | | |
| CIVIL | 286 | 194 | 205 | 209 | 211 | 205 | ** | 186 | 254 | 177 | 206 | 206 | 189 |
| FAMILY ABUSE (b) | 0 | 0 | 20 | 37 | 44 | 58 | ** | 0 | 0 | 13 | 32 | 35 | 58 |
| MONEY JUDGMENTS | 51 | 56 | 53 | 40 | 40 | 40 | ** | 31 | 85 | 43 | 33 | 46 | 43 |
| SMALL CLAIMS | 255 | 291 | 226 | 346 | 428 | 452 | ** | 238 | 298 | 227 | 307 | 382 | 483 |
| DIVORCE | 169 | 199 | 192 | 154 | 174 | 179 | ** | 175 | 214 | 187 | 176 | 125 | 167 |
| MENTAL HEALTH | 1 | 0 | 0 | 0 | 0 | 0 | ** | 1 | 0 | 0 | 0 | 0 | 0 |
| SUB TOTAL | 682 | 740 | 696 | 786 | 897 | 934 | ** | 631 | 851 | 647 | 754 | 794 | 940 |
| JUVENILE | | | | | | | | | | | | | |
| JUVENILE | 38 | 41 | 71 | 52 | 51 | 86 | ** | 41 | 37 | 55 | 45 | 53 | 46 |
| CRIMINAL A,B,C | 110 | 122 | 130 | 127 | 104 | 127 | ** | 100 | 114 | 123 | 108 | 80 | 94 |
| CRIMINAL D,E | 701 | 679 | 683 | 626 | 650 | 738 | ** | 715 | 739 | 615 | 588 | 538 | 508 |
| TRAFFIC CRIMINAL | 4,172 | 4,345 | 4,406 | 5,719 | 5,689 | 6,240 | ** | 4,135 | 4,338 | 6,137 | 5,447 | 5,235 | 6,030 |
| SUB TOTAL | 5,021 | 5,187 | 5,290 | 6,524 | 6,494 | 7,191 | ** | 4,991 | 5,228 | 6,930 | 6,188 | 5,898 | 6,678 |
| CIVIL VIOLATIONS/ TRAFFIC INFRACTIONS | | | | | | | | | | | | | |
| CIVIL VIOLATIONS/ TRAFFIC INFRACTIONS | 4,138 | 3,387 | 3,205 | 4,493 | 5,787 | 6,793 | ** | 4,192 | 3,522 | 2,982 | 4,381 | 5,489 | 6,366 |
| TOTAL | 9,841 | 9,314 | 9,191 | 11,803 | 13,178 | 14,918 | ** | 9,814 | 9,601 | 10,559 | 11,323 | 12,181 | 13,984 |
| SPRINGVALE | | | | | | | | | | | | | |
| CIVIL | 277 | 302 | 245 | 264 | 303 | 331 | ** | 239 | 265 | 377 | 210 | 226 | 449 |
| FAMILY ABUSE (b) | 0 | 0 | 69 | 90 | 105 | 88 | ** | 0 | 0 | 82 | 84 | 74 | 123 |
| MONEY JUDGMENTS | 154 | 77 | 59 | 47 | 54 | 59 | ** | 118 | 67 | 65 | 28 | 24 | 33 |
| SMALL CLAIMS | 702 | 561 | 588 | 696 | 869 | 777 | ** | 485 | 385 | 375 | 366 | 484 | 555 |
| DIVORCE | 277 | 292 | 268 | 266 | 298 | 288 | ** | 243 | 353 | 265 | 229 | 242 | 349 |
| MENTAL HEALTH | 0 | 0 | 1 | 0 | 1 | 0 | ** | 0 | 0 | 1 | 0 | 1 | 0 |
| SUB TOTAL | 1,410 | 1,232 | 1,230 | 1,363 | 1,830 | 1,543 | ** | 1,085 | 1,070 | 1,165 | 917 | 1,051 | 1,509 |
| JUVENILE | | | | | | | | | | | | | |
| JUVENILE | 105 | 119 | 102 | 149 | 189 | 297 | ** | 77 | 85 | 77 | 145 | 117 | 200 |
| CRIMINAL A,B,C | 99 | 119 | 152 | 179 | 222 | 265 | ** | 80 | 104 | 103 | 163 | 179 | 210 |
| CRIMINAL D,E | 624 | 762 | 843 | 948 | 1,023 | 1,494 | ** | 556 | 713 | 799 | 913 | 955 | 1,225 |
| TRAFFIC CRIMINAL | 2,170 | 2,173 | 1,869 | 2,071 | 1,599 | 2,092 | ** | 1,852 | 2,346 | 1,958 | 2,038 | 1,610 | 1,995 |
| SUB TOTAL | 2,998 | 3,173 | 2,966 | 3,347 | 3,033 | 4,148 | ** | 2,565 | 3,248 | 2,937 | 3,259 | 2,861 | 3,630 |
| CIVIL VIOLATIONS/ TRAFFIC INFRACTIONS | | | | | | | | | | | | | |
| CIVIL VIOLATIONS/ TRAFFIC INFRACTIONS | 2,742 | 2,253 | 1,966 | 2,965 | 2,582 | 2,368 | ** | 2,566 | 2,265 | 1,948 | 2,921 | 2,606 | 2,330 |
| TOTAL | 7,150 | 6,658 | 6,162 | 7,675 | 7,245 | 8,059 | ** | 6,196 | 6,583 | 6,050 | 7,097 | 6,518 | 7,469 |

- Footnotes appear on page 165 of this report

TABLE BC-5
(cont.)

| DISTRICT 11 ----- | FILINGS | | | | | | * | DISPOSITIONS | | | | | |
|--|---------|-------|-------|-------|-------|-------|---|--------------|-------|-------|-------|-------|-------|
| | 1980 | 1981 | 1982 | 1983 | 1984 | 1985 | | * | 1980 | 1981 | 1982 | 1983 | 1984 |
| LIVERMORE FALLS | | | | | | | | | | | | | |
| CIVIL | 53 | 84 | 58 | 35 | 52 | 47 | * | 32 | 73 | 76 | 45 | 47 | 55 |
| FAMILY ABUSE (b) | 0 | 0 | 6 | 11 | 12 | 24 | * | 0 | 0 | 8 | 12 | 11 | 18 |
| MONEY JUDGMENTS | 23 | 33 | 25 | 9 | 20 | 21 | * | 26 | 7 | 42 | 17 | 28 | 21 |
| SMALL CLAIMS | 116 | 186 | 249 | 207 | 202 | 220 | * | 186 | 128 | 279 | 224 | 191 | 219 |
| DIVORCE | 50 | 64 | 50 | 50 | 48 | 56 | * | 49 | 58 | 60 | 55 | 45 | 57 |
| MENTAL HEALTH | 0 | 0 | 0 | 0 | 0 | 0 | * | 0 | 0 | 0 | 0 | 0 | 0 |
| SUB TOTAL | 242 | 367 | 388 | 312 | 334 | 368 | * | 213 | 266 | 465 | 353 | 322 | 370 |
| JUVENILE | | | | | | | | | | | | | |
| CRIMINAL A,B,C | 18 | 26 | 19 | 28 | 18 | 23 | * | 12 | 17 | 30 | 18 | 18 | 26 |
| CRIMINAL D,E | 167 | 267 | 226 | 196 | 139 | 183 | * | 133 | 227 | 254 | 171 | 148 | 191 |
| TRAFFIC CRIMINAL | 397 | 464 | 407 | 369 | 318 | 328 | * | 374 | 478 | 397 | 329 | 353 | 336 |
| SUB TOTAL | 626 | 821 | 664 | 608 | 503 | 561 | * | 564 | 779 | 701 | 534 | 547 | 576 |
| CIVIL VIOLATIONS/ TRAFFIC INFRACTIONS | | | | | | | | | | | | | |
| TOTAL | 1,473 | 1,600 | 1,638 | 1,536 | 1,577 | 1,518 | * | 1,354 | 1,465 | 1,742 | 1,461 | 1,598 | 1,548 |
| RUNFORD | | | | | | | | | | | | | |
| CIVIL | 171 | 170 | 164 | 122 | 101 | 156 | * | 161 | 264 | 163 | 152 | 87 | 171 |
| FAMILY ABUSE (b) | 0 | 0 | 11 | 10 | 37 | 42 | * | 0 | 0 | 8 | 7 | 24 | 50 |
| MONEY JUDGMENTS | 261 | 117 | 126 | 73 | 181 | 98 | * | 417 | 343 | 280 | 156 | 85 | 79 |
| SMALL CLAIMS | 775 | 779 | 838 | 761 | 665 | 741 | * | 820 | 799 | 833 | 799 | 727 | 690 |
| DIVORCE | 125 | 118 | 98 | 112 | 118 | 115 | * | 127 | 191 | 84 | 121 | 105 | 122 |
| MENTAL HEALTH | 0 | 0 | 0 | 0 | 0 | 0 | * | 0 | 0 | 0 | 0 | 0 | 0 |
| SUB TOTAL | 1,332 | 1,184 | 1,237 | 1,078 | 1,022 | 1,152 | * | 1,525 | 1,597 | 1,368 | 1,235 | 1,028 | 1,112 |
| JUVENILE | | | | | | | | | | | | | |
| CRIMINAL A,B,C | 60 | 64 | 34 | 36 | 41 | 46 | * | 29 | 62 | 35 | 12 | 46 | 13 |
| CRIMINAL D,E | 669 | 591 | 440 | 404 | 370 | 446 | * | 540 | 524 | 401 | 384 | 344 | 386 |
| TRAFFIC CRIMINAL | 922 | 894 | 860 | 665 | 550 | 613 | * | 926 | 744 | 736 | 626 | 510 | 565 |
| SUB TOTAL | 1,710 | 1,684 | 1,399 | 1,183 | 1,009 | 1,188 | * | 1,548 | 1,435 | 1,261 | 1,074 | 953 | 1,034 |
| CIVIL VIOLATIONS/ TRAFFIC INFRACTIONS | | | | | | | | | | | | | |
| TOTAL | 3,805 | 3,760 | 3,591 | 3,258 | 2,743 | 3,075 | * | 3,797 | 3,811 | 3,566 | 3,277 | 2,700 | 2,891 |
| SOUTH PARIS | | | | | | | | | | | | | |
| CIVIL | 131 | 138 | 115 | 97 | 153 | 147 | * | 138 | 153 | 90 | 144 | 118 | 117 |
| FAMILY ABUSE (b) | 0 | 0 | 26 | 29 | 44 | 43 | * | 0 | 0 | 20 | 24 | 38 | 41 |
| MONEY JUDGMENTS | 95 | 67 | 29 | 24 | 28 | 39 | * | 81 | 65 | 19 | 18 | 26 | 32 |
| SMALL CLAIMS | 595 | 729 | 999 | 1,372 | 827 | 1,335 | * | 445 | 658 | 823 | 1,202 | 836 | 1,111 |
| DIVORCE | 150 | 154 | 132 | 113 | 144 | 152 | * | 141 | 144 | 129 | 134 | 137 | 141 |
| MENTAL HEALTH | 0 | 0 | 0 | 0 | 0 | 0 | * | 0 | 0 | 0 | 0 | 0 | 0 |
| SUB TOTAL | 971 | 1,088 | 1,301 | 1,635 | 1,196 | 1,716 | * | 805 | 1,020 | 1,081 | 1,522 | 1,155 | 1,442 |
| JUVENILE | | | | | | | | | | | | | |
| CRIMINAL A,B,C | 49 | 70 | 69 | 62 | 58 | 78 | * | 43 | 73 | 59 | 51 | 62 | 71 |
| CRIMINAL D,E | 306 | 312 | 409 | 246 | 227 | 368 | * | 283 | 307 | 338 | 265 | 194 | 313 |
| TRAFFIC CRIMINAL | 821 | 818 | 613 | 620 | 571 | 556 | * | 816 | 766 | 523 | 552 | 535 | 535 |
| SUB TOTAL | 1,237 | 1,246 | 1,167 | 1,011 | 912 | 1,094 | * | 1,247 | 1,236 | 1,002 | 967 | 830 | 1,005 |
| CIVIL VIOLATIONS/ TRAFFIC INFRACTIONS | | | | | | | | | | | | | |
| TOTAL | 2,858 | 2,800 | 2,983 | 3,189 | 2,793 | 3,513 | * | 2,716 | 2,939 | 2,613 | 3,048 | 2,627 | 3,119 |

- Footnotes appear on page 165 of this report

TABLE DC-5
(cont.)

| DISTRICT 12 ----- | FILINGS | | | | | | " | DISPOSITIONS | | | | | |
|--|---------|-------|-------|-------|-------|-------|---|--------------|-------|-------|-------|-------|-------|
| | 1980 | 1981 | 1982 | 1983 | 1984 | 1985 | | 1980 | 1981 | 1982 | 1983 | 1984 | 1985 |
| FARMINGTON | | | | | | | | | | | | | |
| CIVIL | 193 | 266 | 242 | 186 | 195 | 238 | " | 202 | 271 | 202 | 199 | 188 | 206 |
| FAMILY ABUSE (b) | 0 | 0 | 25 | 26 | 40 | 42 | " | 0 | 0 | 16 | 24 | 36 | 37 |
| MONEY JUDGMENTS | 143 | 162 | 143 | 87 | 83 | 87 | " | 152 | 170 | 152 | 103 | 81 | 85 |
| SMALL CLAIMS | 558 | 659 | 730 | 826 | 893 | 924 | " | 547 | 596 | 678 | 904 | 795 | 921 |
| DIVORCE | 148 | 137 | 137 | 142 | 169 | 154 | " | 183 | 147 | 141 | 119 | 154 | 124 |
| MENTAL HEALTH | 0 | 0 | 0 | 0 | 0 | 0 | " | 0 | 0 | 0 | 0 | 0 | 0 |
| SUB TOTAL | 1,043 | 1,224 | 1,277 | 1,267 | 1,380 | 1,445 | " | 1,084 | 1,184 | 1,189 | 1,349 | 1,254 | 1,373 |
| ----- | | | | | | | | | | | | | |
| JUVENILE | 97 | 52 | 137 | 39 | 55 | 60 | " | 103 | 50 | 120 | 61 | 44 | 60 |
| CRIMINAL A, B, C | 57 | 73 | 76 | 82 | 131 | 85 | " | 61 | 78 | 71 | 76 | 90 | 115 |
| CRIMINAL D, E | 470 | 449 | 545 | 403 | 461 | 538 | " | 479 | 457 | 544 | 406 | 443 | 560 |
| TRAFFIC CRIMINAL | 1,042 | 1,221 | 1,042 | 1,003 | 892 | 919 | " | 1,039 | 1,184 | 1,033 | 956 | 888 | 903 |
| SUB TOTAL | 1,674 | 1,795 | 1,800 | 1,527 | 1,539 | 1,602 | " | 1,682 | 1,769 | 1,768 | 1,499 | 1,465 | 1,638 |
| ----- | | | | | | | | | | | | | |
| CIVIL VIOLATIONS/ TRAFFIC INFRACTIONS | 1,314 | 2,088 | 1,814 | 1,646 | 1,713 | 1,697 | " | 1,313 | 2,051 | 1,809 | 1,572 | 1,761 | 1,666 |
| TOTAL | 4,031 | 5,107 | 4,891 | 4,440 | 4,632 | 4,744 | " | 4,079 | 5,004 | 4,766 | 4,420 | 4,480 | 4,677 |
| ----- | | | | | | | | | | | | | |
| SKOWHEGAN | | | | | | | | | | | | | |
| CIVIL | 501 | 482 | 377 | 359 | 469 | 404 | " | 454 | 405 | 479 | 403 | 441 | 413 |
| FAMILY ABUSE (b) | 0 | 0 | 87 | 115 | 125 | 141 | " | 0 | 0 | 69 | 105 | 108 | 144 |
| MONEY JUDGMENTS | 274 | 214 | 193 | 193 | 202 | 183 | " | 393 | 196 | 173 | 195 | 154 | 321 |
| SMALL CLAIMS | 913 | 1,005 | 1,135 | 1,330 | 1,396 | 1,266 | " | 899 | 740 | 1,031 | 1,260 | 1,429 | 1,181 |
| DIVORCE | 207 | 237 | 196 | 238 | 263 | 251 | " | 206 | 204 | 253 | 236 | 272 | 247 |
| MENTAL HEALTH | 2 | 0 | 0 | 0 | 0 | 0 | " | 3 | 0 | 1 | 0 | 0 | 0 |
| SUB TOTAL | 1,897 | 1,938 | 1,988 | 2,235 | 2,455 | 2,245 | " | 1,955 | 1,545 | 2,006 | 2,199 | 2,404 | 2,306 |
| ----- | | | | | | | | | | | | | |
| JUVENILE | 151 | 166 | 110 | 134 | 176 | 156 | " | 172 | 202 | 120 | 110 | 165 | 143 |
| CRIMINAL A, B, C | 183 | 132 | 136 | 188 | 146 | 167 | " | 168 | 136 | 119 | 195 | 125 | 146 |
| CRIMINAL D, E | 1,132 | 1,243 | 950 | 1,053 | 1,054 | 1,035 | " | 1,145 | 1,210 | 1,012 | 932 | 1,003 | 1,026 |
| TRAFFIC CRIMINAL | 1,904 | 2,239 | 1,953 | 1,978 | 1,617 | 2,035 | " | 1,983 | 2,210 | 1,931 | 1,918 | 1,477 | 1,888 |
| SUB TOTAL | 3,370 | 3,780 | 3,149 | 3,353 | 2,993 | 3,393 | " | 3,468 | 3,758 | 3,182 | 3,155 | 2,770 | 3,203 |
| ----- | | | | | | | | | | | | | |
| CIVIL VIOLATIONS/ TRAFFIC INFRACTIONS | 3,527 | 3,530 | 2,601 | 2,716 | 3,221 | 3,038 | " | 3,525 | 3,383 | 2,666 | 2,578 | 3,071 | 2,925 |
| TOTAL | 8,794 | 9,248 | 7,738 | 8,304 | 8,669 | 8,676 | " | 8,948 | 8,686 | 7,854 | 7,932 | 8,245 | 8,434 |
| ----- | | | | | | | | | | | | | |

- Footnotes appear on page 165 of this report

TABLE DC-5
(cont.)

| DISTRICT 13 ----- | FILING | | | | | | * | DISPOSITIONS | | | | | |
|--|--------|-------|-------|-------|-------|-------|---|--------------|-------|-------|-------|-------|-------|
| | 1980 | 1981 | 1982 | 1983 | 1984 | 1985 | | 1980 | 1981 | 1982 | 1983 | 1984 | 1985 |
| BOVER-FOXCROFT | | | | | | | * | | | | | | |
| CIVIL | 142 | 124 | 127 | 103 | 84 | 96 | * | 138 | 137 | 153 | 134 | 87 | 105 |
| FAMILY ABUSE (b) | 0 | 0 | 24 | 26 | 60 | 46 | * | 0 | 0 | 17 | 28 | 44 | 39 |
| MONEY JUDGMENTS | 103 | 62 | 36 | 42 | 33 | 37 | * | 108 | 71 | 37 | 41 | 41 | 34 |
| SMALL CLAIMS | 475 | 506 | 478 | 325 | 349 | 392 | * | 441 | 498 | 515 | 339 | 303 | 442 |
| DIVORCE | 140 | 149 | 135 | 134 | 130 | 125 | * | 123 | 153 | 126 | 147 | 132 | 128 |
| MENTAL HEALTH | 0 | 0 | 0 | 1 | 1 | 2 | * | 0 | 0 | 0 | 1 | 1 | 2 |
| SUB TOTAL | 860 | 841 | 800 | 631 | 657 | 698 | * | 810 | 859 | 848 | 690 | 608 | 750 |
| JUVENILE | 63 | 70 | 36 | 65 | 42 | 57 | * | 72 | 59 | 43 | 58 | 37 | 43 |
| CRIMINAL A,B,C | 77 | 67 | 104 | 69 | 83 | 98 | * | 75 | 76 | 94 | 81 | 79 | 103 |
| CRIMINAL D,E | 740 | 667 | 787 | 707 | 664 | 693 | * | 711 | 683 | 804 | 711 | 629 | 721 |
| TRAFFIC CRIMINAL | 577 | 670 | 538 | 640 | 567 | 585 | * | 580 | 690 | 551 | 666 | 566 | 543 |
| SUB TOTAL | 1,485 | 1,474 | 1,465 | 1,481 | 1,356 | 1,433 | * | 1,430 | 1,508 | 1,492 | 1,516 | 1,311 | 1,410 |
| CIVIL VIOLATIONS/ TRAFFIC INFRACTIONS | 673 | 541 | 754 | 949 | 1,035 | 1,187 | * | 670 | 532 | 790 | 973 | 1,060 | 1,222 |
| TOTAL | 2,998 | 2,856 | 3,019 | 3,061 | 3,048 | 3,318 | * | 2,918 | 2,899 | 3,130 | 3,179 | 2,979 | 3,382 |
| LINCOLN | | | | | | | * | | | | | | |
| CIVIL | 89 | 109 | 118 | 92 | 82 | 82 | * | 93 | 132 | 133 | 64 | 74 | 75 |
| FAMILY ABUSE (b) | 0 | 0 | 5 | 4 | 3 | 0 | * | 0 | 0 | 6 | 1 | 2 | 0 |
| MONEY JUDGMENTS | 74 | 71 | 46 | 59 | 44 | 27 | * | 61 | 69 | 57 | 30 | 18 | 13 |
| SMALL CLAIMS | 477 | 351 | 245 | 348 | 204 | 196 | * | 426 | 336 | 247 | 339 | 174 | 223 |
| DIVORCE | 86 | 91 | 74 | 62 | 86 | 81 | * | 92 | 105 | 79 | 60 | 56 | 68 |
| MENTAL HEALTH | 0 | 0 | 0 | 0 | 0 | 0 | * | 0 | 0 | 0 | 0 | 0 | 0 |
| SUB TOTAL | 726 | 622 | 488 | 565 | 399 | 386 | * | 672 | 642 | 522 | 494 | 324 | 379 |
| JUVENILE | 31 | 30 | 28 | 11 | 14 | 18 | * | 33 | 23 | 31 | 11 | 16 | 12 |
| CRIMINAL A,B,C | 14 | 14 | 36 | 23 | 33 | 21 | * | 13 | 20 | 38 | 21 | 34 | 22 |
| CRIMINAL D,E | 459 | 394 | 493 | 277 | 350 | 307 | * | 460 | 390 | 484 | 293 | 317 | 258 |
| TRAFFIC CRIMINAL | 299 | 292 | 425 | 407 | 495 | 483 | * | 289 | 271 | 402 | 400 | 481 | 390 |
| SUB TOTAL | 803 | 730 | 982 | 718 | 892 | 829 | * | 795 | 704 | 955 | 725 | 828 | 682 |
| CIVIL VIOLATIONS/ TRAFFIC INFRACTIONS | 2,498 | 2,009 | 1,804 | 1,885 | 1,936 | 1,846 | * | 2,500 | 2,038 | 1,805 | 1,932 | 1,854 | 1,807 |
| TOTAL | 4,027 | 3,361 | 3,274 | 3,168 | 3,227 | 3,861 | * | 3,967 | 3,384 | 3,282 | 3,151 | 3,006 | 2,868 |
| HILLINOCKET | | | | | | | * | | | | | | |
| CIVIL | 109 | 114 | 118 | 118 | 107 | 76 | * | 116 | 123 | 156 | 138 | 121 | 108 |
| FAMILY ABUSE (b) | 0 | 0 | 4 | 18 | 20 | 19 | * | 0 | 0 | 3 | 16 | 18 | 12 |
| MONEY JUDGMENTS | 154 | 81 | 73 | 55 | 44 | 47 | * | 199 | 203 | 93 | 69 | 45 | 62 |
| SMALL CLAIMS | 362 | 255 | 232 | 162 | 161 | 195 | * | 415 | 296 | 247 | 186 | 153 | 185 |
| DIVORCE | 97 | 75 | 58 | 80 | 83 | 68 | * | 101 | 121 | 107 | 88 | 75 | 60 |
| MENTAL HEALTH | 0 | 0 | 0 | 2 | 1 | 1 | * | 0 | 0 | 0 | 2 | 1 | 1 |
| SUB TOTAL | 722 | 525 | 485 | 435 | 416 | 406 | * | 831 | 743 | 606 | 499 | 413 | 428 |
| JUVENILE | 57 | 71 | 55 | 35 | 13 | 13 | * | 50 | 61 | 68 | 20 | 26 | 13 |
| CRIMINAL A,B,C | 35 | 43 | 22 | 19 | 30 | 31 | * | 30 | 35 | 25 | 23 | 25 | 22 |
| CRIMINAL D,E | 601 | 572 | 471 | 637 | 775 | 738 | * | 593 | 585 | 593 | 616 | 834 | 820 |
| TRAFFIC CRIMINAL | 606 | 690 | 338 | 435 | 325 | 345 | * | 580 | 683 | 427 | 410 | 318 | 305 |
| SUB TOTAL | 1,299 | 1,376 | 886 | 1,126 | 1,143 | 1,127 | * | 1,253 | 1,364 | 1,113 | 1,069 | 1,203 | 1,160 |
| CIVIL VIOLATIONS/ TRAFFIC INFRACTIONS | 1,124 | 964 | 637 | 863 | 806 | 941 | * | 1,228 | 1,007 | 875 | 784 | 906 | 1,009 |
| TOTAL | 3,145 | 2,865 | 2,008 | 2,424 | 2,365 | 2,474 | * | 3,312 | 3,114 | 2,594 | 2,352 | 2,522 | 2,597 |

- Footnotes appear on page 165 of this report

DISTRICT COURT WAIVERS

TABLE DC-6

| | 1980 | 1981 | 1982 | 1983 | 1984 | 1985 |
|------------------------------|--------|--------|-----------|------------|------------|--------|
| DISTRICT 1: CARIBOU | 933 | 867 | 1,037 | 770 | 659 | 656 |
| FORT KENT | 381 | 652 | 490 | 598 | 486 | 653 |
| MADAWASKA | 340 | 293 | 302 | 227 (g) | 235 | 414 |
| VAN BUREN | 131 | 207 | 128 | 58 (g) | 51 | 116 |
| SUB TOTAL | 1,785 | 2,019 | 1,957 | 1,653 | 1,431 | 1,839 |
| DISTRICT 2: HOULTON | 1,883 | 2,274 | 1,866 (c) | 1,689 | 1,200 | 1,321 |
| PRESQUE ISLE | 1,313 | 1,185 | 1,200 | 1,197 | 1,231 | 1,055 |
| SUB TOTAL | 3,196 | 3,459 | 3,066 | 2,886 | 2,431 | 2,376 |
| DISTRICT 3: BANGOR | 2,939 | 3,230 | 4,255 | 3,704 | 4,717 | 6,693 |
| NEWPORT | 1,505 | 1,198 | 1,238 | 873 | 1,350 | 1,409 |
| SUB TOTAL | 4,444 | 4,428 | 5,493 | 4,577 | 6,067 | 8,102 |
| DISTRICT 4: CALAIS | 753 | 633 | 674 | 1,002 | 863 | 897 |
| MACHIAS | 652 | 423 | 975 | 1,052 | 735 | 629 |
| SUB TOTAL | 1,405 | 1,056 | 1,649 | 2,054 | 1,598 | 1,526 |
| DISTRICT 5: BAR HARBOR | 343 | 374 | 406 | 345 | 346 | 625 |
| BELFAST | 1,388 | 1,523 | 1,613 | 1,218 | 914 | 1,289 |
| ELLSWORTH | 1,357 | 2,082 | 3,257 | 2,735 | 2,364 | 2,117 |
| SUB TOTAL | 3,088 | 3,979 | 5,276 | 4,298 | 3,624 | 4,031 |
| DISTRICT 6: BATH | 2,105 | 2,403 | 1,970 | 2,920 | 1,917 | 1,818 |
| BRUNSWICK | 4,538 | 3,741 | 4,245 | 3,783 | 3,586 | 3,052 |
| ROCKLAND | 1,309 | 1,500 | 1,522 | 1,089 | 1,419 | 1,557 |
| WISCASSET | 1,599 | 1,572 | 1,363 | 1,390 | 1,162 | 1,234 |
| SUB TOTAL | 9,551 | 9,216 | 9,100 | 9,182 | 8,084 | 7,661 |
| DISTRICT 7: AUGUSTA | 6,904 | 6,081 | 5,405 | 2,429 (g) | 2,922 (h) | 8,027 |
| WATERVILLE | 1,404 | 518 | 1,860 | 2,205 | 2,642 | 4,451 |
| SUB TOTAL | 8,308 | 6,599 | 7,265 | 4,634 | 5,564 | 12,478 |
| DISTRICT 8: LEWISTON | 5,200 | 4,758 | 4,939 | 5,373 | 6,043 | 8,171 |
| SUB TOTAL | 5,200 | 4,758 | 4,939 | 5,373 | 6,043 | 8,171 |
| DISTRICT 9: BRIDGTON | 1,395 | 987 | 1,223 | 1,401 | 1,332 | 872 |
| PORTLAND | 16,333 | 18,375 | 19,237 | 7,021 (g) | 16,977 | 20,174 |
| SUB TOTAL | 17,728 | 19,362 | 20,460 | 8,422 | 18,309 | 21,046 |
| DISTRICT 10: BIDDEFORD | 6,786 | 6,795 | 5,813 | 6,003 (g) | 6,569 | 8,663 |
| KITTERY | 4,858 | 4,004 | 3,930 | 5,422 | 6,326 | 7,699 |
| SPRINGVALE | 2,709 | 2,421 | 2,302 | 2,641 | 2,560 | 2,725 |
| SUB TOTAL | 14,353 | 13,220 | 12,045 | 14,066 | 15,455 | 19,087 |
| DISTRICT 11: LIVERMORE FALLS | 492 | 381 | 544 | 500 | 552 | 606 |
| RUMFORD | 696 | 779 | 989 | 936 | 751 | 781 |
| SOUTH PARIS | 543 | 488 | 422 | 455 | 494 | 452 |
| SUB TOTAL | 1,731 | 1,648 | 1,955 | 1,891 | 1,797 | 1,839 |
| DISTRICT 12: FARMINGTON | 1,116 | 1,802 | 1,730 | 1,696 | 1,770 | 1,572 |
| SKOWHEGAN | 2,749 | 2,971 | 3,014 | 3,037 | 2,856 | 3,120 |
| SUB TOTAL | 3,865 | 4,773 | 4,744 | 4,733 | 4,626 | 4,692 |
| DISTRICT 13: DOVER-FOXCROFT | 522 | 415 | 898 | 1,057 | 1,088 | 1,264 |
| LINCOLN | 1,510 | 1,577 | 1,721 | 1,779 | 2,044 | 1,997 |
| MILLINOCKET | 925 | 711 | 544 | 930 (g) | 1,074 | 1,187 |
| SUB TOTAL | 2,957 | 2,703 | 3,163 | 3,766 | 4,206 | 4,448 |
| STATE TOTAL | 77,611 | 77,220 | 81,112 | 67,535 (g) | 79,235 (h) | 97,296 |

Footnotes appear on page 165 of this report

DISTRICT COURT
ELECTRONIC RECORDING*
NUMBER OF TRANSCRIPTIONS
IN 1985

ORDERS FOR TRANSCRIPTS

| | |
|-----------------------|------------|
| APPEAL-SUPERIOR COURT | 201 |
| APPEAL-LAW COURT | 17 |
| BOUND-OVER | 26 |
| REFERENCE | 148 |
| TOTAL | 392 |

CATEGORY OF TRANSCRIPT**CIVIL**

| | |
|---|------------|
| CIVIL | 39 |
| CIVIL MOTION | 12 |
| CUSTODY-DEPARTMENT OF HUMAN SERVICES | 45 |
| MENTAL HEALTH | 4 |
| DIVORCE | 26 |
| DIVORCE MOTION | 26 |
| SMALL CLAIM | 9 |
| MONEY JUDGMENT | 2 |
| SUB TOTAL | 163 |

| | |
|--------------------|----|
| TRAFFIC INFRACTION | 15 |
| CIVIL VIOLATION | 9 |

CRIMINAL**

| | |
|------------------|------------|
| CRIMINAL A-B-C | 34 |
| CRIMINAL D-E | 159 |
| JUVENILE A-B-C | 12 |
| JUVENILE D-E | 7 |
| SUB TOTAL | 212 |

| | |
|--------------|------------|
| TOTAL | 399 |
|--------------|------------|

- * - Includes transcripts for 33 District Court locations as well as Augusta Mental Health Institute, Bangor Mental Health Institute and Pineland Center.
 - Due to instances in which two docket numbers were combined for hearing, the total Orders for Transcripts is less than the total under Category of Transcript.

**Of the 212 criminal transcripts, 17 were for motions to suppress, 7 were for sentencing, 25 were for arraignments and 4 were for bail.

DISTRICT COURT ELECTRONIC RECORDINGRECORDING TIME BY COURT LOCATION
1985

| | # OF TAPES USED IN 1985 ----- | TOTAL HOURS OF ACTUAL RECORDING ----- |
|---------------------------------|-------------------------------------|---|
| AUGUSTA | 228 | 684 |
| BANGOR | 267 | 801 |
| BAR HARBOR | 28 | 84 |
| BATH | 89 | 267 |
| BELFAST | 77 | 231 |
| BIDDEFORD | 113 | 339 |
| BRIDGTON | 26 | 78 |
| BRUNSWICK | 80 | 240 |
| CALAIS | 44 | 132 |
| CARIBOU | 48 | 144 |
| DOVER-FOXCROFT | 73 | 219 |
| ELLSWORTH | 101 | 303 |
| FARMINGTON | 105 | 315 |
| FORT KENT | 17 | 51 |
| HOULTON | 40 | 120 |
| KITTERY | 76 | 228 |
| LEWISTON | 301 | 903 |
| LINCOLN | 30 | 90 |
| LIVERMORE FALLS | 17 | 51 |
| MACHIAS | 35 | 105 |
| MADAWASKA | 19 | 57 |
| HILLINOCKET | 42 | 126 |
| NEWPORT | 39 | 117 |
| PORTLAND | 417 | 1,251 |
| PRESQUE ISLE | 47 | 141 |
| ROCKLAND | 99 | 297 |
| RUMFORD | 40 | 120 |
| SKOWHEGAN | 188 | 564 |
| SOUTH PARIS | 33 | 99 |
| SPRINGVALE | 70 | 210 |
| VAN BUREN | 3 | 9 |
| WATERVILLE | 123 | 369 |
| WISCASSET | 120 | 360 |
| AUGUSTA MENTAL HEALTH INSTITUTE | 21 | 63 |
| BANGOR MENTAL HEALTH INSTITUTE | 100 | 300 |
| PINELAND CENTER | 26 | 78 |
| | | |
| STATE TOTAL | 3,182 | 9,546 |

DISTRICT COURT
FOOTNOTES

- (a) In Van Buren District Court, estimates were provided for 1980-1981 filings and 1980-1982 dispositions
- (b) Family abuse filings and dispositions were counted as "civil" cases during 1981
- (c) In Houlton District Court, estimates have been provided for 1982 traffic criminal and criminal D-E dispositions, and all waivers
- (d) In Belfast District Court, estimates have been provided for 1982 criminal A-B-C and criminal D-E filings
- (e) In Portland District Court, the criminal A-B-C dispositions for 1982 included 345 cases which remained pending because they were not dismissed by the District Attorney when they resulted in indictments in the Superior Court
- (f) In Bridgton District Court during 1982, some cases were erroneously recorded as "criminal D-E" cases when they should have been "traffic criminal" cases
- (g) Waivers data were incomplete during 1983 as follows:
 - Madawaska: No waivers reported in October
 - Van Buren: No waivers reported from May thru December
 - Augusta: No waivers reported from March thru July
 - Portland: No waivers reported from March thru October
 - Biddeford: No waivers reported in June and August
 - Millinocket: No waivers reported in March
- (h) Waivers data were incomplete during 1984 as follows:
 - Augusta: No waivers reported in July, August, September and December

DISTRICT COURT
CASE TYPE DEFINITIONS

CIVIL: Includes all civil cases not separated out below, including forcible entry and detainer, neglect of children, and reciprocal cases. Does not include civil violations which were formally considered criminal cases.

FAMILY ABUSE: Includes protection from abuse cases under Title 19.

MONEY JUDGMENTS: Includes disclosure cases, but does not include small claims disclosures.

SMALL CLAIMS: Includes small claims cases.

DIVORCE: Includes all divorce cases, annulments, and judicial separations, but does not include reciprocals.

MENTAL HEALTH: Includes all mental health cases.

JUVENILE: Includes all offenses committed by juveniles.

CRIMINAL A, B, C: Includes all crimes classified as murder, A, B, or C. (Such offenses committed by juveniles are included in the "juvenile" category).

CRIMINAL D, E: Includes all Title 17A crimes classified as D or E, plus all other non-traffic criminal offenses such as Fish and Game, and Marine Resources. Does not include Title 29 violations. Does not include civil drug violations. (Such offenses committed by juveniles are included in the "juvenile" category).

TRAFFIC CRIMINAL: Includes all Title 28 and 29 Class D or E non-infraction traffic offenses such as Criminal OUI, Driving After Suspension, and Reckless Driving. Also includes PUC cases. (Such offenses committed by juveniles are included in the "juvenile" category).

CIVIL VIOLATIONS AND TRAFFIC INFRACTIONS: Includes all traffic infractions, Civil OUI cases, and those civil violations which have received a criminal docket number and which are punishable by fine, such as municipal ordinances, possession of a usable amount of marijuana, possession or transportation of liquor by minors, and dogs running at large. (Such offenses committed by juveniles are included in the "juvenile" category).

APPENDIX IV

ADMINISTRATIVE COURT

CASELOAD STATISTICS

1985

Administrative Court

Judges

Hon. Edward W. Rogers, Administrative Court Judge

Hon. Dana A. Cleaves, Associate Administrative Court Judge

Clerk

Diane Nadeau

ADMINISTRATIVE COURT CASELOAD STATISTICS

During 1985, Administrative Court judges devoted considerable time to the hearing of cases for both the Superior Court and the District Court. As displayed on Table AC-1, a total of 206 hearings were held for the District Court, resulting in 138 case dispositions, while the Superior Court utilized Administrative Court judges for the hearing of 222 cases, resulting in 176 case dispositions. Table AC-2 portrays filings and dispositions during the past five years, indicating a 34% drop in total filings since last year.

DISTRICT COURT CASES
HEARD BY ADMINISTRATIVE COURT JUDGES

TABLE AC-1

| | 1983 | | 1984 | | 1985 | |
|------------------------------|------------------|-------------------|------------------|-------------------|------------------|-------------------|
| | HEARINGS HELD | CASES DISPOSED | HEARINGS HELD | CASES DISPOSED | HEARINGS HELD | CASES DISPOSED |
| DIVORCE | 231 | 149 | 99 | 124 | 142 | 99 |
| CIVIL | 172 | 90 | 70 | 43 | 61 | 36 |
| SMALL CLAIMS | 268 | 268 | 137 | 113 | 1 | 1 |
| DISCLOSURES | 110 | 110 | 36 | 36 | - | - |
| FORCEABLE ENTRY AND DETAINER | 14 | 14 | 2 | 2 | - | - |
| FAMILY ABUSE | 2 | 2 | - | - | 2 | 2 |
| PROTECTIVE CUSTODY | 96 | 96 | 1 | 1 | - | - |
| CRIMINAL ARRAIGNMENTS | 10 | 10 | - | - | - | - |
| TOTAL | 903 | 739 | 345 | 319 | 206 | 138 |

SUPERIOR COURT CASES
HEARD BY ADMINISTRATIVE COURT JUDGES

| | 1984 | | 1985 | |
|-----------------------|------------------|-------------------|------------------|-------------------|
| | HEARINGS HELD | CASES DISPOSED | HEARINGS HELD | CASES DISPOSED |
| DIVORCE | 221 | 145 | 196 | 155 |
| CIVIL | 39 | 30 | 26 | 21 |
| PROTECTION FROM ABUSE | 1 | 1 | - | - |
| TOTAL | 261 | 176 | 222 | 176 |

ADMINISTRATIVE COURT CASELOAD STATISTICS

TABLE AC-2

| | FILINGS | | | | | | DISPOSITIONS | | | | | |
|--|---------|------|------|------|------|------|--------------|------|------|------|------|------|
| | 1980 | 1981 | 1982 | 1983 | 1984 | 1985 | 1980 | 1981 | 1982 | 1983 | 1984 | 1985 |
| APPEAL FROM DECISION OF BUREAU OF ALCOHOLIC BEVERAGES | 2 | - | - | 1 | - | 1 | 2 | - | - | - | - | 1 |
| APPEAL FROM DECISION OF DEPT. OF TRANSPORTATION | - | - | 1 | - | - | - | - | - | - | 1 | - | - |
| APPEAL FROM DECISION OF LIQUOR COMMISSION | - | - | 1 | - | 1 | - | - | - | 1 | - | - | 1 |
| BOARD OF ACCOUNTANCY | - | 1 | - | - | - | - | - | 1 | - | - | - | - |
| BOARD OF CHIROPRACTIC EXAMINERS | - | - | - | - | 1 | - | - | - | - | - | - | - |
| BOARD OF DENTAL EXAMINERS | 2 | 1 | - | 1 | - | - | 1 | - | 1 | 2 | - | - |
| BOARD OF EXAMINERS OF PSYCHOLOGISTS | - | - | 1 | - | - | - | - | - | - | - | - | - |
| BOARD OF LICENSURE OF MEDICAL CARE FACILITIES OTHER THAN HOSPITALS | 1 | - | - | - | - | - | - | - | - | - | - | - |
| BOARD OF REGISTRATION IN MEDICINE | - | - | - | 1 | 2 | - | - | - | - | 1 | 1 | 1 |
| BOARD OF TRUSTEES OF THE MAINE CRIMINAL JUSTICE ACADEMY | - | - | - | 1 | - | - | - | - | - | 1 | - | - |
| BUREAU OF CONSUMER CREDIT PROTECTION | - | - | - | - | 1 | - | - | - | - | - | 1 | - |
| BUREAU OF LIQUOR ENFORCEMENT | 293 | 285 | 255 | 318 | 395 | 273 | 235 | 282 | 283 | 290 | 403 | 279 |
| BUREAU OF MAINE STATE POLICE | 11 | 2 | 4 | - | - | - | 12 | 3 | 3 | - | - | - |
| CITIZEN COMPLAINT AGAINST A NOTARY PUBLIC | - | - | - | 1 | - | - | - | - | - | 1 | - | - |
| DEPT. OF ENVIRONMENTAL PROTECTION | 1 | - | - | - | - | - | - | 1 | - | - | - | - |
| DEPARTMENT OF HUMAN SERVICES | 5 | 8 | 7 | 1 | 4 | 2 | 3 | 2 | 6 | 4 | 3 | 3 |
| DEPT. OF AGRIC., FOOD & RURAL RESOURCES | - | - | - | - | 1 | - | - | - | - | - | - | - |
| DEPT. OF INLAND FISHERIES AND WILDLIFE | - | - | - | 3 | - | - | - | 1 | - | 1 | - | - |
| DEPARTMENT OF MARINE RESOURCES | - | - | 6 | - | - | - | - | - | 5 | 1 | - | - |
| DEPT. OF MENTAL HEALTH AND RETARDATION | - | - | 1 | - | - | - | - | - | - | 1 | - | - |
| ELECTRICIANS EXAMINING BOARD | - | - | - | - | 1 | - | - | - | - | - | 1 | - |
| HARNESS RACING COMMISSION | 15 | 13 | 8 | 17 | 12 | - | 5 | 7 | 8 | 13 | 11 | 2 |
| OIL AND SOLID FUEL LICENSING BOARD | - | - | - | - | 1 | - | - | - | - | - | - | 1 |
| REAL ESTATE COMMISSION | - | - | 1 | 1 | 1 | 1 | - | - | - | 1 | 1 | 1 |
| STATE BOARD OF NURSING | - | 1 | - | 2 | 1 | - | - | 1 | - | 1 | 2 | - |
| SUPERINTENDENT OF INSURANCE | - | - | - | 2 | 1 | 1 | - | - | - | 2 | 1 | 1 |
| TOTAL | 330 | 311 | 285 | 349 | 422 | 278 | 258 | 298 | 307 | 320 | 424 | 290 |

APPENDIX V

COURT MEDIATION SERVICE

CASELOAD STATISTICS

COURT MEDIATION SERVICE CASELOAD STATISTICS

The Court Mediation Service provides an alternative method of dispute resolution in domestic relations, small claims and other types of cases in the District and Superior Courts of the State of Maine. From 1977 to July 1984, participation in mediation was voluntary in all cases, but in July 1984, new legislation was enacted requiring mediation of all contested divorce cases in which minor children are involved, thereby drastically increasing the number of domestic case mediations.

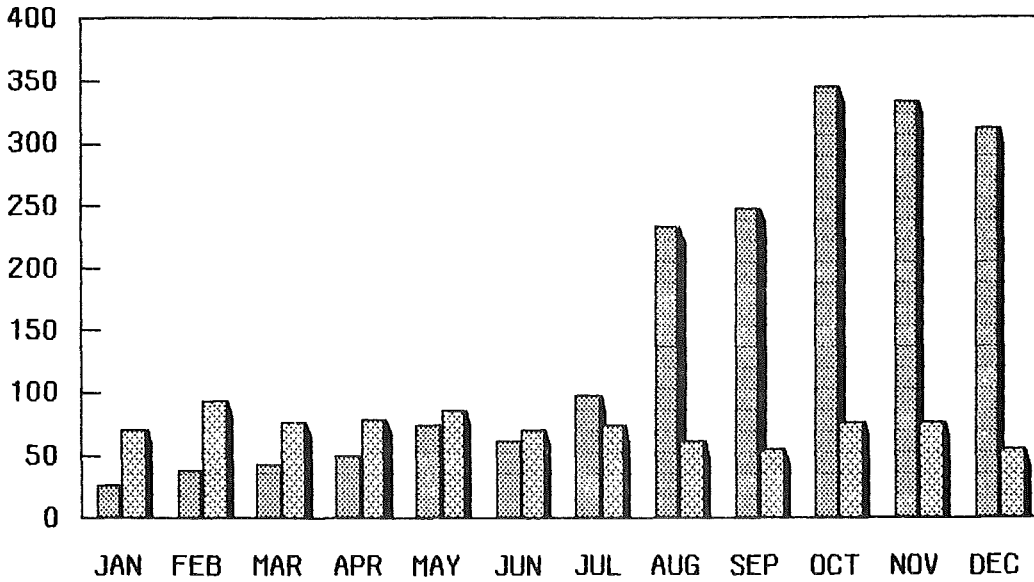
Graphs CM-1A and CM-1B display the number of mediations held monthly in 1984 and 1985, indicating that in 1985, there were an average of 368 domestic mediations per month. Graph CM-2 compares the total number of cases in District and Superior Court for 1983, 1984, and 1985. Domestic case mediations drastically increased by 431% from 1983 to 1984, and again by 138% from 1984 to 1985. Table CM-3 details the number of mediations held in each District Court location and the type of disposition for each case, while Table CM-4 provides identical information for the Superior Court.

TOTAL NUMBER OF MEDIATIONS BY MONTH

1984

GRAPH CM-1A

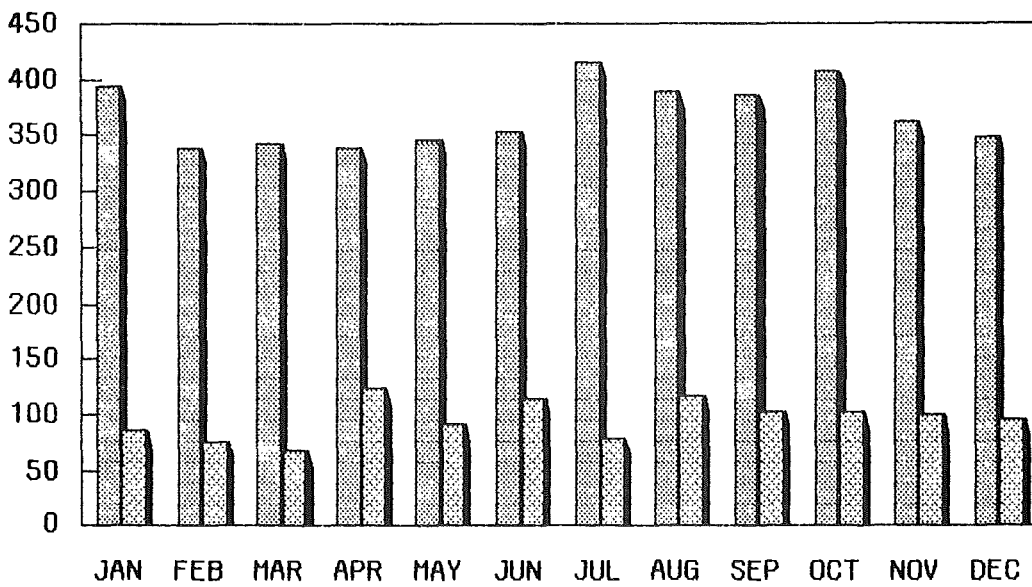
NUMBER OF MEDIATIONS



1985

GRAPH CM-1B

NUMBER OF MEDIATIONS



DOMESTIC

NON-DOMESTIC

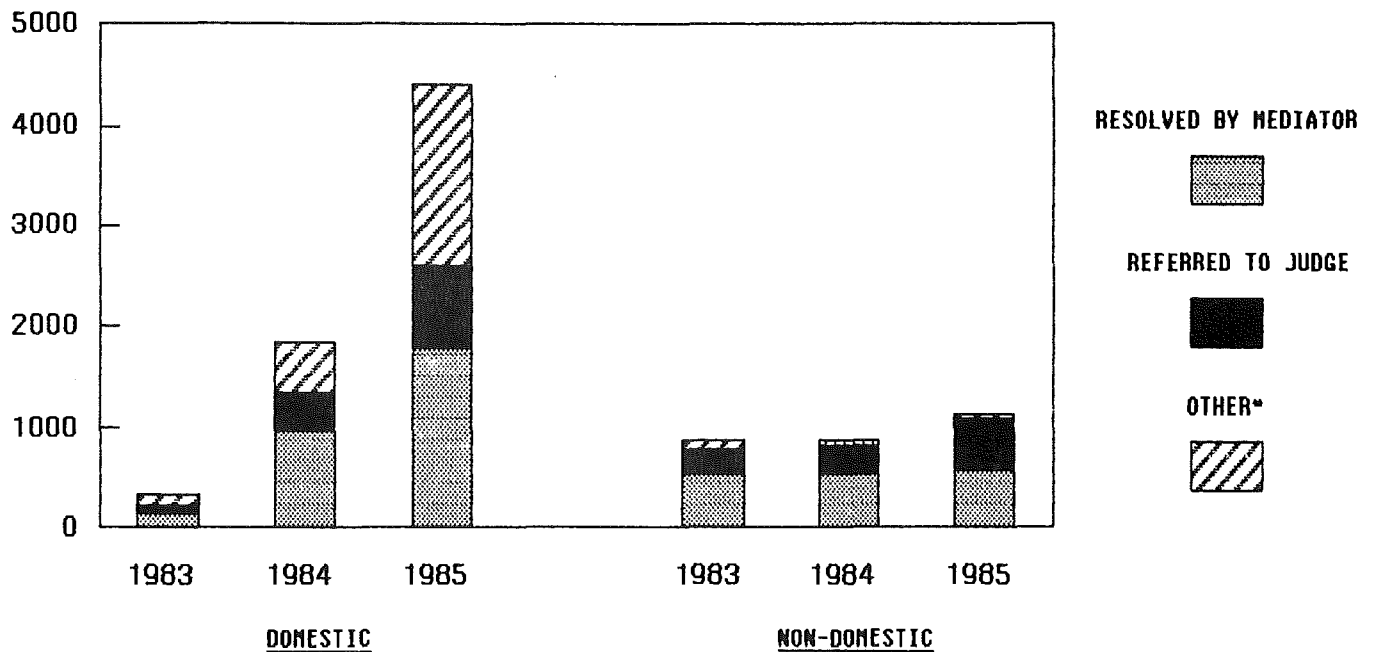


**TOTAL NUMBER OF MEDIATIONS
IN DISTRICT AND SUPERIOR COURT
1983 - 1985**

| CALENDAR YEAR | RESOLVED BY MEDIATOR | | REFERRED TO JUDGE | | OTHER* | | TOTAL | | GRAND TOTAL |
|---------------|----------------------|----------|-------------------|----------|----------|----------|----------|----------|-------------|
| | Domestic | Non-Dom. | Domestic | Non-Dom. | Domestic | Non-Dom. | Domestic | Non-Dom. | |
| 1983 | 173 | 535 | 53 | 256 | 124 | 89 | 350 | 880 | 1,230 |
| 1984 | 950 | 535 | 402 | 274 | 507 | 76 | 1,859 | 885 | 2,744 |
| 1985 | 1806 | 585 | 802 | 487 | 1811 | 84 | 4,419 | 1156 | 5,575 |

**TOTAL NUMBER OF MEDIATIONS
1983 - 1985**

NUMBER OF MEDIATIONS



* - Includes the categories "Continued", "Other", and "Not Held" in 1985.

- The decrease in the percentage of resolved mediations in 1985 compared to previous years is a result of a refinement made to the mediators' reporting forms.

COURT MEDIATION SERVICE
1985 DISTRICT COURT MEDIATIONS
BY COURT LOCATION

| DISTRICT COURT LOCATION | RESOLVED BY MEDIATOR | | REFERRED TO JUDGE | | CONTINUED | | OTHER | | NOT HELD* | | TOTAL | | GRAND TOTAL |
|----------------------------|----------------------------|-------|-------------------------|-------|-----------|-------|-------|-------|--------------|-------|----------|--------------|----------------|
| | DOM. | N/D | DOM. | N/D | DOM. | N/D | DOM. | N/D | DOM. | N/D | DOMESTIC | NON-DOMESTIC | |
| | ===== | ===== | ===== | ===== | ===== | ===== | ===== | ===== | ===== | ===== | ===== | ===== | |
| - AUGUSTA | 126 | 36 | 47 | 24 | 41 | 6 | 71 | 2 | 11 | 0 | 296 | 68 | 364 |
| - BANGOR | 120 | 40 | 64 | 28 | 71 | 0 | 49 | 1 | 16 | 0 | 320 | 69 | 389 |
| - BAR HARBOR | 12 | 1 | 8 | 6 | 9 | 1 | 8 | 0 | 2 | 0 | 39 | 8 | 47 |
| - BATH | 52 | 11 | 20 | 7 | 32 | 2 | 25 | 0 | 2 | 0 | 131 | 20 | 151 |
| - BELFAST | 30 | 6 | 25 | 3 | 11 | 0 | 12 | 2 | 1 | 2 | 79 | 13 | 92 |
| - BIDDEFORD | 140 | 58 | 63 | 65 | 104 | 4 | 59 | 1 | 11 | 0 | 377 | 128 | 505 |
| - BRIDGTON | 17 | 19 | 15 | 7 | 4 | 0 | 16 | 1 | 1 | 0 | 53 | 27 | 80 |
| - BRUNSWICK | 72 | 14 | 15 | 3 | 18 | 0 | 15 | 1 | 4 | 0 | 124 | 18 | 142 |
| - CALAIS | 5 | 0 | 2 | 0 | 1 | 0 | 3 | 0 | 1 | 0 | 12 | 0 | 12 |
| - CARIBOU | 16 | 0 | 4 | 0 | 14 | 0 | 10 | 0 | 3 | 0 | 47 | 0 | 47 |
| - DOVER-FOXCROFT | 24 | 6 | 23 | 13 | 3 | 0 | 14 | 0 | 1 | 0 | 65 | 19 | 84 |
| - ELLSWORTH | 47 | 9 | 38 | 21 | 15 | 2 | 26 | 1 | 5 | 0 | 131 | 33 | 164 |
| - FARMINGTON | 35 | 24 | 11 | 17 | 10 | 3 | 15 | 0 | 0 | 0 | 71 | 44 | 115 |
| - FORT KENT | 0 | 0 | 0 | 0 | 0 | 0 | 0 | 0 | 0 | 0 | 0 | 0 | 0 |
| - HOULTON | 29 | 0 | 24 | 0 | 15 | 0 | 15 | 0 | 0 | 0 | 83 | 0 | 83 |
| - KITTERY | 29 | 18 | 14 | 11 | 18 | 0 | 23 | 0 | 0 | 0 | 84 | 29 | 113 |
| - LEWISTON | 114 | 76 | 55 | 30 | 53 | 8 | 51 | 0 | 7 | 0 | 280 | 114 | 394 |
| - LINCOLN | 39 | 7 | 9 | 1 | 10 | 0 | 5 | 2 | 1 | 0 | 64 | 10 | 74 |
| - LIVERMORE FALLS | 12 | 1 | 5 | 0 | 2 | 0 | 2 | 0 | 4 | 0 | 25 | 1 | 26 |
| - MACHIAS | 21 | 3 | 8 | 10 | 5 | 0 | 10 | 0 | 3 | 0 | 47 | 13 | 60 |
| - MADAWASKA | 10 | 0 | 4 | 0 | 7 | 0 | 9 | 0 | 2 | 0 | 32 | 0 | 32 |
| - MILLINOCKET | 27 | 10 | 15 | 10 | 3 | 0 | 9 | 0 | 2 | 0 | 56 | 20 | 76 |
| - NEWPORT | 17 | 4 | 12 | 2 | 15 | 0 | 11 | 0 | 3 | 0 | 58 | 6 | 64 |
| - PORTLAND | 302 | 120 | 69 | 133 | 140 | 19 | 132 | 4 | 13 | 0 | 656 | 276 | 932 |
| - PRESQUE ISLE | 21 | 0 | 16 | 0 | 11 | 0 | 15 | 0 | 2 | 0 | 65 | 0 | 65 |
| - ROCKLAND | 109 | 31 | 15 | 19 | 31 | 6 | 34 | 2 | 4 | 0 | 193 | 58 | 251 |
| - RUMFORD | 12 | 0 | 12 | 0 | 6 | 0 | 3 | 0 | 1 | 0 | 34 | 0 | 34 |
| - SKOWHEGAN | 67 | 26 | 17 | 13 | 30 | 6 | 38 | 0 | 0 | 0 | 152 | 45 | 197 |
| - SOUTH PARIS | 19 | 0 | 18 | 0 | 9 | 0 | 12 | 0 | 1 | 0 | 59 | 0 | 59 |
| - SPRINGVALE | 68 | 30 | 40 | 18 | 20 | 2 | 19 | 2 | 1 | 0 | 148 | 52 | 200 |
| - VAN BUREN | 0 | 0 | 0 | 0 | 0 | 0 | 0 | 0 | 0 | 0 | 0 | 0 | 0 |
| - WATERVILLE | 80 | 19 | 24 | 24 | 36 | 0 | 31 | 2 | 2 | 2 | 173 | 47 | 220 |
| - WISCASSET | 42 | 15 | 25 | 20 | 14 | 0 | 17 | 0 | 0 | 0 | 98 | 35 | 133 |
| STATE TOTAL | 1714 | 584 | 717 | 485 | 758 | 59 | 759 | 21 | 104 | 4 | 4052 | 1153 | 5205 |
| 1983 TOTAL | 143 | 534 | 43 | 256 | -- | -- | 95 | 89 | -- | -- | 281 | 879 | 1160 |
| 1984 TOTAL | 897 | 535 | 353 | 274 | -- | -- | 443 | 76 | -- | -- | 1693 | 885 | 2578 |

*Includes mediations for which one of the parties or the attorneys did not appear and failed to inform the mediator. As a result, the mediator is paid and the case is either rescheduled or cancelled if a settlement has been reached.

COURT MEDIATION SERVICE
1985 SUPERIOR COURT MEDIATIONS
BY COURT LOCATION

| SUPERIOR COURT LOCATION | RESOLVED BY MEDIATOR | | REFERRED TO JUDGE | | CONTINUED | | OTHER | | NOT HELD* | | TOTAL | | GRAND TOTAL |
|----------------------------|----------------------------|-------|-------------------------|-------|-----------|-------|-------|-------|--------------|-------|----------|--------------|----------------|
| | DOM. | N/D | DOM. | N/D | DOM. | N/D | DOM. | N/D | DOM. | N/D | DOMESTIC | NON-DOMESTIC | |
| | ----- | ----- | ----- | ----- | ----- | ----- | ----- | ----- | ----- | ----- | ----- | ----- | |
| - ANDROSCOGGIN | 4 | 0 | 5 | 0 | 3 | 0 | 4 | 0 | 1 | 0 | 17 | 0 | 17 |
| - AROOSTOOK | 0 | 0 | 2 | 0 | 4 | 0 | 2 | 0 | 0 | 0 | 8 | 0 | 8 |
| - CUMBERLAND | 40 | 1 | 21 | 0 | 56 | 0 | 20 | 0 | 4 | 0 | 141 | 1 | 142 |
| - FRANKLIN | 3 | 0 | 3 | 0 | 1 | 0 | 4 | 0 | 0 | 0 | 11 | 0 | 11 |
| - HANCOCK | 3 | 0 | 3 | 0 | 5 | 0 | 3 | 0 | 0 | 0 | 14 | 0 | 14 |
| - KENNEBEC | 4 | 0 | 4 | 0 | 0 | 0 | 3 | 0 | 0 | 0 | 11 | 0 | 11 |
| - KNOX | 0 | 0 | 3 | 0 | 2 | 0 | 0 | 0 | 0 | 0 | 5 | 0 | 5 |
| - LINCOLN | 5 | 0 | 3 | 0 | 1 | 0 | 4 | 0 | 0 | 0 | 13 | 0 | 13 |
| - OXFORD | 3 | 0 | 9 | 0 | 3 | 0 | 4 | 0 | 0 | 0 | 19 | 0 | 19 |
| - PENOBSCOT | 6 | 0 | 8 | 0 | 11 | 0 | 6 | 0 | 0 | 0 | 31 | 0 | 31 |
| - PISCATAQUIS | 1 | 0 | 0 | 0 | 0 | 0 | 0 | 0 | 0 | 0 | 1 | 0 | 1 |
| - SAGADAHOE | 1 | 0 | 4 | 0 | 0 | 0 | 2 | 0 | 0 | 0 | 7 | 0 | 7 |
| - SOMERSET | 12 | 0 | 12 | 0 | 16 | 0 | 16 | 0 | 0 | 0 | 56 | 0 | 56 |
| - WALDO | 1 | 0 | 1 | 0 | 0 | 0 | 0 | 0 | 0 | 0 | 2 | 0 | 2 |
| - WASHINGTON | 1 | 0 | 0 | 0 | 0 | 0 | 1 | 0 | 0 | 0 | 2 | 0 | 2 |
| - YORK | 8 | 0 | 7 | 2 | 9 | 0 | 4 | 0 | 1 | 0 | 29 | 2 | 31 |
| STATE TOTAL | 92 | 1 | 85 | 2 | 111 | 0 | 73 | 0 | 6 | 0 | 367 | 3 | 370 |
| 1983 TOTAL | 30 | 1 | 10 | 0 | -- | -- | 29 | 0 | -- | -- | 69 | 1 | 70 |
| 1984 TOTAL | 53 | 0 | 49 | 0 | -- | -- | 64 | 0 | -- | -- | 166 | 0 | 166 |

*Includes mediations for which one of the parties or the attorneys did not appear and failed to inform the mediator. As a result, the mediator is paid and the case is either rescheduled or cancelled if a settlement has been reached.