


MAINE STATE LEGISLATURE

The following document is provided by the
LAW AND LEGISLATIVE DIGITAL LIBRARY
at the Maine State Law and Legislative Reference Library
<http://legislature.maine.gov/lawlib>



Reproduced from scanned originals with text recognition applied
(searchable text may contain some errors and/or omissions)

State of Maine Judicial Department



**1982
Annual Report**



STATE OF MAINE
JUDICIAL DEPARTMENT

1982
ANNUAL REPORT

Published by:

Administrative Office of the Courts
66 Pearl Street
P.O. Box 4820, D.T.S.
Portland, Maine 04112

Cover illustration of
Maine Supreme Judicial Court,
Cumberland County Courthouse
by:
Deborah A. Bray



State of Maine
ADMINISTRATIVE OFFICE OF THE COURTS
P.O. Box 4820 Downtown Station
Portland, Maine 04112
207-775-1500

Dana R. Baggett
State Court Administrator

March 31, 1983

The Honorable Vincent L. McKusick
Chief Justice

The Honorable Joseph E. Brennan
Governor

Ladies and Gentlemen of the
111th Legislature


It is my privilege and pleasure to transmit the Seventh Annual Report of the Judicial Department.

This report documents the work of your Maine State court system during 1982. Overall, the courts are barely holding their own, as new case filings continue to exceed the capacity of the courts to dispose of them in a timely manner. Our facilities are cramped and overcrowded in many locations. Some courts simply lack sufficient courtrooms and personnel to meet the demands placed on them. We lack the computers that would make clerical tasks easier and people more productive.

Nonetheless, there is a bright side. We have highly qualified judges and other hard-working, dedicated employees who are the real assets of our judicial system. They make our court system work in spite of its physical limitations. The pages that follow detail the results of their labors in the past year.

This report is itself the collaborative efforts of many people. The data are recorded and reported by clerks of court and their assistants across the state. They are compiled and edited in the Administrative Office of the Courts by Debra Olken, Research and Planning Director, who has worked tirelessly on this report for many weeks. Fran Norton typed the report and endured through several drafts. Many others helped. To all of them, my thanks.

Sincerely,



Dana R. Baggett
State Court Administrator

TABLE OF CONTENTS

<u>Subject</u>	<u>Page</u>
"THE STATE OF THE JUDICIARY" by Chief Justice Vincent L. McKusick	1
ORGANIZATION OF THE JUDICIAL DEPARTMENT	
History	9
Supreme Judicial Court and Law Court	9
Superior Court	10
District Court	10
Administrative Court	10
Administrative Office of the Courts	11
ADMINISTRATION OF THE JUDICIAL DEPARTMENT	
Fiscal	13
Facilities	19
Personnel	20
Judicial Resources	20
Judicial Education	21
Non-Judicial Education	21
Technology Task Force	22
Statistical Reporting Systems	22
Records Storage	22
Superior Court Clerks' Manual	22
Telephone Answering Equipment	22
Legislative Updates	22
COMMITTEES OF THE JUDICIAL DEPARTMENT	
List of Committees	23
Board of Overseers of the Bar	24
Committee on Judicial Responsibility and Disability	24
State Court Library Committee	24
Court Forms Committees	24
MAINE JUDICIAL COUNCIL	25
COURT MEDIATION SERVICE	25
1982 LEGISLATIVE AND RULE HIGHLIGHTS	
Media in the Courts	26
Single Trial Law	26
OUI Law	26
Change of Venue Law	27
Juror Selection and Service	27
Small Claims	27
COURT CASELOAD OVERVIEW	27
APPENDICES	
I. Law Court Caseload Statistics	29
II. Superior Court Caseload Statistics	37
III. District Court Caseload Statistics	125
IV. Administrative Court Caseload Statistics	153

INDEX
TABLES AND GRAPHS

<u>NUMBER</u>	<u>TITLE</u>	<u>PAGE</u>
<u>FISCAL</u>		
F-1	Cost of Operating the Courts (graph)	14
F-2	Judicial Department Expenditures by Subdivision	15
F-3	Judicial Department Revenues by Source	15
F-4	Comparative Revenue Summary	16
F-5	Comparative Revenue Summary for Superior Courts	17
F-6	Comparative Revenue Summary for District and Administrative Courts	18
<u>LAW COURT</u>		
LC-1	Total Caseload, 1976 - 1982	31
LC-2	Dispositions, 1982	32
LC-3	Caseload Time Measurement Report, 1982	33
LC-4	Written Opinions, 1976 - 1982 (graph)	34
LC-5	Appellate Division, Total Caseload, 1980 - 1982	35
<u>SUPERIOR COURT</u>		
SC-1	Total Caseload, 1978 - 1982 (graph)	42
SC-2	Caseload Summary, 1978 - 1982	43
SC-3	Civil, URESA, Criminal - Percent of Total Caseload	60
SC-4	Civil Caseload, 1978 - 1982 (graph)	61
SC-5	Civil Filings Summary, 1978 - 1982	62
SC-6	Civil Dispositions Summary, 1978 -1982	63
SC-7	Civil Pending Caseload Summary, 1978 - 1982	64
SC-8	Civil Filings and Dispositions by Type of Case,1978-1982	65
SC-9	Civil Dispositions by Type of Disposition, 1981 - 1982	70
SC-10	Civil Jury Trials, 1978 - 1982	79
SC-11	Civil Non-Jury Trials	80
SC-12	Civil Caseload Time Report	81
SC-13	URES A Filings Summary, 1978 - 1982	87
SC-14	URES A Dispositions Summary, 1978 - 1982	88
SC-15	URES A Pending Caseload Summary, 1978 - 1982	89
SC-16	Criminal Caseload, 1978 - 1982 (graph)	91
SC-17	Criminal Filings Summary, 1978 - 1982	92
SC-18	Criminal Dispositions Summary, 1978 - 1982	93
SC-19	Criminal Pending Caseload Summary, 1978 - 1982	94
SC-20	Criminal Filings and Dispositions by Type of Case,1978-1982	95
SC-21	Criminal Filings by Type of Recording Method, 1982	100
SC-22	Criminal Pending Caseload and Outstanding Warrants of Arrest, 1981 - 1982	101
SC-23	Criminal Filings and Dispositions by Class of Charge, 1978 - 1982	102
SC-24	Criminal Dispositions by Type of Disposition, 1981 - 1982	107
SC-25	Criminal Jury Trials by Type of Case, 1982	116
SC-26	Criminal Jury Trials, 1978 - 1982	117
SC-27	Criminal Jury Waived Trials, 1978 - 1982	118
SC-28	Criminal Caseload Time Report	119
<u>DISTRICT COURT</u>		
DC-1	Total Filings, 1979 - 1982	130
DC-2	Total Filings in the Nine Largest Courts, 1979 - 1982	131
DC-3	Filings, Excluding "Civil Violations and Traffic Infractions", 1979 - 1982	132
DC-4	Composition of 1982 Caseload (graph)	133
DC-5	Filings and Dispositions by Type of Case, 1979 - 1982	134
DC-6	Waivers, 1979 - 1982	148
DC-7	Recordings, 1982	149
<u>ADMINISTRATIVE COURT</u>		
AC-1	Caseload Statistics, 1979 - 1982	155

"THE STATE OF THE JUDICIARY"

A Report to the Joint Convention
of the 111th Maine Legislature

By Chief Justice Vincent L. McKusick



"THE STATE OF THE JUDICIARY"

A Report to the Joint Convention
of the 111th Maine Legislature

By Chief Justice Vincent L. McKusick

March 3, 1983

My colleagues and I are grateful for your invitation to meet with you today. As head of the Judicial Branch, I come to report to you of the Legislative Branch. I want to talk with you about the responsibility that our two branches share for the fair and efficient administration of justice.

Civics textbooks tell us that our three great branches are separate and independent, and that the powers of government are constitutionally divided among them. Our Maine Constitution expressly declares that one branch may not encroach upon the powers of the others. Yet, the three branches are crucially interdependent and, if the public is to be served, the separate and co-equal branches must support and complement each other in numerous essential ways.

Specifically, although we judges in our adjudicatory function must be independent of the legislative branch, the results of your deliberations here in these halls are felt directly in the courtrooms around the state. You enact the substantive law that we judges apply in deciding civil and criminal cases brought before us. You by statute decide questions of court structure, court jurisdiction and venue, court facilities, court operating budgets, number of judges, and their salaries. To discharge those heavy legislative responsibilities, you must be kept informed about the courts and their operations. As head of the Judicial Department I acknowledge and willingly accept the responsibility of reporting to you, the Legislative Branch, from time to time at your invitation. In my view, the oath that both you legislators and we judges have taken to support the constitution requires each of us, not merely to avoid trespassing upon the constitutional domain of the other two branches of government, but also to cooperate with those other branches in all areas of overlapping concern.

As perhaps you have already noted, Mr. President and Mr. Speaker, those preliminary thoughts are a repeat of the opening remarks I made in first reporting to the Legislature five years ago. They continue to be as true today as then.

Five years ago, as a newly appointed judge, I reported to the 108th Legislature my observations on the status at that time of the judicial system of the State of Maine. Today, may we

take a look back over those five years, reviewing developments in the Maine courts. Then let us look forward to the next five years and to the challenges that we jointly must meet if we are to bring further improvements to the administration of justice. If anything has been accomplished in the past five years, much credit is due to the hard work of my fellow judges and of the 270 other dedicated men and women who keep our courts operating at 50 locations around the state. In reviewing the past five years, I am also struck by the extent to which the improvements in our court operations have come about through the coordinated efforts of all three great branches. The growing problems of the courts in the years ahead demand that we redouble those coordinated efforts.

1. The Past

Let me quickly review some principal events in each of the courts since 1977. First, the Law Court--that is, the Supreme Judicial Court as our court of last resort. The new filings each year in the Law Court increased 60% between 1977 and 1981, from about 325 to over 500. That tremendous increase in the Law Court's workload has been almost entirely in civil appeals, and among those civil cases a growing number involve public law issues of considerable complexity--the Bath Iron Works case is merely a recent and much publicized example.

The last Legislature took one step to help keep the Law Court's caseload within manageable proportions. It created an Appellate Division within the Workers Compensation Commission to hear in the first instance all appeals from the decisions of single commissioners in workers compensation cases. By the new statute, subsequent appeals to the Law Court are then discretionary with the Court. This legislation beneficially enables the Workers Compensation Commission at the administrative level to mold uniform policy on workers compensation questions, and it relieves the Law Court from hearing appeals that do not involve any important question of law. This change has produced, however, only a temporary easing of the increase in the Law Court's case filings; appeals in all other categories continue to grow. This month, the Law Court is back to hearing more than 60 appeals.

During the past five years, the Law Court has refined its internal operating procedures to enable it to handle its growing caseload with as much expedition as possible. By rule changes and by hard work, my colleagues have substantially reduced the average time consumed on appeals both before and after oral argument. We have also established the tradition of holding the May and November terms of the Law Court in Bangor, a change welcomed by both litigants and lawyers in that part of the state. Starting last April 1st, the Supreme Judicial Court has permitted the media to use television and still cameras during oral argument before the Law Court.

In addition to their work as the Law Court, the members of the Supreme Judicial Court continue to carry a substantial load of other adjudicative and opinion writing work: advisory opinions; Appellate Division review of criminal sentences of one year or more; and single justice matters. But the past five years have perhaps seen the greatest increase in the work of the Court in its statutory role as what I call the board of directors of the Judicial Department. The Supreme Judicial Court has responded fully to the legislative charge that it exercise "general administrative and supervisory authority over the Judicial Department." It is the policymaking body for the Judicial Department. The Court has, with the help of advisory committees, carried out with dispatch its responsibility for promulgating and keeping up-to-date rules of procedure for all the courts, for the governance of the bar, and for the disciplining of judges. Four complete sets of rules have in these five years been newly promulgated, three of them pursuant to specific legislative legislative authorization:

Administrative Court Rules (eff. July 1, 1978)

Maine Bar Rules, including the Maine Code of Professional Responsibility (eff. Nov. 1, 1978)

Maine Probate Rules (eff. Jan. 1, 1981)

Small Claims Rules (eff. Nov. 1, 1982)

The annual review of all rules has resulted in substantial additions and revisions; for example, the Criminal Rules have been amended to detail the procedure in post-conviction review and extradition proceedings (effective December 15, 1981, and February 1, 1983, respectively) and to implement the new Single Trial Law, of which I will have more to say later (effective January 2, 1982). Very recently, the Code of Professional Responsibility has been amended to deal with conflicts of interest arising out of successive government and private employment of lawyers. These new rules and amendments streamline court operations and promote our constant goal of assuring the fair and efficient administration of justice.

The Court would be unable to carry out its rulemaking function if it were not for its six advisory rules committees. Time does not permit me to list all the participants in these endeavors, but I must at least note the great help given the Court by Dean Wroth of the University of Maine School of Law and by members of his faculty. The Dean is a master rulemaker and never stints in giving of his time and effort in this service.

To discharge its responsibility for supervision of the legal profession, the Supreme Judicial Court has created the Board of Overseers of the Bar. That board annually registers all lawyers practicing in Maine, investigates complaints against lawyers and, in appropriate cases, makes presentments to the

Court for public bar discipline proceedings against lawyers. A commission of the Board also will arbitrate a fee dispute at the request of any dissatisfied client. One-third of the members of the Board of Bar Overseers and of each of its sub-bodies are lay persons; its chair for the past two years was Madeleine Freeman, a distinguished civic leader of Orono.

Finally, under specific legislative authorization, the Court in 1978 created the Committee on Judicial Responsibility and Disability, a watchdog of judicial conduct. It was previously chaired by President Colin Hampton of Union Mutual Life Insurance Company and is now chaired by President Hedley Reynolds of Bates College. Of its seven members, three are lay persons and two are lawyers, a majority of five, nominated by the Governor and appointed by the Supreme Judicial Court. The Committee's mission is very similar to that of a grand jury in investigating complaints to determine whether any are of sufficient seriousness to justify presentment to the Supreme Judicial Court for a public disciplinary proceeding. Of course, the proceeding becomes completely public once the Committee presents the matter to the Court. The Supreme Judicial Court is examining the confidentiality rule that applies in earlier stages, with a view particularly of assuring that the Governor and the Judiciary Committee have available all relevant information when they are considering any sitting judge for reappointment.

Let us now move to our trial courts.

The Superior Court is our court of general trial jurisdiction; almost any criminal or civil case may be brought there. It alone can give our citizens their constitutional right to a jury trial. With the authorization of the 110th Legislature, we have within the past six months substantially improved our method of selecting jurors. Instead of using voter registration lists as the source of jurors, we now use the computerized list of names of persons holding drivers licenses, supplemented by the names of holders of identification cards issued by the Secretary of State and of other persons who specifically request their names be put on the master source list. The state computer takes the place of the costly and burdensome manual handling of the voters lists in the clerks' offices; and, what is most important, our jurors are drawn from a more up-to-date list and one that includes a larger proportion of the population over 18. We have also instituted a telephone system by which jurors can call in to find out if they are needed; this service works to the convenience of our citizens and helps to reduce jury expenses.

The Superior Court, with its fourteen justices, has currently about 17,000 new cases filed each year, well over half being criminal cases. The past five years have seen criminal filings grow by nearly a quarter. Although civil filings have stayed about constant in total number, they have become increasingly complex and demanding upon judge time. There has been a marked increase in complex administrative appeals from state and

local governmental agencies. In November and December in Cumberland County, a Superior Court justice conducted the longest jury trial in Maine history--It was a products liability case with a large ad damnum that went through 25 trial days until it was settled, still short of completion.

Now, the District Court. Although the District Court technically is classified as a court of limited jurisdiction, the Legislature since its creation in 1962 has steadily increased the scope and complexity of its work. For example, it can now hear civil cases seeking as much as \$20,000 in damages and can foreclose real estate mortgages. As of last November 1st, the limit for "small claims" that qualify for simplified and expedited handling by the District Court went up to \$1000. It hears 16 out of every 17 divorces. In all, the District Court, which now has 21 judges, handles well over 200,000 cases a year--a staggering workload. In the past five years, the usefulness of having mediation available in court as an alternative to adjudication, particularly in family and small claims cases, has been proved in the District Court. We are now taking steps to make in-court mediation available generally across the state in family law cases.

The District Court, with the help of the Superior Court, has successfully implemented the Single Trial Law enacted by the Legislature effective January 1st a year ago. That law at last eliminated the anomaly that had existed in Maine since 1820, by which a criminal defendant tried and found guilty of a misdemeanor in the District Court had a right to appeal to the Superior Court and have a complete new trial, a trial de novo. The right to a de novo trial was given in order to protect each criminal defendant's right to a jury trial, available only in the Superior Court. Operating under rules promulgated by the Supreme Judicial Court, the District Court has accorded full respect to the right of criminal defendants to elect a jury trial, while at the same time we have avoided the transfer of an unmanageable flood of cases to the Superior Court.

The past five years have seen the Administrative Court become a full member of the Judicial Department. That Administrative Court is charged with hearing and deciding petitions for the revocation of most state licenses. By assignment, its two judges also carry a substantial caseload in the District Court.

The big news for the probate courts in the last five years was the adoption of the Maine Probate Code and the Maine Rules of Probate Procedure, both effective January 1, 1981. Our 16 county probate judges are Maine's only elected judges and only part-time judges. Under the new system, a probate court's decision is no longer appealable to the Superior Court for a de novo trial; any appeal is directly to the Law Court on questions of law only. Thus, the probate judges have heightened trial responsibilities. The same Probate Law Revision Commission that drafted the Maine Probate Code was also charged by the Legislature with studying the structure of the probate courts. See P. & S.L. 1973,

ch. 126, § 1. The ongoing memory of the Legislature should not overlook the final recommendation made in 1980 by that Commission, to the effect that the probate court functions be transferred to the Superior Court. See Maine Probate Law Revision Commission, Report to the Legislature and Recommendations concerning Probate Court Structure (February 21, 1980). In the prior decade or so, the probate court structure had been thoroughly studied on two other occasions, with similar recommendations for shift to a full-time, appointed judiciary.

Starting in 1975, all courts of the state, except the county probate courts, have come together in a unified state administration and state financing. The Administrative Office of the Courts under our State Court Administrator, Dana Baggett, performs fiscal, personnel, procurement, statistical, and other business functions. Our trial court administrators directly help the judges who are responsible for the management of the Superior and District Courts at the 50 trial court locations around the state. The courts are operating in good coordination with one another. Chief Judge Devine and his deputy, Judge Pease, are responsible for the District Court. Three Regional Presiding Justices, Justices MacInnes, Scolnik, and McKinley, share responsibility for the operations of the Superior Court. You have before you a bill, L.D. 437, that would create for the Superior Court the position of a chief justice, who would take over the functions of the three Regional Presiding Justices. The Chief Justice of the Superior Court would, under my supervision, be responsible for the operations of the Superior Court in the same way the Chief Judge of the District Court is responsible for that court. The new set-up, proposed by the Superior Court justices and fully supported by the Supreme Judicial Court, would streamline the judicial management of the Superior Court and would give it a single voice.

II. The Future

Having looked back at the Maine courts during the last five years, let's now look at the future--at least the next five years. I want to identify for you the most pressing of the needs faced by the courts. Our needs are principally financial, and I well realize that insistent demands for funds come at you from every quarter and that your budgeting problems seem particularly acute at this session. But I would make two initial points. First, the total appropriations for the courts have never been more than about 1% of the state budget; and even of that amount--last year it was about \$12 million--the courts themselves turned in to the General Fund in fines and fees more than 80%. Second, even if we do not meet all these needs at this session, we can get on track toward meeting them within the near-term future.

First, shortage of courtrooms and of other physical facilities remains the foremost problem of the Maine courts. Already those needs have been fully studied, restudied, and again reviewed. Action is the next step. The judges committee headed

by Justice Archibald and the later gubernatorial commission headed by banker John Grant were not interested in building public monuments. They determined essential building needs, and those needs have become even more apparent with the passage of time: At many locations our courts simply lack the courtrooms and other working space needed to handle their growing caseloads; and at many locations our courts lack the facilities to assure that jurors, litigants, witnesses, attorneys, and other citizens with business at the courthouse can conduct it without unreasonable delay, discomfort, or embarrassment. For example, a shortage of jury courtrooms in the Cumberland County courthouse has already contributed to a disturbing increase in the civil backlog in that county. As a further example, in Brunswick the District Court lacks even minimal working space for essential clerical help, and the citizens using that court are sorely inconvenienced.

Solution of our court facilities problem, as quickly as our resources permit, demands the best of coordination among the three great branches. We are now receiving good cooperation from the Executive Branch in getting court facilities into the state budgeting process, for both current funding and bonding. I applaud the start that Governor Brennan proposed last week in his State of the State address, by including in his capital program funds for new court buildings for Brunswick-Bath and Skowhegan and for planning in Portland. In the months and years ahead we have a lot of work to do on our court facilities.

Second, we need to improve judicial salaries. We hold the dubious distinction of standing 50th among the States of the Union in what we pay our judges; the 49th state, Vermont, pays a supreme court associate justice nearly \$5000 more than does Maine. The immediate salary increase suggested last week by the Governor is well deserved by my fellow judges. Also, as a longer-range solution, I heartily endorse L.D. 662 that proposes to bring judicial salaries within the jurisdiction of the State Compensation Commission created by statute two years ago to make recommendations to you on legislators' salaries. It makes sense to subject judicial salaries automatically to that same kind of objective review at regular intervals.

Third, very soon we will need additional judges. Maine has a remarkably small judiciary, only 44 active judges--outside the 16 part-time county probate judges. In the last ten years, the Superior Court has had no increase in its 14 justices, and the District Court has had only one added judge-at-large. Our trial courts have been able to keep up as well as they have with their burgeoning caseloads, by extra hard work and through the help of our active retired judges, and through the help of court administrators relieving them of many non-judicial burdens. The time has now arrived, however, when our active retired judges by reasons of health cannot be expected to carry the same heavy loads they have carried so well in the past. Furthermore, trial caseloads have outrun what can be absorbed through increased judicial productivity; for example, our Superior Court justices

already handle an average of over 1100 cases a year, as compared with the norm set by the American Bar Association of 1000 cases for a court of general trial jurisdiction. The consequence of having too few judges is similar to the consequence of the shortage of courtrooms and support facilities: cases awaiting trial pile up, particularly on the civil side. In addition, one must be concerned about the quality of judging when judges are overpressed; judges are not automatons that can be cranked up to ever increasing speeds, without adversely affecting the deliberative process. We are studying our judgepower needs carefully, and I assure you that we will, before the convening of your second regular session, quantify those needs as precisely as the nature of the question permits.

Finally, we need to give our courts the modern tools, such as computers and word processors, that are commonplace in comparable operations in the private sector. For example, the repetitive tasks of docketing, information retrieval, scheduling, and bookkeeping involved in the clerks' offices are a natural application for computers. These modern tools are the only way to keep some degree of control over the rising costs of handling our growing caseloads.

These, then, are four specific areas of court needs. They must be met if we are to carry out the commitment that you of the Legislature I know share with us to maintain in every court of the state the fair and efficient administration of justice. We in the Judicial Branch desperately need your help in promptly addressing these financial problems.

Conclusion

The safety of our persons and property depends upon the prompt enforcement of the criminal laws. Those laws will have a deterrent effect upon crime only to the extent that just punishment under them is swift and sure. For that reason the courts must give priority to criminal cases. Yet the rising crescendo of our criminal caseloads should not deafen us to the rousing declaration of our Maine Constitution guaranteeing every citizen ready access to the civil side of the courts. Section 19 of the Maine Declaration of Rights announces the following:

Every person, for an injury done him in his person, reputation, property or immunities, shall have remedy by due course of law; and right and justice shall be administered freely and without sale, completely and without denial, promptly and without delay.

That, Ladies and Gentlemen of the Legislature, is the shining goal to which our Maine Courts willingly dedicate themselves--not merely for the next five years, but for as long as our Constitution shall stand.

ORGANIZATION OF THE JUDICIAL DEPARTMENT
ADMINISTRATION OF THE JUDICIAL DEPARTMENT
COMMITTEES OF THE JUDICIAL DEPARTMENT
MAINE JUDICIAL COUNCIL
COURT MEDIATION SERVICE
1982 LEGISLATIVE AND RULE HIGHLIGHTS
COURT CASELOAD OVERVIEW

ORGANIZATION OF THE JUDICIAL DEPARTMENT

HISTORY

Until separation in 1820, Maine was a part of Massachusetts and therefore included in the Massachusetts court system. However, in 1820, Article VI, Section 1, of the new Maine Constitution established the judicial branch of government stating: "The judicial power of the State shall be vested in a Supreme Judicial Court, and such other courts as the Legislature shall from time to time establish". From the start of statehood, the Supreme Judicial Court was both a trial court and an appellate court or "Law Court". The new State of Maine also adopted the same lower court structure as existed in Massachusetts, and the court system remained unchanged until 1852. The Probate Courts were created in 1820 as county-based courts and have remained so to date.

The Court Reorganization Act of 1852 increased the jurisdiction of the Supreme Judicial Court to encompass virtually every type of case, increased the number of justices and authorized the justices to travel in circuits.

The next major change in the system came in 1929, when the Legislature created the statewide Superior Court to relieve the overburdened Supreme Judicial Court. Meanwhile, the lower courts continued to operate much as they always had until 1961 when the municipal courts and the trial justices system was abolished and the new District Court created. The most recent change to the Maine Judicial System occurred in 1978 with the addition of the Administrative Court.

SUPREME JUDICIAL COURT AND LAW COURT

The Supreme Judicial Court is the governing body of the Judicial Department, and as the Law Court is the court of final appeal. The Law Court hears appeals of civil and criminal cases from the Superior Court, appeals from all final judgments, orders and decrees of the Probate Court, appeals of decisions of the Public Utilities Commission and the Workers Compensation Commission's Appellate Division, interlocutory criminal appeals and appeals of decisions of a single justice of the Supreme Judicial Court. A justice of the Supreme Judicial Court has jurisdiction to hear non-jury civil actions, except divorce or annulment of marriage, and can be assigned by the chief justice to hear Superior Court cases in general, including post-conviction matters. In addition, single justices handle both admission to the bar and bar disciplinary proceedings. The justices of the Supreme Judicial Court make decisions regarding legislative apportionment and render advisory opinions concerning important questions of law on solemn occasions when requested by the governor, Senate or House of Representatives. Three members of the Supreme Judicial Court serve as the Appellate Division for the review of criminal sentences of one year or more.

By statute, the chief justice is head of the Judicial Department, and the Supreme Judicial Court has general administrative and supervisory authority over the Judicial Department.

The Supreme Judicial Court has seven members: the chief justice and six associate justices. The justices are appointed by the governor for seven year terms, with the consent of the legislature. The Court determines the number, time and place of its terms depending on the volume of cases. The Court sits in Portland four times a year and in Bangor twice a year. These terms run from two to three weeks, covering 50 to 60 cases.

In addition, the Supreme Judicial Court has three active retired justices; upon retirement, a Supreme Judicial Court justice may be appointed an active retired justice by the governor for a seven year term, with the consent of the legislature. On assignment by the chief justice, an active retired justice has the same authority as an active justice.

SUPERIOR COURT

The Superior Court was created by the legislature in 1929 as Maine's trial court of general jurisdiction. The court has original jurisdiction over all matters (either exclusively or concurrently with other courts) which are not within the jurisdiction of the Supreme Judicial Court sitting as the Law Court or within the exclusive jurisdiction of the District Court. This is the only court in which civil and criminal jury trials are held. In addition, justices of this court hear appeals on questions of law only from the District Court and from the Administrative Court.

There are 14 justices of the Superior Court who hold sessions of the Court in each of the 16 counties. The justices are appointed by the governor for seven year terms, with the consent of the legislature. For administrative purposes, the State is divided into three regions, and the chief justice appoints a regional presiding justice for each region.

In addition, until September 2, 1982, the Superior Court had one active retired justice; upon retirement, a Superior Court justice may be appointed an active retired justice by the governor for a seven year term, with the consent of the legislature. On assignment by the chief justice, an active retired justice has the same authority as an active justice.

DISTRICT COURT

The District Court was created by the legislature in 1961 as Maine's court of limited jurisdiction. The Court has original jurisdiction in non-felony criminal cases, traffic infractions and civil violations, can accept guilty pleas in felony cases and conducts probable cause hearings in felony cases. The Court has concurrent jurisdiction with the Superior Court in divorce cases and non-equitable civil cases involving not more than \$20,000. The District Court is the small claims court (for cases involving not more than \$1000) and the juvenile court. In addition, the Court hears mental health, forcible entry and detainer, quiet title and foreclosure cases. It is the only court available for the enforcement of money judgments.

There are 21 judges of the District Court; the chief judge, who is designated by the chief justice of the Supreme Judicial Court, six judges-at-large who serve throughout the state, and 14 judges who sit within the 13 districts of the court. The judges are appointed by the governor for seven year terms, with the consent of the legislature.

In addition, the District Court has seven active retired judges; upon retirement, a District Court judge may be appointed an active retired judge by the governor for a seven year term, with the consent of the legislature. On assignment by the chief judge, an active retired judge has the same authority as an active judge.

ADMINISTRATIVE COURT

The Administrative Court was created by the legislature in 1973 and became a part of the Judicial Department on July 1, 1978. Prior thereto the Administrative Court had jurisdiction over suspension and revocation of licenses by a specific list of executive agencies. Effective July 1, 1978, the legislature substantially expanded the jurisdiction of the Administrative Court. Now, other than in emergency situations, the Administrative Court has "...exclusive jurisdiction upon complaint of an agency or, if the licensing agency fails or refuses to act within a reasonable time, upon complaint of the Attorney General, to revoke or suspend licenses issued by the agency, and shall have original jurisdiction upon complaint of a licensing agency to determine whether renewal or reissuance of a license of that agency may be refused....".

There are two judges of the Administrative Court; the Administrative Court Judge and the Associate Administrative Court Judge. The judges must be lawyers and are appointed by the governor for seven year terms, with the consent of the legislature. On assignment by the chief justice, Administrative Court Judges also sit in the District Court.

ADMINISTRATIVE OFFICE OF THE COURTS

The Administrative Office of the Courts was created in 1975. The office is directed by the state court administrator who is appointed by and serves at the pleasure of the chief justice. The staff for the Administrative Office is appointed by the state court administrator, with the approval of the chief justice and includes the following positions:

Accountant
Accounting Clerks (2)
Assistant Accountant
Fiscal Director
Personnel Officer
Research and Planning Director
Secretaries (2)
State Court Library Supervisor

Pursuant to 4 M.R.S.A. § 17, the State Court Administrator's responsibilities are as follows:

1. **Continuous survey and study.** Carry on a continuous survey and study of the organization, operation, condition of business, practice and procedure of the Judicial Department and make recommendations to the Chief Justice concerning the number of judges and other judicial personnel required for the efficient administration of justice. Assist in long and short range planning;
2. **Examine the status of dockets.** Examine the status of dockets of all courts so as to determine cases and other judicial business that have been unduly delayed. From such reports, the administrator shall indicate which courts are in need of additional judicial personnel and make recommendations to the Chief Justice and to the Chief Judge of the District Court concerning the assignment or reassignment of personnel to courts that are in need of such personnel. The administrator shall also carry out the directives of the Chief Justice as to the assignment of personnel in these instances;
3. **Investigate Complaints.** Investigate complaints with respect to the operation of the courts;
4. **Examine statistical systems.** Examine the statistical systems of the courts and make recommendations for a uniform system of judicial statistics. The administrator shall also collect and analyze statistical and other data relating to the business of the courts;
5. **Prescribe uniform administrative and business methods, etc.** Prescribe uniform administrative and business methods, systems, forms, docketing and records to be used in the Supreme Judicial Court, in the Superior Court and, with the written approval of the Chief Judge of the District Court, in the District Court;
6. **Implement standards and policies set by the Chief Justice.** Implement standards and policies set by the Chief Justice regarding hours of court, the assignment of term parts and justices;

7. **Act as fiscal officer.** Act as fiscal officer of the courts and in so doing:
 - a. Maintain fiscal controls and accounts of funds appropriated for the Judicial Department;
 - b. Prepare all requisitions for the payment of state moneys appropriated for the maintenance and operation of the Judicial Department;
 - c. Prepare budget estimates of state appropriations necessary for the maintenance and operation of the Judicial Department and make recommendations with respect thereto;
 - d. Collect statistical and other data and make reports to the Chief Justice and to the Chief Judge of the District Court relating to the expenditures of public moneys for the maintenance and operation of the Judicial Department;
 - e. Develop a uniform set of accounting and budgetary accounts for the Supreme Judicial Court, for the Superior Court and, with the written approval of the Chief Judge of the District Court, for the District Court and serve as auditor of the Judicial Department;
8. **Examine arrangements for use and maintenance of court facilities.** Examine the arrangements for the use and maintenance of court facilities and supervise the purchase, distribution, exchange and transfer of judicial equipment and supplies thereof;
9. **Act as secretary.** Act as secretary to the Judicial Conference;
10. **Submit an annual report.** Submit an annual report to the Chief Justice, Legislature and Governor of the activities and accomplishments of the office for the preceding calendar year;
11. **Maintain liaison.** Maintain liaison with executive and legislative branches and other public and private agencies whose activities impact the Judicial Department;
12. **Prepare and plan clerical offices.** Prepare and plan for the organization and operation of clerical offices serving the Superior Court and, at the request of the Chief Judge of the District Court, the District Court within each county; provide for a central clerk of court office at each county seat with satellite clerk in each court;
13. **Implement preservice and inservice educational and training programs.** Develop and implement preservice and inservice educational and training programs for nonjudicial personnel of the Judicial Department; and,
14. **Perform duties and attend other matters.** Perform such other duties and attend to such other matters consistent with the powers delegated herein assigned to him by the Chief Justice and the Supreme Judicial Court.

ADMINISTRATION OF THE JUDICIAL DEPARTMENT

FISCAL

The expenditure and revenue data are presented for the State fiscal year ended June 30th. The Judicial Department operates from the State general funds which are appropriated by the legislature. It also administers several grants from public sources.

As shown by Graph F-1, there has been a steady increase since FY'77 (the first year for which comparable data was collected and reported) in both expenditures and revenues for the courts at all levels. Total expenditures for the courts have increased 84.1% from \$6,516,431 in FY'77 to \$11,998,828 in FY'82. Revenues have increased 66.9% from \$5,775,643 in FY'77 to \$9,638,728 in FY'82.

Expenditures

Judicial Department expenditures for FY'82 totalled \$12,118,916, which is an increase of 8.3% over the previous year. The following is a summary of expenditures by Department subdivision:

<u>Subdivision</u>	<u>FY 1981</u>	<u>FY 1982</u>	<u>% Change</u>
Judicial Council	\$ 5,245	\$ 6,011	14.6
Supreme Judicial Court	1,077,404	1,230,911	14.2
Superior Court	4,500,853	4,963,120	10.3
District Court	4,700,170	5,281,457	10.2
Administrative Court	141,533	150,760	6.5
Administrative Office	392,249	294,699	-24.9
*Special Projects	317,621	120,088	-62.2
Other Department Activities	<u>55,215</u>	<u>71,870</u>	<u>30.2</u>
TOTAL	\$11,190,290	\$12,118,916	8.3

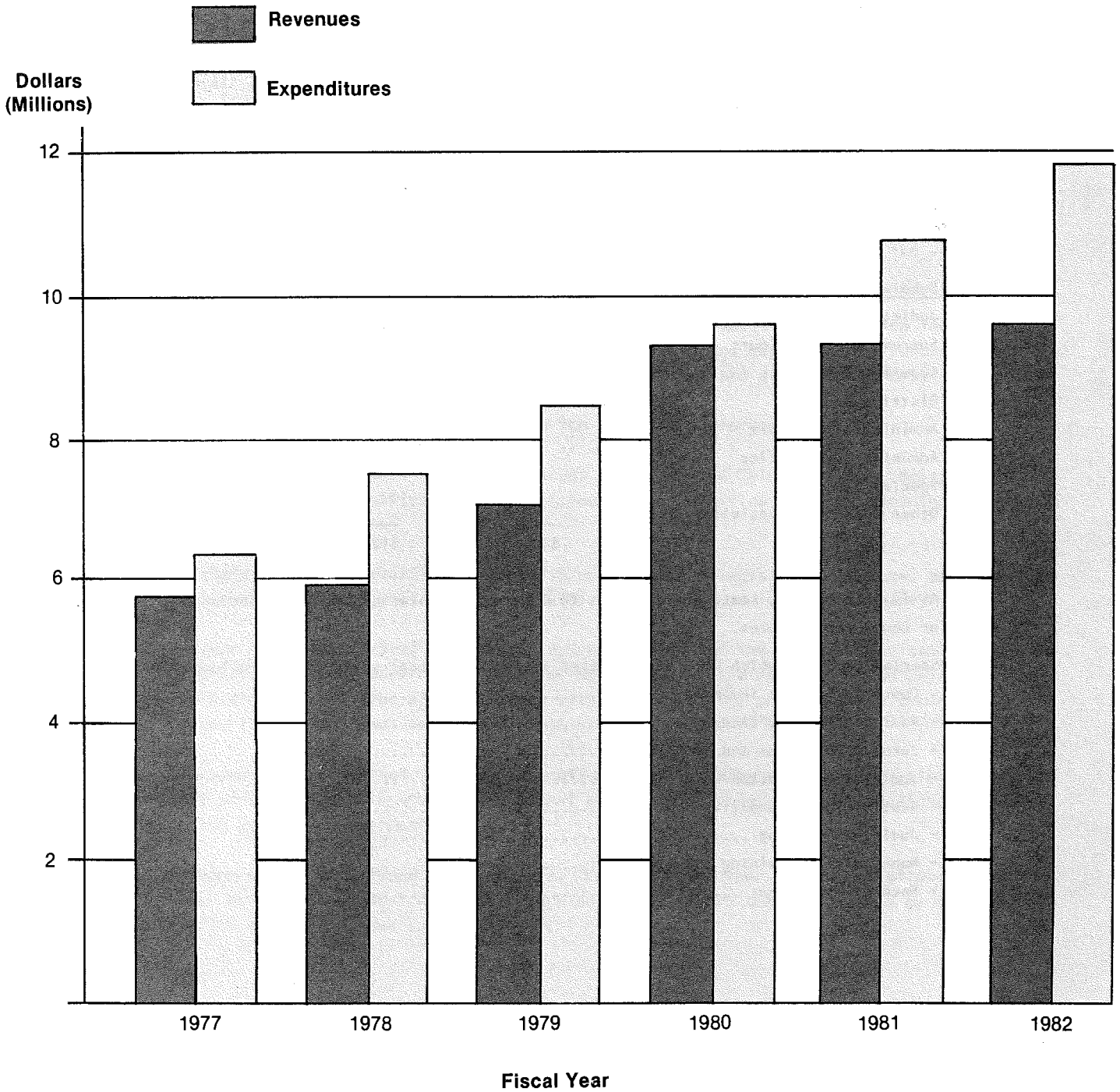
As in prior years, statutory payments to County Law Libraries have been included within Superior Court expenditures.

*Special Projects which were administered during the fiscal year were as follows:

- Court Technology Seminar	\$ 964
- Administrative Office Support	569
- Juror Utilization and Management	42,828
- Judicial Orientation	1,683
- Restitution Alternative	58,152
- Judicial Training	2,386
- Non-Judicial Training	6,506
- Records Management	<u>7,000</u>
TOTAL	\$120,088

Cost of Operating the Courts Revenues Compared with Expenditures 1977 — 1982

Graph
F-1



***NOTES:** The data presented above are for the fiscal year ended June 30th of the year indicated. Revenue amounts represent gross revenue, prior to the dedication to other State agencies. The above revenue and expenditure amounts identify only State funds.

CHART F-2

JUDICIAL DEPARTMENT EXPENDITURES BY SUBDIVISION

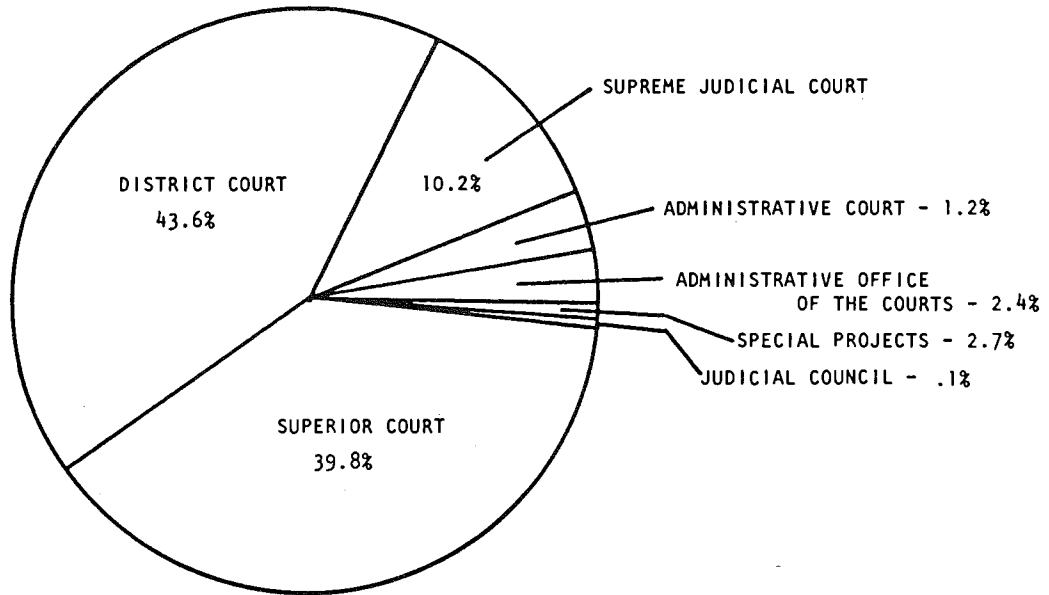
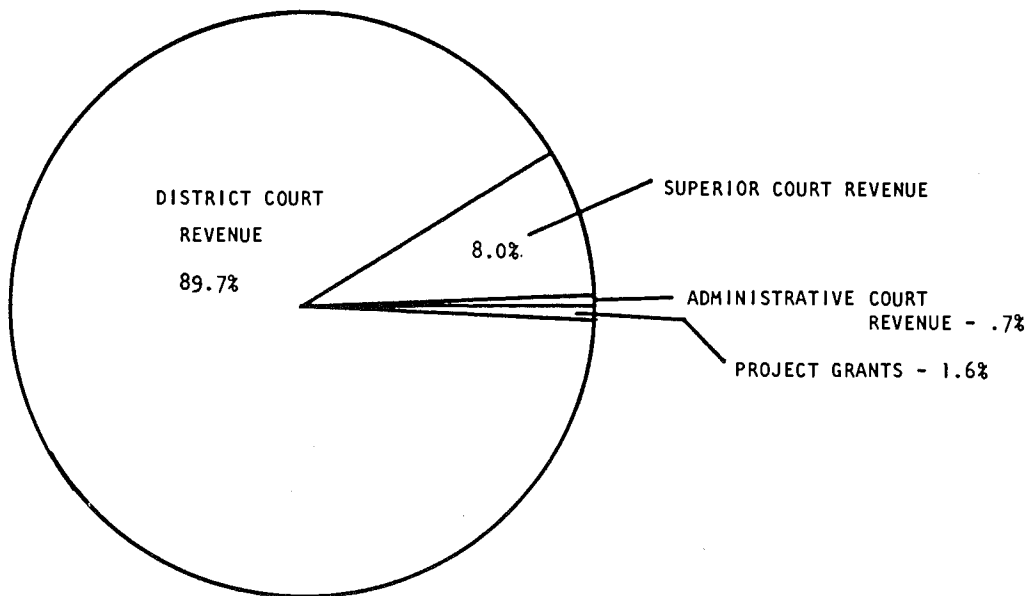


CHART F-3

JUDICIAL DEPARTMENT REVENUES BY SOURCE



Revenue

Judicial Department gross revenue for FY'82 totaled \$9,638,728. Table F-4 below identifies a source breakdown of that revenue for FY'80, FY'81 and FY'82, and the percent change. Revenue and percent change by court location is shown in Tables F-5 and F-6.

All funds collected by the Judicial Department, except project grants, go into the State General Fund. A relatively small proportion of these funds consist of fines for specific violations of law which are dedicated to certain agencies. A comparative summary of dedicated fines by fiscal year is also shown below.

Monies received for grant projects are also dedicated in the sense that the funds cannot be used for any other purpose. Monies received in FY'82 for grant projects totaled \$124,514.

TABLE F-4

COMPARATIVE REVENUE SUMMARY FOR FISCAL YEARS ENDED JUNE 30TH

<u>REVENUE</u>	<u>1980</u>	<u>1981</u>	<u>% Change</u>	<u>1982</u>	<u>% Change</u>
- Superior Court*	\$ 593,528	\$ 726,558	22.4	\$ 775,015	6.7
- District Court**	8,552,812	8,641,521	1.0	8,759,009	1.4
- Administrative Court**	41,545	52,130	25.5	72,903	39.8
- Miscellaneous	<u>24,468</u>	<u>29,270</u>	<u>19.6</u>	<u>31,801</u>	<u>8.7</u>
	\$9,212,353	\$9,449,479	2.6	\$9,638,728	2.0
Less: Dedicated Revenue					
- Dept. of Transportation	\$ 277,184	\$ 349,283		\$ 407,627	
- Dept. of Inland Fisheries and Wildlife	265,369	253,349		274,830	
- Public Utilities Commission	80,068	102,220		76,032	
- Municipalities	33,347	28,055		44,127	
- Dept. of Agriculture	11,050	4,535		20	
- Dept. of Conservation	5,345	4,260		4,955	
- Miscellaneous Agencies	<u>3,885</u>	<u>335</u>		<u>4,759</u>	
Total Dedicated Revenue	<u>(676,248)</u>	<u>(742,037)</u>	9.7	<u>(812,350)</u>	9.5
Net General Fund Revenue	<u>\$8,536,105</u>	<u>\$8,707,442</u>	2.0	<u>\$8,826,378</u>	1.4
<u>Revenue for Special Projects</u>					
- Special Project Grants	\$ 72,138	\$ 212,000		\$ 124,514	

Note: This information is prepared on a cash basis and does not take into consideration any accruals.

*Revenue and percent change by Superior Court locations is shown Table F-5

**Revenue and percent change by District Court, also including the Administrative Court is shown in Table F-6.

TABLE F-5

JUDICIAL DEPARTMENT
 Comparative Revenue Summary For Superior Courts
 For Fiscal Years Ended June 30th

<u>Superior Court (County)</u>	<u>Location (City/Town)</u>	<u>1980 Revenue</u>	<u>1981 Revenue</u>	<u>% Change 1980-1981</u>	<u>1982 Revenue</u>	<u>% Change 1981-1982</u>
Androscoggin	Auburn	\$ 20,227	\$ 25,360	25.4	\$ 24,845	-2.0
Aroostook	Houlton	48,176	49,770	3.3	50,166	.8
Cumberland	Portland	97,882	100,649	2.8	130,414	29.6
Franklin	Farmington	28,429	36,318	27.8	41,470	14.2
Hancock	Ellsworth	24,423	31,033	27.1	30,650	-1.2
Kennebec	Augusta	64,598	77,251	19.6	58,674	-24.1
Knox	Rockland	20,841	36,591	75.6	35,375	-3.3
Lincoln	Wiscasset	21,599	21,201	-1.8	31,784	49.9
Oxford	South Paris	16,222	18,384	13.3	25,129	36.7
Penobscot	Bangor	78,963	79,469	0.6	46,929	-40.9
Piscataquis	Dover-Foxcft.	9,595	10,350	7.9	46,949	353.6
Sagadahoc	Bath	13,079	23,660	80.9	14,586	-38.4
Somerset	Skowhegan	83,934	106,028	26.3	141,705	33.6
Waldo	Belfast	12,210	13,043	6.8	11,153	-14.5
Washington	Machias	13,471	22,012	63.4	21,413	-2.7
York	Alfred	39,879	75,439	89.2	63,773	-15.5
		<hr/>	<hr/>		<hr/>	
	TOTAL	\$593,528	\$726,558	22.4	\$775,015	6.7

TABLE F-6

JUDICIAL DEPARTMENT

Comparative Revenue Summary For District & Administrative Courts
For Fiscal Years Ended June 30th

<u>District Court Locations:</u>	<u>1980 Revenue</u>	<u>1981 Revenue</u>	<u>% Change 1980 - 1981</u>	<u>1982 Revenue</u>	<u>%Change 1981 - 1982</u>
Augusta	\$ 562,220	\$ 634,190	12.8	\$ 660,189	4.1
Bangor	621,798	636,152	2.3	591,413	-7.0
Bar Harbor	43,761	51,342	17.3	45,424	-11.5
Bath	288,448	260,708	-9.6	231,556	-11.2
Belfast	147,583	140,321	-4.9	171,125	22.0
Biddeford	611,326	668,157	9.3	584,889	-12.5
Bridgton	114,612	114,698	.1	109,260	-4.7
Brunswick	388,363	372,682	-4.0	381,213	2.3
Calais	119,895	105,759	-11.8	90,134	-14.8
Caribou	156,592	119,180	-23.9	84,759	-28.9
Dover-Foxcroft	131,629	119,518	-9.2	126,817	6.1
Ellsworth	170,389	177,384	4.1	193,658	9.2
Farmington	168,970	231,527	37.0	236,886	2.3
Fort Kent	69,278	74,521	7.6	70,900	-4.9
Houlton	180,335	215,359	19.4	223,266	3.7
Kittery	452,013	480,407	6.3	451,280	-6.1
Lewiston	507,921	469,993	-7.5	558,974	18.9
Lincoln	166,344	155,071	-6.8	132,663	-14.5
Livermore Falls	47,340	50,043	5.7	55,428	10.8
Machias	86,523	80,350	-7.1	79,892	-.6
Madawaska	54,657	47,101	-13.8	54,837	16.4
Millinocket	118,355	113,824	-3.8	108,829	-4.4
Newport	204,938	194,609	-5.0	160,866	-17.3
Portland	1,361,442	1,375,504	1.0	1,598,275	16.2
Presque Isle	218,120	188,261	-13.7	189,372	.6
Rockland	220,919	197,465	-10.6	227,957	15.4
Rumford	125,347	135,506	8.1	158,428	16.9
Skowhegan	480,707	423,397	-11.9	397,200	-6.2
South Paris	87,784	92,687	5.6	86,578	-6.6
Springvale	212,803	226,529	6.5	216,810	-4.3
Van Buren	20,441	16,265	-20.4	21,219	30.5
Waterville	237,396	260,507	9.7	259,381	.4
Wiscasset	174,563	212,504	21.7	199,532	6.1
TOTAL	\$8,552,812	\$8,641,521	1.0	\$8,759,010	1.4
Admin. Court - Portland	41,545	52,130	25.5	72,903	39.9
GRAND TOTAL	<u>\$8,594,357</u>	<u>\$8,693,651</u>	1.2	<u>\$8,831,913</u>	1.6

District Court Building Fund

Pursuant to 4 M.R.S.A. §163 (3), \$3,000 per month is transferred from the District Court appropriation to the District Court Building Fund. This fund is "to be used solely for the building, remodeling and furnishing of quarters for the District Court....". Monies in this fund are carried forward from year to year.

The balance forwarded from fiscal year 1981 was \$46,891. The addition of \$36,000 for fiscal year 1982 brought the total available funds to \$82,891. Of this amount \$60,806 was spent during the year for completion of the Biddeford, Bangor, and Caribou renovations, and furnishings for Portland, Skowhegan, Machias, and Electronic Recording in the Northern Region, leaving a year-end balance of \$22,085.

One-Write Accounting System

During 1981, an ad hoc committee comprised of two regional court administrators and the fiscal director was formed to develop a simplified, uniform system of processing cash revenue receipts, cash bill receipts, and disbursements. The committee recommended the establishment of a one-write or pegboard accounting system which was initiated in the Cumberland Superior Court, York Superior Court, and Bath District Court on a pilot basis. By the end of 1982, this system was successfully implemented in Region I of the Superior Court and the Southern Region of the District Court, with implementation in the balance of the state scheduled to occur during 1983.

FACILITIES

Early in January of 1982, Chief Justice Vincent L. McKusick met with the county commissioners of Cumberland County to see whether they would sponsor a county bond issue to construct a new District Court in Portland to serve Southern Cumberland. Since a State bond issue that would have provided construction funds failed to be approved in a statewide referendum in November, 1980, the chief justice felt that a county bond issue referendum would be more likely to be successful because the needs of the District Court in Portland would be better understood by the voters of Cumberland County. The county commissioners endorsed the concept.

Efforts then were focused on gaining approval from the 110th Legislature in its Second Regular Session to authorize Cumberland County to initiate such a bond issued referendum, and to get the legislature to guarantee to amortize the bonds through a long-term lease of the facility. Cost of the building was estimated at \$5 million.

During legislative consideration, the needs of the District Courts in Brunswick and Bridgton, also in Cumberland County, were recognized and ultimately incorporated into a proposed bond issue authorization bill. Ultimately, the county bond issue bill failed to get legislative approval, for several reasons. Principal among them was a reluctance by the legislature to fund the facility needs of State courts by using county government bonding authority, and a reluctance to authorize state bonds in addition to bonds authorized to be issued during the First Regular Session of the 110th Legislature for other public purposes.

A proposed new court facility for Brunswick, to be constructed by a private developer and leased to the state with an option to purchase at the end of the lease also was rejected by the Appropriations Committee. Instead, the Committee's Senate chairman urged that the Judicial Department organize and prioritize its capital construction requests in coordination with the Bureau of Public Improvements as other state agencies do, which would insure that the Judicial Department would be in line for funding consideration by the 111th Legislature.

In Bridgton, the need for a new court facility to replace the outmoded court room on the second floor of the municipal building appeared to be met by a proposal to renovate an existing school house in downtown Bridgton to house the court and other public uses. The Judicial Department signed a sub-lease with the developers with occupancy scheduled for late in 1982. Unfortunately, the renovation of the school building failed to be carried through to completion and at year's end, no new accommodation for the Bridgton court had been identified.

During the summer of 1982, the Judicial Department reviewed its court facility needs as inventoried by various studies in the late 1970's, updated the data and submitted its needs for the 1983 - 1985 biennium, which were:

<u>Priority</u>	<u>Project</u>
1	Portland District Court Relocation.
2	Skowhegan District Court Relocation.
3	Bath-Brunswick District Court Relocation or new Brunswick-only District Court.
4	Lincoln & Millinocket court merger or new Lincoln-only District Court and new Millinocket District Court.
5	New Kennebec County Superior Court.

As calendar 1982 drew to a close, there were indications that the governor would recommend funding of a design study of a combined Portland District Court and State Office Building, and funding for new court facilities in Skowhegan and Brunswick-Bath.

PERSONNEL

The Department implemented a new salary schedule which integrated a cost-of-living raise with changes reflecting the current market values of its position classifications. Parallel changes in some job titles and descriptions were made, and all became effective on July 1, 1982. The state court administrator and regional court administrators toured the courts prior to the start-up of the salary schedule changes to apprise employees of the effect of the changes on both the Department generally and each employee specifically. With the exception of the state court library supervisor position, the Department did not receive legislative authorization for any new personnel during 1982.

JUDICIAL RESOURCES

Judicial Scheduling

In the District Court, resident judges serve in the district to which they are appointed by the governor, although occasionally they may assist in other districts in emergency instances. There are six at-large judges who are scheduled by the deputy chief judge on a monthly basis. Five District Court locations require the services of an at-large judge every month, leaving one judge available to cover special assignments and vacancies due to illness, vacations, and educational conferences, and to assist courts experiencing particular backlog problems.

Superior Court justices are assigned to three administrative regions on a yearly basis, by order of the chief justice in consultation with the regional presiding justices. The regional presiding justices, with the assistance of the regional court administrators, are then responsible for assigning the justices to the courts within their respective regions. On a monthly or bi-monthly basis, the regional court administrators, in coordination with justices, clerks, and attorneys, prepare schedules detailing the daily work of justices and court reporters, for approval by the regional presiding justice. During 1982, various experiments were undertaken involving trailing lists, extended lists, and docket calls in an effort to improve case management and expedite case disposition.

Use of Active Retired Justices and Judges

Upon retirement, any justice of the Supreme Judicial Court or Superior Court, or any Judge of the District Court, may be appointed by the governor to active retired status. These members of the judiciary render invaluable service by their availability to serve throughout the state assisting overburdened courts. During 1982, the three active retired Supreme Judicial Court justices, one Superior Court justice, and seven District Court judges served a total of 791 days in the state courts.

JUDICIAL EDUCATION

The Fifth Maine Judicial Conference was held on September 13th and 14th in Sebasco Estates, Maine. Pursuant to 4 M.R.S.A. §471, the conference was attended by all Maine justices and judges "who shall advise and consult with the Supreme Judicial Court and the Chief Justice on matters affecting the administration of the Judicial Department....".

The conference began with a seminar on search and seizure presented by the Hon. William Grimes, Retired Chief Justice of the New Hampshire Supreme Court. The first part of the second day was devoted to separate meetings of the members of each court to discuss various administrative and technical concerns; the last half of the day was spent in attendance at a presentation relating to the potential use of computers in Maine courts.

A variety of conferences and courses were attended by individual members of the judiciary. Four recent appointees to the bench participated in general orientation courses for their respective court levels, and the two new members of the Supreme Judicial Court attended a national Appellate Judges' Seminar. Courses attended by other members of the judiciary were on small claims, evidence, civil litigation and criminal evidence.

Judicial behavior and responsibility was the topic addressed at a conference attended by a District Court judge. The Supreme Judicial Court attended a Northern New England Appellate Judges Conference; the topics for panel discussions were the constituencies of courts, case processing in appellate courts, rules of practice, attorney competency and court facilities. A District Court judge represented the judiciary at a statewide conference for members of the criminal justice system entitled "Value Conflicts in the Criminal Justice System".

NON-JUDICIAL EDUCATION

Three clerks of court attended a conference for justice system supervisors in the late spring of 1982 and the clerk of the Law Court attended a national conference for appellate court clerks. A seminar was given on small claims in District Court covering the impact of the new small claims legislation and court procedures for such cases; court personnel from the southern half of the state attended one session and another session was given for personnel in the northern half of the state.

The annual Clerk of Courts' Conference took place in September with the clerks from Administrative, District, and Superior Courts attending. The event was coordinated with the annual Judicial Conference, and a session on technology in the courts was attended by both judges and clerks of court. Some of the topics also covered were OUI data collection, implementation of new jury legislation, and criminal and motor vehicle data abstracts.

Training for administrative members of the Department included courses in technology in the courts, personnel management, records systems management and trial court management. One regional court administrator and an official court reporter consulted with several national experts in Washington, D.C. on "state of the art" court reporting methods. The state court administrator attended a national conference of his peers.

TECHNOLOGY TASK FORCE

In April, 1982, the state court administrator established a Technology Task Force to explore the feasibility of utilizing computers in Maine trial courts. The Task Force was composed of the research and planning director, regional court administrators, and clerks of court, with assistance provided by International Business Machines Corporation and the State's Central Computer Services. The preliminary report issued by the Task Force during the summer of 1982 included an examination of current case processing procedures as well as an explanation of potential data processing applications, and concluded that a planned process for automating Maine trial courts could significantly improve case processing efficiency. As a result, the Judicial Department requested legislative funding for an initial implementation of court computerization in selected court locations beginning in fiscal year 1984.

STATISTICAL REPORTING SYSTEMS

During 1982, the Administrative Office continued its collection of caseload statistics in the District Court and the Superior Court. The manual District Court data collection system was altered to include only filings, dispositions, waivers and recordings. The Superior Court system continues to generate reports on a monthly and quarterly basis, although efforts have been made to access data directly from the master tape with minimal programming, using a terminal housed in the State's Central Computer Services in Augusta.

RECORDS STORAGE

Since 1981, a previously vacant building at the Pineland Center located in Pownal has been used for the storage of over 2000 boxes of old court files. A court requiring such a file submits a request to the Administrative Office, which sends a staff person to Pineland to retrieve the file. It is then sent by certified mail to the court clerk requesting it. These files are later returned to the Office for return to Pineland. When these files were transferred from the 49 court locations throughout the State to Pineland, infrequent retrieval was anticipated. This has not been the case, however, and the handling of such files has consumed considerable time for the Administration Office.

SUPERIOR COURT CLERKS' MANUAL

The Superior Court Clerks' Manual is a comprehensive document outlining in detail every procedure relating to the processing of cases in the Superior Court. The Manual was originally developed in 1975 by the National Center for State Courts but was not adequately updated during the ensuing years. A concentrated effort was made in the fall of 1982 to revise the Manual, resulting in a first draft of an updated version circulating for comment at year's end.

TELEPHONE ANSWERING EQUIPMENT

When the Judicial Department was awarded a grant from the Law Enforcement Assistance Administration during 1980 to study Maine's jury operations, the jury management consultant recommended the purchase of telephone answering machines to reduce costs related to jurors appearing for court unnecessarily. Although clerks generally attempted to telephone jurors individually when last minute scheduling changes resulted in cancelled trials, it was time-consuming for court staff to do so, and often impossible to reach all jurors. It is estimated that over 3,000 jurors were told not to report to court via the answering machine during 1982, avoiding a potential cost of over \$50,000 in juror fees alone.

LEGISLATIVE UPDATES

The Administrative Office of the Courts initiated in January, 1982, a weekly status list of all legislation of concern to the Judicial Department, which is disseminated to the Supreme Judicial Court, the Judicial Department Legislative Committee, the Judicial Council Legislative Committee and all administrative staff.

COMMITTEES OF THE JUDICIAL DEPARTMENT

There are 18 functional committees within the Judicial Department. The purpose of these committees, which include judges, lawyers, and private citizens, is to assist the chief justice, the Supreme Judicial Court, and the chief judge of the District Court in carrying out their respective responsibilities. The following is a list of the committees sub-divided by appointing authority.

SUPREME JUDICIAL COURT

COMMITTEE:

Board of Overseers of the Bar
Civil Rules Committee
Committee on Professional Responsibility
Court Administration Committee
Criminal Rules Committee
Evidence Rules Committee
Judicial Records Committee
Judicial Responsibility and Disability Committee
Probate Rules Committee

CHAIR:

Robert F. Pretl
George Z. Singal, Esq.
Duane D. Fitzgerald, Esq.
Charles H. Abbott, Esq.
Gary F. Thorne, Esq.
Frank E. Hancock, Esq.
Justice Herbert T. Slisby, II
T. Hedley Reynolds
Probate Judge Dana W. Childs

CHIEF JUSTICE

COMMITTEE:

Committee on Continuing Judicial Education
Committee on the 1983 Judicial Conference
State Court Library Committee
Superior Court Civil Forms Committee
Superior Court Criminal Forms Committee

CHAIR:

Assoc. Justice Edward S. Godfrey
Assoc. Justice Gene Carter
Act.Ret. Justice Thomas E. Delahanty
Justice William E. McCarthy
Justice Louis Scoinik

CHIEF JUDGE

COMMITTEE:

District Court Policy and Advisory Committee
District Court Civil Forms Committee
District Court Criminal Forms Committee
District Court Statistics Committee

CHAIR:

Judge Harriet P. Henry
Judge L. Damon Scales, Jr.
Judge Alan C. Pease
Judge Alan C. Pease

BOARD OF OVERSEERS OF THE BAR

The Board of Overseers of the Bar was created by order of the Supreme Judicial Court, effective November 1, 1978. The Board consists of nine members selected by the Court, three of whom are lay persons and six of whom are members of the Bar of the State of Maine. The Board supervises and administers the registration of all attorneys admitted to practice in the state; investigates and processes claims and reports of violations by attorneys of the rules of practice set forth in the Maine Bar Rules; provides a procedure for the arbitration of disputes between clients and attorneys with respect to legal fees; maintains limited consulting and advisory services with respect to the interpretation and application of the Code of Professional Responsibility (Rule 3 of the Maine Bar Rules relating to ethical standards); and engages in a continuing review and study of the Bar in relation to the public and the Courts for the purpose of making recommendations to the Supreme Judicial Court with respect to the Maine Bar Rules.

COMMITTEE ON JUDICIAL RESPONSIBILITY AND DISABILITY

By legislative authorization, 4 M.R.S.A. §9-B, the Committee on Judicial Responsibility and Disability was established by Order of the Supreme Judicial Court in July 1978, and is empowered to receive and investigate complaints of judicial misconduct and disability. Judicial misconduct is defined by the Maine Code of Judicial Conduct, which is promulgated by the Supreme Judicial Court. By Order of the Court, the Code of Judicial Conduct is binding on all State judges, except in the case of judges of probate only the first three canons apply.

The Committee on Judicial Responsibility and Disability consists of seven members appointed by the Supreme Judicial Court. Two members are either active or active retired justices of the Superior Court, active or active retired judges of the District Court, or active judges of probate. Two members are attorneys at law admitted to practice in the State of Maine, and three members are representatives of the general public of the State of Maine. The public and attorney members are appointed by the Supreme Judicial Court upon the recommendation of the governor.

Proceedings before the Committee are typically begun upon receipt of a complaint concerning the conduct of a judge. If the Committee members decide that the facts stated appear to come within its authority, a copy of the complaint is submitted to the judge involved for his response, followed by an investigation and decision on whether an evidentiary hearing is necessary. The Committee cannot impose disciplinary sanctions. Its findings and conclusions, together with recommendations, are reported to the Supreme Judicial Court and thereafter the matter is in the hands of the Court.

STATE COURT LIBRARY COMMITTEE

The State Court Library Committee was created in 1981 by the 110th Legislature in order to implement the recommendations of a three-year study of county law libraries. The Committee met three times during 1982. A state court library supervisor was hired and began work on August 1st. The supervisor visited virtually all of the law libraries in the state, and met with local law library committees to review tier assignments and organize collections. A Manual for County Law Libraries was prepared, as well as several memoranda dealing with revisions, new materials, and surplus items. In addition, inventories have been conducted of libraries in judges' chambers and clerks' offices, and mailing lists have been updated to insure prompt delivery of volumes and supplements.

COURT FORMS COMMITTEES

Court Forms Committees for the Superior Court and District Court are appointed by the chief justice and the chief judge respectively, and are responsible for reviewing and revising court forms. Judges, regional court administrators, and clerks serve on these committees and

spend considerable time researching, consolidating old forms, and drafting new forms. Their recommendations are reviewed by the regional presiding justices (Superior Court forms), and the chief judge of the District Court (District Court forms), as well as other interested judges and clerks.

During the past year, the Superior Court Civil Forms Committee revised three civil forms and two URESA forms. The Superior Court Criminal Forms Committee revised four forms. The District Court Civil Forms Committee has under consideration 33 civil forms that were transferred from the Civil Rules Committee and are now in the final preparation stage. In addition, 13 small claims forms have been completely revised, and four new protection from abuse forms were issued. The District Court Criminal Forms Committee issued one new form, and reviewed different alternatives to the present criminal docket sheet, and developed an entirely new docket sheet which is expected to be in use in early 1983.

MAINE JUDICIAL COUNCIL

As created by the legislature, 4 M.R.S.A. §451, the purpose of the Judicial Council is to "make a continuous study of the organization, rules, and methods of procedures and practices of the judicial system of the State, the work accomplished, and the results produced by that system and its various parts". The Council consists of the following members: the chief justice of the Supreme Judicial Court (chairman, ex officio), the attorney general, the chief judge of the District Court, the dean of the University of Maine Law School, together with an active or retired justice of the Supreme Judicial Court, two justices of the Superior Court, one judge of the District Court, one judge of a Probate Court, one clerk of courts, two lawyers, and six laypersons, the latter to be appointed by the governor for such periods not exceeding four years, as he may determine. The executive secretary, a part-time contract employee, provides all executive services to the Council.

During 1982, the Council has been concerned with methods for the reduction of court costs and delay, and the increasingly pressing problems of court facilities. During the second regular session of the 110th Legislature, the Council prepared legislation to implement court-related reforms and was represented before legislative committees on behalf of this and other legislation affecting the courts.

COURT MEDIATION SERVICE

The purpose of the Court Mediation Service is to provide an alternative method of resolving disputes by enabling the contesting parties to participate in reaching a settlement. The Service was initiated in 1977 as an experiment to accelerate the resolution of small claims cases. Since that time, the mediators' caseload has been expanded to include landlord-tenant, disclosure, and domestic cases, resulting in the resolution of thousands of cases which otherwise would have required the use of more costly judicial resources.

During Fiscal Year 1982, a total of 724 cases were mediated at a cost of \$21.19 per case. The total caseload included 536 small claims cases, 93 landlord-tenant cases, 12 disclosure cases, and 83 domestic cases. The time required for a mediation hearing ranged from an average of 15 minutes for a landlord-tenant case to over 2 hours for an average domestic case. Mediation produced a successful resolution of 60% of the cases submitted to mediation in Fiscal Year 1982.

MEDIA IN THE COURTS

In December 1981, the Supreme Judicial Court's Advisory Committee on Criminal Rules submitted a report on its "extensive examination of whether the rules should be amended regarding media access to the courtrooms". On January 22, 1982, the Court issued a "Notice of Opportunity to Comment on Criminal Rules Committee's Report on Media In the Courts". In response to this invitation, officials, including the Attorney General of the State of Maine; organizations and corporations, including Sigma Delta Chi--Society of Professional Journalists, Maine Association of Broadcasters, and other media organizations and representatives; judges and lawyers; and many private citizens filed statements of their views, in a number of cases accompanied by additional material relevant to the subject under consideration.

As a result, the Supreme Judicial Court issued an Administrative Order, effective April 2, 1982, allowing for the photographic and electronic coverage of the oral proceedings of the Supreme Judicial Court sitting as the Law Court. While several cases have been afforded such coverage since the promulgation of the order, the most complete media coverage was provided for Common Cause vs. The State of Maine, popularly known as the "Bath Iron Works case".

Although virtually all legislation affects the State courts to some extent, there were several laws enacted by the second regular session of the 110th Legislature which were of particular impact.

SINGLE TRIAL LAW

On January 1, 1982, the "Single Trial Law" became effective, which provided that in Class D and E proceedings, the defendant may waive his right to jury trial and elect to be tried in the District Court, but that an appeal to the Superior Court following trial and conviction in the District Court may be only on questions of law. If the defendant demands a trial by jury, the case is then transferred to the Superior Court for trial. This new law has essentially resulted in an increased number of transfers and a reduced rate of appeal to the Superior Court.

A special committee of justices and judges, known as the Single Trial Committee, was established by the chief justice to formulate rules implementing this legislation. The new rules significantly impacted the workload of the District Court by requiring that all arraignments be electronically recorded, and that all pre-trial motions in cases transferred for trial to the Superior Court be made, heard, and determined in the District Court.

OUI LAW

The new OUI (operating under the influence of intoxicating liquor or drugs) law which was enacted during the first regular session of the 110th Legislature specified that a written report be submitted to "the Chief Justice, the Governor and the Legislature not later than March 1st of each year...., on the enforcement of laws relating to drinking and driving....". The Department of Human Services' Office of Alcoholism and Drug Abuse Prevention is responsible for the preparation of this report. Since no one State agency was currently collecting and compiling all of the eleven required data elements, the Department of Human Services established an OUI Policy Direction Committee including representation by the Judicial Department to develop a data collection mechanism. Much of the data required could most appropriately be reported by the State courts, and in October 1982, the courts began collecting and submitting this new information to the Secretary of State's master computer file for future preparation of the report.

CHANGE OF VENUE LAW

This law enables a Superior Court justice to transfer any civil action or proceeding to another county, in the interests of justice, to secure the speedy trial of an action, or for other good cause.

JUROR SELECTION AND SERVICE

New legislation was enacted concerning the selection and service of traverse and grand jurors. The most significant provision eliminated use of the voter registration lists as a source for jurors, to be replaced with the Secretary of State Motor Vehicle Division's list of licensed drivers and identification card holders, supplemented by persons requesting to be placed on the list. During the summer of 1982, new clerical procedures were established and lists of randomly selected names were generated by the Motor Vehicle Division and distributed to the Superior Court in each county. These lists were used as the source for all juries selected beginning in September, 1982.

The new legislation also provided that mental or physical disability could be grounds for excuse from jury service rather than disqualification. New juror qualification questionnaires were developed which stated "You are not automatically prevented from serving as a juror because of a handicap.... If you require any special services, please indicate the nature of the services required". As a result, a deaf person became the first such person to serve on a jury in the State of Maine.

SMALL CLAIMS

The new law provided for an increased jurisdictional limit from \$800 to \$1000, permitted a small claims action to be brought in the place where the transaction occurred, and provided that the Supreme Judicial Court establish by court rule the various procedures required to implement the law, including a simplified enforcement of money judgment proceeding. A committee consisting of judges, attorneys, and clerks, was established to recommend rules implementing this legislation. Those small claims rules were promulgated by the Supreme Judicial Court to be effective November 1, 1982, the effective date of the new small claims statute.

COURT CASELOAD OVERVIEW

Caseloads throughout Maine's state court system have undergone significant changes during the past several years.

SUPREME JUDICIAL COURT (LAW COURT)

The Supreme Judicial Court, (Law Court), Maine's highest court and the court of final appeal, has experienced a 77.7% increase in incoming filings since 1976, rising from 269 filings in 1976 to 478 during 1982. The Court has demonstrated its ability to meet this increased demand by reporting almost a 100% increase in the number of dispositions over the same period. The steady climb in filings abated somewhat in 1982, from the 521 new filings in 1981; that reduction was temporary only because it resulted exclusively from the creation in late 1981 of the Appellate Division of the Workers Compensation Division. The court issued a total of 280 written opinions during 1982.

SUPERIOR COURT

The Superior Court serves as Maine's trial court of general jurisdiction, and uses the most complete data collection mechanism in the system, resulting in the ability to analyze its caseload in a fairly detailed manner.

Civil caseload has dropped by 6.3% since 1978, although the single greatest decrease occurred during the past year. Nonetheless, dispositions have risen slightly, and 1982 became the first year in which dispositions exceeded filings, leading to a much needed drop in pending caseload. Over 60% of all Superior Court civil cases were dismissed either upon agreement of the parties or by the court after two years of inactivity, while about 3% resulted in jury trials. The 6,143 cases disposed during 1982 required an average of 550 days to proceed from filing to disposition, a full four months longer than the time required in 1978.

A special type of Superior Court case involves the Uniform Reciprocal Enforcement of Support Act (URESA). These cases require minimal judge-time but considerable clerical time, particularly during the years subsequent to entry of the judgment and statistical "disposition" of the case. The number of URESA filings has risen by 9% since 1978, but the 1981-1982 period alone experienced almost a 13% decrease.

Certainly the most serious development during the past five years has been the continual rise in the Superior Court's criminal caseload, with incoming filings rising by 24%. Only in 1980 did dispositions exceed filings, and then by a mere 10 cases. From 1981 to 1982, criminal case dispositions fell by almost 10%, resulting in a total increase of pending caseload by 72.7% since the end of 1978. While pending caseload levels indicate the number of cases awaiting disposition, it should be noted that over 25% of those cases pending could not be processed due to outstanding warrants of arrest. The composition of the criminal caseload has changed significantly, particularly during the past year. Largely as a result of the new "single trial law", transfers now constitute over 50% of all criminal cases, while appeals from the District Court to the Superior Court account for less than 3%. Over 50% of all defendants were convicted by way of a guilty plea during 1982, and cases dismissed by the District Attorney accounted for an additional 31.4% of all dispositions. The average indictment or transfer filed in the Superior Court took slightly less than five months to reach final disposition.

DISTRICT COURT

The District Court, Maine's trial court of limited jurisdiction, has witnessed almost a 25% decrease in total filings since 1979, primarily due to the drop in the number of cases categorized as civil violations and traffic infractions. Small claims cases (cases involving less than \$1000) have risen steadily, reaching a total of 22,176, and there were 1,574 family abuse cases filed under Title 19 in 1982.

ADMINISTRATIVE COURT

The Administrative Court, a trial court of specialized jurisdiction, has experienced a 19.7% decrease in filings during the last four years, from 355 cases filed in 1979 to 285 in 1982. This declining caseload has resulted in the Administrative Court judges being available to assist in the District Court.

Appendix I

Law Court Caseload Statistics

MAINE SUPREME JUDICIAL COURT

JUSTICES

Hon. Vincent L. McKusick, Chief Justice

Hon. Gene Carter

Hon. Edward S. Godfrey

Hon. David A. Nichols

Hon. David G. Roberts

Hon. Elmer H. Violette

Hon. Daniel E. Wathen

Hon. Armand A. Dufresne, Jr. (Active Retired)

Hon. Thomas E. Delahanty (Active Retired)

Hon. James P. Archibald (Active Retired)

C L E R K

James C. Chute

Table LC-1

This table presents Law Court caseload information, including filings, dispositions, and pending caseload since 1976. Filings also include interlocutory appeals (usually appeals by the State pursuant to 15 M.R.S.A. §2115-A) and reports (pursuant to M.R.Civ.P.72 and, less often, M.R.Crim.P.37A). During 1982, there was one case on report, and 17 interlocutory appeals. These categories indicate the frequency of the invocation of Law Court jurisdiction by procedural avenues other than appeal, although such cases are handled much the same as ordinary appeals.

The "end pending" category includes four distinct sub-groups: cases not yet at issue (awaiting completion of the record on appeal or completion of briefing); cases at issue awaiting oral argument (cases fully briefed as of the end of the previous year); cases orally argued awaiting opinion; and cases remanded to the Superior Court prior to oral argument for correction of procedural defects.

The comparison of filings and dispositions on this table indicates the degree to which dispositions have risen to meet the demand of incoming filings. Although filings increased by 77.7% from 1976 to 1982, the number of cases pending at the end of 1982 had increased by only 11.8% since 1976.

Table LC-2

This table details the type and outcome of Law Court dispositions during 1982. Several categories require some explanation. "Other Administrative Proceedings" are cases seeking review of action (or refusal to act) by agencies of the Executive Department governed by the Maine Administrative Procedure Act or by agencies of local government such as Planning Boards. These municipal cases are brought pursuant to M.R.Civ.P.80B. The creation of the Appellate Division of the Workers Compensation Division in September 1981, has resulted in a very substantial decrease in Workers Compensation case filings in the Law Court. This decrease is not apparent in the 1982 disposition statistics, but will be apparent in the 1983 report. "Discretionary Appeals" are requests for certificates of probable cause in post-conviction review (15 M.R.S.A. §2131) and review of extradition (15 M.R.S.A. §210-A) cases. "Change in Results" means a reversal, vacation, or substantive modification of the trial court's judgment.

Table LC-3

This table provides time-sequence data for those cases disposed of by written opinion. Since most non-opinion disposition cases do not complete all of the steps of an opinion disposition, the inclusion of these cases in this table would skew the results, particularly in the early stages. The four stages correspond to (a) work done primarily by trial court clerks and stenographers; (b) work done by the parties' attorneys; (c) pre-argument research by law clerks and scheduling lag; and (d) the actual decision making process and preparation of the opinion. The fifth section traces the cases through the entire Law Court process, from notice of appeal to final disposition.

Graph LC-4

This graph displays the number of civil and criminal written opinions during the 1976 to 1982 period.

Table LC-5

This table presents the Appellate Division's caseload statistics for the past three years, and itemizes filings, dispositions, and pending caseload.

TABLE LC-1

	<u>LAW COURT</u>						
	<u>TOTAL CASELOAD</u>						
	<u>1976 - 1982</u>						
	<u>1976</u>	<u>1977</u>	<u>1978</u>	<u>1979</u>	<u>1980</u>	<u>1981</u>	<u>1982 (c)</u>
<u>CIVIL</u>							
- Beginning Pending	119	143	205	187	180	288	248 (c)
- Filings (a)	145	174	240	238	382 (b)	384	325
- Dispositions	121	112	258	245	274	402	343
- End Pending	143	205	187	180	288	270 (c)	230
<u>CRIMINAL</u>							
- Beginning Pending	127	136	164	70	56	77	54 (c)
- Filings (a)	124	152	125	118	131	137	153
- Dispositions	115	124	219	132	110	147	125
- End Pending	136	164	70	56	77	67 (c)	82
<u>TOTAL</u>							
- Beginning Pending	246	279	369	257	236	365	302 (c)
- Filings (a)	269	326	365	356	513	521	478
- Dispositions	236	236	477	377	384	549	468
- End Pending	279	369	257	236	365	337 (c)	312
Cases Argued Awaiting Opinion at End of Year	119	173	65	42	82	44	52

(a) Includes new appeals, interlocutory appeals, and reports.

(b) As of September 1, 1980, M.R.Civ.P. 73(f) was amended to provide for docketing of civil appeals in the Law Court promptly upon the filing of the notice of appeal in the Superior Court. Under the amended rule, a total of sixty-one (61) civil appeals were docketed in 1980 which would not have been docketed in that year under the former rule.

(c) It appears that a tabulation error in a past year is responsible for the discrepancy in the number of cases pending at the end of 1981 versus the beginning of 1982.

LAW COURT
DISPOSITIONS
1982

	<u>CHANGE IN RESULTS</u>	<u>NO CHANGE</u>	<u>TOTAL</u>	<u>% OF TOTAL DISPOSITIONS</u>
<u>CRIMINAL</u>				
- Signed Opinion	21	52	73	
- Per Curiam	1	-	1	
- Memorandum	-	17	17	
- Total Written Opinions	<u>22</u>	<u>69</u>	<u>91</u>	
- No Opinion	2	33	35	
- Total Dispositions	<u>24</u>	<u>102</u>	<u>126</u>	26.9%
<u>PUBLIC UTILITIES COMMISSION</u>				
- Signed Opinion	1	1	2	
- Per Curiam	-	-	-	
- Memorandum	-	1	1	
- Total Written Opinions	<u>1</u>	<u>2</u>	<u>3</u>	
- No Opinion	-	1	1	
- Total Dispositions	<u>1</u>	<u>3</u>	<u>4</u>	.9%
<u>WORKERS COMPENSATION</u>				
- Signed Opinion	15	14	29	
- Per Curiam	-	-	-	
- Memorandum	-	5	5	
- Total Written Opinions	<u>15</u>	<u>19</u>	<u>34</u>	
- No Opinion	-	17	17	
- Total Dispositions	<u>15</u>	<u>36</u>	<u>51</u>	10.9%
<u>OTHER ADMINISTRATIVE PROCEEDINGS</u>				
- Signed Opinion	18	14	32	
- Per Curiam	-	1	1	
- Memorandum	-	2	2	
- Total Written Opinions	<u>18</u>	<u>17</u>	<u>35</u>	
- No Opinion	1	15	16	
- Total Dispositions	<u>19</u>	<u>32</u>	<u>51</u>	10.9%
<u>ALL OTHER CIVIL</u>				
- Signed Opinion	37	52	89	
- Per Curiam	3	3	6	
- Memorandum	1	17	18	
- Total Written Opinions	<u>41</u>	<u>72</u>	<u>113</u>	
- No Opinion	2	100	102	
- Total Dispositions	<u>43</u>	<u>172</u>	<u>215</u>	45.8%
<u>DISCRETIONARY APPEALS</u>				
- Signed Opinion	3	1	4	
- Per Curiam	-	-	-	
- Memorandum	-	-	-	
- Total Written Opinions	<u>3</u>	<u>1</u>	<u>4</u>	
- No Opinion	1	17	18	
- Total Dispositions	<u>4</u>	<u>18</u>	<u>22</u>	4.7%
<u>TOTAL</u>				
- Signed Opinion	95	134	229	
- Per Curiam	4	4	8	
- Memorandum	1	42	43	
- Total Written Opinions	<u>100</u>	<u>180</u>	<u>280</u>	
- No Opinion	6	183	189	
- Total Dispositions	<u>106</u>	<u>363</u>	<u>469</u>	100.0%

LAW COURT
CASELOAD TIME MEASUREMENT REPORT*

TABLE LC-3

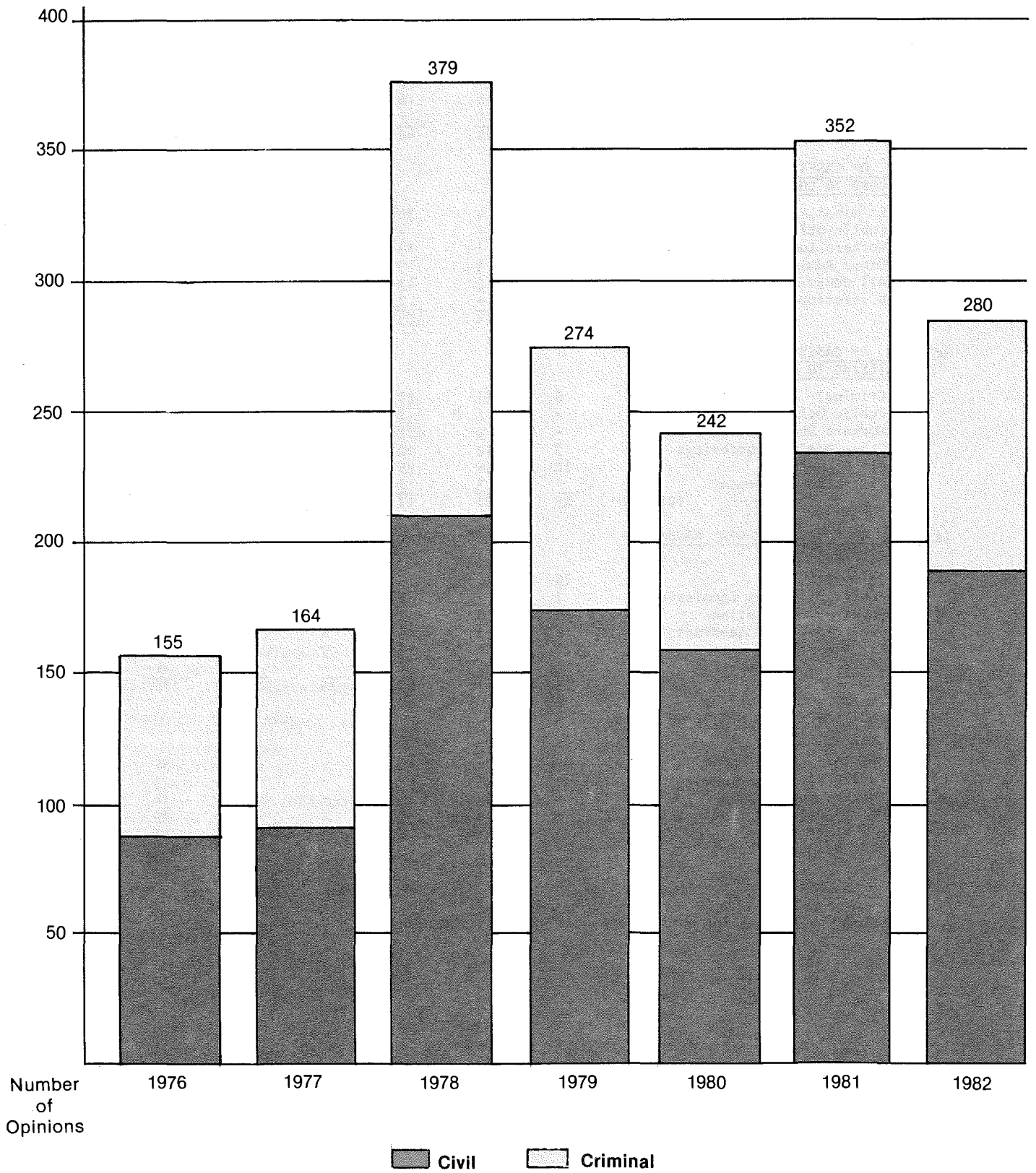
1982

	0-25 Days	26-50 Days	51-75 Days	76-100 Days	100-Up Days	Total Cases	Average No. Of Days
(a) NO. OF CASES FROM NOTICE OF APPEAL TO COMPLETION OF RECORD							
- Criminal	7	40	18	8	18	91	74.0
- Public Utilities Commission	1	2	-	-	-	3	33.7
- Workers Compensation	10	12	3	4	4	33	53.2
- Other Admin. Proceedings	19	11	2	-	3	35	58.0
- All Other Civil	31	38	16	8	20	113	70.4
- Discretionary Appeal	1	1	1	-	1	4	78.3
TOTAL	69	104	40	20	46	279	67.7
(b) NO. OF CASES FROM COMPLETION OF RECORD TO COMPLETION OF BRIEFING							
- Criminal	1	4	36	34	16	91	82.6
- Public Utilities Commission	-	-	-	2	1	3	99.7
- Workers Compensation	-	1	13	12	7	33	86.4
- Other Admin. Proceedings	3	3	9	16	4	35	74.2
- All Other Civil	5	6	43	44	15	113	80.0
- Discretionary Appeal	-	-	2	1	1	4	86.8
TOTAL	9	14	103	109	44	279	81.2
(c) NO. OF CASES FROM COMPLETION OF BRIEFING TO ORAL ARGUMENT							
- Criminal	6	41	27	14	3	91	54.2
- Public Utilities Commission	-	1	2	-	-	3	53.3
- Workers Compensation	-	9	2	11	11	33	89.9
- Other Admin. Proceedings	7	12	10	3	3	35	52.0
- All Other Civil	12	36	35	19	10	112	60.0
- Discretionary Appeal	-	3	1	-	-	4	38.0
TOTAL	25	102	77	47	27	278	60.3
(d) NO. OF CASES FROM ORAL ARGUMENT TO DISPOSITION							
- Criminal	16	26	15	16	18	91	66.7
- Public Utilities Commission	1	-	1	-	1	3	99.0
- Workers Compensation	5	10	3	-	15	33	97.2
- Other Admin. Proceedings	6	12	5	6	6	35	74.2
- All Other Civil	26	32	22	7	25	112	70.6
- Discretionary Appeal	1	1	1	-	1	4	58.8
TOTAL	55	81	47	29	66	278	73.0
(e) NO. OF CASES FROM NOTICE OF APPEAL TO DISPOSITION							
- Criminal	-	-	-	-	91	91	277.6
- Public Utilities Commission	-	-	-	-	3	3	285.7
- Workers Compensation	-	-	-	-	34	34	329.1
- Other Admin. Proceedings	-	1	1	1	32	35	258.4
- All Other Civil	-	1	2	-	110	113	280.8
- Discretionary Appeal	-	-	-	-	4	4	261.8
TOTAL	-	2	3	1	274	280	282.6

*Includes all cases for which there were written opinions.

Law Court Written Opinions 1976 — 1982

Graph
LC-4



APPELLATE DIVISIONTOTAL CASELOAD1980 - 1982

	<u>1980</u>	<u>1981</u>	<u>1982</u>
Beginning Pending	21	42	38
Filings	51	54	53
Dispositions	30	58	65 (a)
End Pending	42	38	26 (b)

(a) 1982 dispositions include:

Case withdrawn	5
Case dismissed - untimely appeal	5
Case dismissed - sentence under one year	4
Case dismissed - judgment vacated	5
Sentence reduced	1
Appeal denied	45

(b) 1982 cases pending include:

Case in circulation	1
Law Court appeal pending	16
Investigation or hearing	2
Awaiting record	7

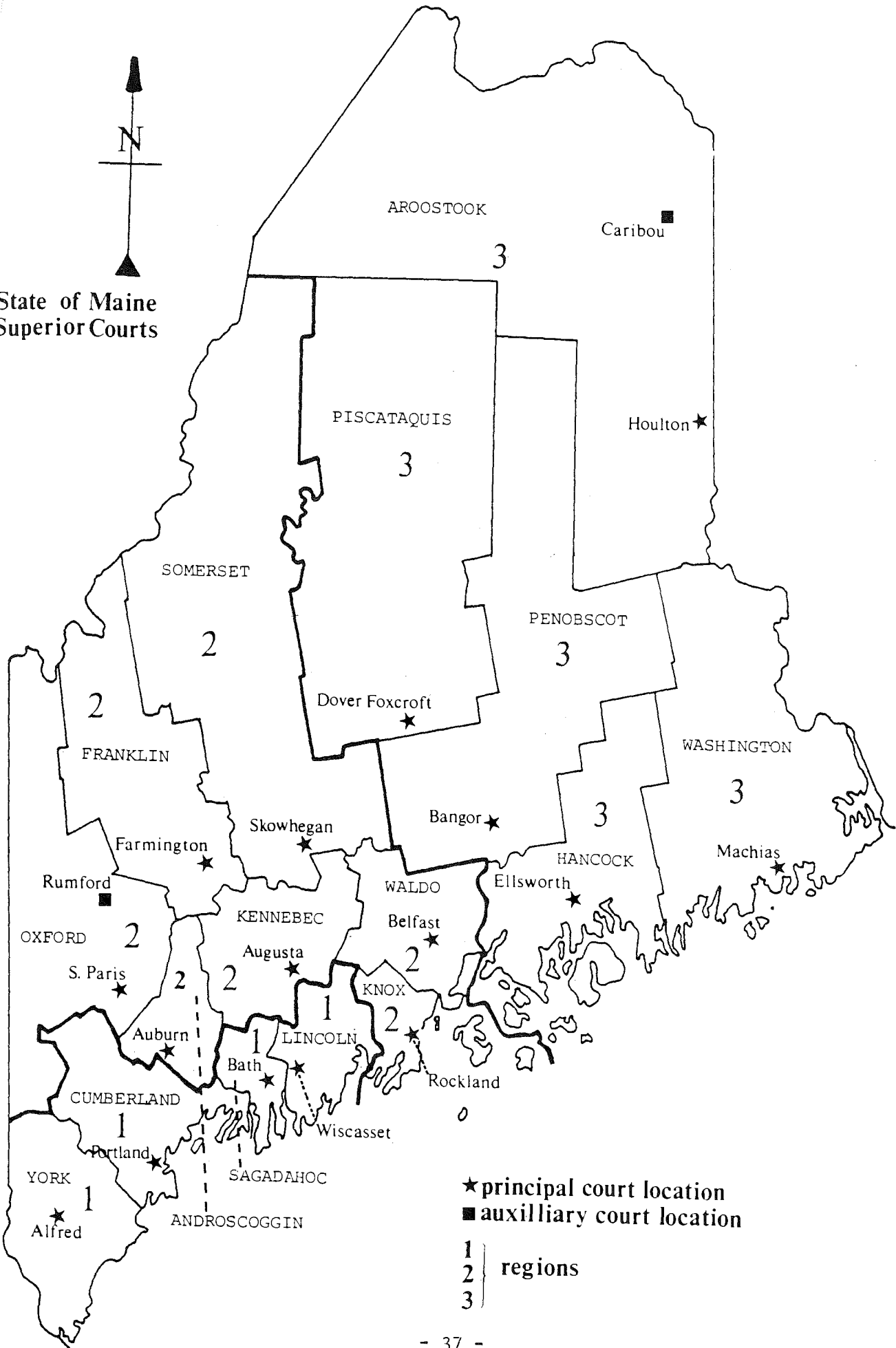


Appendix II

Superior Court Caseload Statistics



State of Maine
Superior Courts



MAINE SUPERIOR COURT

J U S T I C E S

Region I: Hon. William E. McKinley, Regional Presiding Justice
Hon. Carl O. Bradford
Hon. William S. Brodrick
Hon. Sumner J. Goffin
Hon. Stephen L. Perkins

Region II: Hon. Louis Scolnik, Regional Presiding Justice
Hon. Donald G. Alexander
Hon. Morton A. Brody
Hon. Robert W. Clifford
Hon. William E. McCarthy

Region III: Hon. Ian MacInnes, Regional Presiding Justice
Hon. Jessie H. Briggs
Hon. Robert L. Browne
Hon. Herbert T. Silsby, II

Active Retired: Hon. James L. Reid (Term expired 9/2/82)

C L E R K S

Region I: Cumberland Margaret LaGassey
Lincoln George Cowan
Sagadahoc George Cowan
York Richard Neault

Region II: Androscoggin Lucille Lepitre
Franklin Lynda Haskell
Kennebec P. Valerie Page
Knox Susan Simmons
Oxford Donna Howe
Somerset Esther Waters
Waldo Joyce Page

Region III: Aroostook Robert Rush
Hancock Edda Church
Penobscot Madolyn Upton
Piscataquis Rosemarie Merchant
Washington Marilyn Braley

SUPERIOR COURT CASELOAD STATISTICS

This appendix contains a total of 25 data tables organized into four sections, detailing the composition and flow of Superior Court caseload for the past five years. These data are derived from the Superior Court Statistical Reporting System established in 1977. Statistical sheets for each case are prepared manually by Superior Court clerks; these sheets are subsequently keypunched for computerized editing and updating on a monthly basis. Twelve reporting programs provide caseload information for management purposes throughout the year and serve as the source of the data presented in this Annual Report. Definitions of types of cases and dispositions for civil and criminal cases appear on pages 85 and 122 respectively.

In order to determine trends over a period of time, many tables in this 1982 report include information for the years 1978, 1979, 1980, and 1981. As a result of periodic auditing, however, some of these figures may not match those which appeared in previous Annual Report publications, although the variations in most instances are minimal. All figures are presented by calendar year.

It also should be noted that all figures reflecting filings also include refilings, which are cases which were previously disposed, but have returned to the Superior Court for substantial further action. The specific circumstances under which a civil or criminal action is considered a refiling also appear on pages 85 and 122 respectively. Refilings constitute approximately one to two percent of total filings and refilings.

A. Summary:

Table SC-2 traces the flow of all cases in each of the 16 Superior Court locations since 1978. Statewide, 1982 is the first year in which civil dispositions exceeded incoming filings; this appears to be largely the result of filings decreasing by 5% over the past year while the number of cases disposed remained relatively stable. Nonetheless, the 9,389 civil cases pending at the end of 1982 represent a 10% increase over 1978's pending caseload. The number of URESA cases filed in the Superior Court has continued the decline which began last year, although there have always been more cases filed than disposed during the five year period, resulting in ever-increasing levels of pending caseload. Pending caseload is always rather misleading with respect to URESA cases, however, since the bulk of the case activity actually takes place during the months and years subsequent to the judge issuing an order and the clerk reporting the case as disposed. Certainly the most serious development during the past five years has been continual rise in the Superior Court's criminal caseload, with incoming filings rising by 24% coupled with a 72.7% increase in pending caseload. Only in 1980 did dispositions exceed filings, and then by a mere 10 cases.

B. Civil Caseload

Graph SC-4 through Table SC-12 provide detailed information concerning the Superior Court's civil caseload. Filings since 1978 have steadily declined while dispositions have gradually increased, resulting in a slight decrease in the number of pending cases during the past year. Individual court locations, however, have experienced considerable fluctuation, ranging from a 43% decrease in filings in Waldo to York's 23% increase. The 200 civil jury trials during 1982 represent only 3% of all civil dispositions, while dismissal by either the parties or the court account for over 60% of all dispositions.

Table SC-12 summarizes the average number of days required from filing to disposition for civil cases during the last five years. The statewide average has risen by over 100 days since 1978. Every Superior Court reported that the average civil disposition required in excess of one year, ranging from 417 days in Washington to over 600 days in Penobscot and Androscoggin. When reviewing this table for individual courts, the detailed 1982 figures should also be consulted, since smaller courts may have had few cases from which to calculate an average. Five key timeframes are measured:

Filing to Pre-trial Memorandum
Pre-trial Memorandum to Pre-trial Conference
Pre-trial Conference to Jury Trial
Pre-trial Conference to Non-Jury Trial
Filing to Disposition

Although the first two timeframes occur prior to final disposition, it should be noted that these measures cannot be calculated until the information is entered into the computer at the time the case is actually disposed.

The first timeframe is largely a measure of the time required for attorneys to file a pre-trial memorandum after a case has been filed in the Superior Court. Over 30% of the cases required over a year from filing to pre-trial memorandum, with a statewide average of 345 days and a high of 423 days in Waldo. The measure from pre-trial memorandum to pre-trial conference reflects the time required to reach conference after the request has been submitted; statewide, this averages 195 days, although Cumberland and Androscoggin report over 300 days to complete this phase of civil case processing.

The next two timeframes, conference to jury trial and conference to non-jury trial, are significant in that they indicate how quickly the court is able to accommodate the demand for trials. However, it should be noted that courts may employ different scheduling policies which may impact these calculations; for instance, some courts may deliberately not schedule pre-trial conferences until the court's ability to schedule a trial is imminent. Nonetheless, an average of 348 days statewide was required for a case to reach jury trial from pre-trial conference, while non-jury trials were held in an average of 207 days.

The last timeframe traces the total time required for civil cases to move from filing to disposition, and reflects the total number of cases disposed during 1982. Of the 6,143 cases disposed, over 34% took in excess of two years to reach disposition.

C. URESAs Caseload: (Uniform Reciprocal Enforcement of Support Act)

Tables SC-13, SC-14 and SC-15 show URESA filings, dispositions, and pending caseload respectively. The number of these cases filed in the Superior Court reached a peak in 1980, but have been steadily declining since that time.

D. Criminal Caseload:

Criminal caseload in the Superior Court may be counted by either docket number or defendant number. When counted by docket number, the actual number of cases assigned a docket number is accurately reflected. Some courts report multiple-defendant cases more frequently than others, due to differing District Attorney practices, resulting in docket numbers which contain more than one defendant. From a statewide perspective, the issue is not particularly significant, since caseload measured by number of defendants is only about

4% higher than when calculated by docket number. In this report, the core analyses of filings, dispositions, and pending caseloads are counted by docket number, as are the types of cases including appeals, transfers, indictments, etc. However, classes of charges are counted by defendant, as are types of dispositions and trials. The latter two items are counted by defendant because of the likelihood for the multiple defendants included in a single docket number to be tried and/or disposed in different manners.

Graph SC-16 through Table SC-28 depict the criminal caseload statewide. Criminal filings have continued to rise steadily since 1978, although the rate of increase has diminished somewhat in recent years, and the pending caseload has continued to soar. In addition, the composition of the criminal caseload has changed significantly, particularly during the past year. Largely as a result of the new "single trial law" (see "1982 Legislative and Rule Highlights" section for explanation), transfers now constitute over 50% of all criminal cases, while appeals from the District Court to the Superior Court account for less than 3%. The rate of transfers varies markedly throughout the state, ranging from 25.4% of Washington's criminal caseload to over 65% in Lincoln, Sagadahoc, Franklin, and Somerset.

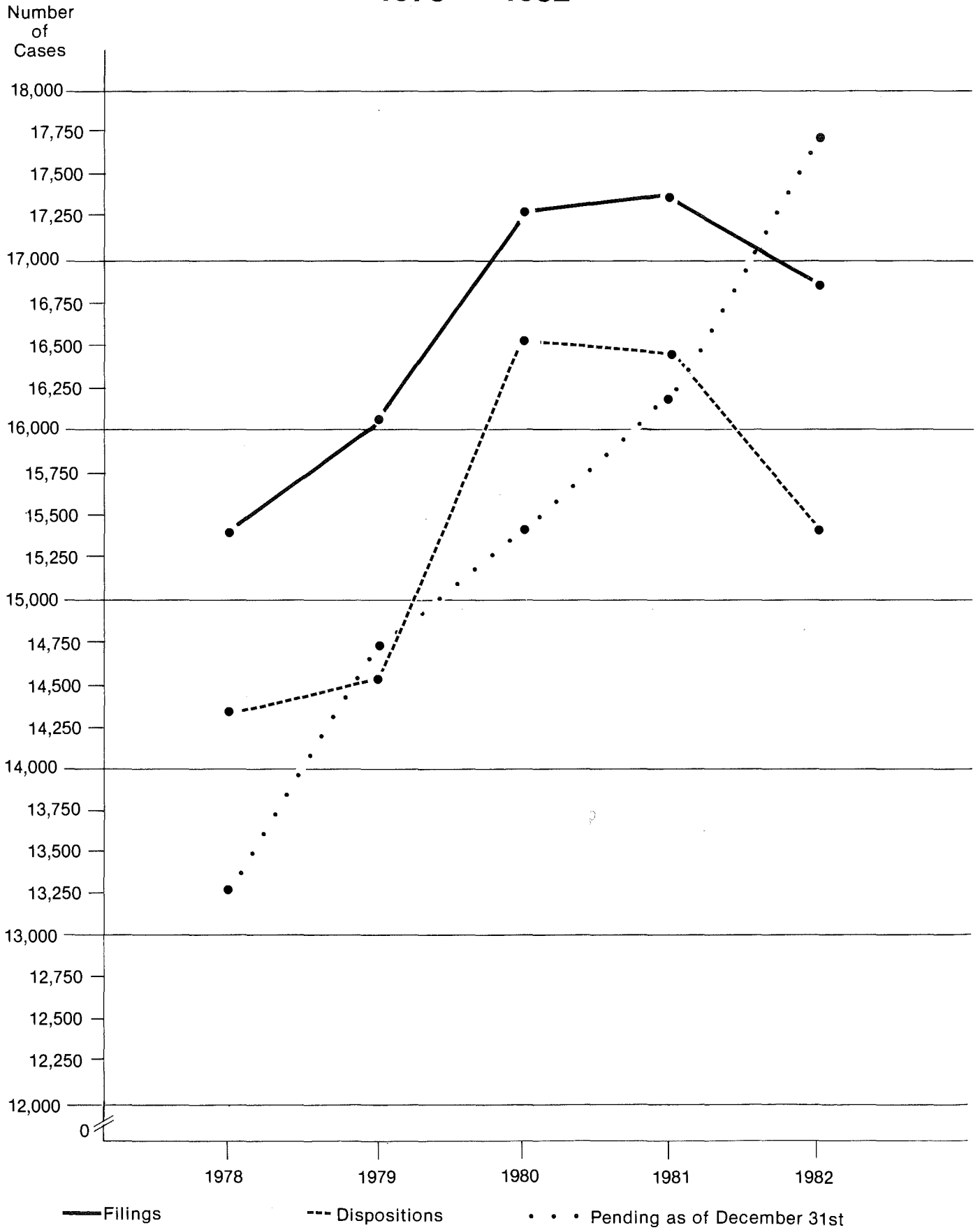
Table SC-22 was prepared in order to document the effect of outstanding warrants of arrests upon criminal pending caseload. In general, the assumption has been made that pending caseload serves as an obvious indication of a court's ability or inability to efficiently dispose of cases in relationship to incoming workload. However, in numerous instances, cases may be filed in the Superior Court which cannot be processed because a warrant issued for the defendant is not or cannot be served. Thus, it may be unfair to hold courts solely responsible for increases in pending caseload which in fact may be beyond their control. Certainly the effect of outstanding warrants upon pending caseload varies considerably throughout the state. Statewide, 25.7% of all criminal pending caseload appears to be a result of outstanding warrants, slightly less than the 1981 level, but this varies widely, from less than 10% in Sagadahoc and Franklin to over 40% in Somerset.

The 429 criminal jury trials represent approximately 5% of all criminal dispositions. Significantly, over 50% of all defendants were convicted by way of a guilty plea during 1982, and cases dismissed by the District Attorney accounted for an additional 31.4% of all dispositions.

The Criminal Caseload Time Report (Table SC-28) portrays the average time required for indictments, transfers, and appeals to move through the Superior Court. Indictments took an average of 148 days to move from first appearance to disposition, a very slight increase from previous years; transfers experienced a similar trend in moving from filing to disposition, but appeals have increased significantly. When reviewing the averages for individual courts, the rest of this table should also be consulted, since smaller courts may have had few cases from which to calculate an average.

Superior Court Total Caseload 1978 — 1982

Graph
SC-1



SUPERIOR COURT
CASELOAD SUMMARY*
1978 - 1982

<u>STATE TOTAL</u>	<u>1978</u>	<u>1979</u>	<u>1980</u>	<u>1981</u>	<u>1982</u>	<u>% Change 1978-1982</u>
<u>CIVIL:</u>						
- Pending - January 1st	7,992	8,531	8,996	9,256	9,474	18.5
- Filings	6,462	6,457	6,443	6,365	6,058	-6.3
- Dispositions	5,923	5,992	6,183	6,147	6,143	3.7
- Pending - December 31st	8,531	8,996	9,256	9,474	9,389	10.1
- Caseload Change	+ 539	+ 465	+ 260	+ 218	- 85	
<u>URES:</u>						
- Pending - January 1st	822	1,159	1,251	1,724	1,907	132.0
- Filings	1,396	1,303	1,944	1,745	1,521	9.0
- Dispositions	1,059	1,211	1,471	1,562	1,312	23.9
- Pending - December 31st	1,159	1,251	1,724	1,907	2,116	82.6
- Caseload Change	+ 337	+ 92	+ 473	+ 183	+ 209	
<u>CRIMINAL:</u>						
- Pending - January 1st	3,460	3,569	4,459	4,449	4,853	40.3
- Filings	7,457	8,258	8,867	9,186	9,241	23.9
- Dispositions	7,348	7,368	8,877	8,782	7,931	7.9
- Pending - December 31st	3,569	4,459	4,449	4,853	6,163	72.7
- Caseload Change	+ 109	+ 890	- 10	+ 404	+1,310	
<u>TOTAL CASELOAD:</u>						
- Pending - January 1st	12,274	13,259	14,706	15,429	16,234	32.3
- Filings	15,315	16,018	17,254	17,296	16,820	9.8
- Dispositions	14,330	14,571	16,531	16,491	15,386	7.4
- Pending - December 31st	13,259	14,706	15,429	16,234	17,668	33.3
- Caseload Change	+ 985	+1,447	+ 723	+ 805	+1,434	

*Includes cases filed and refiled.
All cases counted by docket number.

SUPERIOR COURT
CASELOAD SUMMARY *
1978 - 1982

<u>CUMBERLAND - REGION I</u> Court	<u>1978</u>	<u>1979</u>	<u>1980</u>	<u>1981</u>	<u>1982</u>	<u>% Change</u> <u>1978-1982</u>
<u>CIVIL:</u>						
- Pending - January 1st	2,034	2,089	2,083	2,298	2,474	21.6
- Filings	1,471	1,442	1,576	1,608	1,528	3.9
- Dispositions	1,416	1,448	1,361	1,432	1,420	.3
- Pending - December 31st	2,089	2,083	2,298	2,474	2,582	23.6
- Caseload Change	+ 55	- 6	+ 215	+ 176	+ 108	
<u>URES:</u>						
- Pending - January 1st	129	204	260	366	439	240.3
- Filings	245	234	330	282	258	5.3
- Dispositions	170	178	224	209	277	62.9
- Pending - December 31st	204	260	366	439	420	105.9
- Caseload Change	+ 75	+ 56	+ 106	+ 73	- 19	
<u>CRIMINAL:</u>						
- Pending - January 1st	625	690	786	713	1,004	60.6
- Filings	1,277	1,410	1,649	1,946	1,760	37.8
- Dispositions	1,212	1,314	1,722	1,655	1,554	28.2
- Pending - December 31st	690	786	713	1,004	1,210	75.4
- Caseload Change	+ 65	+ 96	- 73	+ 291	+ 206	
<u>TOTAL CASELOAD:</u>						
- Pending - January 1st	2,788	2,983	3,129	3,377	3,917	40.5
- Filings	2,993	3,086	3,555	3,836	3,546	18.5
- Dispositions	2,798	2,940	3,307	3,296	3,251	16.2
- Pending - December 31st	2,983	3,129	3,377	3,917	4,212	41.2
- Caseload Change	+ 195	+ 146	+ 615	+ 540	+ 295	

*Includes cases filed and refiled.
All cases counted by docket number.

SUPERIOR COURT
CASELOAD SUMMARY *
1978 - 1982

<u>LINCOLN - REGION I</u> <u>Court</u>	<u>1978</u>	<u>1979</u>	<u>1980</u>	<u>1981</u>	<u>1982</u>	<u>% Change</u> <u>1978-1982</u>
<u>CIVIL:</u>						
- Pending - January 1st	165	145	137	153	185	12.1
- Filings	148	131	136	135	152	2.7
- Dispositions	168	139	120	103	144	-14.3
- Pending - December 31st	145	137	153	185	193	33.1
- Caseload Change	- 20	- 8	+ 16	+ 32	+ 8	
<u>URES:</u>						
- Pending - January 1st	18	16	23	24	35	94.4
- Filings	24	28	30	30	21	-12.5
- Dispositions	26	21	29	19	19	-26.9
- Pending - December 31st	16	23	24	35	37	131.3
- Caseload Change	- 2	+ 7	+ 1	+ 11	+ 2	
<u>CRIMINAL:</u>						
- Pending - January 1st	71	61	71	82	100	40.9
- Filings	187	202	228	284	272	45.5
- Dispositions	197	192	217	266	187	-5.1
- Pending - December 31st	61	71	82	100	185	203.3
- Caseload Change	- 10	+ 10	+ 11	+ 18	+ 85	
<u>TOTAL CASELOAD:</u>						
- Pending - January 1st	254	222	231	259	320	26.0
- Filings	359	361	394	449	445	24.0
- Dispositions	391	352	366	388	350	-10.5
- Pending - December 31st	222	231	259	320	415	86.9
- Caseload Change	- 32	+ 9	+ 28	+ 61	+ 95	

*Includes cases filed and refiled.
All cases counted by docket number.

SUPERIOR COURT
CASELOAD SUMMARY *
1978 - 1982

<u>SAGADAHOC - REGION I</u> <u>Court</u>	<u>1978</u>	<u>1979</u>	<u>1980</u>	<u>1981</u>	<u>1982</u>	<u>% Change</u> <u>1978-1982</u>
<u>CIVIL:</u>						
- Pending - January 1st	155	217	197	197	201	29.7
- Filings	164	151	135	136	110	-32.9
- Dispositions	102	171	135	132	123	20.6
- Pending - December 31st	217	197	197	201	188	-13.4
- Caseload Change	+ 62	- 20	-	+ 4	- 13	
<u>URES:</u>						
- Pending - January 1st	25	26	41	66	73	192.0
- Filings	40	44	62	55	40	-
- Dispositions	39	29	37	48	40	2.6
- Pending - December 31st	26	41	66	73	73	180.8
- Caseload Change	+ 1	+ 15	+ 25	+ 7	-	
<u>CRIMINAL:</u>						
- Pending - January 1st	46	49	61	123	107	132.6
- Filings	163	142	304	251	254	55.8
- Dispositions	160	130	242	267	202	26.3
- Pending - December 31st	49	61	123	107	159	224.5
- Caseload Change	+ 3	+ 12	+ 62	- 16	+ 52	
<u>TOTAL CASELOAD:</u>						
- Pending - January 1st	226	292	299	386	381	68.6
- Filings	367	337	501	442	404	10.1
- Dispositions	301	330	414	447	365	21.3
- Pending - December 31st	292	299	386	381	420	43.8
- Caseload Change	+ 66	+ 7	+ 87	- 5	+ 39	

*Includes cases filed and refiled.
All cases counted by docket number.

SUPERIOR COURTCASELOAD SUMMARY *1978 - 1982

<u>YORK - REGION I</u>						<u>% Change</u>
<u>Court</u>	<u>1978</u>	<u>1979</u>	<u>1980</u>	<u>1981</u>	<u>1982</u>	<u>1978-1982</u>
<u>CIVIL:</u>						
- Pending - January 1st	847	925	941	978	1,087	28.3
- Filings	641	651	779	809	790	23.2
- Dispositions	563	635	742	700	700	24.3
- Pending - December 31st	925	941	978	1,087	1,177	27.2
- Caseload Change	+ 78	+ 16	+ 37	+ 109	+ 90	
<u>URES:</u>						
- Pending - January 1st	111	141	109	174	224	101.8
- Filings	222	179	285	255	195	-12.2
- Dispositions	192	211	220	205	178	-7.3
- Pending - December 31st	141	109	174	224	241	70.9
- Caseload Change	+ 30	- 32	+ 65	+ 50	+ 17	
<u>CRIMINAL:</u>						
- Pending - January 1st	283	340	544	504	642	126.9
- Filings	695	811	1,125	1,186	1,072	54.2
- Dispositions	638	607	1,165	1,048	946	48.3
- Pending - December 31st	340	544	504	642	768	125.9
- Caseload Change	+ 57	+ 204	- 40	+ 138	+ 126	
<u>TOTAL CASELOAD:</u>						
- Pending - January 1st	1,241	1,406	1,594	1,656	1,953	57.4
- Filings	1,558	1,641	2,189	2,250	2,057	32.0
- Dispositions	1,393	1,453	2,127	1,953	1,824	30.9
- Pending - December 31st	1,406	1,594	1,656	1,953	2,186	55.5
- Caseload Change	+ 165	+ 188	+ 62	+ 297	+ 233	

*Includes cases filed and refiled.
All cases counted by docket number.

SUPERIOR COURT
CASELOAD SUMMARY*
1978 - 1982

ANDROSCOGGIN - REGION II

<u>Court</u>	<u>1978</u>	<u>1979</u>	<u>1980</u>	<u>1981</u>	<u>1982</u>	<u>% Change 1978-1982</u>
<u>CIVIL:</u>						
- Pending - January 1st	735	758	940	976	1,000	36.1
- Filings	601	705	630	624	589	-2.0
- Dispositions	578	523	594	600	602	4.2
- Pending - December 31st	758	940	976	1,000	987	30.2
- Caseload Change	+ 23	+ 182	+ 36	+ 24	- 13	
<u>URES:</u>						
- Pending - January 1st	35	66	81	107	134	282.9
- Filings	101	103	117	122	123	21.8
- Dispositions	70	88	91	95	98	40.0
- Pending - December 31st	66	81	107	134	159	140.9
- Caseload Change	+ 31	+ 15	+ 26	+ 27	+ 25	
<u>CRIMINAL:</u>						
- Pending - January 1st	187	234	284	398	360	92.5
- Filings	480	479	553	442	688	43.3
- Dispositions	433	429	439	480	519	19.9
- Pending - December 31st	234	284	398	360	529	126.1
- Caseload Change	+ 47	+ 50	+ 114	- 38	+ 169	
<u>TOTAL CASELOAD:</u>						
- Pending - January 1st	957	1,058	1,305	1,481	1,494	56.1
- Filings	1,182	1,287	1,300	1,188	1,400	18.4
- Dispositions	1,081	1,040	1,124	1,175	1,219	12.8
- Pending - December 31st	1,058	1,305	1,481	1,494	1,675	58.3
- Caseload Change	+ 101	+ 247	+ 176	+ 13	+ 181	

*Includes cases filed and refiled.
All cases counted by docket number.

SUPERIOR COURTCASELOAD SUMMARY *1978 - 1982

<u>FRANKLIN - REGION 11</u> Court	<u>1978</u>	<u>1979</u>	<u>1980</u>	<u>1981</u>	<u>1982</u>	<u>% Change</u> <u>1978-1982</u>
<u>CIVIL:</u>						
- Pending - January 1st	145	140	165	210	226	55.9
- Filings	128	139	157	169	135	5.5
- Dispositions	133	114	112	153	158	18.8
- Pending - December 31st	140	165	210	226	203	45.0
- Caseload Change	- 5	+ 25	+ 45	+ 16	- 23	
<u>URESAs:</u>						
- Pending - January 1st	15	24	14	27	36	+140.0
- Filings	37	24	42	41	47	27.0
- Dispositions	28	34	29	32	42	50.0
- Pending - December 31st	24	14	27	36	41	+17.0
- Caseload Change	+ 9	- 10	+ 13	+ 9	+ 5	
<u>CRIMINAL:</u>						
- Pending - January 1st	108	101	134	164	171	58.3
- Filings	301	318	438	430	422	40.2
- Dispositions	308	285	408	423	368	19.5
- Pending - December 31st	101	134	164	171	225	122.8
- Caseload Change	- 7	+ 33	+ 30	+ 7	+ 54	
<u>TOTAL CASELOAD:</u>						
- Pending - January 1st	268	265	313	401	433	61.6
- Filings	466	481	637	640	604	29.6
- Dispositions	469	433	549	608	568	21.1
- Pending - December 31st	265	313	401	433	469	77.0
- Caseload Change	- 3	+ 48	+ 88	+ 32	+ 36	

*Includes cases filed and refiled.
All cases counted by docket number.

SUPERIOR COURT
CASELOAD SUMMARY *
1978 - 1982

<u>KENNEBEC - REGION II</u> Court	<u>1978</u>	<u>1979</u>	<u>1980</u>	<u>1981</u>	<u>1982</u>	<u>% Change</u> <u>1978-1982</u>
<u>CIVIL:</u>						
- Pending - January 1st	1,029	1,114	1,158	1,077	986	-4.2
- Filings	815	773	696	631	623	-23.6
- Dispositions	730	729	777	722	669	-8.4
- Pending - December 31st	1,114	1,158	1,077	986	940	-15.6
- Caseload Change	+ 85	+ 44	- 81	- 91	- 46	
<u>URES:</u>						
- Pending - January 1st	146	182	203	280	176	20.6
- Filings	100	95	171	151	114	14.0
- Dispositions	64	74	94	255	85	32.8
- Pending - December 31st	182	203	280	176	205	12.6
- Caseload Change	+ 36	+ 21	+ 77	- 104	+ 29	
<u>CRIMINAL:</u>						
- Pending - January 1st	319	337	462	429	431	35.1
- Filings	774	806	709	698	966	24.8
- Dispositions	756	681	742	696	800	5.8
- Pending - December 31st	337	462	429	431	597	77.2
- Caseload Change	+ 18	+ 125	- 33	+ 2	+ 166	
<u>TOTAL CASELOAD:</u>						
- Pending - January 1st	1,494	1,633	1,823	1,786	1,593	6.6
- Filings	1,689	1,674	1,576	1,480	1,703	.8
- Dispositions	1,550	1,484	1,613	1,673	1,554	.3
- Pending - December 31st	1,633	1,823	1,786	1,593	1,742	6.7
- Caseload Change	+ 139	+ 190	- 37	- 193	+ 149	

*Includes cases filed and refiled.
All cases counted by docket number.

TABLE SC-2
(cont.)

<u>SUPERIOR COURT</u>						
<u>CASELOAD SUMMARY *</u>						
<u>1978 - 1982</u>						
<u>KNOX - REGION II</u>						<u>% Change</u>
<u>Court</u>	<u>1978</u>	<u>1979</u>	<u>1980</u>	<u>1981</u>	<u>1982</u>	<u>1978-1982</u>
<u>CIVIL:</u>						
- Pending - January 1st	247	258	294	291	262	6.1
- Filings	176	214	190	193	164	-6.8
- Dispositions	165	178	193	222	198	20.0
- Pending - December 31st	258	294	291	262	228	-11.6
- Caseload Change	+ 11	+ 36	- 3	- 29	- 34	
<u>URES:</u>						
- Pending - January 1st	27	31	33	52	57	111.1
- Filings	52	50	51	58	48	-7.7
- Dispositions	48	48	32	53	43	-10.4
- Pending - December 31st	31	33	52	57	62	100.0
- Caseload Change	- 4	+ 2	+ 19	+ 5	+ 5	
<u>CRIMINAL:</u>						
- Pending - January 1st	147	158	160	189	169	15.0
- Filings	277	286	380	365	382	37.9
- Dispositions	266	284	351	385	329	23.7
- Pending - December 31st	158	160	189	169	222	40.5
- Caseload Change	+ 11	+ 2	+ 29	- 20	+ 53	
<u>TOTAL CASELOAD:</u>						
- Pending - January 1st	421	447	487	532	488	15.9
- Filings	505	550	621	616	594	17.6
- Dispositions	479	510	576	660	570	19.0
- Pending - December 31st	447	487	532	488	512	14.5
- Caseload Change	+ 26	+ 40	+ 45	- 44	+ 24	

*Includes cases filed and refiled.
All cases counted by docket number.

SUPERIOR COURT

CASELOAD SUMMARY *

1978 - 1982

<u>OXFORD - REGION II</u> <u>Court</u>	<u>1978</u>	<u>1979</u>	<u>1980</u>	<u>1981</u>	<u>1982</u>	<u>% Change</u> <u>1978-1982</u>
<u>CIVIL:</u>						
- Pending - January 1st	245	279	263	250	273	11.4
- Filings	215	179	211	199	205	-4.7
- Dispositions	181	195	224	176	212	17.1
- Pending - December 31st	279	263	250	273	266	13.6
- Caseload Change	+ 34	- 16	- 13	- 23	- 7	
<u>URESAs:</u>						
- Pending - January 1st	26	47	55	62	70	169.2
- Filings	61	68	98	76	76	24.6
- Dispositions	40	60	91	68	61	52.5
- Pending - December 31st	47	55	62	70	85	80.9
- Caseload Change	+ 21	+ 8	+ 7	+ 8	+ 15	
<u>CRIMINAL:</u>						
- Pending - January 1st	158	128	166	192	206	30.4
- Filings	290	263	326	312	438	51.0
- Dispositions	320	225	300	298	302	-5.6
- Pending - December 31st	128	166	192	206	342	167.2
- Caseload Change	- 30	+ 38	+ 26	+ 14	+ 136	
<u>TOTAL CASELOAD:</u>						
- Pending - January 1st	429	454	484	504	549	28.0
- Filings	566	510	635	587	719	27.0
- Dispositions	541	480	615	542	575	6.3
- Pending - December 31st	454	484	504	549	693	52.6
- Caseload Change	+ 25	+ 30	+ 20	+ 45	+ 144	

*Includes cases filed and refiled.
All cases counted by docket number.

TABLE SC-2
(cont.)

<u>SUPERIOR COURT</u>						
<u>CASELOAD SUMMARY*</u>						
<u>1978 - 1982</u>						
<u>SOMERSET - REGION II</u>						
<u>Court</u>	<u>1978</u>	<u>1979</u>	<u>1980</u>	<u>1981</u>	<u>1982</u>	<u>% Change 1978-1982</u>
<u>CIVIL:</u>						
- Pending - January 1st	351	355	323	326	354	.9
- Filings	283	269	271	316	290	2.5
- Dispositions	279	301	268	288	292	4.7
- Pending - December 31st	355	323	326	354	352	-.9
- Caseload Change	+ 4	- 32	+ 3	+ 28	- 2	
<u>URES:</u>						
- Pending - January 1st	35	50	38	48	42	20.0
- Filings	78	58	104	68	93	19.2
- Dispositions	63	70	94	74	78	23.8
- Pending - December 31st	50	38	48	42	57	14.0
- Caseload Change	+ 15	- 12	+ 10	- 6	+ 15	
<u>CRIMINAL:</u>						
- Pending - January 1st	209	300	348	292	336	60.8
- Filings	572	767	976	1,016	765	33.7
- Dispositions	481	719	1,032	972	706	46.8
- Pending - December 31st	300	348	292	336	395	31.7
- Caseload Change	+ 91	+ 48	- 56	+ 44	+ 59	
<u>TOTAL CASELOAD:</u>						
- Pending - January 1st	595	705	709	666	732	23.0
- Filings	933	1,094	1,351	1,400	1,148	23.0
- Dispositions	823	1,090	1,394	1,334	1,076	30.7
- Pending - December 31st	705	709	666	732	804	14.0
- Caseload Change	+ 110	+ 4	- 43	+ 66	+ 72	

*Includes cases filed and refiled.
All cases counted by docket number.

TABLE SC-2
(cont.)

<u>SUPERIOR COURT</u>						
<u>CASELOAD SUMMARY*</u>						
<u>1978 - 1982</u>						
<u>WALDO - REGION II</u>						
<u>Court</u>	<u>1978</u>	<u>1979</u>	<u>1980</u>	<u>1981</u>	<u>1982</u>	<u>% Change 1978-1982</u>
<u>CIVIL:</u>						
- Pending - January 1st	170	198	215	207	183	7.7
- Filings	166	147	130	117	94	-43.4
- Dispositions	138	130	138	141	134	-2.9
- Pending - December 31st	198	215	207	183	143	-27.8
- Caseload Change	+ 28	+ 17	- 8	- 24	- 40	
<u>URES:</u>						
- Pending - January 1st	11	14	16	43	41	272.7
- Filings	34	35	59	51	36	5.9
- Dispositions	31	33	32	53	40	29.0
- Pending - December 31st	14	16	43	41	37	164.3
- Caseload Change	+ 3	+ 2	+ 27	- 2	- 4	
<u>CRIMINAL:</u>						
- Pending - January 1st	81	94	168	113	127	56.8
- Filings	210	189	137	220	234	11.4
- Dispositions	197	115	192	206	182	-7.6
- Pending - December 31st	94	168	113	127	179	90.4
- Caseload Change	+ 13	+ 74	- 55	+ 14	+ 52	
<u>TOTAL CASELOAD:</u>						
- Pending - January 1st	262	306	399	363	351	34.0
- Filings	410	371	326	388	364	-11.2
- Dispositions	366	378	362	400	356	-2.7
- Pending - December 31st	306	399	363	351	359	17.3
- Caseload Change	+ 44	+ 93	- 36	- 12	+ 8	

*Includes cases filed and refiled.
All cases counted by docket number.

TABLE SC-2
(cont.)

SUPERIOR COURT
CASELOAD SUMMARY*
1978 - 1982

<u>AROOSTOOK - REGION III</u> Court	<u>1978</u>	<u>1979</u>	<u>1980</u>	<u>1981</u>	<u>1982</u>	<u>% Change</u> <u>1978-1982</u>
<u>CIVIL:</u>						
- Pending - January 1st	449	468	528	558	506	12.7
- Filings	398	354	360	311	361	-9.3
- Dispositions	379	294	330	363	325	-14.4
- Pending - December 31st	468	528	558	506	542	15.8
- Caseload Change	+ 19	+ 60	+ 30	- 52	+ 36	
<u>URES:</u>						
- Pending - January 1st	74	94	61	24	31	-58.1
- Filings	112	116	167	144	120	7.1
- Dispositions	92	149	204	137	127	38.0
- Pending - December 31st	94	61	24	31	24	-74.5
- Caseload Change	+ 20	- 33	- 37	+ 7	- 7	
<u>CRIMINAL:</u>						
- Pending - January 1st	489	426	430	441	413	-15.5
- Filings	851	769	674	786	648	-23.9
- Dispositions	914	765	663	814	650	-28.9
- Pending - December 31st	426	430	441	413	411	-3.5
- Caseload Change	- 63	+ 4	+ 11	- 28	- 2	
<u>TOTAL CASELOAD:</u>						
- Pending - January 1st	1,012	988	1,019	1,023	950	-6.1
- Filings	1,361	1,239	1,201	1,241	1,129	-17.1
- Dispositions	1,385	1,208	1,197	1,314	1,102	-20.4
- Pending - December 31st	988	1,019	1,023	950	977	-1.1
- Caseload Change	+ 24	+ 31	+ 4	- 73	+ 27	

*Includes cases filed and refiled.
All cases counted by docket number.

SUPERIOR COURT
CASELOAD SUMMARY *
1978 - 1982

<u>HANCOCK - REGION III</u> Court	<u>1978</u>	<u>1979</u>	<u>1980</u>	<u>1981</u>	<u>1982</u>	<u>% Change</u> <u>1978-1982</u>
<u>CIVIL:</u>						
- Pending - January 1st	309	326	361	353	358	15.9
- Filings	279	274	225	211	211	24.4
- Dispositions	262	239	233	206	190	-27.5
- Pending - December 31st	326	361	353	358	379	16.3
- Caseload Change	+ 17	+ 35	- 8	+ 5	+ 21	
<u>URES:</u>						
- Pending - January 1st	24	28	40	66	62	158.3
- Filings	45	43	79	64	56	24.4
- Dispositions	41	31	53	68	20	-51.2
- Pending - December 31st	28	40	66	62	98	250.0
- Caseload Change	+ 4	+ 12	+ 26	- 4	+ 36	
<u>CRIMINAL:</u>						
- Pending - January 1st	216	152	137	135	150	-30.6
- Filings	215	221	200	211	242	12.6
- Dispositions	279	236	202	196	145	-48.0
- Pending - December 31st	152	137	135	150	247	62.5
- Caseload Change	- 64	- 15	- 2	+ 15	+ 97	
<u>TOTAL CASELOAD:</u>						
- Pending - January 1st	549	506	538	554	570	3.8
- Filings	539	538	504	486	509	-5.6
- Dispositions	582	506	488	470	355	-39.0
- Pending - December 31st	506	538	554	570	724	43.1
- Caseload Change	- 43	+ 32	+ 16	+ 16	+ 154	

*Includes cases filed and refiled.
All cases counted by docket number.

SUPERIOR COURT
CASELOAD SUMMARY *
1978 - 1982

<u>PENOBSCOT - REGION III</u> <u>Court</u>	<u>1978</u>	<u>1979</u>	<u>1980</u>	<u>1981</u>	<u>1982</u>	<u>% Change</u> <u>1978-1982</u>
<u>CIVIL:</u>						
- Pending - January 1st	879	970	1,070	1,052	1,105	25.7
- Filings	746	784	718	690	644	-13.7
- Dispositions	655	684	736	637	801	22.3
- Pending - December 31st	970	1,070	1,052	1,105	948	-2.3
- Caseload Change	+ 91	+ 100	- 18	+ 53	- 157	
<u>URES:</u>						
- Pending - January 1st	124	190	223	280	394	217.7
- Filings	173	156	243	240	204	17.9
- Dispositions	107	123	186	126	124	15.9
- Pending - December 31st	190	223	280	394	474	149.5
- Caseload Change	+ 66	+ 33	+ 57	+ 114	+ 80	
<u>CRIMINAL:</u>						
- Pending - January 1st	345	288	448	431	387	12.2
- Filings	780	1,208	850	694	753	-3.5
- Dispositions	837	1,048	867	738	749	-10.5
- Pending - December 31st	288	448	431	387	391	35.8
- Caseload Change	- 57	+ 160	- 17	- 44	+ 4	
<u>TOTAL CASELOAD:</u>						
- Pending - January 1st	1,348	1,448	1,741	1,763	1,886	39.9
- Filings	1,699	2,148	1,811	1,624	1,601	-5.8
- Dispositions	1,599	1,855	1,789	1,501	1,674	4.7
- Pending - December 31st	1,448	1,741	1,763	1,886	1,813	25.2
- Caseload Change	+ 100	+ 293	+ 22	+ 123	- 73	

*Includes cases filed and refiled.
All cases counted by docket number.

<u>SUPERIOR COURT</u>						
<u>CASELOAD SUMMARY *</u>						
<u>1978 - 1982</u>						
<u>PISCATAQUIS - REGION III</u>						
<u>Court</u>	<u>1978</u>	<u>1979</u>	<u>1980</u>	<u>1981</u>	<u>1982</u>	<u>% Change</u> <u>1978-1982</u>
<u>CIVIL:</u>						
- Pending - January 1st	64	66	61	64	57	-10.9
- Filings	51	51	50	49	40	-21.6
- Dispositions	49	56	47	56	48	-2.0
- Pending - December 31st	66	61	64	57	49	-25.8
- Caseload Change	+ 2	- 5	+ 3	- 7	- 8	
<u>URESAs:</u>						
- Pending - January 1st	0	7	19	45	22	-
- Filings	8	24	36	33	31	287.5
- Dispositions	1	12	10	56	20	1900.0
- Pending - December 31st	7	19	45	22	33	371.4
- Caseload Change	+ 7	+ 12	+ 36	- 23	+ 11	
<u>CRIMINAL:</u>						
- Pending - January 1st	75	64	73	123	94	25.3
- Filings	122	132	135	112	152	24.6
- Dispositions	133	123	85	141	146	9.8
- Pending - December 31st	64	73	123	94	100	56.3
- Caseload Change	- 11	+ 9	+ 50	- 29	+ 6	
<u>TOTAL CASELOAD:</u>						
- Pending - January 1st	139	137	153	232	173	24.5
- Filings	181	207	221	194	223	23.2
- Dispositions	183	191	142	253	214	16.9
- Pending - December 31st	137	153	232	173	182	32.9
- Caseload Change	- 2	+ 16	+ 79	- 59	+ 9	

*Includes cases filed and refiled.
All cases counted by docket number.

SUPERIOR COURT
CASELOAD SUMMARY *
1978 - 1982

<u>WASHINGTON - REGION III</u> Court	<u>1978</u>	<u>1979</u>	<u>1980</u>	<u>1981</u>	<u>1982</u>	<u>% Change</u> <u>1978-1982</u>
<u>CIVIL:</u>						
- Pending - January 1st	168	223	260	266	217	29.2
- Filings	180	193	179	167	122	-32.2
- Dispositions	125	156	173	216	127	1.6
- Pending - December 31st	223	260	266	217	212	-4.9
- Caseload Change	+ 55	+ 37	+ 6	- 49	- 5	
<u>URESAs:</u>						
- Pending - January 1st	22	39	35	60	71	222.7
- Filings	64	46	70	75	59	-7.8
- Dispositions	47	50	45	64	60	27.7
- Pending - December 31st	39	35	60	71	70	79.5
- Caseload Change	+ 17	- 4	+ 25	+ 11	- 1	
<u>CRIMINAL:</u>						
- Pending - January 1st	101	147	187	120	156	54.5
- Filings	263	255	183	233	193	-26.6
- Dispositions	217	215	250	197	146	-32.7
- Pending - December 31st	147	187	120	156	203	38.1
- Caseload Change	+ 46	+ 40	- 67	+ 36	+ 47	
<u>TOTAL CASELOAD:</u>						
- Pending - January 1st	291	409	482	446	444	52.6
- Filings	507	494	432	475	374	-26.2
- Dispositions	389	421	468	477	333	-14.4
- Pending - December 31st	409	482	446	444	485	18.6
- Caseload Change	+ 118	+ 73	- 36	- 2	+ 41	

*Includes cases filed and refiled.
All cases counted by docket number.

SUPERIOR COURT
CIVIL, URESA, CRIMINAL
PERCENT OF TOTAL CASELOAD*

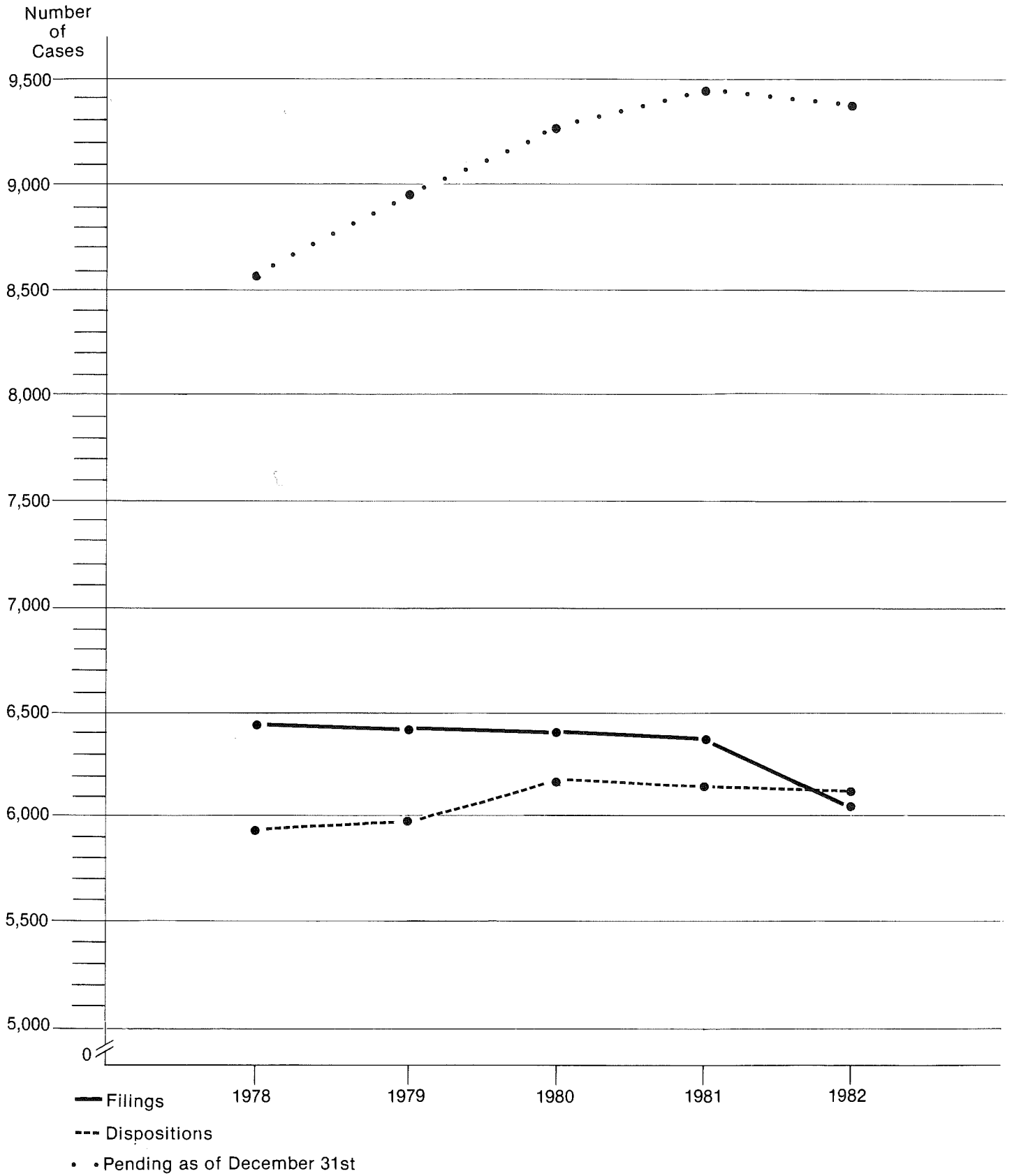
	<u>1978</u>			<u>1982</u>		
	<u>CIVIL</u>	<u>URES</u>	<u>CRIMINAL</u>	<u>CIVIL</u>	<u>URES</u>	<u>CRIMINAL</u>
<u>REGION I:</u>						
- Cumberland	49.2	8.2	42.7	43.1	7.3	49.6
- Lincoln	41.2	6.7	52.1	34.2	4.7	61.1
- Sagadahoc	44.7	10.9	44.4	27.2	9.9	62.9
- York	<u>41.1</u>	<u>14.3</u>	<u>44.6</u>	<u>38.4</u>	<u>9.5</u>	<u>52.1</u>
<u>Sub Total:</u>	45.9	10.1	44.0	40.0	8.0	52.1
<u>REGION II:</u>						
- Androscoggin	50.9	3.5	40.6	42.1	8.8	49.1
- Franklin	27.5	7.9	64.6	22.4	7.8	69.9
- Kennebec	48.3	5.9	45.8	36.6	6.7	56.7
- Knox	34.9	10.3	54.9	27.6	8.1	64.3
- Oxford	38.0	10.8	51.2	28.5	10.6	60.9
- Somerset	30.3	3.4	61.3	25.3	3.1	66.6
- Waldo	<u>40.5</u>	<u>8.3</u>	<u>51.2</u>	<u>25.8</u>	<u>9.9</u>	<u>64.3</u>
<u>Sub Total:</u>	41.5	8.1	50.5	32.2	8.2	59.6
<u>REGION III:</u>						
- Aroostook	29.2	8.2	62.5	32.0	10.6	57.4
- Hancock	51.8	8.4	39.9	41.5	11.0	47.5
- Penobscot	43.9	10.2	45.9	40.2	12.7	47.0
- Piscataquis	28.2	4.4	67.4	17.9	13.9	68.2
- Washington	<u>35.5</u>	<u>12.6</u>	<u>51.9</u>	<u>32.6</u>	<u>15.8</u>	<u>51.6</u>
<u>Sub Total:</u>	38.6	9.4	52.0	35.9	12.3	51.8
<u>S T A T E T O T A L:</u>	42.2	9.1	48.7	36.0	9.0	54.9

*Includes cases filed and refiled.
Percentages may not total 100.0 due to rounding.

SUPERIOR COURT
CIVIL CASELOAD

Superior Court Civil Caseload 1978 — 1982

Graph
SC-4



SUPERIOR COURT
CIVIL FILINGS SUMMARY*

	<u>1978</u>	<u>1979</u>	<u>1980</u>	<u>1981</u>	<u>1982</u>	<u>% Change</u> <u>1978-1982</u>	<u>% Change</u> <u>1981-1982</u>
<u>REGION I:</u>							
- Cumberland	1,471	1,442	1,576	1,608	1,528	3.9	-5.0
- Lincoln	148	131	136	135	152	2.7	12.6
- Sagadahoc	164	151	135	136	110	-32.9	-19.1
- York	<u>641</u>	<u>651</u>	<u>779</u>	<u>809</u>	<u>790</u>	<u>23.2</u>	<u>-2.4</u>
<u>Sub Total:</u>	2,424	2,375	2,626	2,688	2,580	6.4	-4.0
<u>REGION II:</u>							
- Androscoggin	601	705	630	624	589	-2.0	-5.6
- Franklin	128	139	157	169	135	5.5	-20.1
- Kennebec	815	773	696	631	623	-23.6	-1.3
- Knox	176	214	190	193	164	-6.8	-15.0
- Oxford	215	179	211	199	205	-4.7	3.0
- Somerset	283	269	271	316	290	2.5	-8.2
- Waldo	<u>166</u>	<u>147</u>	<u>130</u>	<u>117</u>	<u>94</u>	<u>-43.4</u>	<u>-19.7</u>
<u>Sub Total:</u>	2,384	2,426	2,285	2,249	2,100	-11.9	-6.6
<u>REGION III:</u>							
- Aroostook	398	354	360	311	361	-9.3	-16.1
- Hancock	279	274	225	211	211	-24.4	-
- Penobscot	746	784	718	690	644	-13.7	-6.7
- Piscataquis	51	51	50	49	40	-21.6	-18.4
- Washington	<u>180</u>	<u>193</u>	<u>179</u>	<u>167</u>	<u>122</u>	<u>-32.2</u>	<u>-27.0</u>
<u>Sub Total:</u>	1,654	1,656	1,532	1,428	1,378	-16.7	-3.5
<u>STATE TOTAL:</u>	6,462	6,457	6,443	6,365	6,058	-6.3	-4.8

*Includes cases filed and refiled.

SUPERIOR COURT
CIVIL DISPOSITIONS SUMMARY*

	<u>1978</u>	<u>1979</u>	<u>1980</u>	<u>1981</u>	<u>1982</u>	<u>% Change</u> <u>1978-1982</u>	<u>% Change</u> <u>1981-1982</u>
<u>REGION I:</u>							
- Cumberland	1,416	1,448	1,361	1,432	1,420	.3	- .8
- Lincoln	168	139	120	103	144	-14.3	39.8
- Sagadahoc	102	171	135	132	123	20.6	-6.8
- York	<u>563</u>	<u>635</u>	<u>742</u>	<u>700</u>	<u>700</u>	<u>24.3</u>	<u>-</u>
Sub Total:	2,249	2,393	2,358	2,367	2,387	6.1	.8
<u>REGION II:</u>							
- Androscoggin	578	523	594	600	602	4.2	.3
- Franklin	133	114	112	153	158	18.8	3.3
- Kennebec	730	729	777	722	669	-8.4	-7.3
- Knox	165	178	193	222	198	20.0	-10.8
- Oxford	181	195	224	176	212	17.1	20.5
- Somerset	279	301	268	288	292	4.7	1.4
- Waldo	<u>138</u>	<u>130</u>	<u>138</u>	<u>141</u>	<u>134</u>	<u>-2.9</u>	<u>-5.0</u>
Sub Total:	2,204	2,170	2,306	2,302	2,265	2.8	-1.6
<u>REGION III:</u>							
- Aroostook	379	294	330	363	325	-14.4	-10.5
- Hancock	262	239	233	206	190	-27.5	-7.8
- Penobscot	655	684	736	637	801	22.3	25.8
- Piscataquis	49	56	47	56	48	-2.0	-14.3
- Washington	<u>125</u>	<u>156</u>	<u>173</u>	<u>216</u>	<u>127</u>	<u>1.6</u>	<u>-41.2</u>
Sub Total:	1,470	1,429	1,519	1,478	1,491	1.4	.9
<u>STATE TOTAL:</u>	5,923	5,992	6,183	6,147	6,143	3.7	-.1

*Includes the disposition of cases filed and refiled

SUPERIOR COURT
CIVIL PENDING CASELOAD SUMMARY *

	<u>1978</u>	<u>1979</u>	<u>1980</u>	<u>1981</u>	<u>1982</u>	<u>% Change</u> <u>1978-1982</u>	<u>% Change</u> <u>1981-1982</u>
<u>REGION I:</u>							
- Cumberland	2,089	2,083	2,298	2,474	2,582	23.6	4.4
- Lincoln	145	137	153	185	193	33.1	4.3
- Sagadahoc	217	197	197	201	188	-13.4	-6.5
- York	<u>925</u>	<u>941</u>	<u>978</u>	<u>1,087</u>	<u>1,177</u>	<u>27.2</u>	<u>8.3</u>
<u>Sub Total:</u>	3,376	3,358	3,626	3,947	4,140	22.6	4.9
<u>REGION II:</u>							
- Androscoggin	758	940	976	1,000	987	30.2	-1.3
- Franklin	140	165	210	226	203	45.0	-10.2
- Kennebec	1,114	1,158	1,077	986	940	-15.6	-4.7
- Knox	258	294	291	262	228	-11.6	-13.0
- Oxford	279	263	250	273	266	-4.7	-2.6
- Somerset	355	323	326	354	352	- .9	- .6
- Waldo	<u>198</u>	<u>215</u>	<u>207</u>	<u>183</u>	<u>143</u>	<u>-27.8</u>	<u>-21.9</u>
<u>Sub Total:</u>	3,102	3,358	3,337	3,284	3,119	.6	-5.0
<u>REGION III:</u>							
- Aroostook	468	528	558	506	542	15.8	7.1
- Hancock	326	361	353	358	379	16.3	5.9
- Penobscot	970	1,070	1,052	1,105	948	-2.3	-14.2
- Piscataquis	66	61	64	57	49	-25.8	-14.0
- Washington	<u>223</u>	<u>260</u>	<u>266</u>	<u>217</u>	<u>212</u>	<u>-4.9</u>	<u>-2.3</u>
<u>Sub Total:</u>	2,053	2,280	2,293	2,243	2,130	3.8	-5.0
<u>STATE TOTAL:</u>	8,531	8,996	9,256	9,474	9,389	10.1	- .9

*Includes cases filed and refiled.

SUPERIOR COURT
CIVIL FILINGS AND DISPOSITIONS
BY TYPE OF CASE *
1978 - 1982

<u>STATE TOTALS</u>	<u>F I L I N G S</u>					<u>D I S P O S I T I O N S</u>				
	<u>1978</u>	<u>1979</u>	<u>1980</u>	<u>1981</u>	<u>1982</u>	<u>1978</u>	<u>1979</u>	<u>1980</u>	<u>1981</u>	<u>1982</u>
Damages	946	1,163	1,091	872	932	753	873	957	919	866
Personal Injury	858	955	984	1,050	1,094	870	849	873	922	1,035
Contract	1,317	1,427	1,348	1,459	1,493	1,088	1,254	1,323	1,363	1,475
Divorce	516	497	482	539	452	505	438	474	524	482
Traffic Infraction Appeals	33	43	30	43	41	26	40	34	33	40
Habeas Corpus	77	78	51	23	11	66	74	72	45	24
Appeals from District Ct.	180	209	183	279	224	238	202	210	257	241
Other	<u>2,535</u>	<u>2,085</u>	<u>2,274</u>	<u>2,100</u>	<u>1,811</u>	<u>2,377</u>	<u>2,262</u>	<u>2,240</u>	<u>2,084</u>	<u>1,980</u>
TOTAL	6,462	6,457	6,443	6,365	6,058	5,923	5,992	6,183	6,147	6,143

PERCENTAGE OF CIVIL FILINGS**
BY TYPE OF CASE

	<u>1978</u>	<u>1979</u>	<u>1980</u>	<u>1981</u>	<u>1982</u>
Damages	14.6	18.0	16.9	13.7	15.4
Personal Injury	13.3	14.8	15.3	16.5	18.1
Contract	20.4	22.1	20.9	22.9	24.7
Divorce	8.0	7.7	7.5	8.5	7.5
Traffic Infraction Appeals	.5	.7	.5	.7	.7
Habeas Corpus	1.2	1.2	.8	.4	.2
Appeals from District Court	2.8	3.2	2.8	4.4	3.7
Other	39.2	32.3	35.3	33.0	29.9
TOTAL	100.0	100.0	100.0	100.0	100.0

*Types of cases are defined on page 85 of this report.

**Percentages may not total 100.0 due to rounding.

SUPERIOR COURT
CIVIL FILINGS AND DISPOSITIONS

TABLE SC-8
(cont.)

BY TYPE OF CASE *

1978 - 1982

R E G I O N I	F I L I N G S					D I S P O S I T I O N S				
	1978	1979	1980	1981	1982	1978	1979	1980	1981	1982
<u>CUMBERLAND</u>										
Court										
Damages	232	313	401	235	267	222	231	250	257	238
Personal Injury	180	232	147	217	220	233	220	164	174	195
Contract	267	346	380	378	374	213	266	324	353	329
Divorce	136	123	177	175	150	110	119	121	150	143
Traffic Infraction Appeals	2	11	9	11	12	-	10	8	8	5
Habeas Corpus	19	12	10	6	1	16	10	13	8	4
Appeals from District Ct.	34	39	23	64	53	68	48	34	63	46
Other	601	366	429	522	451	554	544	447	419	460
TOTAL	1,471	1,442	1,576	1,608	1,528	1,416	1,448	1,361	1,432	1,420
<u>LINCOLN</u>										
Court										
Damages	26	24	34	27	24	29	32	18	24	22
Personal Injury	18	15	19	19	24	18	14	19	14	16
Contract	22	23	21	24	25	21	25	20	17	21
Divorce	6	11	7	4	4	9	5	8	6	6
Traffic Infraction Appeals	5	3	-	2	3	5	2	1	-	3
Habeas Corpus	3	-	2	-	-	1	1	2	1	-
Appeals from District Ct.	4	5	5	11	11	3	4	7	5	10
Other	64	50	48	48	61	82	56	45	36	66
TOTAL	148	131	136	135	152	168	139	120	103	144
<u>SAGADAHOC</u>										
Court										
Damages	31	21	14	16	7	14	30	19	13	9
Personal Injury	24	33	34	32	24	15	26	27	35	23
Contract	51	39	41	22	21	20	49	42	30	33
Divorce	6	4	6	11	8	5	4	8	11	4
Traffic Infraction Appeals	1	2	2	5	7	1	1	1	4	9
Habeas Corpus	2	1	1	-	-	-	2	1	-	1
Appeals from District Ct.	9	6	5	6	4	9	6	7	6	4
Other	40	45	32	44	39	38	53	30	33	40
TOTAL	164	151	135	136	110	102	171	135	132	123
<u>YORK</u>										
Court										
Damages	83	77	99	108	120	77	68	90	85	93
Personal Injury	38	42	104	130	143	91	70	63	72	117
Contract	60	69	49	189	254	54	75	58	86	179
Divorce	44	49	42	48	31	39	39	47	46	40
Traffic Infraction Appeals	6	3	10	5	8	9	3	10	3	7
Habeas Corpus	9	4	4	2	-	6	7	5	3	-
Appeals from District Ct.	12	19	36	56	35	19	25	35	49	39
Other	389	388	435	271	199	268	348	434	356	225
TOTAL	641	651	779	809	790	563	635	742	700	700

*Types of cases are defined on page 85 of this report.

SUPERIOR COURT
CIVIL FILINGS AND DISPOSITIONS

TABLE SC-8
(cont.)

BY TYPE OF CASE *

1978 - 1982

R E G I O N I I	F I L I N G S					D I S P O S I T I O N S				
	1978	1979	1980	1981	1982	1978	1979	1980	1981	1982
<u>ANDROSCOGGIN</u>										
Court										
Damages	135	176	122	80	95	106	114	144	98	92
Personal Injury	122	135	156	131	160	97	93	117	128	159
Contract	126	130	114	156	116	135	114	119	141	127
Divorce	24	37	31	26	26	34	27	30	31	27
Traffic Infraction Appeals	1	3	1	-	1	1	1	2	-	1
Habeas Corpus	2	8	2	-	-	2	5	4	1	-
Appeals from District Ct.	12	18	11	15	6	10	17	9	16	10
Other	179	198	193	216	185	193	152	169	185	186
TOTAL	601	705	630	624	589	578	523	594	600	602
<u>FRANKLIN</u>										
Court										
Damages	14	21	15	15	4	20	9	13	22	10
Personal Injury	16	17	20	19	22	9	16	11	14	21
Contract	36	42	45	51	28	46	44	25	51	45
Divorce	11	27	26	44	29	8	14	26	30	46
Traffic Infraction Appeals	1	1	1	2	1	-	2	-	3	1
Habeas Corpus	3	1	-	-	-	2	2	-	-	-
Appeals from District Ct.	11	4	13	1	6	13	5	4	9	5
Other	36	26	37	37	45	35	22	33	24	30
TOTAL	128	139	157	169	135	133	114	112	153	158
<u>KENNEBEC</u>										
Court										
Damages	101	131	52	46	51	61	82	108	74	57
Personal Injury	102	92	79	72	55	100	77	94	92	85
Contract	139	166	128	122	118	132	129	159	151	123
Divorce	31	26	21	24	23	29	21	25	23	19
Traffic Infraction Appeals	7	7	4	-	-	3	17	1	4	-
Habeas Corpus	5	5	5	1	-	4	3	3	10	2
Appeals from District Ct.	35	24	7	25	36	28	26	25	14	38
Other	395	322	400	341	340	373	374	362	354	345
TOTAL	815	773	696	631	623	730	729	777	722	669
<u>KNOX</u>										
Court										
Damages	31	50	40	45	30	27	31	33	37	36
Personal Injury	24	23	30	21	31	33	25	30	39	30
Contract	40	51	55	44	35	31	49	53	56	50
Divorce	4	19	6	8	6	3	10	10	6	10
Traffic Infraction Appeals	2	4	-	5	2	2	1	3	4	3
Habeas Corpus	11	9	5	3	3	12	10	7	6	5
Appeals from District Ct.	2	8	8	11	8	7	2	13	11	9
Other	62	50	46	56	49	50	50	44	63	55
TOTAL	176	214	190	193	164	165	178	193	222	198

*Types of cases are defined on page 85 of this report.

SUPERIOR COURT
CIVIL FILINGS AND DISPOSITIONS

TABLE SC-8
(cont.)

BY TYPE OF CASE *

1978 - 1982

R E G I O N	F I L I N G S					D I S P O S I T I O N S				
	1978	1979	1980	1981	1982	1978	1979	1980	1981	1982
<u>OXFORD</u> Court										
Damages	34	21	21	14	32	28	44	34	19	25
Personal Injury	31	23	29	36	47	24	26	26	23	32
Contract	65	57	56	46	51	33	41	59	42	58
Divorce	20	12	21	19	13	21	15	19	22	16
Traffic Infraction Appeals	2	2	1	-	-	-	-	4	-	1
Habeas Corpus	2	2	2	-	-	1	2	2	-	1
Appeals from District Ct.	4	7	21	23	11	4	3	10	16	25
Other	<u>57</u>	<u>55</u>	<u>60</u>	<u>61</u>	<u>51</u>	<u>70</u>	<u>64</u>	<u>70</u>	<u>54</u>	<u>54</u>
TOTAL	215	179	211	199	205	181	195	224	176	212
<u>SOMERSET</u> Court										
Damages	57	55	44	36	46	26	42	56	47	43
Personal Injury	26	54	43	50	55	26	39	32	38	48
Contract	63	41	71	113	80	60	82	56	71	93
Divorce	78	74	78	93	83	94	78	82	99	81
Traffic Infraction Appeals	-	-	-	-	-	-	-	-	-	-
Habeas Corpus	7	4	6	4	-	7	4	10	4	1
Appeals from District Ct.	7	4	-	-	-	12	2	5	1	-
Other	<u>45</u>	<u>37</u>	<u>29</u>	<u>20</u>	<u>26</u>	<u>54</u>	<u>54</u>	<u>27</u>	<u>28</u>	<u>26</u>
TOTAL	283	269	271	316	290	279	301	268	288	292
<u>WALDO</u> Court										
Damages	10	26	17	22	22	16	13	13	26	17
Personal Injury	30	20	16	18	22	17	22	22	19	21
Contract	51	30	39	24	28	27	44	40	29	44
Divorce	6	5	10	9	-	8	6	7	10	5
Traffic Infraction Appeals	-	-	-	-	-	-	-	-	-	-
Habeas Corpus	1	2	-	1	-	1	2	-	1	-
Appeals from District Ct.	5	6	4	2	4	12	4	3	4	3
Other	<u>63</u>	<u>58</u>	<u>44</u>	<u>41</u>	<u>18</u>	<u>57</u>	<u>39</u>	<u>53</u>	<u>52</u>	<u>44</u>
TOTAL	166	147	130	117	94	138	130	138	141	134

*Types of cases are defined on page 85 of this report.

SUPERIOR COURT
CIVIL FILINGS AND DISPOSITIONS BY TYPE OF CASE *

TABLE SC-8
(cont.)

1978 - 1982

R E G I O N	F I L I N G S					D I S P O S I T I O N S				
	1978	1979	1980	1981	1982	1978	1979	1980	1981	1982
<u>AROOSTOOK</u>										
Court										
Damages	79	79	80	92	115	40	68	67	79	93
Personal Injury	53	61	101	81	84	49	47	64	85	77
Contract	59	88	32	46	106	29	49	42	52	64
Divorce	19	14	7	12	10	23	10	14	14	10
Traffic Infraction Appeals	-	-	-	1	-	-	-	-	-	1
Habeas Corpus	3	5	1	1	-	6	5	5	3	-
Appeals from District Ct.	8	11	5	2	10	17	12	12	7	7
Other	177	96	134	76	36	215	103	126	123	73
TOTAL	398	354	360	311	361	379	294	330	363	325
<u>HANCOCK</u>										
Court										
Damages	21	31	37	46	16	18	22	23	30	30
Personal Injury	31	37	31	29	37	28	37	32	21	23
Contract	51	76	47	43	71	62	52	55	54	47
Divorce	58	21	13	26	19	70	32	19	20	25
Traffic Infraction Appeals	2	1	1	1	-	2	-	2	-	-
Habeas Corpus	3	5	2	1	-	2	2	4	2	-
Appeals from District Ct.	3	4	8	13	2	1	5	8	9	5
Other	110	99	86	52	66	79	89	90	70	60
TOTAL	279	274	225	211	211	262	239	233	206	190
<u>PENOBSCOT</u>										
Court										
Damages	62	106	100	70	86	51	64	70	85	83
Personal Injury	130	140	138	167	143	106	110	143	129	167
Contract	242	217	214	164	144	186	204	214	170	223
Divorce	57	46	24	25	42	43	39	43	34	36
Traffic Infraction Appeals	4	3	1	10	6	3	2	2	4	8
Habeas Corpus	6	16	10	3	7	5	16	14	4	10
Appeals from District Ct.	23	36	28	27	30	25	24	25	25	29
Other	222	220	203	224	186	236	225	225	186	245
TOTAL	746	784	718	690	644	655	684	736	637	801
<u>PISCATAQUIS</u>										
Court										
Damages	8	8	2	2	11	7	7	6	5	4
Personal Injury	5	6	13	6	5	8	6	4	8	9
Contract	14	5	11	7	7	14	8	9	11	9
Divorce	3	3	3	5	3	1	4	1	5	4
Traffic Infraction Appeals	-	-	-	1	1	-	-	-	1	1
Habeas Corpus	1	1	-	-	-	-	-	1	1	-
Appeals from District Ct.	2	9	3	9	3	2	10	6	7	4
Other	18	19	18	19	10	17	21	20	18	17
TOTAL	51	51	50	49	40	49	56	47	56	48
<u>WASHINGTON</u>										
Court										
Damages	22	24	13	18	6	11	16	13	18	14
Personal Injury	28	25	24	22	22	16	21	25	31	12
Contract	31	47	45	30	35	25	23	48	49	30
Divorce	13	26	10	10	5	8	15	14	17	10
Traffic Infraction Appeals	-	3	-	-	-	-	1	-	2	-
Habeas Corpus	-	3	1	1	-	1	3	1	1	-
Appeals from District Ct.	9	9	6	14	5	8	9	7	15	7
Other	77	56	80	72	49	56	68	65	83	54
TOTAL	180	193	179	167	122	125	156	173	216	127

*Types of cases are defined on page 85 of this report.

SUPERIOR COURT
CIVIL DISPOSITIONS BY TYPE OF DISPOSITION*

<u>TYPE OF DISPOSITION</u>	<u>1981 NO. DISPOSED</u>	<u>PERCENT OF DISPOSITIONS</u>	<u>1982 NO. DISPOSED</u>	<u>PERCENT OF DISPOSITIONS</u>
<u>S T A T E T O T A L</u>				
- Default Judgment	293	4.8	240	3.9
- Rule 41 (a)	2,809	45.7	2,779	45.2
- Rule 41 (b)	731	11.9	925	15.1
- Dismissal	170	2.8	172	2.8
- Summary Judgment	287	4.7	293	4.8
- Final Order	569	9.3	428	7.0
- Divorce Decree	375	6.1	341	5.6
- Appeal Sustained	41	.7	45	.7
- Appeal Denied	187	3.0	166	2.7
- Writ Denied	12	.2	4	.1
- Writ Granted	4	.1	4	.1
- Court Finding	158	2.6	129	2.1
- Jury Verdict	153	2.5	165	2.7
- Directed Verdict	8	.1	10	.2
- Multiple Judgments	24	.4	40	.7
- Other	<u>326</u>	<u>5.3</u>	<u>402</u>	<u>6.5</u>
TOTAL	6,147	100.0	6,143	100.0

- * - Includes the disposition of cases filed and refiled.
- Percentages may not total 100.0 due to rounding.
- Types of dispositions are defined on Page 85 of this report.

SUPERIOR COURT
CIVIL DISPOSITIONS BY TYPE OF DISPOSITION*

<u>TYPE OF DISPOSITION</u>	<u>1981 NO. DISPOSED</u>	<u>PERCENT OF DISPOSITIONS</u>	<u>1982 NO. DISPOSED</u>	<u>PERCENT OF DISPOSITIONS</u>
<u>REGION 1 - Cumberland</u>				
- Default Judgment	85	5.9	62	4.4
- Rule 41 (a)	645	45.0	697	49.1
- Rule 41 (b)	138	9.6	210	14.8
- Dismissal	41	2.9	42	3.0
- Summary Judgment	71	5.0	69	4.9
- Final Order	114	8.0	26	1.8
- Divorce Decree	125	8.7	110	7.7
- Appeal Sustained	12	.8	14	1.0
- Appeal Denied	55	3.8	36	2.5
- Writ Denied	3	.2	-	-
- Writ Granted	3	.2	-	-
- Court Finding	17	1.2	9	.6
- Jury Verdict	36	2.5	27	1.9
- Directed Verdict	1	.1	2	.1
- Multiple Judgments	3	.2	8	.6
- Other	<u>83</u>	<u>5.8</u>	<u>108</u>	<u>7.6</u>
TOTAL	1,432	100.0	1,420	100.0
<u>REGION 1 - Lincoln</u>				
- Default Judgment	5	4.9	4	2.8
- Rule 41 (a)	54	52.4	72	50.0
- Rule 41 (b)	7	6.8	16	11.1
- Dismissal	-	-	2	1.4
- Summary Judgment	14	13.6	12	8.3
- Final Order	4	3.9	-	-
- Divorce Decree	5	4.9	3	2.1
- Appeal Sustained	-	-	-	-
- Appeal Denied	4	3.9	11	7.6
- Writ Denied	-	-	-	-
- Writ Granted	-	-	-	-
- Court Finding	4	3.9	6	4.2
- Jury Verdict	4	3.9	3	2.1
- Directed Verdict	-	-	-	-
- Multiple Judgments	1	1.0	12	8.3
- Other	<u>1</u>	<u>1.0</u>	<u>3</u>	<u>2.1</u>
TOTAL	103	100.0	144	100.0

* - Includes the disposition of cases filed and refiled.
 - Percentages may not total 100.0 due to rounding.
 - Types of dispositions are defined on Page 35 of this report.

SUPERIOR COURT
CIVIL DISPOSITIONS BY TYPE OF DISPOSITION*

<u>TYPE OF DISPOSITION</u>	<u>1981 NO. DISPOSED</u>	<u>PERCENT OF DISPOSITIONS</u>	<u>1982 NO. DISPOSED</u>	<u>PERCENT OF DISPOSITIONS</u>
<u>REGION 1 - Sagadahoc</u>				
- Default Judgment	4	3.0	1	.8
- Rule 41 (a)	68	51.5	50	40.7
- Rule 41 (b)	14	10.6	20	16.3
- Dismissal	-	-	4	3.3
- Summary Judgment	5	3.8	7	5.7
- Final Order	4	3.0	7	5.7
- Divorce Decree	8	6.1	2	1.6
- Appeal Sustained	-	-	-	-
- Appeal Denied	6	4.5	12	9.8
- Writ Denied	-	-	-	-
- Writ Granted	-	-	-	-
- Court Finding	6	4.5	7	5.7
- Jury Verdict	5	3.8	3	2.4
- Directed Verdict	1	.8	-	-
- Multiple Judgments	-	-	-	-
- Other	<u>11</u>	<u>8.3</u>	<u>10</u>	<u>8.1</u>
TOTAL	132	100.0	123	100.0
<u>REGION 1 - York</u>				
- Default Judgment	26	3.7	28	4.0
- Rule 41 (a)	301	43.0	313	44.7
- Rule 41 (b)	83	11.9	41	5.9
- Dismissal	15	2.1	17	2.4
- Summary Judgment	50	7.1	65	9.3
- Final Order	54	7.7	58	8.3
- Divorce Decree	35	5.0	28	4.0
- Appeal Sustained	8	1.1	4	.6
- Appeal Denied	35	5.0	28	4.0
- Writ Denied	-	-	-	-
- Writ Granted	-	-	-	-
- Court Finding	24	3.4	23	3.3
- Jury Verdict	23	3.3	23	3.3
- Directed Verdict	-	-	2	.3
- Multiple Judgments	-	-	-	-
- Other	<u>46</u>	<u>6.6</u>	<u>70</u>	<u>10.0</u>
TOTAL	700	100.0	700	100.0

* - Includes the disposition of cases filed and refiled.
 - Percentages may not total 100.0 due to rounding.
 - Types of dispositions are defined on Page 85 of this report.

SUPERIOR COURT
CIVIL DISPOSITIONS BY TYPE OF DISPOSITION*

<u>TYPE OF DISPOSITION</u>	<u>1981 NO. DISPOSED</u>	<u>PERCENT OF DISPOSITIONS</u>	<u>1982 NO. DISPOSED</u>	<u>PERCENT OF DISPOSITIONS</u>
<u>REGION II - Androscoggin</u>				
- Default Judgment	38	6.3	22	3.7
- Rule 41 (a)	310	51.7	290	48.2
- Rule 41 (b)	48	8.0	110	18.3
- Dismissal	20	3.3	10	1.7
- Summary Judgment	17	2.8	23	3.8
- Final Order	71	11.8	60	10.0
- Divorce Decree	23	3.8	18	3.0
- Appeal Sustained	1	.2	2	.3
- Appeal Denied	6	1.0	3	.5
- Writ Denied	-	-	-	-
- Writ Granted	-	-	-	-
- Court Finding	16	2.7	7	1.2
- Jury Verdict	15	2.5	21	3.5
- Directed Verdict	-	-	1	.2
- Multiple Judgments	4	.7	4	.7
- Other	<u>31</u>	<u>5.2</u>	<u>31</u>	<u>5.1</u>
TOTAL	600	100.0	602	100.0
<u>REGION II - Franklin</u>				
- Default Judgment	9	5.9	5	3.2
- Rule 41 (a)	58	37.9	47	29.7
- Rule 41 (b)	27	17.6	31	19.6
- Dismissal	2	1.3	4	2.5
- Summary Judgment	8	5.2	5	3.2
- Final Order	1	.7	-	-
- Divorce Decree	20	13.1	39	24.7
- Appeal Sustained	2	1.3	1	.6
- Appeal Denied	8	5.2	3	1.9
- Writ Denied	-	-	-	-
- Writ Granted	-	-	1	.6
- Court Finding	2	1.3	1	.6
- Jury Verdict	6	3.9	6	3.8
- Directed Verdict	-	-	-	-
- Multiple Judgments	-	-	-	-
- Other	<u>10</u>	<u>6.5</u>	<u>15</u>	<u>9.5</u>
TOTAL	153	100.0	158	100.0

* - Includes the disposition of cases filed and refiled.
 - Percentages may not total 100.0 due to rounding.
 - Types of dispositions are defined on Page 85 of this report.

SUPERIOR COURT
CIVIL DISPOSITIONS BY TYPE OF DISPOSITION*

<u>TYPE OF DISPOSITION</u>	<u>1981 NO. DISPOSED</u>	<u>PERCENT OF DISPOSITIONS</u>	<u>1982 NO. DISPOSED</u>	<u>PERCENT OF DISPOSITIONS</u>
<u>REGION I - Kennebec</u>				
- Default Judgment	11	1.5	27	4.0
- Rule 41 (a)	314	43.5	267	39.9
- Rule 41 (b)	142	19.7	119	17.8
- Dismissal	17	2.4	27	4.0
- Summary Judgment	16	2.2	17	2.5
- Final Order	127	17.6	99	14.8
- Divorce Decree	15	2.1	16	2.4
- Appeal Sustained	1	.1	6	.9
- Appeal Denied	14	1.9	20	3.0
- Writ Denied	-	-	2	.3
- Writ Granted	-	-	-	-
- Court Finding	17	2.4	9	1.3
- Jury Verdict	13	1.8	22	3.3
- Directed Verdict	1	.1	2	.3
- Multiple Judgments	7	1.0	5	.7
- Other	<u>27</u>	<u>3.7</u>	<u>31</u>	<u>4.6</u>
TOTAL	722	100.0	669	100.0
<u>REGION II - Knox</u>				
- Default Judgment	7	3.2	7	3.5
- Rule 41 (a)	87	39.2	79	39.9
- Rule 41 (b)	49	22.1	36	18.2
- Dismissal	15	6.8	6	3.0
- Summary Judgment	10	4.5	7	3.5
- Final Order	4	1.8	-	-
- Divorce Decree	2	.9	8	4.0
- Appeal Sustained	1	.5	1	.5
- Appeal Denied	8	3.6	4	2.0
- Writ Denied	2	.9	1	.5
- Writ Granted	-	-	-	-
- Court Finding	12	5.4	14	7.1
- Jury Verdict	7	3.2	5	2.5
- Directed Verdict	-	-	-	-
- Multiple Judgments	1	.5	-	-
- Other	<u>17</u>	<u>7.7</u>	<u>30</u>	<u>15.2</u>
TOTAL	222	100.0	198	100.0

* - Includes the disposition of cases filed and refiled.
 - Percentages may not total 100.0 due to rounding.
 - Types of dispositions are defined on Page 85 of this report.

SUPERIOR COURT
CIVIL DISPOSITIONS BY TYPE OF DISPOSITION*

<u>TYPE OF DISPOSITION</u>	<u>1981 NO. DISPOSED</u>	<u>PERCENT OF DISPOSITIONS</u>	<u>1982 NO. DISPOSED</u>	<u>PERCENT OF DISPOSITIONS</u>
<u>REGION 11 - Oxford</u>				
- Default Judgment	13	7.4	8	3.8
- Rule 41 (a)	65	36.9	72	34.0
- Rule 41 (b)	23	13.1	51	24.1
- Dismissal	3	1.7	3	1.4
- Summary Judgment	11	6.3	6	2.8
- Final Order	10	5.7	24	11.3
- Divorce Decree	15	8.5	10	4.7
- Appeal Sustained	4	2.3	-	-
- Appeal Denied	8	4.5	15	7.1
- Writ Denied	1	.6	-	-
- Writ Granted	-	-	2	.9
- Court Finding	3	1.7	7	3.3
- Jury Verdict	2	1.1	4	1.9
- Directed Verdict	-	-	-	-
- Multiple Judgments	-	-	-	-
- Other	18	10.2	10	4.7
TOTAL	176	100.0	212	100.0
<u>REGION 11 - Somerset</u>				
- Default Judgment	11	3.8	6	2.1
- Rule 41 (a)	114	39.6	122	41.8
- Rule 41 (b)	34	11.8	22	7.5
- Dismissal	6	2.1	8	2.7
- Summary Judgment	5	1.7	14	4.8
- Final Order	17	5.9	33	11.3
- Divorce Decree	76	26.4	57	19.5
- Appeal Sustained	1	.3	5	1.7
- Appeal Denied	5	1.7	7	2.4
- Writ Denied	1	.3	-	-
- Writ Granted	-	-	-	-
- Court Finding	-	-	3	1.0
- Jury Verdict	6	2.1	9	3.1
- Directed Verdict	1	.3	1	.3
- Multiple Judgments	2	.7	-	-
- Other	9	3.1	5	1.7
TOTAL	288	100.0	292	100.0

* - Includes the disposition of cases filed and refiled.
- Percentages may not total 100.0 due to rounding.
- Types of dispositions are defined on Page 85 of this report.

SUPERIOR COURT
CIVIL DISPOSITIONS BY TYPE OF DISPOSITION*

<u>TYPE OF DISPOSITION</u>	<u>1981 NO. DISPOSED</u>	<u>PERCENT OF DISPOSITIONS</u>	<u>1982 NO. DISPOSED</u>	<u>PERCENT OF DISPOSITIONS</u>
<u>REGION II - Waldo</u>				
- Default Judgment	7	5.0	12	9.0
- Rule 41 (a)	66	46.8	64	47.8
- Rule 41 (b)	20	14.2	16	11.9
- Dismissal	1	.7	2	1.5
- Summary Judgment	8	5.7	12	9.0
- Final Order	17	12.1	12	9.0
- Divorce Decree	4	2.8	3	2.2
- Appeal Sustained	-	-	-	-
- Appeal Denied	1	.7	1	.7
- Writ Denied	-	-	-	-
- Writ Granted	1	.7	-	-
- Court Finding	2	1.4	5	3.7
- Jury Verdict	4	2.8	2	1.5
- Directed Verdict	1	.7	1	.7
- Multiple Judgments	1	.7	2	1.5
- Other	<u>8</u>	<u>5.7</u>	<u>2</u>	<u>1.5</u>
TOTAL	141	100.0	134	100.0
<u>REGION III - Aroostook</u>				
- Default Judgment	17	4.7	14	4.3
- Rule 41 (a)	189	52.1	166	51.1
- Rule 41 (b)	63	17.4	45	13.8
- Dismissal	2	.6	3	.9
- Summary Judgment	10	2.8	15	4.6
- Final Order	46	12.7	39	12.0
- Divorce Decree	6	1.7	7	2.2
- Appeal Sustained	-	-	-	-
- Appeal Denied	1	.3	2	.6
- Writ Denied	-	-	-	-
- Writ Granted	-	-	-	-
- Court Finding	4	1.1	7	2.2
- Jury Verdict	5	1.4	17	5.2
- Directed Verdict	-	-	-	-
- Multiple Judgments	1	.3	-	-
- Other	<u>19</u>	<u>5.2</u>	<u>10</u>	<u>3.1</u>
TOTAL	363	100.0	325	100.0

- * - Includes the disposition of cases filed and refiled.
- Percentages may not total 100.0 due to rounding.
- Types of dispositions are defined on Page 85 of this report.

SUPERIOR COURT
CIVIL DISPOSITIONS BY TYPE OF DISPOSITION*

<u>TYPE OF DISPOSITION</u>	<u>1981 NO. DISPOSED</u>	<u>PERCENT OF DISPOSITIONS</u>	<u>1982 NO. DISPOSED</u>	<u>PERCENT OF DISPOSITIONS</u>
<u>REGION III - Hancock</u>				
- Default Judgment	9	4.4	11	5.8
- Rule 41 (a)	97	47.1	83	43.7
- Rule 41 (b)	27	13.1	19	10.0
- Dismissal	7	3.4	5	2.6
- Summary Judgment	10	4.9	12	6.3
- Final Order	7	3.4	13	6.8
- Divorce Decree	8	3.9	10	5.3
- Appeal Sustained	-	-	1	.5
- Appeal Denied	5	2.4	6	3.2
- Writ Denied	1	.5	-	-
- Writ Granted	-	-	-	-
- Court Finding	7	3.4	1	.5
- Jury Verdict	6	2.9	3	1.6
- Directed Verdict	-	-	1	.5
- Multiple Judgments	-	-	2	1.1
- Other	<u>22</u>	<u>10.7</u>	<u>23</u>	<u>12.1</u>
TOTAL	206	100.0	190	100.0
<u>REGION III - Penobscot</u>				
- Default Judgment	38	6.0	19	2.4
- Rule 41 (a)	329	51.6	384	47.9
- Rule 41 (b)	29	4.6	180	22.5
- Dismissal	19	3.0	33	4.1
- Summary Judgment	30	4.7	10	1.2
- Final Order	82	12.9	55	6.9
- Divorce Decree	24	3.8	21	2.6
- Appeal Sustained	4	.6	8	1.0
- Appeal Denied	16	2.5	10	1.2
- Writ Denied	2	.3	1	.1
- Writ Granted	-	-	1	.1
- Court Finding	35	5.5	20	2.5
- Jury Verdict	14	2.2	14	1.7
- Directed Verdict	3	.5	-	-
- Multiple Judgments	2	.3	7	.9
- Other	<u>10</u>	<u>1.6</u>	<u>38</u>	<u>4.7</u>
TOTAL	637	100.0	801	100.0

* - Includes the disposition of cases filed and refiled.
 - Percentages may not total 100.0 due to rounding.
 - Types of dispositions are defined on Page 85 of this report.

SUPERIOR COURT
CIVIL DISPOSITIONS BY TYPE OF DISPOSITION*

<u>TYPE OF DISPOSITION</u>	<u>1981 NO. DISPOSED</u>	<u>PERCENT OF DISPOSITIONS</u>	<u>1982 NO. DISPOSED</u>	<u>PERCENT OF DISPOSITIONS</u>
<u>REGION III - Piscataquis</u>				
- Default Judgment	1	1.8	3	6.3
- Rule 41 (a)	22	39.3	22	45.8
- Rule 41 (b)	9	16.1	4	8.3
- Dismissal	3	5.4	-	-
- Summary Judgment	1	1.8	-	-
- Final Order	2	3.6	-	-
- Divorce Decree	2	3.6	3	6.3
- Appeal Sustained	5	8.9	-	-
- Appeal Denied	5	8.9	2	4.2
- Writ Denied	1	1.8	-	-
- Writ Granted	-	-	-	-
- Court Finding	-	-	2	4.2
- Jury Verdict	-	-	2	4.2
- Directed* Verdict	-	-	-	-
- Multiple Judgments	-	-	-	-
- Other	<u>5</u>	<u>8.9</u>	<u>10</u>	<u>20.8</u>
TOTAL	56	100.0	48	100.0
<u>REGION III - Washington</u>				
- Default Judgment	12	5.6	11	8.7
- Rule 41 (a)	90	41.7	51	40.2
- Rule 41 (b)	18	8.3	5	3.9
- Dismissal	19	8.8	6	4.7
- Summary Judgment	21	9.7	19	15.0
- Final Order	9	4.2	2	1.6
- Divorce Decree	7	3.2	6	4.7
- Appeal Sustained	2	.9	3	2.4
- Appeal Denied	10	4.6	6	4.7
- Writ Denied	1	.5	-	-
- Writ Granted	-	-	-	-
- Court Finding	9	4.2	8	6.3
- Jury Verdict	7	3.2	4	3.1
- Directed Verdict	-	-	-	-
- Multiple Judgments	2	.9	-	-
- Other	<u>9</u>	<u>4.2</u>	<u>6</u>	<u>4.7</u>
TOTAL	216	100.0	127	100.0

- * - Includes the disposition of cases filed and refiled.
 - Percentages may not total 100.0 due to rounding.
 - Types of dispositions are defined on Page 85 of this report.

SUPERIOR COURT
CIVIL JURY TRIALS

	<u>1978</u>		<u>1979</u>		<u>1980</u>		<u>1981</u>		<u>1982</u>	
	<u>No. of Trials</u>	<u>No. of Days</u>	<u>No. of Trials</u>	<u>No. of Days</u>	<u>No. of Trials</u>	<u>No. of Days</u>	<u>No. of Trials</u>	<u>No. of Days</u>	<u>No. of Trials</u>	<u>No. of Days</u>
<u>REGION I:</u>										
- Cumberland	34	63.0	43	82.5	32	88.0	34	79.0	31	92.5
- Lincoln	11	20.0	6	8.5	4	8.0	4	12.5	4	11.0
- Sagadahoc	3	9.0	3	5.5	8	15.0	6	15.0	5	21.5
- York	<u>35</u>	<u>79.5</u>	<u>26</u>	<u>41.0</u>	<u>19</u>	<u>47.0</u>	<u>26</u>	<u>64.5</u>	<u>27</u>	<u>60.0</u>
<u>Sub Total:</u>	83	171.5	78	137.5	63	158.0	70	171.0	67	185.0
<u>REGION II:</u>										
- Androscoggin	11	19.0	7	30.0	11	16.0	16	33.0	26	65.5
- Franklin	3	6.5	2	2.0	2	4.0	7	15.5	8	11.5
- Kennebec	14	26.5	7	12.5	15	26.0	18	67.5	22	52.0
- Knox	4	9.0	8	21.5	8	13.5	8	34.0	7	21.5
- Oxford	2	3.5	3	6.0	4	11.0	1	1.5	5	9.0
- Somerset	8	20.5	9	18.5	10	13.5	8	12.5	11	26.5
- Waldo	<u>5</u>	<u>9.5</u>	<u>6</u>	<u>11.0</u>	<u>3</u>	<u>8.5</u>	<u>5</u>	<u>9.5</u>	<u>4</u>	<u>8.0</u>
<u>Sub Total:</u>	47	94.5	42	101.5	53	92.5	63	173.5	83	194.0
<u>REGION III:</u>										
- Aroostook	9	13.0	8	19.0	9	23.0	6	17.5	19	45.0
- Hancock	5	8.5	7	9.5	6	10.5	6	13.5	5	12.0
- Penobscot	11	20.5	6	14.5	15	30.5	19	30.5	20	39.5
- Piscataquis	1	1.0	0	0	0	0	0	0	2	5.0
- Washington	<u>6</u>	<u>13.0</u>	<u>3</u>	<u>5.0</u>	<u>9</u>	<u>17.0</u>	<u>8</u>	<u>14.5</u>	<u>4</u>	<u>8.0</u>
<u>Sub Total:</u>	32	56.0	24	48.0	39	81.0	39	76.0	50	109.5
<u>STATE TOTAL</u>	162	322.0	144	28.7	155	331.5	172	420.5	200	488.5

SUPERIOR COURT
CIVIL NON-JURY TRIALS

	1978		1979		1980		1981		1982	
	No. of Trials	No. of Days	No. of Trials	No. of Days	No. of Trials	No. of Days	No. of Trials	No. of Days	No. of Trials	No. of Days
<u>REGION I:</u>										
- Cumberland	64	50.0	35	32.0	31	29.0	31	39.5	24	25.5
- Lincoln	22	14.5	7	5.0	7	5.0	8	8.0	10	5.5
- Sagadahoc	9	5.0	6	7.0	3	1.5	6	5.5	8	8.0
- York	49	49.5	31	32.0	51	47.5	33	27.0	26	26.0
<u>Sub Total:</u>	144	119.0	79	76.0	92	83.0	78	80.0	68	65.0
<u>REGION II:</u>										
- Androscoggin	39	32.5	14	12.5	30	25.5	22	15.0	10	6.5
- Franklin	16	15.0	10	6.0	9	6.0	6	7.5	1	1.0
- Kennebec	34	34.0	11	9.0	27	26.0	30	32.0	16	26.0
- Knox	5	4.0	16	14.0	26	15.5	25	16.5	23	17.0
- Oxford	5	3.0	5	3.5	4	2.5	4	3.0	8	5.0
- Somerset	12	7.5	6	4.5	28	17.5	13	7.0	5	5.5
- Waldo	5	4.5	7	6.5	3	3.0	4	4.0	5	3.0
<u>Sub Total:</u>	116	100.5	69	56.0	127	96.0	104	85.0	68	64.0
<u>REGION III:</u>										
- Aroostook	6	5.5	7	6.0	1	1.0	8	7.0	10	6.5
- Hancock	19	17.5	11	15.5	23	19.5	7	6.0	3	3.0
- Penobscot	24	27.0	25	24.5	32	26.0	42	41.0	29	24.5
- Piscataquis	3	4.0	6	4.0	6	3.5	0	0	3	1.5
- Washington	7	7.0	15	14.0	7	5.0	15	11.5	11	6.0
<u>Sub Total:</u>	59	61.0	64	64.0	69	55.0	72	65.5	56	41.5
<u>STATE TOTAL</u>	319	280.5	212	196.0	238	234.0	254	230.5	192	170.5

SUPERIOR COURT
CIVIL CASELOAD TIME REPORT
1978 -- 1982

AVERAGE NUMBER OF DAYS FROM FILING OR REFILING TO DISPOSITION

	<u>1978</u>	<u>1979</u>	<u>1980</u>	<u>1981</u>	<u>1982</u>
<u>REGION I:</u>					
- Cumberland	510	542	517	498	575
- Lincoln	328	386	405	454	491
- Sagadahoc	319	545	486	503	540
- York	451	543	526	498	441
<u>REGION II:</u>					
- Androscoggin	422	444	510	547	620
- Franklin	453	360	269	611	549
- Kennebec	424	503	570	581	589
- Knox	476	503	554	615	520
- Oxford	420	444	562	462	573
- Somerset	366	479	514	394	422
- Waldo	473	443	495	581	583
<u>REGION III:</u>					
- Aroostook	389	463	581	574	503
- Hancock	394	451	452	569	536
- Penobscot	362	484	494	448	614
- Piscataquis	358	599	432	519	488
- Washington	341	458	493	524	417
<u>STATE TOTAL</u>	<u>430</u>	<u>496</u>	<u>516</u>	<u>518</u>	<u>550</u>

SUPERIOR COURT
CIVIL CASELOAD TIME REPORT
1982

NUMBER OF CASES FROM FILING OR REFILING TO PRE-TRIAL MEMO

	<u>0-90</u> <u>Days</u>	<u>91-180</u> <u>Days</u>	<u>181-270</u> <u>Days</u>	<u>271-</u> <u>1 Yr.</u>	<u>1 Yr.-</u> <u>Up</u>	<u>Average</u> <u># of Days</u>
<u>REGION I:</u>						
- Cumberland	32	27	26	23	60	371
- Lincoln	10	9	3	5	8	237
- Sagadahoc	5	6	2	6	12	383
- York	46	37	32	23	89	363
<u>REGION II:</u>						
- Androscoggin	41	35	37	24	53	296
- Franklin	9	13	8	3	14	299
- Kennebec	22	29	18	24	63	404
- Knox	13	16	6	6	14	340
- Oxford	10	6	7	7	13	344
- Somerset	8	13	10	4	22	367
- Waldo	9	4	6	4	17	423
<u>REGION III:</u>						
- Aroostook	43	20	14	17	35	294
- Hancock	11	14	9	2	15	392
- Penobscot	17	23	9	9	17	280
- Piscataquis	3	6	2	1	5	319
- Washington	7	9	5	3	14	381
<u>STATE TOTAL</u>	<u>286</u>	<u>267</u>	<u>194</u>	<u>161</u>	<u>451</u>	<u>345</u>

NUMBER OF CASES FROM PRE-TRIAL MEMO TO PRE-TRIAL CONFERENCE

	<u>0-90</u> <u>Days</u>	<u>91-180</u> <u>Days</u>	<u>181-270</u> <u>Days</u>	<u>271-</u> <u>1 Yr.</u>	<u>1 Yr.-</u> <u>Up</u>	<u>Average</u> <u># of Days</u>
<u>REGION I:</u>						
- Cumberland	6	12	18	40	32	330
- Lincoln	22	9	-	-	1	92
- Sagadahoc	16	9	1	-	-	90
- York	24	67	50	10	13	195
<u>REGION II:</u>						
- Androscoggin	8	14	19	23	63	362
- Franklin	8	14	7	4	2	179
- Kennebec	58	48	9	5	3	119
- Knox	21	16	7	4	2	142
- Oxford	9	12	10	5	1	174
- Somerset	21	19	8	1	2	145
- Waldo	9	12	7	2	4	187
<u>REGION III:</u>						
- Aroostook	48	30	4	5	2	111
- Hancock	8	18	8	1	4	185
- Penobscot	26	33	1	1	5	165
- Piscataquis	10	3	-	3	-	109
- Washington	13	11	4	-	2	130
<u>STATE TOTAL</u>	<u>307</u>	<u>327</u>	<u>153</u>	<u>104</u>	<u>136</u>	<u>195</u>

SUPERIOR COURT
CIVIL CASELOAD TIME REPORT
1982

NUMBER OF CASES FROM PRE-TRIAL CONFERENCE TO JURY TRIAL

	<u>0-90 Days</u>	<u>91-180 Days</u>	<u>181-270 Days</u>	<u>271- 1 Yr.</u>	<u>1 Yr.- Up</u>	<u>Average # of Days</u>
<u>REGION I:</u>						
- Cumberland	1	5	9	4	10	354
- Lincoln	-	1	-	2	1	382
- Sagadahoc	-	2	1	-	2	337
- York	4	9	7	4	2	206
<u>REGION II:</u>						
- Androscoggin	1	3	7	2	13	528
- Franklin	2	1	1	2	2	237
- Kennebec	-	5	7	1	9	400
- Knox	1	1	-	1	4	427
- Oxford	-	2	-	-	3	445
- Somerset	2	2	3	2	2	222
- Waldo	-	-	1	1	2	464
<u>REGION III:</u>						
- Aroostook	4	2	7	1	5	330
- Hancock	-	1	-	-	4	590
- Penobscot	5	5	4	2	5	300
- Piscataquis	-	-	-	1	1	400
- Washington	1	-	3	-	-	201
<u>STATE TOTAL</u>	<u>21</u>	<u>39</u>	<u>50</u>	<u>23</u>	<u>65</u>	<u>353</u>

NUMBER OF CASES FROM PRE-TRIAL CONFERENCE TO NON-JURY TRIAL

	<u>0-90 Days</u>	<u>91-180 Days</u>	<u>181-270 Days</u>	<u>271- 1 Yr.</u>	<u>1 Yr.- Up</u>	<u>Average # of Days</u>
<u>REGION I:</u>						
- Cumberland	3	3	2	2	2	202
- Lincoln	2	3	2	-	1	178
- Sagadahoc	1	1	1	-	5	557
- York	9	5	4	3	3	203
<u>REGION II:</u>						
- Androscoggin	6	2	2	-	-	115
- Franklin	-	1	-	-	-	165
- Kennebec	6	6	-	1	1	146
- Knox	5	4	1	2	1	182
- Oxford	1	3	1	2	1	224
- Somerset	3	-	-	-	1	182
- Waldo	1	1	1	1	1	282
<u>REGION III:</u>						
- Aroostook	3	2	1	-	3	225
- Hancock	-	-	-	2	-	352
- Penobscot	8	12	4	3	2	208
- Piscataquis	3	-	-	-	-	42
- Washington	5	3	2	-	1	141
<u>STATE TOTAL</u>	<u>56</u>	<u>46</u>	<u>21</u>	<u>16</u>	<u>22</u>	<u>207</u>

SUPERIOR COURT
CIVIL CASELOAD TIME REPORT
1982

NUMBER OF CASES FROM FILING OR REFILING TO DISPOSITION

	<u>0-90</u> <u>Days</u>	<u>91-180</u> <u>Days</u>	<u>181-270</u> <u>Days</u>	<u>271 -</u> <u>1 Yr.</u>	<u>1 Yr.-</u> <u>2 Yrs.</u>	<u>2 Yrs.-</u> <u>3 Yrs.</u>	<u>3 Yrs.-</u> <u>5 Yrs.</u>	<u>5 Yrs.</u> <u>& Up</u>	<u>Average</u> <u># of Days</u>
<u>REGION I:</u>									
- Cumberland	279	174	103	98	236	353	130	47	575
- Lincoln	26	15	18	10	34	30	9	2	491
- Sagadahoc	26	14	7	7	25	33	9	2	540
- York	139	123	70	58	145	116	43	6	441
<u>REGION II:</u>									
- Androscoggin	86	55	54	43	105	174	68	17	620
- Franklin	28	15	23	9	27	36	17	3	549
- Kennebec	120	106	61	45	90	141	74	32	589
- Knox	44	19	17	18	26	54	18	2	520
- Oxford	36	28	18	13	35	55	23	4	573
- Somerset	74	42	32	23	50	48	21	2	422
- Waldo	25	19	7	5	25	33	18	2	583
<u>REGION III:</u>									
- Aroostook	68	39	21	27	77	69	19	5	503
- Hancock	27	30	22	19	35	38	12	7	536
- Penobscot	120	99	64	58	134	200	103	23	614
- Piscataquis	10	8	5	3	7	9	6	0	488
- Washington	32	19	8	15	23	23	6	1	417
<u>STATE TOTAL</u>	<u>1,140</u>	<u>805</u>	<u>530</u>	<u>451</u>	<u>1,074</u>	<u>1,412</u>	<u>576</u>	<u>155</u>	<u>550</u>

CIVIL DEFINITIONS

REFILING:

These are matters which have been previously disposed and which have been brought before the Superior Court for further action, although for statistical purposes, such matters are limited to the following circumstances:

1. When a case remanded to the District Court returns to the Superior Court for further action.
2. When a case appealed to the Law Court returns to the Superior Court for further action.
3. When a mistrial occurs and a second trial is required; when a motion for a new trial is granted; or when a case, for any other reason, requires a trial after its original disposition.
4. When a motion for relief from judgment is granted, or a case is reinstated on the docket after judgment has been entered (Rule 60(b)).

TYPE OF CASE:

1. Damages: An action in which claim for relief is based on physical damage to property or reputation.
2. Personal Injury: An action in which claim for relief is based on physical or mental injury.
3. Contract: An action in which claim for relief arises out of alleged violation of an agreement, including cases commonly referred to as agreements and promissory notes.
4. Divorce: An action brought in order to dissolve a marriage.
5. Traffic Infraction Appeals: A Superior Court review of a District Court decision under Title 29.
6. Habeas Corpus: The demand of a party to be released from alleged illegal confinement. Pursuant to 15 M.R.S.A. § 2129 effective July 1, 1980, petitions for post-conviction relief became criminal proceedings.
7. Other Appeals from District Court: A Superior Court review of an action decided in District Court, with the exception of traffic infractions.
8. Other: An action which is not included in any of the above categories (e.g., quiet title, legal separation, mechanic's lien, Rule 80B Appeals).

TYPE OF DISPOSITION:

1. Default Judgment: The justice or clerk of court enters a judgment resulting from the failure of the defendant to take a necessary step under the civil rules.
2. Rule 41(a): A voluntary dismissal of the plaintiff or stipulation of all the parties.

3. Rule 41(b): A dismissal on court order for failure to take significant action in a case for two years.
4. Dismissal: A judicial determination of dismissal after a motion and hearing.
5. Summary Judgment: A judgment rendered on the basis of the pleadings.
6. Final Order: An order entered to dispose of an habitual offender, URESA, reference case, or Proforma Decree.
7. Divorce Decree: A court decree issued to dissolve a marriage.
8. Appeal Sustained: A judicial decision reversing the judgment entered in the District Court.
9. Appeal Denied: A judicial decision upholding the judgment entered in the District Court.
10. Writ Denied: Denial of a Writ of Habeas Corpus.
11. Writ Granted: Granting of a Writ of Habeas Corpus.
12. Court Finding: A judgment entered by a justice in a court (jury waived) trial.
13. Jury Verdict: A disposition rendered by a jury.
14. Directed Verdict: A direction by the justice to the jury to make a specific finding.
15. Multiple Judgments: Cases consolidated for jury or jury waived trial.
16. Other: A disposition which is not included in any of the above categories (e.g., change of venue).

SUPERIOR COURT
URES A CASELOAD

SUPERIOR COURT
URESAs FILINGS SUMMARY*

	<u>1978</u>	<u>1979</u>	<u>1980</u>	<u>1981</u>	<u>1982</u>	<u>% Change</u> <u>1978-1982</u>	<u>% Change</u> <u>1981-1982</u>
<u>REGION I:</u>							
- Cumberland	245	234	330	282	258	5.3	-8.5
- Lincoln	24	28	30	30	21	-12.5	-30.0
- Sagadahoc	40	44	62	55	40	-	-27.3
- York	<u>222</u>	<u>179</u>	<u>285</u>	<u>255</u>	<u>195</u>	<u>-12.2</u>	<u>-23.5</u>
<u>Sub Total:</u>	531	485	707	622	514	-3.2	-17.4
<u>REGION II:</u>							
- Androscoggin	101	103	117	122	123	21.8	.8
- Franklin	37	24	42	41	47	27.0	14.6
- Kennebec	100	95	171	151	114	14.0	-24.5
- Knox	52	50	51	58	48	-7.7	-17.2
- Oxford	61	68	98	76	76	24.6	-
- Somerset	78	58	104	68	93	19.2	36.8
- Waldo	<u>34</u>	<u>35</u>	<u>59</u>	<u>51</u>	<u>36</u>	<u>5.9</u>	<u>-29.4</u>
<u>Sub Total:</u>	463	433	642	567	537	16.0	-5.3
<u>REGION III:</u>							
- Aroostook	112	116	167	144	120	7.1	-16.7
- Hancock	45	43	79	64	56	24.4	-12.5
- Penobscot	173	156	243	240	204	17.9	-15.0
- Piscataquis	8	24	36	33	31	287.5	-6.1
- Washington	<u>64</u>	<u>46</u>	<u>70</u>	<u>75</u>	<u>59</u>	<u>-7.8</u>	<u>-21.3</u>
<u>Sub Total:</u>	402	385	595	556	470	16.9	-15.5
<u>STATE TOTAL:</u>	1,396	1,303	1,944	1,745	1,521	9.0	-12.8

*URESAs: Uniform Reciprocal Enforcement of Support Act.

SUPERIOR COURT
URES A DISPOSITIONS SUMMARY *

	<u>1978</u>	<u>1979</u>	<u>1980</u>	<u>1981</u>	<u>1982</u>	<u>% Change</u> 1978-1982	<u>% Change</u> 1981-1982
<u>REGION I:</u>							
- Cumberland	170	178	224	209	277	62.9	32.5
- Lincoln	26	21	29	19	19	-26.9	-
- Sagadahoc	39	29	37	48	40	2.6	16.7
- York	<u>192</u>	<u>211</u>	<u>220</u>	<u>205</u>	<u>178</u>	<u>-7.3</u>	<u>-13.2</u>
<u>Sub Total:</u>	427	439	510	481	514	20.4	6.9
<u>REGION II:</u>							
- Androscoggin	70	88	91	95	98	40.0	3.2
- Franklin	28	34	29	32	42	50.0	31.3
- Kennebec	64	74	94	255	85	32.8	-66.7
- Knox	48	48	32	53	43	-10.4	-18.9
- Oxford	40	60	91	68	61	52.5	-10.3
- Somerset	63	70	94	74	78	23.8	5.4
- Waldo	<u>31</u>	<u>33</u>	<u>32</u>	<u>53</u>	<u>40</u>	<u>29.0</u>	<u>-24.5</u>
<u>Sub Total:</u>	344	407	463	630	447	29.9	-29.1
<u>REGION III:</u>							
- Aroostook	92	149	204	137	127	38.0	-7.3
- Hancock	41	31	53	68	20	-51.2	-70.6
- Penobscot	107	123	186	126	124	15.9	-1.6
- Piscataquis	1	12	10	56	20	1900.0	-64.3
- Washington	<u>47</u>	<u>50</u>	<u>45</u>	<u>64</u>	<u>60</u>	<u>27.7</u>	<u>-6.3</u>
<u>Sub Total:</u>	288	365	498	451	351	21.9	-16.0
<u>STATE TOTAL:</u>	1,059	1,211	1,471	1,562	1,312	23.9	-16.0

*URES A: Uniform Reciprocal Enforcement of Support Act.

SUPERIOR COURT
URESAs PENDING CASELOAD SUMMARY*

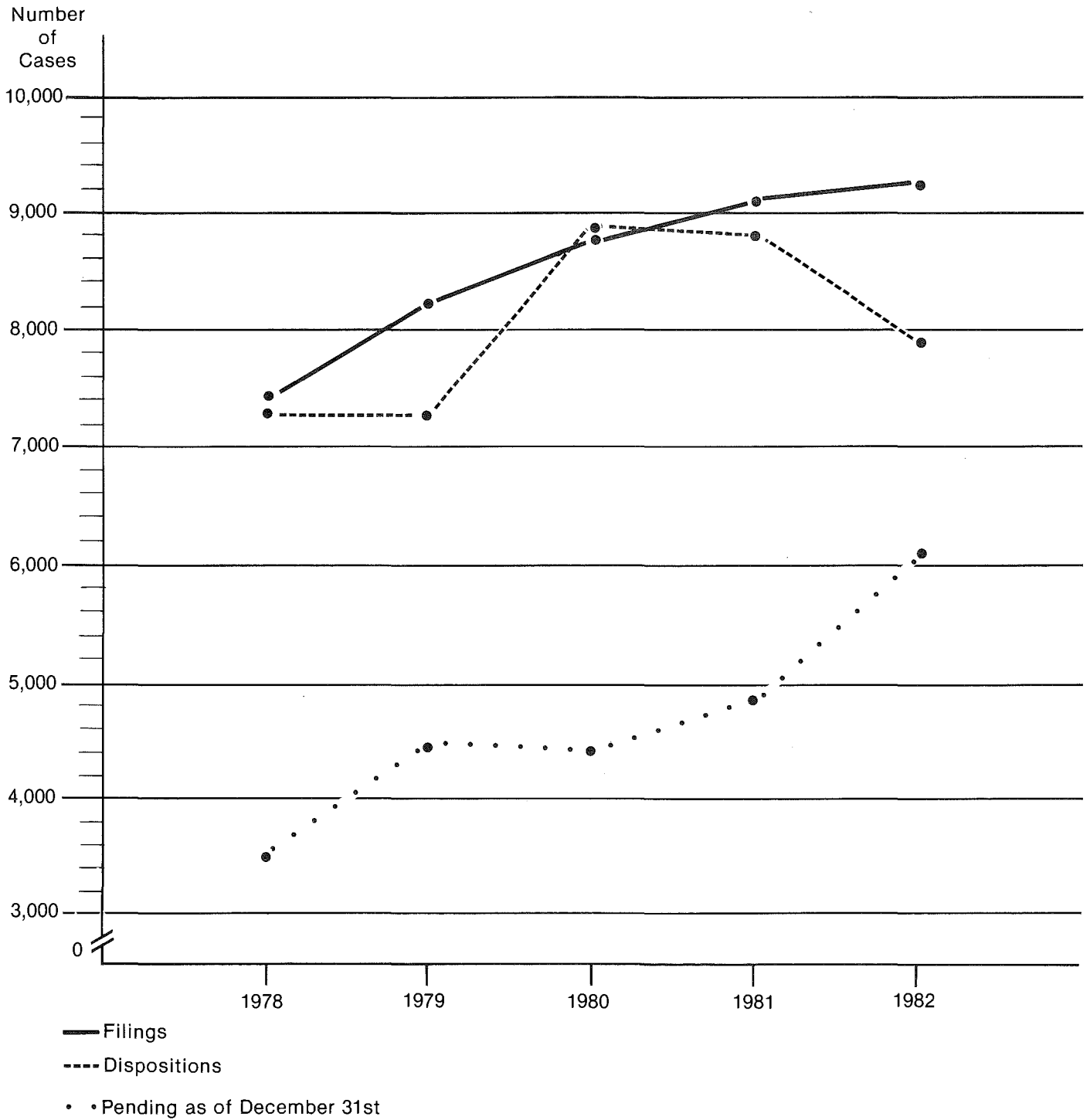
	<u>1978</u>	<u>1979</u>	<u>1980</u>	<u>1981</u>	<u>1982</u>	<u>% Change 1978-1982</u>	<u>% Change 1981-1982</u>
<u>REGION I:</u>							
- Cumberland	204	260	366	439	420	105.9	-4.3
- Lincoln	16	23	24	35	37	131.2	5.7
- Sagadahoc	26	41	66	73	73	180.8	-
- York	<u>141</u>	<u>109</u>	<u>174</u>	<u>224</u>	<u>241</u>	<u>70.9</u>	<u>7.6</u>
Sub Total	387	433	630	771	771	99.2	-
<u>REGION II:</u>							
- Androscoggin	66	81	107	134	159	140.9	18.6
- Franklin	24	14	27	36	41	70.9	13.9
- Kennebec	182	203	280	176	205	12.6	16.4
- Knox	31	33	52	57	62	100.0	8.8
- Oxford	47	55	62	70	85	80.9	21.4
- Somerset	50	38	48	42	57	14.0	35.7
- Waldo	<u>14</u>	<u>16</u>	<u>43</u>	<u>41</u>	<u>37</u>	<u>164.2</u>	<u>-9.7</u>
Sub Total	414	440	619	556	646	56.0	16.2
<u>REGION III:</u>							
- Aroostook	94	61	24	31	24	-74.5	-22.6
- Hancock	28	40	66	62	98	250.0	58.1
- Penobscot	190	223	280	394	474	149.5	20.3
- Piscataquis	7	19	45	22	33	371.4	50.0
- Washington	<u>39</u>	<u>35</u>	<u>60</u>	<u>71</u>	<u>70</u>	<u>79.5</u>	<u>-1.4</u>
Sub Total	358	378	475	580	699	95.3	20.5
<u>STATE TOTAL</u>	1,159	1,251	1,724	1,907	2,116	82.6	11.0

*URESAs: Uniform Reciprocal Enforcement of Support Act.



SUPERIOR COURT
CRIMINAL CASELOAD

Superior Court Criminal Caseload 1978 — 1982



SUPERIOR COURT
CRIMINAL FILINGS SUMMARY*

	<u>1978</u>	<u>1979</u>	<u>1980</u>	<u>1981</u>	<u>1982</u>	<u>% Change</u> <u>1978-1982</u>	<u>% Change</u> <u>1981-1982</u>
<u>REGION I:</u>							
- Cumberland	1,277	1,410	1,649	1,946	1,760	37.8	-9.6
- Lincoln	187	202	228	284	272	45.5	-4.2
- Sagadahoc	163	142	304	251	254	55.8	1.2
- York	<u>695</u>	<u>811</u>	<u>1,125</u>	<u>1,186</u>	<u>1,072</u>	<u>54.2</u>	<u>-9.6</u>
<u>Sub Total:</u>	2,322	2,565	3,306	3,667	3,358	44.6	-8.4
<u>REGION II:</u>							
- Androscoggin	480	479	553	442	688	43.3	55.7
- Franklin	301	318	438	430	422	40.2	-1.9
- Kennebec	774	806	709	698	966	24.8	38.4
- Knox	277	286	380	365	382	37.9	4.7
- Oxford	290	263	326	312	438	51.0	40.4
- Somerset	572	767	976	1,016	765	33.7	-24.7
- Waldo	<u>210</u>	<u>189</u>	<u>137</u>	<u>220</u>	<u>234</u>	<u>11.4</u>	<u>6.4</u>
<u>Sub Total:</u>	2,904	3,108	3,519	3,483	3,895	34.1	11.8
<u>REGION III:</u>							
- Aroostook	851	769	674	786	648	-23.9	-17.6
- Hancock	215	221	200	211	242	12.6	14.7
- Penobscot	780	1,208	850	694	753	-3.5	8.5
- Piscataquis	122	132	135	112	152	24.6	35.7
- Washington	<u>263</u>	<u>255</u>	<u>183</u>	<u>233</u>	<u>193</u>	<u>-26.6</u>	<u>-17.2</u>
<u>Sub Total:</u>	2,231	2,585	2,042	2,036	1,988	-10.9	-2.4
<u>STATE TOTAL:</u>	7,457	8,258	8,867	9,186	9,241	23.9	.6

*Includes cases filed and refiled.
Cases counted by docket number.

SUPERIOR COURT
CRIMINAL DISPOSITIONS SUMMARY*

	<u>1978</u>	<u>1979</u>	<u>1980</u>	<u>1981</u>	<u>1982</u>	<u>% Change</u> <u>1978-1982</u>	<u>% Change</u> <u>1981-1982</u>
<u>REGION I:</u>							
- Cumberland	1,212	1,314	1,722	1,655	1,554	28.2	-6.1
- Lincoln	197	192	217	266	187	-5.1	-29.7
- Sagadahoc	160	130	242	267	202	26.3	-24.3
- York	<u>638</u>	<u>607</u>	<u>1,165</u>	<u>1,048</u>	<u>946</u>	<u>48.3</u>	<u>-10.7</u>
<u>Sub Total:</u>	2,207	2,243	3,346	3,236	2,889	30.9	-10.7
<u>REGION II:</u>							
- Androscoggin	433	429	439	480	519	19.9	8.1
- Franklin	308	285	408	423	368	19.5	-13.0
- Kennebec	756	681	742	696	800	5.8	14.9
- Knox	266	284	351	385	329	23.7	-14.6
- Oxford	320	225	300	298	302	-5.6	1.3
- Somerset	481	719	1,032	972	706	46.8	-27.4
- Waldo	<u>197</u>	<u>115</u>	<u>192</u>	<u>206</u>	<u>182</u>	<u>-7.6</u>	<u>-11.7</u>
<u>Sub Total:</u>	2,761	2,738	3,464	3,460	3,206	16.1	-7.3
<u>REGION III:</u>							
- Aroostook	914	765	663	814	650	-28.9	-20.2
- Hancock	279	236	202	196	145	-48.0	-26.0
- Penobscot	837	1,048	867	738	749	-10.5	1.5
- Piscataquis	133	123	85	141	146	9.8	3.6
- Washington	<u>217</u>	<u>215</u>	<u>250</u>	<u>197</u>	<u>146</u>	<u>-32.7</u>	<u>-25.9</u>
<u>Sub Total:</u>	2,380	2,387	2,067	2,086	1,836	-22.9	-12.0
<u>STATE TOTAL:</u>	7,348	7,368	8,877	8,782	7,931	7.9	-9.7

*Includes the disposition of cases filed and refiled.
Cases counted by docket number.

SUPERIOR COURT
CRIMINAL PENDING CASELOAD SUMMARY*

	<u>1978</u>	<u>1979</u>	<u>1980</u>	<u>1981</u>	<u>1982</u>	<u>% Change</u> <u>1978-1982</u>	<u>% Change</u> <u>1981-1982</u>
<u>REGION I:</u>							
- Cumberland	690	786	713	1,004	1,210	75.4	20.5
- Lincoln	61	71	82	100	185	203.3	85.0
- Sagadahoc	49	61	123	107	159	224.5	48.6
- York	<u>340</u>	<u>544</u>	<u>504</u>	<u>642</u>	<u>768</u>	<u>125.9</u>	<u>19.6</u>
<u>Sub Total:</u>	1,140	1,462	1,422	1,853	2,322	103.7	25.3
<u>REGION II:</u>							
- Androscoggin	234	284	398	360	529	126.1	46.9
- Franklin	101	134	164	171	225	122.8	31.6
- Kennebec	337	462	429	431	597	77.2	38.5
- Knox	158	160	189	169	222	40.5	31.4
- Oxford	128	166	192	206	342	167.2	66.0
- Somerset	300	348	292	336	395	31.7	17.6
- Waldo	<u>94</u>	<u>168</u>	<u>113</u>	<u>127</u>	<u>179</u>	<u>90.4</u>	<u>40.9</u>
<u>Sub Total:</u>	1,352	1,722	1,777	1,800	2,489	84.1	38.3
<u>REGION III:</u>							
- Aroostook	426	430	441	413	411	-3.5	- .5
- Hancock	152	137	135	150	247	62.5	64.7
- Penobscot	288	448	431	387	391	35.8	1.0
- Piscataquis	64	73	123	94	100	56.3	6.4
- Washington	<u>147</u>	<u>187</u>	<u>120</u>	<u>156</u>	<u>203</u>	<u>38.1</u>	<u>30.1</u>
<u>Sub Total:</u>	1,077	1,275	1,250	1,200	1,352	25.5	12.7
<u>STATE TOTAL:</u>	3,569	4,459	4,449	4,853	6,163	72.7	27.0

*Includes cases filed and refiled.
Cases counted by docket number.

SUPERIOR COURT
CRIMINAL FILINGS AND DISPOSITIONS
BY TYPE OF CASE *
1978 - 1982

<u>STATE TOTALS</u>	<u>F I L I N G S</u>					<u>D I S P O S I T I O N S</u>				
	<u>1978</u>	<u>1979</u>	<u>1980</u>	<u>1981</u>	<u>1982</u>	<u>1978</u>	<u>1979</u>	<u>1980</u>	<u>1981</u>	<u>1982</u>
Bail Review	251	200	234	210	222	257	201	233	216	219
Transfer	2,670	3,596	3,977	4,054	4,648	2,638	2,976	4,121	3,887	3,748
Appeal	914	1,038	778	733	258	889	975	888	734	438
Boundover	345	421	428	544	464	453	370	362	470	431
Indictment	2,419	2,238	2,253	2,352	2,680	2,284	2,114	2,194	2,251	2,157
Information	540	499	804	860	640	553	489	803	859	618
Juvenile Appeal	129	43	61	29	23	127	60	44	46	32
Other	107	99	175	215	138	98	98	124	178	144
Refiling-Probation Revoc.	82	124	157	189	151	49	85	108	141	123
Refiling-New Trial	<u>n/a</u>	<u>n/a</u>	<u>n/a</u>	<u>n/a</u>	<u>17</u>	<u>n/a</u>	<u>n/a</u>	<u>n/a</u>	<u>n/a</u>	<u>21</u>
TOTAL	7,457	8,258	8,867	9,186	9,241	7,348	7,368	8,877	8,782	7,931

PERCENTAGE OF CRIMINAL FILINGS**
BY TYPE OF CASE

	<u>1978</u>	<u>1979</u>	<u>1980</u>	<u>1981</u>	<u>1982</u>
Bail Review	3.4	2.4	2.6	2.3	2.4
Transfer	35.8	43.6	44.9	44.1	50.3
Appeal	12.3	12.6	8.8	8.0	2.8
Boundover	4.6	5.1	4.8	5.9	5.0
Indictment	32.4	27.1	25.4	25.6	29.0
Information	7.2	6.0	9.1	9.4	6.9
Juvenile Appeal	1.7	.5	.7	.3	.3
Other	1.4	1.2	2.0	2.3	1.5
Refiling-Probation Revoc.	1.1	1.5	1.8	2.1	1.6
Refiling-New Trial	<u>n/a</u>	<u>n/a</u>	<u>n/a</u>	<u>n/a</u>	<u>.2</u>
TOTAL	100.0	100.0	100.0	100.0	100.0

*Types of cases are defined on page 122 of this report.

**Percentages may not total 100.0 due to rounding.

SUPERIOR COURT
CRIMINAL FILINGS AND DISPOSITIONS

TABLE SC-20
(cont.)

BY TYPE OF CASE*

1978 - 1982

R E G I O N	F I L I N G S					D I S P O S I T I O N S				
	1978	1979	1980	1981	1982	1978	1979	1980	1981	1982
<u>CUMBERLAND</u>										
Court										
Bail Review	87	64	94	72	53	87	66	91	75	54
Transfer	369	498	546	708	813	336	469	637	537	613
Appeal	161	170	127	121	20	145	173	184	97	63
Boundover	19	14	16	10	4	31	18	13	16	3
Indictment	464	456	571	685	648	426	401	520	616	586
Information	107	119	203	231	174	113	115	206	230	171
Juvenile Appeal	19	6	5	4	3	30	7	7	-	7
Other	31	32	33	59	43	29	33	24	43	42
Refiling-Probation Revoc.	20	51	54	56	1	15	32	40	41	15
Refiling-New Trial	n/a	n/a	n/a	n/a	1	n/a	n/a	n/a	n/a	-
TOTAL	1,277	1,410	1,649	1,946	1,760	1,212	1,314	1,722	1,655	1,554
<u>LINCOLN</u>										
Court										
Bail Review	2	1	-	1	2	2	1	-	1	2
Transfer	34	105	148	163	184	40	72	138	153	103
Appeal	52	37	16	39	9	57	36	20	33	18
Boundover	13	11	10	22	13	12	14	7	18	12
Indictment	64	25	37	29	48	64	46	32	31	35
Information	9	16	12	24	10	11	16	12	24	10
Juvenile Appeal	9	-	1	-	-	10	-	2	-	-
Other	1	6	4	6	2	-	4	6	6	3
Refiling-Probation Revoc.	3	1	-	-	2	1	3	-	-	2
Refiling-New Trial	n/a	n/a	n/a	n/a	2	n/a	n/a	n/a	n/a	2
TOTAL	187	202	228	284	272	197	192	217	266	187
<u>SAGADAHOC</u>										
Court										
Bail Review	-	-	3	2	4	-	-	3	2	4
Transfer	22	61	161	116	166	23	43	118	118	136
Appeal	61	30	41	40	8	67	30	40	44	13
Boundover	17	15	24	26	36	27	7	11	35	18
Indictment	44	24	49	37	32	26	39	42	40	22
Information	12	8	23	24	7	12	6	25	24	7
Juvenile Appeal	3	-	-	2	-	1	2	-	2	-
Other	4	2	3	4	1	4	1	3	2	2
Refiling-Probation Revoc.	-	2	-	-	-	-	2	-	-	-
Refiling-New Trial	n/a	n/a	n/a	n/a	-	n/a	n/a	n/a	n/a	-
TOTAL	163	142	304	251	254	160	130	242	267	202
<u>YORK</u>										
Court										
Bail Review	6	12	9	12	9	6	12	9	12	8
Transfer	249	297	554	534	429	219	186	585	479	417
Appeal	60	119	79	92	42	49	75	123	61	67
Boundover	47	88	101	118	124	71	58	71	102	112
Indictment	233	175	188	249	324	197	162	182	226	208
Information	72	86	176	152	102	72	83	175	154	101
Juvenile Appeal	9	4	1	1	1	10	4	1	-	2
Other	12	19	14	17	18	9	18	17	9	18
Refiling-Probation Revoc.	7	11	3	11	23	5	9	2	5	13
Refiling-New Trial	n/a	n/a	n/a	n/a	-	n/a	n/a	n/a	n/a	-
TOTAL	695	811	1,125	1,186	1,072	638	607	1,165	1,048	946

*Types of cases are defined on page 122 of this report.

SUPERIOR COURT
CRIMINAL FILINGS AND DISPOSITIONS

TABLE SC-20
(cont.)

BY TYPE OF CASE *

1978 - 1982

R E G I O N	F I L I N G S					D I S P O S I T I O N S				
	1978	1979	1980	1981	1982	1978	1979	1980	1981	1982
<u>ANDROSCOGGIN</u>										
Court										
Bail Review	4	2	8	9	9	4	2	8	9	9
Transfer	122	112	170	135	291	125	93	107	170	181
Appeal	27	33	39	27	23	33	26	28	31	38
Boundover	18	26	39	20	7	26	14	28	22	8
Indictment	264	267	225	181	287	199	258	210	183	208
Information	31	30	20	42	43	32	29	21	42	43
Juvenile Appeal	6	1	12	3	1	6	5	9	4	3
Other	5	4	15	15	9	5	1	13	9	12
Refiling-Probation Revoc.	3	4	25	10	18	3	1	15	10	14
Refiling-New Trial	n/a	n/a	n/a	n/a	-	n/a	n/a	n/a	n/a	3
TOTAL	480	479	553	442	688	433	429	439	480	519
<u>FRANKLIN</u>										
Court										
Bail Review	19	1	1	1	7	19	1	1	1	7
Transfer	136	183	249	271	296	142	154	248	249	226
Appeal	47	35	28	26	11	55	37	26	29	15
Boundover	10	16	12	18	29	6	17	13	14	27
Indictment	44	49	55	57	41	38	42	48	54	54
Information	38	22	44	54	36	37	23	44	54	36
Juvenile Appeal	6	12	2	-	1	9	11	3	-	1
Other	1	-	47	3	1	2	-	25	22	-
Refiling-Probation Revoc.	-	-	-	-	-	-	-	-	-	-
Refiling-New Trial	n/a	n/a	n/a	n/a	-	n/a	n/a	n/a	n/a	2
TOTAL	301	318	438	430	422	308	285	408	423	368
<u>KENNEBEC</u>										
Court										
Bail Review	41	14	28	25	35	46	14	28	27	35
Transfer	177	272	302	282	509	151	184	335	267	412
Appeal	71	92	58	67	23	61	69	62	69	39
Boundover	22	19	15	13	8	30	20	13	9	14
Indictment	385	337	216	196	286	405	333	231	204	208
Information	46	32	39	56	49	45	32	38	56	46
Juvenile Appeal	6	7	11	3	2	2	6	5	15	3
Other	14	6	4	10	10	11	4	5	12	5
Refiling-Probation Revoc.	12	27	36	46	42	5	19	25	37	36
Refiling-New Trial	n/a	n/a	n/a	n/a	2	n/a	n/a	n/a	n/a	2
TOTAL	774	806	709	698	966	756	681	742	696	800
<u>KNOX</u>										
Court										
Bail Review	4	5	15	6	3	4	5	15	6	3
Transfer	90	126	181	177	231	75	113	158	202	180
Appeal	61	40	53	30	15	58	59	56	32	20
Boundover	27	17	34	35	26	30	28	22	30	25
Indictment	75	81	64	69	68	82	54	72	71	64
Information	10	5	17	32	24	9	6	17	31	22
Juvenile Appeal	6	1	3	-	-	1	6	1	2	-
Other	4	9	5	10	9	6	11	3	7	8
Refiling-Probation Revoc.	-	2	8	6	5	1	2	7	4	6
Refiling-New Trial	n/a	n/a	n/a	n/a	1	n/a	n/a	n/a	n/a	1
TOTAL	277	286	380	365	382	266	284	351	385	329

*Types of cases are defined on page 122 of this report.

SUPERIOR COURT
CRIMINAL FILINGS AND DISPOSITIONS

BY TYPE OF CASE *

1978 - 1982

<u>REGION</u> 11 - cont.	<u>F I L I N G S</u>					<u>D I S P O S I T I O N S</u>				
	<u>1978</u>	<u>1979</u>	<u>1980</u>	<u>1981</u>	<u>1982</u>	<u>1978</u>	<u>1979</u>	<u>1980</u>	<u>1981</u>	<u>1982</u>
<u>OXFORD</u>										
<u>Court</u>										
Bail Review	3	9	5	5	11	3	9	5	5	11
Transfer	95	86	125	120	225	112	65	97	126	133
Appeal	33	47	37	30	17	40	39	46	25	30
Boundover	19	19	13	52	24	31	18	12	33	34
Indictment	88	85	98	69	125	85	75	101	75	59
Information	42	14	36	22	19	41	14	36	21	21
Juvenile Appeal	9	2	5	-	4	8	4	-	5	4
Other	1	-	7	8	8	-	1	3	7	9
Refiling-Probation Revoc.	-	1	-	6	4	-	-	-	1	-
Refiling-New Trial	n/a	n/a	n/a	n/a	1	n/a	n/a	n/a	n/a	1
TOTAL	290	263	326	312	438	320	225	300	298	302
<u>SOMERSET</u>										
<u>Court</u>										
Bail Review	9	20	26	23	43	8	18	27	24	44
Transfer	294	517	650	746	513	192	446	725	697	472
Appeal	29	16	18	15	12	23	26	17	12	17
Boundover	20	23	16	32	35	20	21	22	25	27
Indictment	158	96	132	87	96	184	117	113	103	80
Information	39	75	115	80	41	40	74	114	81	41
Juvenile Appeal	5	-	5	4	2	4	2	5	2	2
Other	2	12	10	15	7	2	11	6	17	12
Refiling-Probation Revoc.	16	8	4	14	16	8	4	3	11	11
Refiling-New Trial	n/a	n/a	n/a	n/a	-	n/a	n/a	n/a	n/a	-
TOTAL	572	767	976	1,016	765	481	719	1,032	972	706
<u>WALDO</u>										
<u>Court</u>										
Bail Review	2	-	1	-	-	2	-	1	-	-
Transfer	98	56	35	73	144	85	42	49	70	87
Appeal	16	22	5	8	12	20	16	8	11	9
Boundover	18	18	13	30	26	33	7	22	20	25
Indictment	52	78	50	78	40	35	38	87	67	51
Information	17	5	18	19	5	17	5	17	20	5
Juvenile Appeal	-	1	8	-	-	-	1	-	8	-
Other	2	1	7	2	1	2	1	5	1	2
Refiling-Probation Revoc.	5	8	-	10	5	3	5	3	9	2
Refiling-New Trial	n/a	n/a	n/a	n/a	1	n/a	n/a	n/a	n/a	1
TOTAL	210	189	137	220	234	197	115	192	206	182

*Types of cases are defined on page 122 of this report.

SUPERIOR COURT
CRIMINAL FILINGS AND DISPOSITIONS BY TYPE OF CASE *
1978 - 1982

TABLE SC-20
(cont.)

R E G I O N	F I L I N G S					D I S P O S I T I O N S				
	1978	1979	1980	1981	1982	1978	1979	1980	1981	1982
<u>AROSTOOK</u>										
Court										
Bail Review	34	34	19	44	32	34	35	20	44	29
Transfer	399	461	374	390	340	474	397	372	415	350
Appeal	92	88	79	77	21	101	77	69	103	28
Boundover	63	84	72	87	66	71	87	64	77	73
Indictment	183	70	80	114	137	154	136	99	99	120
Information	65	27	36	53	35	68	27	34	56	35
Juvenile Appeal	10	2	1	2	-	8	2	2	2	-
Other	5	-	6	15	3	4	2	-	11	3
Refiling-Probation Revoc.	-	3	7	4	14	-	2	3	7	10
Refiling-New Trial	n/a	n/a	n/a	n/a	-	n/a	n/a	n/a	n/a	2
TOTAL	851	769	674	786	648	914	765	663	814	650
<u>HANCOCK</u>										
Court										
Bail Review	1	-	1	-	1	1	-	1	-	1
Transfer	107	99	73	61	124	171	99	74	68	55
Appeal	23	24	32	27	11	29	48	35	26	12
Boundover	7	13	6	12	13	7	10	11	9	7
Indictment	49	69	71	75	79	48	60	67	74	48
Information	11	11	11	18	10	13	11	11	15	12
Juvenile Appeal	1	1	2	4	-	1	2	2	1	3
Other	8	3	3	9	2	7	4	1	3	5
Refiling-Probation Revoc.	8	1	1	5	1	2	2	-	-	-
Refiling-New Trial	n/a	n/a	n/a	n/a	1	n/a	n/a	n/a	n/a	2
TOTAL	215	221	200	211	242	279	236	202	196	145
<u>PENOBSCOT</u>										
Court										
Bail Review	37	36	24	10	13	39	36	24	10	12
Transfer	324	597	307	183	266	352	494	364	235	282
Appeal	110	205	128	94	17	96	189	129	110	48
Boundover	22	19	26	29	11	28	17	21	30	17
Indictment	221	310	302	305	337	265	267	276	295	312
Information	20	30	34	26	66	21	29	33	27	47
Juvenile Appeal	33	4	2	5	9	28	6	4	4	7
Other	7	4	10	29	16	4	7	7	18	16
Refiling-Probation Revoc.	6	3	17	13	15	4	3	9	9	8
Refiling-New Trial	n/a	n/a	n/a	n/a	3	n/a	n/a	n/a	n/a	-
TOTAL	780	1,208	850	694	753	837	1,048	867	738	749
<u>PISCATAQUIS</u>										
Court										
Bail Review	1	1	-	-	-	1	1	-	-	-
Transfer	56	51	50	46	68	72	51	27	56	67
Appeal	6	29	14	13	7	7	21	9	22	10
Boundover	12	9	16	17	26	13	10	11	15	19
Indictment	36	39	48	19	39	26	38	32	35	34
Information	5	-	5	11	7	5	-	5	10	8
Juvenile Appeal	6	2	1	-	-	7	2	1	-	-
Other	-	1	-	2	-	2	-	-	1	1
Refiling-Probation Revoc.	-	-	1	4	4	-	-	-	2	5
Refiling-New Trial	n/a	n/a	n/a	n/a	1	n/a	n/a	n/a	n/a	2
TOTAL	122	132	135	112	152	133	123	85	141	146
<u>WASHINGTON</u>										
Court										
Bail Review	1	1	-	-	-	1	1	-	-	-
Transfer	98	75	52	49	49	69	68	87	45	34
Appeal	65	51	24	27	10	48	54	36	29	11
Boundover	11	30	15	23	16	17	24	21	15	10
Indictment	59	77	67	102	93	50	48	82	78	68
Information	16	19	15	16	12	17	19	15	14	13
Juvenile Appeal	1	-	2	1	-	2	-	2	1	-
Other	10	-	7	11	8	11	-	6	10	6
Refiling-Probation Revoc.	2	2	1	4	1	2	1	1	5	1
Refiling-New Trial	n/a	n/a	n/a	n/a	4	n/a	n/a	n/a	n/a	3
TOTAL	263	255	183	233	193	217	215	250	197	146

SUPERIOR COURT
CRIMINAL FILINGS*
BY TYPE OF RECORDING METHOD
1982

	<u>COUNTED BY</u> <u>DOCKET NUMBER</u>	<u>COUNTED BY</u> <u>DEFENDANT</u>	<u>% INCREASE IN FILINGS</u> <u>WHEN COUNTED BY DEFENDANT</u>
<u>REGION I:</u>			
- Cumberland	1,760	1,820	3.4
- Lincoln	272	278	2.2
- Sagadahoc	254	264	3.9
- York	<u>1,072</u>	<u>1,182</u>	<u>10.3</u>
Sub Total	3,358	3,544	5.5
<u>REGION II:</u>			
- Androscoggin	688	733	6.5
- Franklin	422	438	3.8
- Kennebec	966	982	1.7
- Knox	382	385	.8
- Oxford	438	457	4.3
- Somerset	765	767	.3
- Waldo	<u>234</u>	<u>235</u>	<u>.4</u>
Sub Total	3,895	3,997	2.6
<u>REGION III:</u>			
- Aroostook	648	648	-
- Hancock	242	253	4.5
- Penobscot	753	756	.4
- Piscataquis	152	152	-
- Washington	<u>193</u>	<u>204</u>	<u>5.7</u>
Sub Total	1,988	2,013	1.3
 <u>S T A T E T O T A L:</u>	 9,241	 9,554	 3.4

*Includes cases filed and refiled.

SUPERIOR COURTCRIMINAL PENDING CASELOADANDOUTSTANDING WARRANTS OF ARREST

	<u>NUMBER OF PENDING CASES*</u>		<u>NUMBER OF OUTSTANDING WARRANTS**</u>		<u>PERCENT OF PENDING CASES FOR WHICH COURT MAY NOT BE RESPONSIBLE</u>	
	<u>1981</u>	<u>1982</u>	<u>1981</u>	<u>1982</u>	<u>1981</u>	<u>1982</u>
<u>REGION I:</u>						
- Cumberland	1,101	1,270	289	347	26.2	27.3
- Lincoln	100	187	20	26	20.0	13.9
- Sagadahoc	114	170	14	14	12.3	8.2
- York	<u>693</u>	<u>885</u>	<u>204</u>	<u>232</u>	<u>29.4</u>	<u>26.2</u>
<u>Sub Total:</u>	2,008	2,512	527	619	26.3	24.6
<u>REGION II:</u>						
- Androscoggin	422	595	129	142	30.6	23.9
- Franklin	188	242	23	12	12.2	5.0
- Kennebec	454	616	130	135	28.6	21.9
- Knox	173	228	65	73	37.6	32.0
- Oxford	204	356	63	92	30.9	25.8
- Somerset	336	401	155	165	46.1	41.1
- Waldo	<u>128</u>	<u>181</u>	<u>54</u>	<u>56</u>	<u>42.4</u>	<u>30.9</u>
<u>Sub Total:</u>	1,905	2,619	619	675	32.5	25.8
<u>REGION III:</u>						
- Aroostook	426	414	93	102	21.8	24.6
- Hancock	151	269	48	61	31.8	22.7
- Penobscot	426	396	119	132	27.9	33.3
- Piscataquis	99	100	13	19	13.1	19.0
- Washington	<u>210</u>	<u>226</u>	<u>62</u>	<u>72</u>	<u>29.5</u>	<u>31.9</u>
<u>Sub Total:</u>	1,312	1,405	335	386	25.5	27.5
<u>STATE TOTAL:</u>	5,225	6,536	1,481	1,680	28.3	25.7

*Counted by defendant; as of 12/31/82

**As of 12/15/82; may include warrants for disposed cases for which there are outstanding fines.

SUPERIOR COURT
CRIMINAL FILINGS AND DISPOSITIONS
BY CLASS OF CHARGE*
1978 - 1982

<u>STATE TOTALS</u>	<u>F I L I N G S</u>					<u>D I S P O S I T I O N S</u>				
	<u>Class of Charge</u>	<u>1978</u>	<u>1979</u>	<u>1980</u>	<u>1981</u>	<u>1982</u>	<u>1978</u>	<u>1979</u>	<u>1980</u>	<u>1981</u>
A	279	301	329	427	419	271	245	312	328	383
B	982	1,009	962	1,053	1,114	1,008	880	909	1,021	923
C	1,504	1,444	1,642	1,798	1,882	1,398	1,383	1,419	1,725	1,531
D	1,221	1,495	1,332	1,273	2,007	1,220	1,286	1,493	1,267	1,498
E	748	783	752	728	888	895	760	799	725	751
Title 29	2,189	2,892	3,459	3,473	2,511	2,030	2,428	3,518	3,320	2,386
Other	<u>720</u>	<u>664</u>	<u>731</u>	<u>795</u>	<u>733</u>	<u>692</u>	<u>616</u>	<u>715</u>	<u>764</u>	<u>674</u>
TOTAL	7,643	8,588	9,207	9,547	9,554	7,514	7,598	9,165	9,150	8,146

PERCENTAGE OF CRIMINAL FILINGS**
BY CLASS OF CHARGE

	<u>1978</u>	<u>1979</u>	<u>1980</u>	<u>1981</u>	<u>1982</u>
A	3.7	3.5	3.6	4.5	4.4
B	12.9	11.8	10.5	11.0	11.7
C	19.7	16.8	17.8	18.8	19.7
D	16.0	17.4	14.5	13.3	21.0
E	9.8	9.1	8.2	7.6	9.3
Title 29	28.6	33.7	37.6	36.4	26.3
Other	<u>9.4</u>	<u>7.7</u>	<u>7.9</u>	<u>8.3</u>	<u>7.7</u>
TOTAL	100.0	100.0	100.0	100.0	100.0

*Cases counted by defendant.

**Percentages may not total 100.0 due to rounding.

SUPERIOR COURT
CRIMINAL FILINGS AND DISPOSITIONS
BY CLASS OF CHARGE *
1978 - 1982

R E G I O N I	F I L I N G S					D I S P O S I T I O N S				
	1978	1979	1980	1981	1982	1978	1979	1980	1981	1982
<u>CUMBERLAND</u>										
Court										
A	75	61	66	105	101	71	52	70	71	105
B	213	181	219	273	233	213	174	198	243	218
C	277	307	402	434	363	247	286	332	429	346
D	178	163	194	273	443	170	154	248	199	322
E	120	96	130	149	164	117	108	137	118	155
Title 29	348	492	538	622	406	307	456	617	538	351
Other	157	170	197	201	110	187	155	190	170	124
TOTAL	1,368	1,470	1,746	2,057	1,820	1,312	1,385	1,792	1,768	1,621
<u>LINCOLN</u>										
Court										
A	2	2	3	9	5	3	-	3	7	6
B	26	16	17	24	24	33	15	12	28	20
C	39	24	24	26	35	33	34	24	21	25
D	19	17	25	35	104	21	21	17	27	49
E	38	16	8	16	35	50	24	13	16	17
Title 29	49	114	146	171	64	46	81	142	165	65
Other	14	13	5	3	11	11	17	6	2	9
TOTAL	187	202	228	284	278	197	192	217	266	191
<u>SAGADAHOC</u>										
Court										
A	5	5	3	8	7	5	6	3	10	3
B	19	17	26	35	30	15	17	16	37	24
C	37	18	51	30	41	35	19	39	35	20
D	20	26	41	31	38	23	22	35	33	36
E	12	14	20	15	23	14	16	16	17	14
Title 29	55	53	166	130	111	54	43	133	128	101
Other	15	11	9	9	14	14	8	9	12	9
TOTAL	163	144	316	258	264	160	131	251	272	207
<u>YORK</u>										
Court										
A	28	21	18	63	49	33	14	21	41	43
B	101	129	139	152	237	80	86	115	150	141
C	120	129	149	235	270	129	110	133	195	181
D	132	157	179	180	236	109	121	204	161	185
E	75	90	101	85	87	89	57	121	75	78
Title 29	212	274	529	479	243	176	186	548	434	297
Other	27	44	44	67	60	22	43	52	54	55
TOTAL	695	844	1,159	1,261	1,182	638	617	1,194	1,110	980

*Cases counted by defendant.

TABLE SC-23
(cont.)

SUPERIOR COURT
CRIMINAL FILINGS AND DISPOSITIONS
BY CLASS OF CHARGE *
1978 - 1982

R E G I O N	F I L I N G S					D I S P O S I T I O N S				
	1978	1979	1980	1981	1982	1978	1979	1980	1981	1982
<u>ANDROSCOGGIN</u>										
Court										
A	31	33	30	51	47	32	24	29	30	43
B	103	116	101	78	90	98	99	82	72	81
C	168	154	159	129	204	127	144	129	143	134
D	81	74	76	46	137	85	71	72	65	88
E	26	38	50	36	52	35	31	34	48	50
Title 29	78	93	125	116	162	67	74	78	135	112
Other	17	18	57	32	41	11	15	44	32	42
TOTAL	504	526	598	488	733	455	458	468	525	550
<u>FRANKLIN</u>										
Court										
A	4	2	11	8	14	3	2	3	12	9
B	20	18	20	29	38	12	20	13	23	38
C	40	43	32	48	36	31	43	30	41	39
D	45	53	58	57	85	50	43	60	60	52
E	26	30	51	38	48	29	30	44	42	38
Title 29	119	161	243	247	185	128	141	243	223	183
Other	52	16	26	12	32	57	11	19	26	17
TOTAL	306	323	441	439	438	310	290	412	427	376
<u>KENNEBEC</u>										
Court										
A	35	31	29	37	53	25	31	31	24	38
B	124	119	69	61	105	141	110	69	72	78
C	168	140	148	125	160	158	122	131	146	126
D	143	201	154	112	178	130	149	186	132	140
E	75	55	56	46	73	82	60	54	45	63
Title 29	176	211	205	249	299	159	161	212	222	283
Other	53	84	99	102	114	61	61	93	112	87
TOTAL	774	841	760	732	982	756	694	776	753	815
<u>KNOX</u>										
Court										
A	4	18	11	14	5	2	11	16	11	7
B	36	31	28	24	26	41	24	31	23	28
C	63	38	61	58	65	66	48	43	57	51
D	30	72	63	46	58	37	60	48	65	54
E	32	25	25	23	28	38	27	29	18	23
Title 29	88	91	166	169	168	62	95	163	182	132
Other	24	14	30	38	35	20	21	25	33	36
TOTAL	277	289	384	372	385	266	286	355	389	331

*Cases counted by defendant.

SUPERIOR COURT
CRIMINAL FILINGS AND DISPOSITIONS
BY CLASS OF CHARGE *
1978 - 1982

REGION III - con't.	FILINGS					DISPOSITIONS				
	1978	1979	1980	1981	1982	1978	1979	1980	1981	1982
<u>OXFORD</u> Court										
A	8	13	16	13	20	7	7	22	8	14
B	29	36	52	53	72	47	36	39	54	46
C	63	61	49	69	84	55	50	57	56	54
D	48	29	34	26	103	49	40	23	28	53
E	30	8	27	31	70	35	18	15	36	29
Title 29	93	104	138	111	89	108	58	136	112	100
Other	20	16	16	15	19	20	18	14	11	15
TOTAL	291	267	332	318	457	321	227	306	305	311
<u>SOMERSET</u> Court										
A	5	9	21	20	14	12	9	14	22	12
B	86	54	49	52	41	100	42	55	59	36
C	72	82	86	62	63	76	82	78	69	55
D	115	181	162	130	133	93	164	208	118	110
E	35	60	91	108	84	32	46	102	94	74
Title 29	205	342	482	546	318	132	311	518	510	300
Other	54	57	103	98	114	37	70	81	102	120
TOTAL	572	785	994	1,016	767	482	724	1,056	974	707
<u>WALDO</u> Court										
A	2	7	6	12	7	7	-	8	5	15
B	32	27	19	40	19	32	13	35	30	27
C	33	49	38	47	40	28	29	51	48	32
D	41	34	18	29	63	37	12	37	33	33
E	26	17	8	17	20	34	9	11	13	16
Title 29	62	45	42	51	69	55	33	44	58	45
Other	16	18	9	24	17	6	20	13	21	14
TOTAL	212	197	140	220	235	199	116	199	208	182

*Cases counted by defendant.

SUPERIOR COURT
CRIMINAL FILINGS AND DISPOSITIONS

TABLE SC-23
(cont.)

BY CLASS OF CHARGE *

1978 - 1982

R E G I O N	F I L I N G S					D I S P O S I T I O N S				
	1978	1979	1980	1981	1982	1978	1979	1980	1981	1982
<u>AROOSTOOK</u> Court										
A	34	25	25	27	28	22	29	20	24	30
B	38	49	39	48	43	48	61	50	52	39
C	180	104	103	115	129	162	146	94	107	118
D	161	122	137	162	159	173	132	113	187	139
E	100	113	57	64	55	181	101	98	78	58
Title 29	277	313	263	289	172	275	257	244	275	208
Other	65	66	50	81	62	56	54	49	91	59
TOTAL	855	792	674	786	648	917	780	668	814	651
<u>HANCOCK</u> Court										
A	8	10	24	14	11	11	11	4	22	6
B	27	30	41	36	25	19	39	33	41	20
C	32	40	44	57	60	35	36	40	51	39
D	29	44	16	33	49	41	27	35	24	28
E	11	7	9	10	24	19	36	9	10	13
Title 29	90	78	74	60	74	144	78	72	63	37
Other	29	27	22	18	10	17	21	23	16	6
TOTAL	226	236	230	228	253	286	248	216	227	149
<u>PENOBSCOT</u> Court										
A	28	35	43	27	39	28	33	37	29	32
B	77	117	82	82	84	89	93	85	90	81
C	140	161	216	253	223	150	152	173	220	226
D	100	251	125	75	157	130	210	141	94	147
E	97	171	89	66	94	98	144	95	80	99
Title 29	241	423	262	156	105	232	376	278	196	124
Other	114	81	45	50	54	120	69	68	42	51
TOTAL	797	1,239	862	709	756	847	1,077	877	751	760
<u>PISCATAQUIS</u> Court										
A	4	9	6	4	3	4	3	5	3	7
B	14	12	22	13	16	5	22	12	13	12
C	20	18	33	23	43	23	15	17	32	35
D	18	24	18	11	38	22	18	22	12	41
E	19	11	13	14	16	20	15	4	21	16
Title 29	30	43	34	35	16	38	40	16	43	24
Other	17	16	9	12	20	21	10	9	17	12
TOTAL	122	133	135	112	152	133	123	85	141	147
<u>WASHINGTON</u> Court										
A	6	20	17	15	16	6	13	26	9	13
B	37	57	39	53	31	35	29	64	34	34
C	52	76	47	87	66	43	67	48	75	50
D	61	47	32	27	26	50	42	44	29	21
E	26	32	17	10	15	22	38	17	14	8
Title 29	66	55	46	42	30	47	38	74	36	24
Other	46	13	10	33	20	32	23	20	23	18
TOTAL	294	300	208	267	204	235	250	293	220	168

*Cases counted by defendant.

SUPERIOR COURTCRIMINAL DISPOSITIONS BY TYPE OF DISPOSITION*

<u>TYPE OF DISPOSITION</u>	<u>1981</u> <u># DISPOSED</u>	<u>PERCENT</u> <u>OF DIS-</u> <u>POSITIONS</u>	<u>1982</u> <u># DISPOSED</u>	<u>PERCENT</u> <u>OF DIS-</u> <u>POSITIONS</u>
<u>S T A T E T O T A L</u>				
- District Court Bail Revised	147	1.6	129	1.6
- District Court Bail Affirmed	48	.5	79	1.0
- Dismissed by Court	109	1.2	112	1.4
- Dismissed by D.A. - Rule 48 (a)	2,992	32.7	2,553	31.4
- Filed Case	82	.9	112	1.4
- Juvenile Appeal Dispositions	25	.3	27	.4
- Not Guilty, Reason of Insanity	7	.1	5	.1
- Probation Revoked	84	.9	89	1.1
- Convicted - Plea	4,655	50.9	4,085	50.2
- Convicted - Jury Trial	348	3.8	291	3.6
- Convicted - Jury Waived Trial	127	1.4	87	1.1
- Acquitted - Jury Trial	137	1.5	149	1.8
- Acquitted - Jury Waived Trial	43	.5	49	.6
- Mistrial	22	.2	12	.1
- Other	<u>317</u>	<u>3.5</u>	<u>362</u>	<u>4.4</u>
TOTAL	9,143	100.0	8,141	100.0

*Includes the disposition of cases filed and refiled.
Cases counted by defendant.
Percentages may not total 100.0 due to rounding.
Types of dispositions are defined on page 122 of this report.

SUPERIOR COURT
CRIMINAL DISPOSITIONS BY TYPE OF DISPOSITION*

<u>TYPE OF DISPOSITION</u>	<u>1981</u> <u># DISPOSED</u>	<u>PERCENT</u> <u>OF DIS-</u> <u>POSITIONS</u>	<u>1982</u> <u># DISPOSED</u>	<u>PERCENT</u> <u>OF DIS-</u> <u>POSITIONS</u>
<u>REGION 1 - Cumberland</u>				
- District Court Bail Revised	52	2.9	25	1.5
- District Court Bail Affirmed	19	1.1	34	2.1
- Dismissed by Court	13	.7	12	.7
- Dismissed by D.A. - Rule 48(a)	722	40.8	601	37.1
- Filed Case	-	-	1	.1
- Juvenile Appeal Dispositions	-	-	3	.2
- Not Guilty, Reason of Insanity	1	.1	-	-
- Probation Revoked	26	1.5	12	.7
- Convicted - Plea	790	44.7	814	50.2
- Convicted - Jury Trial	37	2.1	25	1.5
- Convicted - Jury Waived Trial	6	.3	7	.4
- Acquitted - Jury Trial	15	.8	16	1.0
- Acquitted - Jury Waived Trial	4	.2	5	.3
- Mistrial	2	.1	-	-
- Other	81	4.6	66	4.1
TOTAL	1,768	100.0	1,621	100.0
<u>REGION 1 - Lincoln</u>				
- District Court Bail Revised	-	-	1	.5
- District Court Bail Affirmed	-	-	-	-
- Dismissed by Court	6	2.3	2	1.0
- Dismissed by D.A. - Rule 48(a)	64	24.1	35	18.3
- Filed Case	-	-	-	-
- Juvenile Appeal Dispositions	-	-	-	-
- Not Guilty, Reason of Insanity	1	.4	-	-
- Probation Revoked	-	-	2	1.0
- Convicted - Plea	165	62.0	130	68.1
- Convicted - Jury Trial	15	5.6	6	3.1
- Convicted - Jury Waived Trial	7	2.6	2	1.0
- Acquitted - Jury Trial	4	1.5	2	1.0
- Acquitted - Jury Waived Trial	2	.8	1	.5
- Mistrial	1	.4	2	1.0
- Other	1	.4	8	4.2
TOTAL	266	100.0	191	100.0

*Includes the disposition of cases filed and refiled.
Cases counted by defendant.
Percentages may not total 100.0 due to rounding.
Types of dispositions are defined on page 122 of this report.

SUPERIOR COURT
CRIMINAL DISPOSITIONS BY TYPE OF DISPOSITION*

<u>TYPE OF DISPOSITION</u>	<u>1981</u> <u># DISPOSED</u>	<u>PERCENT</u> <u>OF DIS-</u> <u>POSITIONS</u>	<u>1982</u> <u># DISPOSED</u>	<u>PERCENT</u> <u>OF DIS-</u> <u>POSITIONS</u>
<u>REGION I - Sagadahoc</u>				
- District Court Bail Revised	1	.4	1	.5
- District Court Bail Affirmed	1	.4	2	1.0
- Dismissed by Court	3	1.1	10	4.8
- Dismissed by D.A. - Rule 48 (a)	102	37.5	65	31.3
- Filed Case	-	-	-	-
- Juvenile Appeal Dispositions	-	-	-	-
- Not Guilty, Reason of Insanity	-	-	-	-
- Probation Revoked	-	-	-	-
- Convicted - Plea	137	50.4	109	52.4
- Convicted - Jury Trial	7	2.6	6	2.9
- Convicted - Jury Waived Trial	6	2.2	4	1.9
- Acquitted - Jury Trial	3	1.1	6	2.9
- Acquitted - Jury Waived Trial	3	1.1	1	.5
- Mistrial	1	.4	-	-
- Other	<u>8</u>	<u>2.9</u>	<u>4</u>	<u>1.9</u>
TOTAL	272	100.0	208	100.0
<u>REGION I - York</u>				
- District Court Bail Revised	9	.8	3	.3
- District Court Bail Affirmed	3	.3	6	.6
- Dismissed by Court	2	.2	5	.5
- Dismissed by D.A. - Rule 48 (a)	496	44.8	453	46.6
- Filed Case	6	.5	1	.1
- Juvenile Appeal Dispositions	-	-	2	.2
- Not Guilty, Reason of Insanity	1	.1	-	-
- Probation Revoked	3	.3	8	.8
- Convicted - Plea	512	46.3	416	42.8
- Convicted - Jury Trial	36	3.3	34	3.5
- Convicted - Jury Waived Trial	10	.9	5	.5
- Acquitted - Jury Trial	9	.8	12	1.2
- Acquitted - Jury Waived Trial	1	.1	4	.4
- Mistrial	-	-	-	-
- Other	<u>18</u>	<u>1.6</u>	<u>23</u>	<u>2.4</u>
TOTAL	1,106	100.00	972	100.0

*Includes the disposition of cases filed and refiled.
Cases counted by defendant.
Percentages may not total 100.0 due to rounding.
Types of dispositions are defined on page 122 of this report.

SUPERIOR COURT
CRIMINAL DISPOSITIONS BY TYPE OF DISPOSITION*

<u>TYPE OF DISPOSITION</u>	<u>1981</u> <u># DISPOSED</u>	<u>PERCENT</u> <u>OF DIS-</u> <u>POSITIONS</u>	<u>1982</u> <u># DISPOSED</u>	<u>PERCENT</u> <u>OF DIS-</u> <u>POSITIONS</u>
<u>REGION 11 - Androscoggin</u>				
- District Court Bail Revised	8	1.5	6	1.1
- District Court Bail Affirmed	1	.2	3	.5
- Dismissed by Court	11	2.1	13	2.4
- Dismissed by D.A. - Rule 48 (a)	165	31.4	157	28.5
- Filed Case	4	.8	8	1.5
- Juvenile Appeal Dispositions	4	.8	7	1.3
- Not Guilty, Reason of Insanity	-	-	1	.2
- Probation Revoked	3	.6	10	1.8
- Convicted - Plea	262	49.9	274	49.8
- Convicted - Jury Trial	16	3.0	15	2.7
- Convicted - Jury Waived Trial	11	2.1	6	1.1
- Acquitted - Jury Trial	13	2.5	14	2.5
- Acquitted - Jury Waived Trial	1	.2	3	.5
- Mistrial	3	.6	-	-
- Other	<u>23</u>	<u>4.4</u>	<u>33</u>	<u>6.0</u>
TOTAL	525	100.0	550	100.0
<u>REGION 11 - Franklin</u>				
- District Court Bail Revised	1	.2	6	1.6
- District Court Bail Affirmed	-	-	1	.3
- Dismissed by Court	7	1.6	4	1.1
- Dismissed by D.A. - Rule 48 (a)	131	30.7	121	32.2
- Filed Case	8	1.9	21	5.6
- Juvenile Appeal Dispositions	-	-	-	-
- Not Guilty, Reason of Insanity	-	-	-	-
- Probation Revoked	-	-	-	-
- Convicted - Plea	228	53.4	170	45.2
- Convicted - Jury Trial	17	4.0	16	4.3
- Convicted - Jury Waived Trial	11	2.6	2	.5
- Acquitted - Jury Trial	5	1.2	7	1.9
- Acquitted - Jury Waived Trial	7	1.6	4	1.1
- Mistrial	1	.2	-	-
- Other	<u>11</u>	<u>2.6</u>	<u>24</u>	<u>6.4</u>
TOTAL	427	100.0	376	100.0

*Includes the disposition of cases filed and refiled.
Cases counted by defendant.
Percentages may not total 100.0 due to rounding.
Types of dispositions are defined on page 122 of this report.

SUPERIOR COURT
CRIMINAL DISPOSITIONS BY TYPE OF DISPOSITION*

<u>TYPE OF DISPOSITION</u>	<u>1981 # DISPOSED</u>	<u>PERCENT OF DIS- POSITIONS</u>	<u>1982 # DISPOSED</u>	<u>PERCENT OF DIS- POSITIONS</u>
<u>REGION II - Kennebec</u>				
- District Court Bail Revised	17	2.3	22	2.7
- District Court Bail Affirmed	6	.8	13	1.6
- Dismissed by Court	14	1.9	5	.6
- Dismissed by D.A. - Rule 48(a)	188	25.0	205	25.2
- Filed Case	8	1.1	28	3.4
- Juvenile Appeal Dispositions	-	-	3	.3
- Not Guilty, Reason of Insanity	4	.5	1	.1
- Probation Revoked	29	3.9	26	3.2
- Convicted - Plea	382	50.7	416	51.0
- Convicted - Jury Trial	32	4.2	25	3.1
- Convicted - Jury Waived Trial	3	.4	7	.9
- Acquitted - Jury Trial	21	2.8	21	2.6
- Acquitted - Jury Waived Trial	6	.8	3	.4
- Mistrial	4	.5	2	.2
- Other	<u>39</u>	<u>5.2</u>	<u>38</u>	<u>4.7</u>
TOTAL	753	100.0	815	100.0
<u>REGION II - Knox</u>				
- District Court Bail Revised	5	1.3	-	-
- District Court Bail Affirmed	1	.3	3	.9
- Dismissed by Court	2	.5	8	2.4
- Dismissed by D.A. - Rule 48(a)	83	21.3	72	21.8
- Filed Case	-	-	-	-
- Juvenile Appeal Dispositions	-	-	-	-
- Not Guilty, Reason of Insanity	-	-	-	-
- Probation Revoked	4	1.0	6	1.8
- Convicted - Plea	255	65.6	204	61.6
- Convicted - Jury Trial	8	2.1	7	2.1
- Convicted - Jury Waived Trial	11	2.8	4	1.2
- Acquitted - Jury Trial	2	.5	3	.9
- Acquitted - Jury Waived Trial	-	-	2	.6
- Mistrial	1	.3	1	.3
- Other	<u>17</u>	<u>4.4</u>	<u>21</u>	<u>6.3</u>
TOTAL	389	100.0	331	100.0

*Includes the disposition of cases filed and refiled.
Cases counted by defendant.
Percentages may not total 100.0 due to rounding.
Types of dispositions are defined on page 122 of this report.

SUPERIOR COURT
CRIMINAL DISPOSITIONS BY TYPE OF DISPOSITION*

<u>TYPE OF DISPOSITION</u>	<u>1981</u> <u># DISPOSED</u>	<u>PERCENT</u> <u>OF DIS-</u> <u>POSITIONS</u>	<u>1982</u> <u># DISPOSED</u>	<u>PERCENT</u> <u>OF DIS-</u> <u>POSITIONS</u>
<u>REGION II - Oxford</u>				
- District Court Bail Revised	6	2.0	9	2.9
- District Court Bail Affirmed	-	-	2	.6
- Dismissed by Court	14	4.6	12	.39
- Dismissed by D.A. - Rule 48 (a)	94	30.9	92	29.6
- Filed Case	-	-	-	-
- Juvenile Appeal Dispositions	6	2.0	4	1.3
- Not Guilty, Reason of Insanity	-	-	-	-
- Probation Revoked	1	.3	-	-
- Convicted - Plea	136	44.7	132	42.4
- Convicted - Jury Trial	33	10.9	32	10.3
- Convicted - Jury Waived Trial	3	1.0	4	1.3
- Acquitted - Jury Trial	6	2.0	11	3.5
- Acquitted - Jury Waived Trial	1	.3	4	1.3
- Mistrial	-	-	1	.3
- Other	<u>4</u>	<u>1.3</u>	<u>8</u>	<u>2.6</u>
TOTAL	304	100.0	311	100.0
<u>REGION II - Somerset</u>				
- District Court Bail Revised	16	1.6	33	4.7
- District Court Bail Affirmed	5	.5	5	.7
- Dismissed by Court	15	1.5	12	1.7
- Dismissed by D.A. - Rule 48 (a)	226	23.2	137	19.4
- Filed Case	24	2.5	26	3.7
- Juvenile Appeal Dispositions	-	-	1	.1
- Not Guilty, Reason of Insanity	-	-	-	-
- Probation Revoked	7	.7	10	1.4
- Convicted - Plea	583	59.9	398	56.3
- Convicted - Jury Trial	29	3.0	16	2.3
- Convicted - Jury Waived Trial	19	2.0	12	1.7
- Acquitted - Jury Trial	13	1.3	8	1.1
- Acquitted - Jury Waived Trial	8	.8	13	1.8
- Mistrial	4	.4	-	-
- Other	<u>25</u>	<u>2.6</u>	<u>36</u>	<u>5.1</u>
TOTAL	974	100.0	707	100.0

*Includes the disposition of cases filed and refiled.
Cases counted by defendant.
Percentages may not total 100.0 due to rounding.
Types of dispositions are defined on page 122 of this report.

SUPERIOR COURT
CRIMINAL DISPOSITIONS BY TYPE OF DISPOSITION*

<u>TYPE OF DISPOSITION</u>	<u>1981 # DISPOSED</u>	<u>PERCENT OF DIS- POSITIONS</u>	<u>1982 # DISPOSED</u>	<u>PERCENT OF DIS- POSITIONS</u>
<u>REGION II - Waldo</u>				
- District Court Bail Revised	-	-	-	-
- District Court Bail Affirmed	-	-	-	-
- Dismissed by Court	2	1.0	4	2.2
- Dismissed by D.A. - Rule 48(a)	41	19.7	45	24.7
- Filed Case	-	-	-	-
- Juvenile Appeal Dispositions	8	3.8	-	-
- Not Guilty, Reason of Insanity	-	-	-	-
- Probation Revoked	4	1.9	-	-
- Convicted - Plea	130	62.5	99	54.4
- Convicted - Jury Trial	8	3.8	10	5.5
- Convicted - Jury Waived Trial	6	2.9	4	2.2
- Acquitted - Jury Trial	3	1.4	-	-
- Acquitted - Jury Waived Trial	-	-	-	-
- Mistrial	-	-	1	.5
- Other	<u>6</u>	<u>2.9</u>	<u>19</u>	<u>10.4</u>
TOTAL	208	100.0	182	100.0
<u>REGION III - Aroostook</u>				
- District Court Bail Revised	24	2.9	15	2.3
- District Court Bail Affirmed	9	1.1	7	1.1
- Dismissed by Court	4	.5	6	.9
- Dismissed by D.A. - Rule 48(a)	283	34.8	255	39.2
- Filed Case	25	3.1	18	2.8
- Juvenile Appeal Dispositions	2	.2	-	-
- Not Guilty, Reason of Insanity	-	-	-	-
- Probation Revoked	-	-	4	.6
- Convicted - Plea	378	46.4	279	42.9
- Convicted - Jury Trial	25	3.1	21	3.2
- Convicted - Jury Waived Trial	15	1.8	8	1.2
- Acquitted - Jury Trial	16	2.0	12	1.8
- Acquitted - Jury Waived Trial	-	-	3	.5
- Mistrial	-	-	1	.2
- Other	<u>33</u>	<u>4.1</u>	<u>22</u>	<u>3.4</u>
TOTAL	814	100.0	651	100.0

*Includes the disposition of cases filed and refiled.
Cases counted by defendant.
Percentages may not total 100.0 due to rounding.
Types of dispositions are defined on page 122 of this report.

SUPERIOR COURT
CRIMINAL DISPOSITIONS BY TYPE OF DISPOSITION*

<u>TYPE OF DISPOSITION</u>	<u>1981</u> <u># DISPOSED</u>	<u>PERCENT</u> <u>OF DIS-</u> <u>POSITIONS</u>	<u>1982</u> <u># DISPOSED</u>	<u>PERCENT</u> <u>OF DIS-</u> <u>POSITIONS</u>
<u>REGION III - Hancock</u>				
- District Court Bail Revised	-	-	1	.7
- District Court Bail Affirmed	-	-	-	-
- Dismissed by Court	1	.4	1	.7
- Dismissed by D.A. - Rule 48 (a)	63	27.8	33	22.1
- Filed Case	-	-	-	-
- Juvenile Appeal Dispositions	1	.4	2	1.4
- Not Guilty, Reason of Insanity	-	-	-	-
- Probation Revoked	-	-	-	-
- Convicted - Plea	137	60.4	85	57.0
- Convicted - Jury Trial	14	6.2	7	4.7
- Convicted - Jury Waived Trial	1	.4	-	-
- Acquitted - Jury Trial	1	.4	7	4.7
- Acquitted - Jury Waived Trial	-	-	-	-
- Mistrial	3	1.3	1	.7
- Other	<u>6</u>	<u>2.6</u>	<u>12</u>	<u>8.1</u>
TOTAL	227	100.0	149	100.0
<u>REGION III - Penobscot</u>				
- District Court Bail Revised	8	1.1	7	.9
- District Court Bail Affirmed	3	.4	3	.4
- Dismissed by Court	7	.9	12	1.6
- Dismissed by D.A. - Rule 48 (a)	211	28.2	188	24.7
- Filed Case	-	-	-	-
- Juvenile Appeal Dispositions	4	.5	5	.7
- Not Guilty, Reason of Insanity	-	-	3	.4
- Probation Revoked	4	.5	7	.9
- Convicted - Plea	386	51.5	417	54.7
- Convicted - Jury Trial	44	5.9	49	6.4
- Convicted - Jury Waived Trial	15	2.0	16	2.1
- Acquitted - Jury Trial	22	2.9	22	2.9
- Acquitted - Jury Waived Trial	9	1.2	2	.3
- Mistrial	-	-	-	-
- Other	<u>36</u>	<u>4.8</u>	<u>31</u>	<u>4.1</u>
TOTAL	749	100.0	762	100.0

*Includes the disposition of cases filed and refiled.
Cases counted by defendant.
Percentages may not total 100.0 due to rounding.
Types of dispositions are defined on page 122 of this report.

SUPERIOR COURT
CRIMINAL DISPOSITIONS BY TYPE OF DISPOSITION*

<u>TYPE OF DISPOSITION</u>	<u>1981</u> <u># DISPOSED</u>	<u>PERCENT</u> <u>OF DIS-</u> <u>POSITIONS</u>	<u>1982</u> <u># DISPOSED</u>	<u>PERCENT</u> <u>OF DIS-</u> <u>POSITIONS</u>
<u>REGION III - Piscataquis</u>				
- District Court Bail Revised	-	-	-	-
- District Court Bail Affirmed	-	-	-	-
- Dismissed by Court	1	.7	-	-
- Dismissed by D.A. - Rule 48 (a)	69	48.9	60	40.8
- Filed Case	-	-	8	5.4
- Juvenile Appeal Dispositions	-	-	-	-
- Not Guilty, Reason of Insanity	-	-	-	-
- Probation Revoked	1	.7	4	2.7
- Convicted - Plea	62	44.0	59	40.1
- Convicted - Jury Trial	2	1.4	2	1.4
- Convicted - Jury Waived Trial	1	.7	-	-
- Acquitted - Jury Trial	-	-	2	1.4
- Acquitted - Jury Waived Trial	-	-	-	-
- Mistrial	-	-	1	.7
- Other	<u>5</u>	<u>3.5</u>	<u>11</u>	<u>7.5</u>
TOTAL	141	100.0	147	100.0
<u>REGION III - Washington</u>				
- District Court Bail Revised	-	-	-	-
- District Court Bail Affirmed	-	-	-	-
- Dismissed by Court	7	3.2	6	3.6
- Dismissed by D.A. - Rule 48 (a)	54	24.5	34	20.2
- Filed Case	7	3.2	1	.6
- Juvenile Appeal Dispositions	-	-	-	-
- Not Guilty, Reason of Insanity	-	-	-	-
- Probation Revoked	2	.9	-	-
- Convicted - Plea	112	50.9	83	49.4
- Convicted - Jury Trial	25	11.4	20	11.9
- Convicted - Jury Waived Trial	2	.9	6	3.6
- Acquitted - Jury Trial	4	1.8	6	3.6
- Acquitted - Jury Waived Trial	1	.5	4	2.4
- Mistrial	2	.9	2	1.2
- Other	<u>4</u>	<u>1.8</u>	<u>6</u>	<u>3.6</u>
TOTAL	220	100.0	168	100.0

*Includes the disposition of cases filed and refiled.
Cases counted by defendant.
Percentages may not total 100.0 due to rounding.
Types of dispositions are defined on page 122 of this report.

CRIMINAL JURY TRIALSBY TYPE OF CASE *1982

<u>STATE TOTALS</u>	<u>No. of Jury Trials</u>	<u>No. of Jury Trial Days</u>	<u>% of All Jury Trials</u>
Bail Review	-	-	-
Transfer	173	210.0	40.3
Appeal	39	51.5	9.1
Boundover	21*	39.5	4.9
Indictment	184	386.0	42.9
Information	6	11.5	1.4
Juvenile Appeal	-	-	-
Other	-	-	-
Refiling-Probation Revocation	-	-	-
Refiling - New Trial	6	13.0	1.4
TOTAL	429	711.5	100.0

*These are cases which were originally filed in the Superior Court as boundovers from the District Court, but which resulted in indictments.

SUPERIOR COURT
CRIMINAL JURY TRIALS *

	<u>1978</u>		<u>1979</u>		<u>1980</u>		<u>1981</u>		<u>1982</u>	
	<u>No. of Trials</u>	<u>No. of Days</u>	<u>No. of Trials</u>	<u>No. of Days</u>	<u>No. of Trials</u>	<u>No. of Days</u>	<u>No. of Trials</u>	<u>No. of Days</u>	<u>No. of Trials</u>	<u>No. of Days</u>
<u>REGION I:</u>										
- Cumberland	78	141.5	74	126.0	47	102.5	52	126.5	44	91.0
- Lincoln	28	27.0	18	21.5	13	24.5	17	44.0	10	12.0
- Sagadahoc	13	16.0	14	13.0	20	21.0	12	18.0	10	15.0
- York	<u>47</u>	<u>72.0</u>	<u>41</u>	<u>59.5</u>	<u>40</u>	<u>68.5</u>	<u>40</u>	<u>60.0</u>	<u>40</u>	<u>76.5</u>
<u>Sub Total:</u>	166	256.5	147	220.0	120	216.5	121	248.5	104	194.5
<u>REGION II:</u>										
- Androscoggin	24	33.0	28	43.5	55	67.5	36	57.5	33	59.5
- Franklin	21	27.0	27	33.5	20	25.5	21	32.0	21	31.0
- Kennebec	69	76.0	33	42.0	55	87.0	53	53.0	50	76.0
- Knox	16	34.0	23	41.5	15	24.0	13	33.0	11	27.0
- Oxford	15	38.0	19	35.5	19	22.0	20	22.0	24	30.5
- Somerset	21	42.0	40	72.5	39	49.0	35	54.5	20	34.5
- Waldo	<u>23</u>	<u>29.0</u>	<u>17</u>	<u>25.0</u>	<u>18</u>	<u>24.5</u>	<u>12</u>	<u>16.0</u>	<u>10</u>	<u>24.5</u>
<u>Sub Total:</u>	189	279.0	187	293.5	221	299.5	190	268.0	169	283.0
<u>REGION III:</u>										
- Aroostook	23	24.0	23	28.5	24	32.0	32	36.0	32	44.0
- Hancock	23	22.0	21	30.5	18	30.0	16	20.0	17	29.0
- Penobscot	63	74.5	51	55.5	57	87.0	65	100.0	71	108.0
- Piscataquis	10	20.0	3	2.0	6	9.0	3	5.0	5	8.5
- Washington	<u>18</u>	<u>38.5</u>	<u>13</u>	<u>24.5</u>	<u>25</u>	<u>28.5</u>	<u>26</u>	<u>41.0</u>	<u>31</u>	<u>44.5</u>
<u>Sub Total:</u>	137	179.0	111	141.0	130	186.5	142	202.0	156	234.0
<u>STATE TOTAL</u>	492	714.5	445	654.5	471	702.5	453	718.5	429	711.5

*Trials counted by defendant.

SUPERIOR COURT
CRIMINAL JURY WAIVED TRIALS *

	1978		1979		1980		1981		1982	
	No. of Trials	No. of Days	No. of Trials	No. of Days	No. of Trials	No. of Days	No. of Trials	No. of Days	No. of Trials	No. of Days
<u>REGION I:</u>										
- Cumberland	25	26.0	23	34.5	32	26.5	20	19.5	12	15.0
- Lincoln	15	16.5	8	4.0	9	4.5	10	5.0	3	2.5
- Sagadahoc	9	5.0	7	6.5	10	7.0	9	5.0	5	5.0
- York	8	5.0	9	6.5	7	5.5	11	6.5	9	9.0
Sub Total:	57	52.5	47	51.5	58	43.5	50	36.0	29	31.5
<u>REGION II:</u>										
- Androscoggin	9	9.0	8	7.0	9	5.5	5	3.5	9	5.0
- Franklin	18	9.5	20	11.0	7	5.0	12	6.0	6	4.0
- Kennebec	10	8.5	17	11.0	23	16.5	15	10.0	13	8.5
- Knox	14	7.0	7	4.0	14	7.5	8	5.5	6	4.0
- Oxford	3	2.0	3	2.0	9	5.0	5	3.0	5	2.5
- Somerset	8	5.5	16	13.0	10	6.5	19	12.0	20	10.5
- Waldo	2	3.0	5	3.0	5	4.0	4	4.5	3	2.5
Sub Total:	64	44.5	76	51.0	77	50.0	68	44.5	62	37.0
<u>REGION III:</u>										
- Aroostook	38	25.5	6	9.0	6	8.5	9	5.5	10	6.5
- Hancock	9	4.5	3	3.0	8	10.5	1	.5	0	0
- Penobscot	52	37.0	82	62.0	42	34.0	23	22.5	20	23.5
- Piscataquis	6	3.0	3	2.0	0	0	2	1.0	0	0
- Washington	11	16.0	1	1.0	4	10.0	3	1.5	7	3.5
Sub Total:	116	86.0	95	77.0	60	63.0	38	31.0	37	33.5
<u>STATE TOTAL</u>	237	183.0	218	179.5	195	156.5	156	111.5	128	102.0

*Trials counted by defendant.

SUPERIOR COURT
CRIMINAL CASELOAD TIME REPORT
AVERAGE TIME TO JURY TRIAL*

	<u>I N D I C T M E N T S**</u>			<u>T R A N S F E R S</u>			<u>A P P E A L S</u>		
	AVERAGE NUMBER OF DAYS FROM FIRST APPEARANCE TO JURY TRIAL			AVERAGE NUMBER OF DAYS FROM FILING TO JURY TRIAL			AVERAGE NUMBER OF DAYS FROM FILING TO JURY TRIAL		
	<u>1980</u>	<u>1981</u>	<u>1982</u>	<u>1980</u>	<u>1981</u>	<u>1982</u>	<u>1980</u>	<u>1981</u>	<u>1982</u>
<u>REGION I:</u>									
- Cumberland	185	183	172	98	110	145	121	152	183
- Lincoln	199	171	246	97	152	271	-	132	135
- Sagadahoc	82	121	152	90	161	145	116	76	223
- York	200	94	116	169	168	257	238	139	244
<u>REGION II:</u>									
- Androscoggin	209	236	239	154	266	145	211	344	226
- Franklin	130	93	139	124	119	208	136	90	338
- Kennebec	114	148	117	129	102	141	188	189	208
- Knox	229	68	96	129	114	327	-	92	183
- Oxford	164	183	277	191	222	241	233	198	202
- Somerset	65	110	139	121	84	90	136	-	-
- Waldo	196	139	188	182	79	145	275	84	-
<u>REGION III:</u>									
- Aroostook	136	227	198	201	237	224	333	180	270
- Hancock	337	264	327	63	105	408	175	144	272
- Penobscot	191	242	212	159	170	123	144	194	115
- Piscataquis	192	-	214	229	-	140	-	254	-
- Washington	224	225	291	278	268	294	320	243	308
<u>S T A T E T O T A L</u>	182	181	200	152	153	181	179	180	224

*Cases in which more than 15 days elapsed between the date of capias issuance and the first appearance date are not included.

**Does not include indictments in cases originally filed in Superior Court as boundovers from District Court.

SUPERIOR COURT
CRIMINAL CASELOAD TIME REPORT
AVERAGE TIME TO DISPOSITION*

	<u>I N D I C T M E N T S**</u>			<u>T R A N S F E R S</u>			<u>A P P E A L S</u>		
	AVERAGE NUMBER OF DAYS FROM FIRST APPEARANCE TO DISPOSITION			AVERAGE NUMBER OF DAYS FROM FILING TO DISPOSITION			AVERAGE NUMBER OF DAYS FROM FILING TO DISPOSITION		
	<u>1980</u>	<u>1981</u>	<u>1982</u>	<u>1980</u>	<u>1981</u>	<u>1982</u>	<u>1980</u>	<u>1981</u>	<u>1982</u>
<u>REGION I:</u>									
- Cumberland	162	137	137	118	121	150	171	141	205
- Lincoln	146	140	149	95	115	152	224	112	175
- Sagadahoc	66	98	171	75	114	135	92	118	211
- York	136	86	106	203	148	238	223	172	260
 <u>REGION II:</u>									
- Androscoggin	161	202	185	187	215	182	199	310	284
- Franklin	78	153	155	106	117	154	151	165	293
- Kennebec	130	156	133	107	150	122	173	130	253
- Knox	175	219	119	129	185	116	106	127	173
- Oxford	123	131	186	181	185	181	173	209	195
- Somerset	68	94	76	88	76	89	117	124	73
- Waldo	167	104	143	177	97	94	170	144	102
 <u>REGION III:</u>									
- Aroostook	139	154	147	174	194	163	146	146	178
- Hancock	163	212	186	177	146	255	155	200	265
- Penobscot	117	141	160	114	186	96	112	147	155
- Piscataquis	180	197	236	145	262	218	184	276	382
- Washington	303	194	260	248	204	234	245	169	294
 <u>S T A T E T O T A L:</u>	146	144	148	134	141	149	163	159	219

*Cases in which more than 15 days elapsed between the date of capias issuance and the first appearance date are not included.

**Does not include indictments in cases originally filed in Superior Court as boundovers from District Court.

SUPERIOR COURT
CRIMINAL CASELOAD TIME REPORT
ACTUAL TIME TO DISPOSITION

TABLE SC-28
(cont.)

1982

FILING OR FIRST APPEARANCE TO DISPOSITION*

	No. of Cases 0-30 Days	No. of Cases 31-60 Days	No. of Cases 61-90 Days	No. of Cases 91-120 Days	No. of Cases 121-Up Days		No. of Cases 0-30 Days	No. of Cases 31-60 Days	No. of Cases 61-90 Days	No. of Cases 91-120 Days	No. of Cases 121-Up Days
<u>REGION I:</u>						<u>REGION III:</u>					
<u>Cumberland</u>						<u>Aroostook</u>					
- Indictments	60	61	50	39	348	- Indictments	19	11	13	12	53
- Transfers	45	66	41	44	396	- Transfers	29	51	54	46	162
- Appeals	-	7	3	-	51	- Appeals	3	2	2	2	16
<u>Lincoln</u>						<u>Hancock</u>					
- Indictments	7	2	1	2	20	- Indictments	8	5	2	1	30
- Transfers	4	1	25	20	52	- Transfers	3	1	6	5	37
- Appeals	1	1	-	3	13	- Appeals	-	-	1	-	11
<u>Sagadahoc</u>						<u>Penobscot</u>					
- Indictments	4	-	1	4	16	- Indictments	29	26	33	43	168
- Transfers	6	8	20	35	58	- Transfers	32	87	70	25	62
- Appeals	-	1	1	1	10	- Appeals	3	7	8	3	25
<u>York</u>						<u>Piscataquis</u>					
- Indictments	54	31	40	27	71	- Indictments	3	8	-	6	14
- Transfers	9	20	37	46	299	- Transfers	1	10	15	8	33
- Appeals	1	4	-	5	56	- Appeals	-	1	4	-	5
<u>REGION II:</u>						<u>Washington</u>					
<u>Androscoggin</u>						- Indictments					
- Indictments	22	24	20	18	104	- Transfers	3	1	9	1	64
- Transfers	18	9	15	34	105	- Appeals	-	-	3	-	27
- Appeals	1	1	1	6	29	- Appeals	1	-	1	-	9
<u>Franklin</u>						<u>STATE TOTAL</u>					
- Indictments	12	8	1	5	25	- Indictments	335	202	240	196	1,081
- Transfers	14	27	22	8	154	- Transfers	283	579	534	459	1,807
- Appeals	-	1	-	1	12	- Appeals	14	34	36	29	315
<u>Kennebec</u>											
- Indictments	62	11	21	17	81						
- Transfers	32	66	74	74	165						
- Appeals	-	2	6	3	28						
<u>Knox</u>											
- Indictments	11	3	24	2	14						
- Transfers	13	44	28	27	58						
- Appeals	1	-	-	-	19						
<u>Oxford</u>											
- Indictments	5	-	6	7	31						
- Transfers	19	1	2	16	89						
- Appeals	-	-	4	-	26						
<u>Somerset</u>											
- Indictments	32	8	9	8	16						
- Transfers	53	165	96	60	89						
- Appeals	3	7	1	2	3						
<u>Waldo</u>											
- Indictments	4	3	10	4	26						
- Transfers	5	23	26	11	21						
- Appeals	-	-	4	3	2						

*Indictments measured from first appearance date.

Transfers and Appeals measured from filing date.

Indictments do not include those indictments in cases originally filed in Superior Court as boundovers from District Court.

Cases in which more than 15 days elapsed between the date of capias issuance and the first appearance date are not included.

CRIMINAL DEFINITIONS

REFILING:

These are matters which have been previously disposed and which have been brought before the Superior Court for further action, although for statistical purposes, such matters are limited to the following circumstances:

1. When a case remanded to the District Court returns to the Superior Court for further action.
2. When a case appealed to the Law Court returns to the Superior Court for further action.
3. When a mistrial occurs and a second trial is required; when a motion for a new trial is granted; or when a case, for any other reason, requires a trial after its original disposition.
4. When a probation revocation is filed.

TYPE OF CASE:

1. Bail Review: Review and hearing of bail set in the District Court by a justice of the Superior Court.
2. Transfer: A criminal matter removed from the District Court to the Superior Court after the defendant has been arraigned and entered a plea of not guilty in the District Court.
3. Appeal: A criminal matter removed from the District Court to the Superior Court after judgment has been entered in the District Court.
4. Boundover: An action filed in the Superior Court after probable cause has been found in the District Court, even if an indictment is filed subsequently.
5. Indictment: An action brought to the Superior Court for determination after the Grand Jury has found that the prosecutor has sufficient evidence to bring the case to trial.
6. Information: An action brought to the Superior Court for trial after the defendant has waived his right to be indicted by the Grand Jury and allows the prosecutor to proceed on a complaint describing the alleged offense.
7. Juvenile Appeal: A juvenile case removed to the Superior Court for review after judgment has been entered in the juvenile court.
8. Other: An action which is not included in any of the above categories, (e.g., motions to suppress in a District Court case, reviews of indigency determination, post-conviction reviews).
9. Refiling-Probation Revocation: A petition to revoke probation.
10. Refiling-New Trial: A previously tried matter requires retrial.

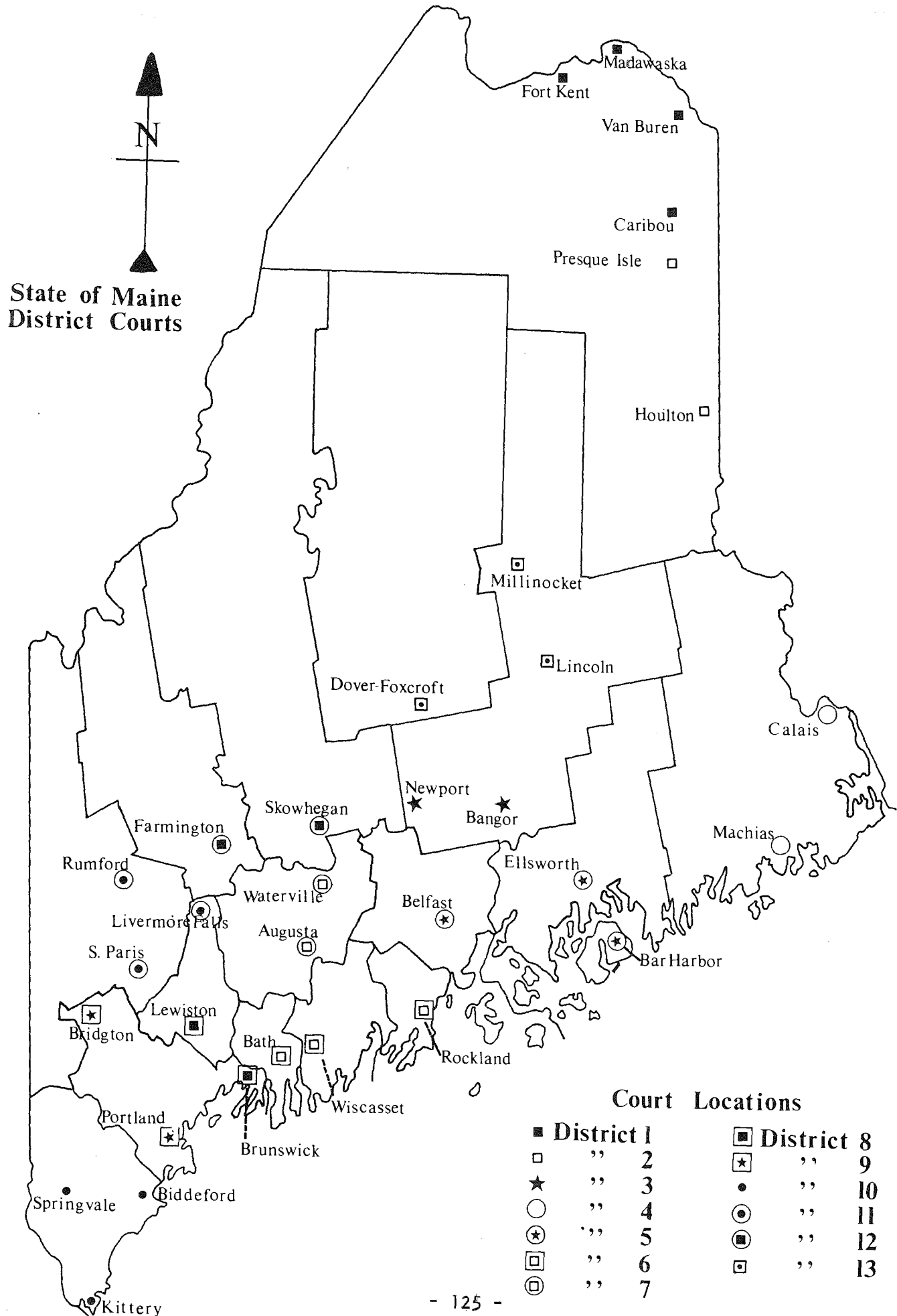
TYPE OF DISPOSITION:

1. District Court Bail Revised: Bail set by the District Court is changed by a justice of the Superior Court.

2. District Court Bail Affirmed: Bail set by the District Court is maintained at the same level by a justice of the Superior Court.
3. Dismissed By Court: Dismissed by a justice of the Superior Court.
4. Dismissed by D.A. Rule 48(a): Dismissed by the District Attorney.
5. Filed Case: Upon consent of the defendant and District Attorney, the case is terminated without final judgment of guilt or innocence.
6. Juvenile Appeal Dispositions: A Superior Court justice affirms the order of adjudication of a juvenile crime and any other orders, or reverses the juvenile order and remands the matter for further proceedings.
7. Not Guilty, Reason Of Insanity: The judgment reflects a finding of insanity by either the court or a jury.
8. Probation Revoked: A justice finds that probation conditions have been violated and probation is revoked.
9. Convicted: There is a finding of guilty by either the court or a jury.
10. Acquitted: There is a finding of not guilty by either the court or a jury.
11. Mistrial: A justice rules that an erroneous or invalid trial has occurred.
12. Other: A disposition which is not included in any of the above categories (e.g., change of venue).

Appendix III

District Court Caseload Statistics



**State of Maine
District Courts**



Court Locations

- | | | | |
|---|------------|---|------------|
| ■ | District 1 | ■ | District 8 |
| □ | " 2 | ★ | " 9 |
| ★ | " 3 | ● | " 10 |
| ○ | " 4 | ⊙ | " 11 |
| ★ | " 5 | ⊠ | " 12 |
| ⊠ | " 6 | ⊡ | " 13 |
| ⊙ | " 7 | | |

MAINE DISTRICT COURT

J U D G E S

Hon. Bernard M. Devine, Chief Judge

District I: Hon. Paul T. Pierson

District II: Hon. Julian W. Turner

District III: Hon. Eugene W. Beaulieu
Hon. F. Davis Clark

District IV: Hon. Earl J. Wahl

District V: Hon. Jack O. Smith

District VI: Hon. Alan C. Pease, Deputy Chief Judge

District VII: Hon. Courtland D. Perry, II

District VIII: Hon. L. Damon Scales, Jr.

District IX: Hon. Robert W. Donovan

District X: Hon. Roland A. Cole

District XI: Hon. John L. Batherson

District XII: Hon. John W. Benoit, Jr.

District XIII: Hon. Susan W. Calkins

At-Large: Hon. G. Arthur Brennan
Hon. Millard E. Emanuelson
Hon. Harriet P. Henry
Hon. Ronald L. Kellam
Hon. Ronald D. Russell

Active Retired: Hon. Israel Alpren
Hon. Paul A. MacDonald
Hon. Arthur A. Nadeau, Jr.
Hon. Roland J. Poulin
Hon. Edwin R. Smith
Hon. Simon Spill
Hon. Matthew Williams

MAINE DISTRICT COURT

C L E R K S

<u>District I:</u>	Caribou Fort Kent Madawaska Van Buren	Norma Duheme Geneva Desjardins Norma Gerard Carmen Cyr
<u>District II:</u>	Houlton Presque Isle	Freda Carson Bonnie Clayton
<u>District III:</u>	Bangor Newport	Thelma Holmes Jane Sawyer
<u>District IV:</u>	Calais Machias	Elsie McGarrigle Annie H. Hanscom
<u>District V:</u>	Bar Harbor Belfast Ellsworth	Arlene Jordan Donna Bonney Margaret Dorr
<u>District VI:</u>	Bath Rockland Wiscasset	Ann Feeney Mary Ledger Barbara Cowan
<u>District VII:</u>	Augusta Waterville	Mary Godbout June L'Heureux
<u>District VIII:</u>	Brunswick Lewiston	Susan Arnold Yvette Houle
<u>District IX:</u>	Bridgton Portland	Beverly MacKerron Susan MacDonald
<u>District X:</u>	Biddeford Kittery Springvale	Vivian Hickey Patricia Beatty Alice Monroe
<u>District XI:</u>	Livermore Falls Rumford South Paris	Dolores Richards Eleanor Sciaraffa Joan Millett
<u>District XII:</u>	Farmington Skowhegan	Constance Small Sandra Carroll
<u>District XIII:</u>	Dover-Foxcroft Lincoln Millinocket	Margaret Poulin Ann Coolong Nancy Turmel

DISTRICT COURT CASELOAD STATISTICS

The District Court Statistical Reporting System was established in July 1978 to collect information concerning filings, dispositions, and various caseload activities by type of case, although the reporting of gross filings and dispositions began in fiscal year 1975. Beginning in 1982, only those statistics relating to filings, dispositions, and waivers have been collected. The system is a totally manual operation; monthly statistical forms are completed by each District Court clerk and submitted to the Administrative Office of the Courts for manual compilation and analysis on a quarterly and annual basis. Considerable problems have arisen during the past several years concerning the collection of District Court statistics, primarily due to the enormous volume of cases being manually tallied. While the statistics may be less than 100% accurate, they do nevertheless indicate certain gross trends since 1979, although it should be noted that only a limited view of District Court workload can be provided, since cases such as small claims and divorce require significant additional activity after judgment is entered and the case is reported as disposed. Footnotes for the District Court statistical tables appear on Page 150 of this report. Case type definitions appear on Page 151.

Table DC-1: Total Filings

This table includes all types of cases filed in the Maine District Court, and indicates the rather steady decline in filings since 1979. It should be noted, however, that the high number of 1979 filings in the District Courts located in Caribou, Fort Kent, Madawaska, Van Buren, Presque Isle, Bangor, Calais, and Skowhegan will be audited during 1983 to insure their accuracy.

Table DC-2: Total Filings in the Nine Largest District Courts

The nine largest District Court locations are responsible for over 61% of all District Court case filings statewide.

Table DC-3: Filings, Excluding "Civil Violations and Traffic Infractions"

Since the case type entitled "Civil Violations and Traffic Infractions" generally requires virtually no judge-time and less than average clerical time, these cases have been excluded on this table.

Graph DC-4: Composition of 1982 Caseload

This graph depicts the types of cases comprising the District Court's caseload.

Table DC-5: Filings and Dispositions by Type of Case

This table details the types of cases filed and disposed in the 33 District Court locations since 1979. Criminal A-B-C, Criminal D-E, and Small Claims cases have experienced steady increases, while the number of Civil Violations and Traffic Infractions filed in 1982 was over 20,000 less than the number filed in 1979. The composition of the total District Court caseload has changed as well; in 1979, almost 43% of all cases were Civil Violations and Traffic Infractions, while these cases accounted for only 37% by 1982. There were 1,574 family abuse cases filed under Title 19 during 1982.

Table DC-6: Waivers

The bulk of these waivers are for civil violations and traffic infraction cases. The number of waivers has decreased since 1979, but still totalled more than 80,000 statewide during 1982.

Table DC-7: Recording

The Electronic Recording Division of the District Court reports that there were almost 6,000 matters recorded during 1982.

DISTRICT COURT

TABLE DC-1

TOTAL FILINGS

1979 - 1982

		1979 (a)	1980	1981	1982	% Change 1979-1982
DISTRICT I:	Caribou	5,261	3,689	3,461	3,551	-32.5
	Fort Kent	1,640	1,394	1,618	1,234	-24.8
	Madawaska	2,708	1,921	1,458	1,318	-51.3
	Van Buren	674	569	658	479	-28.9
	Sub Total	10,283	7,573	7,195	6,582	-36.0
DISTRICT II:	Houlton	5,508	5,127	5,857	4,627	-16.0
	Presque Isle	6,726	5,487	5,151	4,591	-31.7
	Sub Total	12,234	10,614	11,008	9,218	-24.7
DISTRICT III:	Bangor	17,327	16,172	15,920	16,123	-7.0
	Newport	5,268	4,998	3,931	3,497	-33.6
	Sub Total	22,595	21,170	19,851	19,620	-13.2
DISTRICT IV:	Calais	3,609	2,858	2,690	2,600	-28.0
	Machias	2,864	2,506	2,182	2,683	-6.3
	Sub Total	6,473	5,364	4,872	5,283	-18.4
DISTRICT V:	Bar Harbor	1,325	1,437	1,486	1,442	8.8
	Belfast	4,707	4,379	4,421	4,244	-9.8
	Ellsworth	5,530	5,486	5,668	6,458	16.8
	Sub Total	11,562	11,302	11,575	12,144	5.0
DISTRICT VI:	Bath	6,783	6,882	6,548	5,480	-19.2
	Rockland	6,121	5,575	5,474	5,972	-2.4
	Wiscasset	4,726	4,609	4,718	4,753	.6
	Sub Total	17,630	17,066	16,740	16,205	-8.1
DISTRICT VII:	Augusta	14,836	16,586	15,336	14,387	-3.0
	Waterville	7,275	6,810	7,083	7,363	1.2
	Sub Total	22,111	23,396	22,419	21,750	-1.6
DISTRICT VIII:	Brunswick	8,609	9,885	9,190	8,578	-.4
	Lewiston	16,142	17,819	17,338	16,850	4.4
	Sub Total	24,751	27,704	26,528	25,428	2.7
DISTRICT IX:	Bridgton	3,260	3,488	2,996	2,871	-11.9
	Portland	36,965	37,811	40,290	37,361	1.1
	Sub Total	40,225	41,299	43,286	40,232	-
DISTRICT X:	Biddeford	17,400	17,851	17,653	14,625	-16.0
	Kittery	10,024	9,841	9,314	9,191	-8.3
	Springvale	6,505	7,150	6,658	6,162	-5.3
	Sub Total	33,929	34,842	33,625	29,978	-11.6
DISTRICT XI:	Livermore Falls	1,332	1,473	1,600	1,638	23.0
	Rumford	3,669	3,805	3,760	3,591	-2.1
	South Paris	2,878	2,858	2,800	2,983	3.7
	Sub Total	7,879	8,136	8,160	8,212	4.2
DISTRICT XII:	Farmington	3,901	4,031	5,107	4,891	25.4
	Skowhegan	11,676	8,794	9,248	7,738	-33.7
	Sub Total	15,577	12,825	14,355	12,629	-18.9
DISTRICT XIII:	Dover-Foxcroft	2,936	2,998	2,856	3,019	2.8
	Lincoln	4,595	4,027	3,361	3,274	-28.8
	Millinocket	3,515	3,145	2,865	2,008	-42.9
	Sub Total	11,046	10,170	9,082	8,301	-24.9
	<u>STATE TOTAL</u>	<u>236,295</u>	<u>231,461</u>	<u>228,696</u>	<u>215,582</u>	<u>-8.8</u>
REORGANIZED						
DISTRICTS: (A)	Bridgton	3,260	3,488	2,996	2,871	-11.9
	Livermore Falls	1,332	1,473	1,600	1,638	23.0
	Rumford	3,669	3,805	3,760	3,591	-2.1
	South Paris	2,878	2,858	2,800	2,983	3.7
	Sub Total	11,139	11,624	11,156	11,083	-.5
(B)	Bath	6,783	6,882	6,548	5,480	-19.2
	Brunswick	8,609	9,885	9,190	8,578	-.4
	Sub Total	15,392	16,767	15,738	14,058	-8.7
(C)	Rockland	6,121	5,575	5,474	5,972	-2.4
	Wiscasset	4,726	4,609	4,718	4,753	.6
	Sub Total	10,847	10,184	10,192	10,725	-1.1

DISTRICT COURT
TOTAL FILINGS IN THE NINE LARGEST COURTS
1979 - 1982

	<u>1979(a)</u>	<u>1980</u>	<u>1981</u>	<u>1982</u>	<u>% Change 1979-1982</u>
Augusta	14,836	16,586	15,336	14,387	- 3.0
Bangor	17,327	16,172	15,920	16,123	- 7.0
Biddeford	17,400	17,851	17,653	14,625	-16.0
Brunswick	8,609	9,885	9,190	8,578	- .4
Kittery	10,024	9,841	9,314	9,191	- 8.3
Lewiston	16,142	17,819	17,338	16,850	4.4
Portland	36,965	37,811	40,290	37,361	1.1
Skowhegan	11,676	8,794	9,248	7,738	-33.7
Waterville	<u>7,275</u>	<u>6,810</u>	<u>7,083</u>	<u>7,363</u>	<u>1.2</u>
T O T A L	140,254	141,569	141,372	132,216	- 5.7
% of Total District Court Filings	59.4	61.2	61.8	61.3	

Footnotes appear on page 150 of this report.

DISTRICT COURT

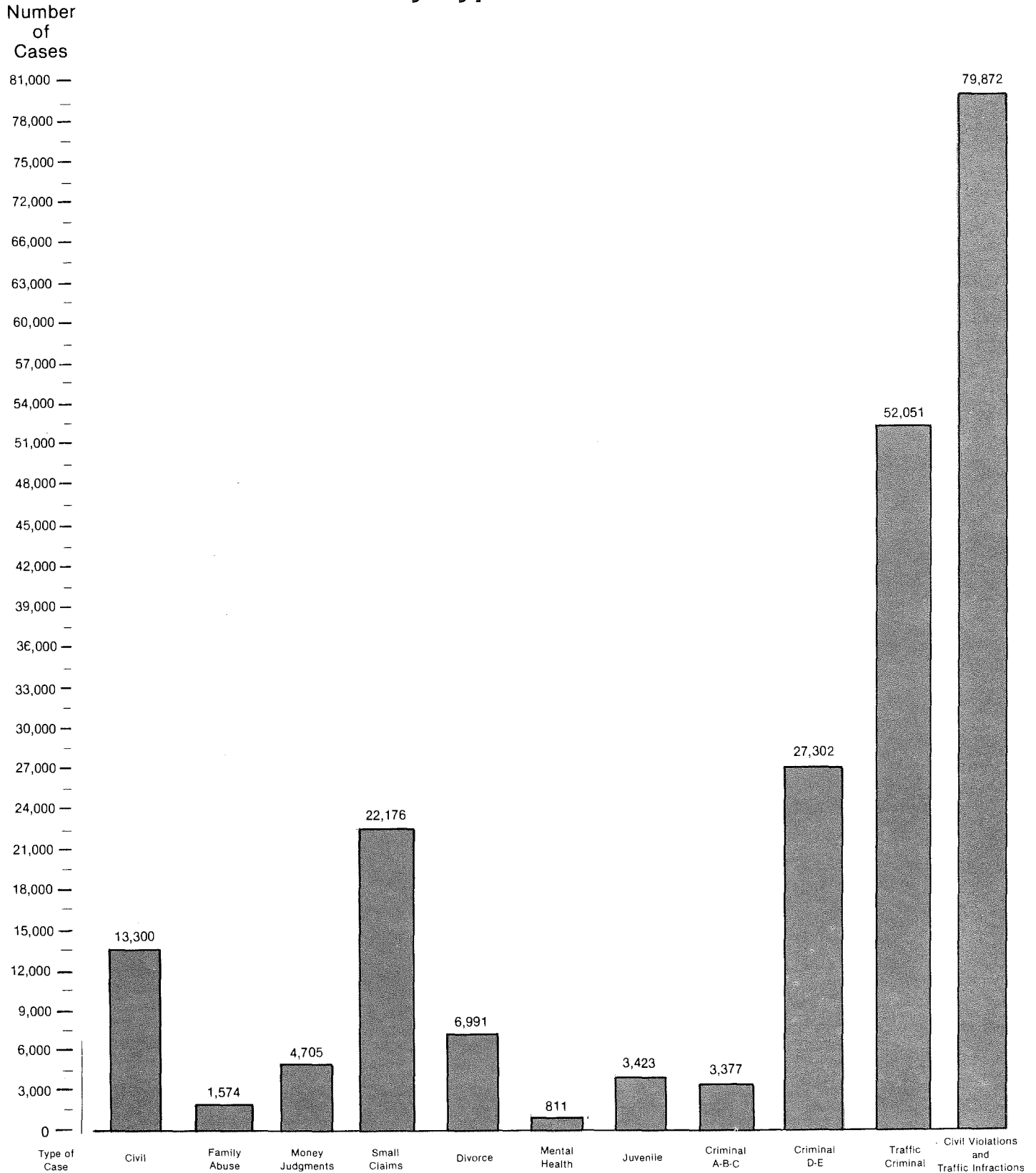
FILINGS, EXCLUDING "CIVIL VIOLATIONS AND TRAFFIC INFRACTIONS"

TABLE DC-3

1979 - 1982

		1979 (a)	1980	1981	1982	% Change 1979-1982
DISTRICT I:	Caribou	2,738	2,582	2,489	2,350	-14.2
	Fort Kent	811	935	935	671	-17.3
	Madawaska	2,027	1,403	969	865	-57.3
	Van Buren	291	281	291	255	-12.4
	<u>Sub Total</u>	<u>5,867</u>	<u>5,201</u>	<u>4,684</u>	<u>4,141</u>	<u>-29.4</u>
DISTRICT II:	Houlton	2,866	3,135	3,696	3,195	11.5
	Presque Isle	3,710	3,862	3,706	3,374	-9.1
	<u>Sub Total</u>	<u>6,576</u>	<u>6,997</u>	<u>7,402</u>	<u>6,569</u>	<u>- .1</u>
DISTRICT III:	Bangor	10,538	10,785	10,431	10,436	-1.0
	Newport	1,899	2,091	1,902	1,659	-12.6
	<u>Sub Total</u>	<u>12,437</u>	<u>12,876</u>	<u>12,333</u>	<u>12,095</u>	<u>-2.8</u>
DISTRICT IV:	Calais	2,457	1,985	2,035	2,002	-18.5
	Machias	2,227	1,733	1,656	2,078	-6.7
	<u>Sub Total</u>	<u>4,684</u>	<u>3,718</u>	<u>3,691</u>	<u>4,080</u>	<u>-12.9</u>
DISTRICT V:	Bar Harbor	796	922	914	839	5.4
	Belfast	3,108	3,159	3,067	2,937	-5.5
	Ellsworth	3,337	3,654	3,677	3,959	18.6
	<u>Sub Total</u>	<u>7,241</u>	<u>7,735</u>	<u>7,658</u>	<u>7,735</u>	<u>6.8</u>
DISTRICT VI:	Bath	3,461	3,635	3,592	3,282	-5.2
	Rockland	4,438	4,286	4,078	4,325	-2.6
	Wiscasset	2,993	2,829	2,973	3,034	1.4
	<u>Sub Total</u>	<u>10,892</u>	<u>10,750</u>	<u>10,643</u>	<u>10,641</u>	<u>-2.3</u>
DISTRICT VII:	Augusta	8,061	8,528	9,563	7,728	-4.1
	Waterville	4,934	4,759	5,180	5,363	8.7
	<u>Sub Total</u>	<u>12,995</u>	<u>13,287</u>	<u>14,743</u>	<u>13,091</u>	<u>.7</u>
DISTRICT VIII:	Brunswick	3,815	4,350	4,644	4,020	5.4
	Lewiston	10,622	11,333	12,099	11,260	6.0
	<u>Sub Total</u>	<u>14,437</u>	<u>15,683</u>	<u>16,743</u>	<u>15,280</u>	<u>5.8</u>
DISTRICT IX:	Bridgton	1,407	1,737	1,692	1,951	38.7
	Portland	20,111	21,867	24,130	21,673	7.8
	<u>Sub Total</u>	<u>21,518</u>	<u>23,604</u>	<u>25,822</u>	<u>23,624</u>	<u>9.8</u>
DISTRICT X:	Biddeford	8,667	9,027	9,058	8,796	1.5
	Kittery	4,483	5,703	5,927	5,986	33.5
	Springvale	4,445	4,408	4,405	4,196	-5.6
	<u>Sub Total</u>	<u>17,595</u>	<u>19,138</u>	<u>19,390</u>	<u>18,978</u>	<u>7.9</u>
DISTRICT XI:	LivermoreFalls	864	868	1,188	1,052	21.8
	Rumford	2,799	3,042	2,868	2,636	-5.8
	South Paris	2,201	2,208	2,334	2,468	12.1
	<u>Sub Total</u>	<u>5,864</u>	<u>6,118</u>	<u>6,390</u>	<u>6,156</u>	<u>5.0</u>
DISTRICT XII:	Farmington	2,863	2,717	3,019	3,077	7.5
	Skowhegan	6,363	5,267	5,718	5,137	-19.3
	<u>Sub Total</u>	<u>9,226</u>	<u>7,984</u>	<u>8,737</u>	<u>8,214</u>	<u>-11.0</u>
DISTRICT XIII:	Dover-Foxcroft	2,159	2,325	2,315	2,265	4.9
	Lincoln	1,309	1,529	1,352	1,470	12.3
	Millinocket	2,019	2,021	1,901	1,371	-32.1
	<u>Sub Total</u>	<u>5,487</u>	<u>5,875</u>	<u>5,568</u>	<u>5,106</u>	<u>-6.9</u>
	<u>STATE TOTAL</u>	<u>134,819</u>	<u>138,966</u>	<u>143,804</u>	<u>135,710</u>	<u>.7</u>
REORGANIZED						
DISTRICTS: (A)	Bridgton	1,407	1,737	1,692	1,951	38.7
	LivermoreFalls	864	868	1,188	1,052	21.8
	Rumford	2,799	3,042	2,868	2,636	-5.8
	South Paris	2,201	2,208	2,334	2,468	12.1
	<u>Sub Total</u>	<u>7,271</u>	<u>7,855</u>	<u>8,082</u>	<u>8,106</u>	<u>11.5</u>
(B)	Bath	3,461	3,635	3,592	3,282	-5.2
	Brunswick	3,815	4,350	4,644	4,020	5.4
	<u>Sub Total</u>	<u>7,276</u>	<u>7,985</u>	<u>8,236</u>	<u>7,302</u>	<u>.4</u>
(C)	Rockland	4,438	4,286	4,078	4,325	-2.6
	Wiscasset	2,993	2,829	2,973	3,034	1.4
	<u>Sub Total</u>	<u>7,431</u>	<u>7,115</u>	<u>7,051</u>	<u>7,359</u>	<u>-1.0</u>

District Court Composition of 1982 Caseload by Type of Case



DISTRICT COURT
 FILINGS AND DISPOSITIONS BY TYPE OF CASE
 1979 - 1982

TABLE DC-5

F I L I N G S

<u>STATE TOTALS:</u>	<u>1979 (a)</u>	<u>1980</u>	<u>1981 (b)</u>	<u>1982</u>	<u>% Change 1979-1982</u>
- Civil	13,606	14,029	14,543	13,300	-2.3
- Family Abuse	--	--	--	1,574	-
- Money Judgments	6,891	6,846	5,530	4,705	-31.7
- Small Claims	18,832	20,197	21,063	22,176	17.8
- Divorce	7,761	7,593	7,737	6,991	-9.9
- <u>Mental Health</u>	<u>546</u>	<u>899</u>	<u>682</u>	<u>811</u>	<u>48.5</u>
Sub Total	47,636	49,564	49,555	49,557	4.0
- Juvenile	3,867	3,965	3,862	3,423	-11.5
- Criminal A,B,C	2,745	3,047	2,984	3,377	23.0
- Criminal D,E	24,694	26,316	26,533	27,302	10.6
- <u>Traffic Criminal</u>	<u>55,877</u>	<u>56,074</u>	<u>60,870</u>	<u>52,051</u>	<u>-6.9</u>
Sub Total	87,183	89,402	94,249	86,153	-1.2
- <u>Civil Violations and Traffic Infractions</u>	<u>101,476</u>	<u>92,495</u>	<u>84,892</u>	<u>79,872</u>	<u>-21.3</u>
<u>TOTAL FILINGS:</u>	<u>236,295</u>	<u>231,461</u>	<u>228,696</u>	<u>215,582</u>	<u>-8.8</u>

D I S P O S I T I O N S

<u>STATE TOTALS:</u>	<u>1979 (a)</u>	<u>1980</u>	<u>1981(b)</u>	<u>1982</u>	<u>% Change 1979-1982</u>
- Civil	11,674	12,457	15,063	14,034	20.2
- Family Abuse	--	--	--	1,422	-
- Money Judgments	5,861	6,570	5,675	4,559	-22.2
- Small Claims	15,647	17,509	18,713	20,742	32.6
- Divorce	7,213	7,526	8,454	6,751	-6.4
- <u>Mental Health</u>	<u>480</u>	<u>897</u>	<u>737</u>	<u>760</u>	<u>58.3</u>
Sub Total	40,875	44,959	48,642	48,268	18.1
- Juvenile	3,642	3,941	3,793	3,168	-13.0
- Criminal A,B,C	2,713	2,551	2,875	3,164	16.6
- Criminal D,E	23,864	25,056	26,380	27,661	15.9
- <u>Traffic Criminal</u>	<u>50,990</u>	<u>49,492</u>	<u>58,431</u>	<u>52,800</u>	<u>3.6</u>
Sub Total	81,209	81,040	91,479	86,793	6.9
- <u>Civil Violations and Traffic Infractions</u>	<u>103,906</u>	<u>96,449</u>	<u>86,132</u>	<u>80,350</u>	<u>-22.7</u>
<u>TOTAL DISPOSITIONS:</u>	<u>225,990</u>	<u>222,448</u>	<u>226,253</u>	<u>215,411</u>	<u>-4.7</u>

Footnotes appear on page 150 of this report.

Case type definitions appear on page 151 of this report.

TABLE DC-5
(cont.)

	F I L I N G S				D I S P O S I T I O N S			
	1979(a)	1980	1981(b)	1982	1979(a)	1980	1981(b)	1982
<u>CARIBOU - District I</u>								
- Civil	296	301	281	264	242	296	284	320
- Family Abuse	-	-	-	26	-	-	-	20
- Money Judgments	205	191	141	132	200	194	142	139
- Small Claims	510	645	472	463	408	552	495	479
- Divorce	197	199	195	196	189	193	197	204
- Mental Health	-	-	-	-	-	-	-	-
Sub Total	1,208	1,336	1,089	1,081	1,039	1,235	1,118	1,162
- Juvenile	46	68	60	70	66	73	85	63
- Criminal A,B,C	54	70	41	26	62	58	50	32
- Criminal D,E	376	374	388	304	369	377	371	300
- Traffic Criminal	1,054	734	911	869	1,035	768	932	867
Sub Total	1,530	1,246	1,400	1,269	1,532	1,276	1,438	1,262
- Civil Violations and Traffic Infractions	2,523	1,107	972	1,201	2,526	1,117	983	1,185
<u>TOTAL</u>	<u>5,261</u>	<u>3,689</u>	<u>3,461</u>	<u>3,551</u>	<u>5,097</u>	<u>3,628</u>	<u>3,539</u>	<u>3,609</u>
<u>FORT KENT - District I</u>								
- Civil	-	-	-	-	-	-	-	-
- Family Abuse	-	-	-	-	-	-	-	-
- Money Judgments	-	-	-	-	-	-	-	-
- Small Claims	-	-	-	-	-	-	-	-
- Divorce	-	-	-	-	-	-	-	-
- Mental Health	-	-	-	-	-	-	-	-
Sub Total	-	-	-	-	-	-	-	-
- Juvenile	10	13	8	13	16	12	1	12
- Criminal A,B,C	19	13	11	19	20	10	11	18
- Criminal D,E	376	448	387	337	378	450	390	312
- Traffic Criminal	406	461	529	302	400	467	494	300
Sub Total	811	935	935	671	814	939	896	642
- Civil Violations and Traffic Infractions	829	459	683	563	852	453	692	544
<u>TOTAL</u>	<u>1,640</u>	<u>1,394</u>	<u>1,618</u>	<u>1,234</u>	<u>1,666</u>	<u>1,392</u>	<u>1,588</u>	<u>1,186</u>
<u>MADAWASKA - District I</u>								
- Civil	294	229	181	176	112	96	129	114
- Family Abuse	-	-	-	-	-	-	-	-
- Money Judgments	277	161	134	92	209	174	119	97
- Small Claims	894	513	289	272	438	583	228	254
- Divorce	81	58	55	60	59	42	71	61
- Mental Health	-	-	-	-	-	-	-	-
Sub Total	1,546	961	659	600	818	895	547	526
- Juvenile	14	12	7	23	11	12	7	28
- Criminal A,B,C	7	7	11	11	7	7	11	11
- Criminal D,E	246	275	185	111	250	273	181	111
- Traffic Criminal	214	148	107	120	209	153	108	120
Sub Total	481	442	310	265	477	443	307	270
- Civil Violations and Traffic Infractions	681	518	489	453	638	516	487	452
<u>TOTAL</u>	<u>2,708</u>	<u>1,921</u>	<u>1,458</u>	<u>1,318</u>	<u>1,933</u>	<u>1,856</u>	<u>1,341</u>	<u>1,248</u>
<u>VAN BUREN - District I</u>								
- Civil	-	-	-	-	-	-	-	-
- Family Abuse	-	-	-	-	-	-	-	-
- Money Judgments	-	-	-	-	-	-	-	-
- Small Claims	-	-	-	-	-	-	-	-
- Divorce	-	-	-	-	-	-	-	-
- Mental Health	-	-	-	-	-	-	-	-
Sub Total	-	-	-	-	-	-	-	-
- Juvenile	1	9	2	30	1	9	2	32
- Criminal A,B,C	18	31	35	63	14	24	35	84
- Criminal D,E	150	148	136	93	136	117	136	83
- Traffic Criminal	122	93	118	69	115	80	118	71
Sub Total	291	281	291	255	266	230	291	270
- Civil Violations and Traffic Infractions	383	288	367	224	374	281	366	221
<u>TOTAL</u>	<u>674</u>	<u>569</u>	<u>658</u>	<u>479</u>	<u>640</u>	<u>511</u>	<u>657</u>	<u>491</u>

TABLE DC-5
(cont.)

	F I L I N G S				D I S P O S I T I O N S			
	1979(a)	1980	1981(b)	1982	1979(a)	1980	1981(b)	1982
<u>HOULTON - District II</u>								
- Civil	279	367	318	335	264	243	334	333
- Family Abuse	-	-	-	11	-	-	-	2
- Money Judgments	235	223	190	149	118	144	135	93
- Small Claims	522	725	453	418	467	668	403	344
- Divorce	107	107	98	100	89	101	91	98
- Mental Health	-	-	-	-	-	-	-	-
Sub Total	<u>1,143</u>	<u>1,422</u>	<u>1,059</u>	<u>1,013</u>	<u>938</u>	<u>1,156</u>	<u>963</u>	<u>870</u>
- Juvenile	86	74	119	84	78	51	92	90
- Criminal A,B,C	38	56	84	66	36	52	76	55
- Criminal D,E	450	492	908	531	535	458	876	415(c)
- Traffic Criminal	<u>1,149</u>	<u>1,091</u>	<u>1,526</u>	<u>1,501</u>	<u>1,142</u>	<u>1,039</u>	<u>1,520</u>	<u>1,476(c)</u>
Sub Total	<u>1,723</u>	<u>1,713</u>	<u>2,637</u>	<u>2,182</u>	<u>1,791</u>	<u>1,600</u>	<u>2,564</u>	<u>2,036</u>
- Civil Violations and Traffic Infractions	<u>2,642</u>	<u>1,992</u>	<u>2,161</u>	<u>1,432</u>	<u>2,664</u>	<u>1,988</u>	<u>2,090</u>	<u>1,474</u>
<u>TOTAL</u>	<u>5,508</u>	<u>5,127</u>	<u>5,857</u>	<u>4,627</u>	<u>5,393</u>	<u>4,744</u>	<u>5,617</u>	<u>4,380</u>
<u>PRESQUE ISLE - Dist. II</u>								
- Civil	680	692	762	753	532	533	580	718
- Family Abuse	-	-	-	25	-	-	-	22
- Money Judgments	414	396	410	358	424	396	401	351
- Small Claims	440	333	338	333	465	335	341	258
- Divorce	179	160	177	148	145	122	170	131
- Mental Health	-	-	-	-	-	-	-	-
Sub Total	<u>1,713</u>	<u>1,581</u>	<u>1,687</u>	<u>1,617</u>	<u>1,566</u>	<u>1,386</u>	<u>1,492</u>	<u>1,480</u>
- Juvenile	94	97	82	70	84	72	73	62
- Criminal A,B,C	43	11	35	60	45	26	50	59
- Criminal D,E	855	804	676	616	807	710	636	622
- Traffic Criminal	<u>1,005</u>	<u>1,369</u>	<u>1,226</u>	<u>1,011</u>	<u>1,089</u>	<u>1,340</u>	<u>1,186</u>	<u>965</u>
Sub Total	<u>1,997</u>	<u>2,281</u>	<u>2,019</u>	<u>1,757</u>	<u>2,025</u>	<u>2,148</u>	<u>1,945</u>	<u>1,708</u>
- Civil Violations and Traffic Infractions	<u>3,016</u>	<u>1,625</u>	<u>1,445</u>	<u>1,217</u>	<u>2,838</u>	<u>1,641</u>	<u>1,480</u>	<u>1,222</u>
<u>TOTAL</u>	<u>6,726</u>	<u>5,487</u>	<u>5,151</u>	<u>4,591</u>	<u>6,429</u>	<u>5,175</u>	<u>4,917</u>	<u>4,410</u>

TABLE DC-5
(cont.)

	F I L I N G S				D I S P O S I T I O N S			
	1979 (a)	1980	1981 (b)	1982	1979 (a)	1980	1981 (b)	1982
<u>BANGOR - District III</u>								
- Civil	1,257	1,156	1,481	1,222	1,613	959	1,583	1,344
- Family Abuse	-	-	-	206	-	-	-	204
- Money Judgments	475	439	438	334	434	381	512	346
- Small Claims	1,186	1,403	1,823	2,022	634	932	1,766	1,982
- Divorce	611	692	567	607	501	640	824	560
- Mental Health	255	240	220	222	225	243	215	217
Sub Total	<u>3,784</u>	<u>3,930</u>	<u>4,529</u>	<u>4,613</u>	<u>3,407</u>	<u>3,155</u>	<u>4,900</u>	<u>4,653</u>
- Juvenile	309	438	345	330	257	409	433	307
- Criminal A,B,C	199	247	267	266	183	264	274	264
- Criminal D,E	1,525	1,854	1,718	2,388	1,416	1,875	1,695	2,256
- Traffic Criminal	4,721	4,316	3,572	2,839	4,510	4,282	3,426	2,868
Sub Total	<u>6,754</u>	<u>6,855</u>	<u>5,902</u>	<u>5,823</u>	<u>6,366</u>	<u>6,830</u>	<u>5,828</u>	<u>5,695</u>
- Civil Violations and Traffic Infractions	<u>6,789</u>	<u>5,387</u>	<u>5,489</u>	<u>5,687</u>	<u>6,742</u>	<u>5,376</u>	<u>5,399</u>	<u>5,734</u>
<u>TOTAL</u>	<u>17,327</u>	<u>16,172</u>	<u>15,920</u>	<u>16,123</u>	<u>16,515</u>	<u>15,361</u>	<u>16,127</u>	<u>16,082</u>
<u>NEWPORT - District III</u>								
- Civil	91	103	128	120	86	82	108	126
- Family Abuse	-	-	-	32	-	-	-	29
- Money Judgments	124	91	73	59	135	83	69	60
- Small Claims	275	344	293	279	253	300	245	264
- Divorce	137	149	137	139	115	135	115	128
- Mental Health	-	-	-	-	-	-	-	-
Sub Total	<u>627</u>	<u>687</u>	<u>631</u>	<u>629</u>	<u>589</u>	<u>600</u>	<u>537</u>	<u>607</u>
- Juvenile	93	54	66	46	79	49	57	37
- Criminal A,B,C	48	40	50	40	46	33	48	44
- Criminal D,E	445	457	439	421	402	452	436	420
- Traffic Criminal	686	853	716	523	699	847	774	536
Sub Total	<u>1,272</u>	<u>1,404</u>	<u>1,271</u>	<u>1,030</u>	<u>1,226</u>	<u>1,381</u>	<u>1,315</u>	<u>1,037</u>
- Civil Violations and Traffic Infractions	<u>3,369</u>	<u>2,907</u>	<u>2,029</u>	<u>1,838</u>	<u>2,672</u>	<u>2,757</u>	<u>1,900</u>	<u>1,673</u>
<u>TOTAL</u>	<u>5,268</u>	<u>4,998</u>	<u>3,931</u>	<u>3,497</u>	<u>4,487</u>	<u>4,738</u>	<u>3,752</u>	<u>3,317</u>

TABLE DC-5
(cont.)

	F I L I N G S				D I S P O S I T I O N S			
	1979 (a)	1980	1981 (b)	1982	1979 (a)	1980	1981 (b)	1982
<u>CALAIS - District IV</u>								
- Civil	189	180	211	203	147	201	217	223
- Family Abuse	-	-	-	6	-	-	-	5
- Money Judgments	78	99	78	89	84	124	102	119
- Small Claims	311	242	247	320	298	246	282	318
- Divorce	124	122	119	95	139	115	158	104
- Mental Health	-	-	-	-	-	-	-	-
Sub Total	<u>702</u>	<u>643</u>	<u>655</u>	<u>713</u>	<u>668</u>	<u>686</u>	<u>759</u>	<u>769</u>
- Juvenile	100	56	58	48	90	59	62	40
- Criminal A,B,C	79	39	72	37	76	41	79	43
- Criminal D,E	668	669	574	551	716	713	587	530
- Traffic Criminal	908	578	676	653	903	607	676	616
Sub Total	<u>1,755</u>	<u>1,342</u>	<u>1,380</u>	<u>1,289</u>	<u>1,785</u>	<u>1,420</u>	<u>1,404</u>	<u>1,229</u>
- Civil Violations and Traffic Infractions	<u>1,152</u>	<u>873</u>	<u>655</u>	<u>598</u>	<u>1,146</u>	<u>865</u>	<u>731</u>	<u>594</u>
<u>TOTAL</u>	<u>3,609</u>	<u>2,858</u>	<u>2,690</u>	<u>2,600</u>	<u>3,599</u>	<u>2,971</u>	<u>2,894</u>	<u>2,592</u>
<u>MACHIAS - District IV</u>								
- Civil	104	135	151	117	91	183	115	132
- Family Abuse	-	-	-	22	-	-	-	21
- Money Judgments	42	50	39	35	8	6	8	5
- Small Claims	398	341	203	398	150	244	94	310
- Divorce	109	109	134	93	111	132	109	100
- Mental Health	-	-	-	-	-	-	-	-
Sub Total	<u>653</u>	<u>635</u>	<u>527</u>	<u>665</u>	<u>360</u>	<u>565</u>	<u>326</u>	<u>568</u>
- Juvenile	54	21	12	38	16	22	6	19
- Criminal A,B,C	74	38	57	39	41	37	50	46
- Criminal D,E	772	677	678	661	640	596	579	685
- Traffic Criminal	674	362	382	675	565	362	380	675
Sub Total	<u>1,574</u>	<u>1,098</u>	<u>1,129</u>	<u>1,413</u>	<u>1,262</u>	<u>1,017</u>	<u>1,015</u>	<u>1,425</u>
- Civil Violations and Traffic Infractions	<u>637</u>	<u>773</u>	<u>526</u>	<u>605</u>	<u>598</u>	<u>841</u>	<u>504</u>	<u>636</u>
<u>TOTAL</u>	<u>2,864</u>	<u>2,506</u>	<u>2,182</u>	<u>2,683</u>	<u>2,220</u>	<u>2,423</u>	<u>1,845</u>	<u>2,629</u>

TABLE DC-5
(cont.)

	F I L I N G S				D I S P O S I T I O N S			
	1979 (a)	1980	1981(b)	1982	1979 (a)	1980	1981(b)	1982
<u>BAR HARBOR - District V</u>								
- Civil	102	77	94	115	64	69	60	104
- Family Abuse	-	-	-	19	-	-	-	12
- Money Judgments	40	57	36	20	23	72	37	46
- Small Claims	135	192	157	174	131	179	141	191
- Divorce	70	62	88	62	61	52	67	79
- Mental Health	-	-	-	-	-	-	-	-
Sub Total	<u>347</u>	<u>388</u>	<u>375</u>	<u>390</u>	<u>279</u>	<u>372</u>	<u>305</u>	<u>432</u>
- Juvenile	41	21	11	30	34	29	15	25
- Criminal A,B,C	21	23	25	15	10	25	18	18
- Criminal D,E	202	230	252	319	230	233	221	305
- Traffic Criminal	<u>185</u>	<u>260</u>	<u>251</u>	<u>85</u>	<u>191</u>	<u>248</u>	<u>223</u>	<u>83</u>
Sub Total	<u>449</u>	<u>534</u>	<u>539</u>	<u>449</u>	<u>465</u>	<u>535</u>	<u>477</u>	<u>431</u>
- Civil Violations and Traffic Infractions	<u>529</u>	<u>515</u>	<u>572</u>	<u>603</u>	<u>535</u>	<u>524</u>	<u>513</u>	<u>615</u>
<u>TOTAL</u>	<u>1,325</u>	<u>1,437</u>	<u>1,486</u>	<u>1,442</u>	<u>1,279</u>	<u>1,431</u>	<u>1,295</u>	<u>1,478</u>
<u>BELFAST - District V</u>								
- Civil	287	248	219	228	213	238	158	175
- Family Abuse	-	-	-	17	-	-	-	15
- Money Judgments	156	151	119	66	146	120	88	59
- Small Claims	709	695	494	458	487	697	428	391
- Divorce	183	182	192	172	176	170	156	126
- Mental Health	-	1	-	-	-	-	-	-
Sub Total	<u>1,335</u>	<u>1,277</u>	<u>1,024</u>	<u>941</u>	<u>1,022</u>	<u>1,225</u>	<u>830</u>	<u>766</u>
- Juvenile	76	55	86	95	59	55	81	69
- Criminal A,B,C	72	99	94	78(d)	62	80	90	81
- Criminal D,E	583	725	733	745(d)	587	681	814	658
- Traffic Criminal	<u>1,042</u>	<u>1,003</u>	<u>1,130</u>	<u>1,078</u>	<u>999</u>	<u>958</u>	<u>1,152</u>	<u>1,054</u>
Sub Total	<u>1,773</u>	<u>1,882</u>	<u>2,043</u>	<u>1,996</u>	<u>1,707</u>	<u>1,774</u>	<u>2,137</u>	<u>1,862</u>
- Civil Violations and Traffic Infractions	<u>1,599</u>	<u>1,220</u>	<u>1,354</u>	<u>1,307</u>	<u>1,640</u>	<u>1,239</u>	<u>1,337</u>	<u>1,279</u>
<u>TOTAL</u>	<u>4,707</u>	<u>4,379</u>	<u>4,421</u>	<u>4,244</u>	<u>4,369</u>	<u>4,238</u>	<u>4,304</u>	<u>3,907</u>
<u>ELLSWORTH - District V</u>								
- Civil	231	280	259	285	278	302	255	296
- Family Abuse	-	-	-	34	-	-	-	27
- Money Judgments	199	151	115	74	208	165	156	149
- Small Claims	750	892	648	747	671	820	556	725
- Divorce	237	207	221	222	202	213	213	219
- Mental Health	-	-	-	-	-	-	-	-
Sub Total	<u>1,417</u>	<u>1,530</u>	<u>1,243</u>	<u>1,362</u>	<u>1,359</u>	<u>1,500</u>	<u>1,180</u>	<u>1,416</u>
- Juvenile	80	93	70	88	78	96	67	79
- Criminal A,B,C	58	72	51	73	49	69	53	77
- Criminal D,E	665	618	728	1,001	599	642	650	954
- Traffic Criminal	<u>1,117</u>	<u>1,341</u>	<u>1,585</u>	<u>1,435</u>	<u>1,093</u>	<u>1,360</u>	<u>1,556</u>	<u>1,441</u>
Sub Total	<u>1,920</u>	<u>2,124</u>	<u>2,434</u>	<u>2,597</u>	<u>1,819</u>	<u>2,167</u>	<u>2,326</u>	<u>2,551</u>
- Civil Violations and Traffic Infractions	<u>2,193</u>	<u>1,832</u>	<u>1,991</u>	<u>2,499</u>	<u>2,065</u>	<u>1,848</u>	<u>1,911</u>	<u>3,232</u>
<u>TOTAL</u>	<u>5,530</u>	<u>5,486</u>	<u>5,668</u>	<u>6,458</u>	<u>5,243</u>	<u>5,515</u>	<u>5,417</u>	<u>7,199</u>

TABLE DC-5
(cont.)

	F I L I N G S				D I S P O S I T I O N S			
	1979(a)	1980	1981(b)	1982	1979(a)	1980	1981(b)	1982
<u>BATH - District VI</u>								
- Civil	329	361	373	303	370	425	275	403
- Family Abuse	-	-	-	32	-	-	-	22
- Money Judgments	211	219	138	98	153	186	117	67
- Small Claims	416	555	517	524	283	525	473	440
- Divorce	234	228	240	215	217	249	214	208
- Mental Health	1	5	-	1	-	2	-	1
Sub Total	<u>1,191</u>	<u>1,368</u>	<u>1,268</u>	<u>1,173</u>	<u>1,023</u>	<u>1,387</u>	<u>1,079</u>	<u>1,141</u>
- Juvenile	92	123	97	129	74	131	105	118
- Criminal A,B,C	69	99	84	112	64	91	81	103
- Criminal D,E	468	512	533	505	394	491	505	459
- Traffic Criminal	<u>1,641</u>	<u>1,533</u>	<u>1,610</u>	<u>1,363</u>	<u>1,407</u>	<u>1,530</u>	<u>1,588</u>	<u>1,318</u>
Sub Total	<u>2,270</u>	<u>2,267</u>	<u>2,324</u>	<u>2,109</u>	<u>1,939</u>	<u>2,243</u>	<u>2,279</u>	<u>1,998</u>
- Civil Violations and Traffic Infractions	<u>3,322</u>	<u>3,247</u>	<u>2,956</u>	<u>2,198</u>	<u>2,984</u>	<u>3,261</u>	<u>2,931</u>	<u>2,143</u>
TOTAL	<u>6,783</u>	<u>6,882</u>	<u>6,548</u>	<u>5,480</u>	<u>5,946</u>	<u>6,891</u>	<u>6,289</u>	<u>5,282</u>
<u>ROCKLAND - District VI</u>								
- Civil	419	508	446	362	393	396	409	345
- Family Abuse	-	-	-	22	-	-	-	14
- Money Judgments	309	365	243	205	204	237	133	140
- Small Claims	895	878	816	1,310	736	727	762	1,186
- Divorce	240	249	272	227	202	236	226	200
- Mental Health	-	-	-	-	-	-	-	-
Sub Total	<u>1,863</u>	<u>2,000</u>	<u>1,777</u>	<u>2,126</u>	<u>1,535</u>	<u>1,596</u>	<u>1,530</u>	<u>1,885</u>
- Juvenile	89	157	95	106	81	155	88	111
- Criminal A,B,C	73	71	65	109	91	78	74	79
- Criminal D,E	855	715	650	731	804	720	643	660
- Traffic Criminal	<u>1,558</u>	<u>1,343</u>	<u>1,491</u>	<u>1,253</u>	<u>1,517</u>	<u>1,340</u>	<u>1,447</u>	<u>1,171</u>
Sub Total	<u>2,575</u>	<u>2,286</u>	<u>2,301</u>	<u>2,199</u>	<u>2,493</u>	<u>2,293</u>	<u>2,252</u>	<u>2,021</u>
- Civil Violations and Traffic Infractions	<u>1,683</u>	<u>1,289</u>	<u>1,396</u>	<u>1,647</u>	<u>1,680</u>	<u>1,266</u>	<u>1,378</u>	<u>1,638</u>
TOTAL	<u>6,121</u>	<u>5,575</u>	<u>5,474</u>	<u>5,972</u>	<u>5,708</u>	<u>5,155</u>	<u>5,160</u>	<u>5,544</u>
<u>WISCASSET - District VI</u>								
- Civil	229	249	215	202	190	177	254	179
- Family Abuse	-	-	-	31	-	-	-	28
- Money Judgments	221	151	109	70	168	123	88	85
- Small Claims	498	635	684	775	442	506	591	673
- Divorce	210	191	187	160	173	143	158	139
- Mental Health	-	-	-	3	-	-	-	2
Sub Total	<u>1,158</u>	<u>1,226</u>	<u>1,195</u>	<u>1,241</u>	<u>973</u>	<u>949</u>	<u>1,091</u>	<u>1,106</u>
- Juvenile	62	63	63	54	35	48	44	19
- Criminal A,B,C	44	58	41	113	45	21	40	96
- Criminal D,E	429	364	389	685	421	358	394	562
- Traffic Criminal	<u>1,300</u>	<u>1,118</u>	<u>1,285</u>	<u>941</u>	<u>1,275</u>	<u>1,101</u>	<u>1,201</u>	<u>837</u>
Sub Total	<u>1,835</u>	<u>1,603</u>	<u>1,778</u>	<u>1,793</u>	<u>1,776</u>	<u>1,528</u>	<u>1,679</u>	<u>1,514</u>
- Civil Violations and Traffic Infractions	<u>1,733</u>	<u>1,780</u>	<u>1,745</u>	<u>1,719</u>	<u>1,735</u>	<u>1,734</u>	<u>1,582</u>	<u>1,489</u>
TOTAL	<u>4,726</u>	<u>4,609</u>	<u>4,718</u>	<u>4,753</u>	<u>4,484</u>	<u>4,211</u>	<u>4,352</u>	<u>4,109</u>

TABLE DC-5
(cont.)

	F I L I N G S				D I S P O S I T I O N S			
	1979 (a)	1980	1981(b)	1982	1979 (a)	1980	1981 (b)	1982
<u>AUGUSTA - District VII</u>								
- Civil	865	865	971	884	783	771	781	973
- Family Abuse	-	-	-	128	-	-	-	129
- Money Judgments	368	418	427	380	240	375	663	327
- Small Claims	878	963	1,638	1,274	951	947	1,632	1,502
- Divorce	505	539	544	444	475	505	795	422
- Mental Health	176	256	279	350	179	259	332	317
Sub Total	<u>2,792</u>	<u>3,041</u>	<u>3,859</u>	<u>3,460</u>	<u>2,628</u>	<u>2,857</u>	<u>4,203</u>	<u>3,670</u>
- Juvenile	303	337	349	132	311	368	393	186
- Criminal A,B,C	171	205	188	156	315	139	61	162
- Criminal D,E	1,585	1,839	1,881	1,807	1,648	1,639	1,931	1,150
- Traffic Criminal	<u>3,210</u>	<u>3,106</u>	<u>3,286</u>	<u>2,173</u>	<u>1,570</u>	<u>1,288</u>	<u>2,552</u>	<u>1,318</u>
Sub Total	<u>5,269</u>	<u>5,487</u>	<u>5,704</u>	<u>4,268</u>	<u>3,844</u>	<u>3,434</u>	<u>4,937</u>	<u>2,816</u>
- Civil Violations and Traffic Infractions	<u>6,775</u>	<u>8,058</u>	<u>5,773</u>	<u>6,659</u>	<u>8,887</u>	<u>8,996</u>	<u>7,544</u>	<u>7,267</u>
<u>TOTAL</u>	<u>14,836</u>	<u>16,586</u>	<u>15,336</u>	<u>14,387</u>	<u>15,359</u>	<u>15,287</u>	<u>16,684</u>	<u>13,753</u>
<u>WATERVILLE - Dist. VII</u>								
- Civil	563	581	533	442	308	826	615	668
- Family Abuse	-	-	-	64	-	-	-	42
- Money Judgments	272	286	192	182	171	211	177	235
- Small Claims	845	830	1,216	1,057	892	791	909	933
- Divorce	290	302	287	246	227	342	364	239
- Mental Health	-	-	-	-	-	-	-	-
Sub Total	<u>1,970</u>	<u>1,999</u>	<u>2,228</u>	<u>1,991</u>	<u>1,598</u>	<u>2,170</u>	<u>2,065</u>	<u>2,117</u>
- Juvenile	119	159	182	241	96	164	160	150
- Criminal A,B,C	93	108	71	121	68	66	62	98
- Criminal D,E	1,161	1,123	1,055	1,390	787	702	936	1,223
- Traffic Criminal	<u>1,591</u>	<u>1,370</u>	<u>1,644</u>	<u>1,620</u>	<u>1,230</u>	<u>679</u>	<u>1,056</u>	<u>1,177</u>
Sub Total	<u>2,964</u>	<u>2,760</u>	<u>2,952</u>	<u>3,372</u>	<u>2,181</u>	<u>1,611</u>	<u>2,214</u>	<u>2,648</u>
- Civil Violations and Traffic Infractions	<u>2,341</u>	<u>2,051</u>	<u>1,903</u>	<u>2,000</u>	<u>2,646</u>	<u>1,670</u>	<u>1,361</u>	<u>1,850</u>
<u>TOTAL</u>	<u>7,275</u>	<u>6,810</u>	<u>7,083</u>	<u>7,363</u>	<u>6,425</u>	<u>5,451</u>	<u>5,640</u>	<u>6,615</u>

TABLE DC-5
(cont.)

	F I L I N G S				D I S P O S I T I O N S			
	1979 (a)	1980	1981 (b)	1982	1979 (a)	1980	1981 (b)	1982
<u>BRUNSWICK - Dist. VIII</u>								
- Civil	238	270	301	280	173	163	170	204
- Family Abuse	-	-	-	35	-	-	-	19
- Money Judgments	87	113	114	78	47	22	40	23
- Small Claims	305	350	540	524	183	308	219	502
- Divorce	212	190	233	199	209	180	193	177
- Mental Health	-	-	-	-	-	-	-	-
Sub Total	842	923	1,183	1,116	612	673	622	925
- Juvenile	94	95	87	73	91	93	69	66
- Criminal A,B,C	30	32	42	79	26	31	45	26
- Criminal D,E	451	842	876	590	398	1,239	1,532	606
- Traffic Criminal	2,398	2,458	2,451	2,162	1,840	1,194	1,728	1,597
Sub Total	2,973	3,427	3,456	2,904	2,355	2,557	3,374	2,295
- Civil Violations and Traffic Infractions	4,794	5,535	4,546	4,558	4,102	5,575	4,831	4,788
<u>TOTAL</u>	<u>8,609</u>	<u>9,885</u>	<u>9,190</u>	<u>8,578</u>	<u>7,069</u>	<u>8,805</u>	<u>8,827</u>	<u>8,008</u>
<u>LEWISTON - Dist. VIII</u>								
- Civil	1,631	1,597	1,700	1,414	1,508	1,628	1,534	1,350
- Family Abuse	-	-	-	249	-	-	-	246
- Money Judgments	572	735	517	414	659	927	570	343
- Small Claims	1,040	1,220	1,367	1,205	801	1,091	1,355	1,185
- Divorce	710	686	713	626	687	821	802	658
- Mental Health	3	12	-	-	-	1	14	-
Sub Total	3,956	4,250	4,297	3,908	3,655	4,468	4,275	3,782
- Juvenile	420	345	286	263	341	340	258	273
- Criminal A,B,C	266	316	246	266	256	293	238	291
- Criminal D,E	1,818	2,074	2,035	2,004	1,985	2,106	1,781	1,855
- Traffic Criminal	4,162	4,348	5,217	4,819	4,314	4,617	4,999	4,874
Sub Total	6,666	7,083	7,784	7,352	6,896	7,356	7,276	7,293
- Civil Violations and Traffic Infractions	5,520	6,486	5,239	5,590	5,741	6,500	5,025	5,411
<u>TOTAL</u>	<u>16,142</u>	<u>17,819</u>	<u>17,320</u>	<u>16,850</u>	<u>16,292</u>	<u>18,324</u>	<u>16,576</u>	<u>16,486</u>

TABLE DC-5
(cont.)

	F I L I N G S				D I S P O S I T I O N S			
	1979 (a)	1980	1981 (b)	1982	1979 (a)	1980	1981 (b)	1982
BRIDGTON - District IX								
- Civil	104	141	149	142	64	166	193	161
- Family Abuse	-	-	-	16	-	-	-	29
- Money Judgments	27	54	58	37	30	53	65	43
- Small Claims	190	342	210	281	154	255	292	200
- Divorce	101	115	110	112	82	113	122	109
- Mental Health	1	-	-	-	-	-	-	-
Sub Total	<u>423</u>	<u>652</u>	<u>527</u>	<u>588</u>	<u>330</u>	<u>587</u>	<u>672</u>	<u>542</u>
- Juvenile	77	71	124	72	63	66	91	84
- Criminal A,B,C	33	79	55	72	40	61	38	67
- Criminal D,E	309	445	417	720	345	461	404	767
- Traffic Criminal	565	490	569	499	428	394	449	357
Sub Total	<u>984</u>	<u>1,085</u>	<u>1,165</u>	<u>1,363</u>	<u>876</u>	<u>982</u>	<u>982</u>	<u>1,275</u>
- Civil Violations and Traffic Infractions	<u>1,853</u>	<u>1,751</u>	<u>1,304</u>	<u>920</u>	<u>1,512</u>	<u>1,761</u>	<u>1,373</u>	<u>883</u>
TOTAL	<u><u>3,260</u></u>	<u><u>3,488</u></u>	<u><u>2,996</u></u>	<u><u>2,871</u></u>	<u><u>2,718</u></u>	<u><u>3,330</u></u>	<u><u>3,027</u></u>	<u><u>2,700</u></u>
PORTLAND - District IX								
- Civil	2,965	3,103	3,054	2,960	2,022	2,483	4,179	3,258
- Family Abuse	-	-	-	237	-	-	-	261
- Money Judgments	910	919	798	865	755	854	668	843
- Small Claims	1,444	1,724	2,116	2,232	1,051	1,242	2,156	1,923
- Divorce	1,244	1,177	1,223	1,102	1,228	1,255	1,204	1,003
- Mental Health	106	382	183	234	73	388	176	221
Sub Total	<u>6,669</u>	<u>7,305</u>	<u>7,374</u>	<u>7,630</u>	<u>5,129</u>	<u>6,222</u>	<u>8,383</u>	<u>7,509</u>
- Juvenile	494	504	546	414	560	502	517	339
- Criminal A,B,C	349	341	298	504	389	219	364	457(e)
- Criminal D,E	2,760	2,887	3,052	3,188	2,709	2,326	2,902	5,138
- Traffic Criminal	9,839	10,830	12,860	9,937	7,963	8,120	13,430	11,612
Sub Total	<u>13,442</u>	<u>14,562</u>	<u>16,756</u>	<u>14,043</u>	<u>11,621</u>	<u>11,167</u>	<u>17,213</u>	<u>17,546</u>
- Civil Violations and Traffic Infractions	<u>16,854</u>	<u>15,944</u>	<u>16,160</u>	<u>15,688</u>	<u>18,995</u>	<u>19,280</u>	<u>16,213</u>	<u>15,053</u>
TOTAL	<u><u>36,965</u></u>	<u><u>37,811</u></u>	<u><u>40,290</u></u>	<u><u>37,361</u></u>	<u><u>35,745</u></u>	<u><u>36,669</u></u>	<u><u>41,809</u></u>	<u><u>40,108</u></u>

TABLE DC-5
(cont.)

	F I L I N G S				D I S P O S I T I O N S			
	1979 (a)	1980	1981(b)	1982	1979 (a)	1980	1981(b)	1982
<u>BIDDEFORD - District X</u>								
- Civil	602	714	733	724	420	461	753	602
- Family Abuse	-	-	-	85	-	-	-	33
- Money Judgments	214	245	221	185	189	137	109	28
- Small Claims	996	1,147	1,220	1,390	820	759	611	1,427
- Divorce	436	419	429	426	408	327	515	355
- Mental Health	-	-	-	-	-	-	-	-
Sub Total	<u>2,248</u>	<u>2,525</u>	<u>2,603</u>	<u>2,810</u>	<u>1,837</u>	<u>1,684</u>	<u>1,988</u>	<u>2,445</u>
- Juvenile	268	394	313	282	179	375	318	254
- Criminal A,B,C	186	290	313	274	176	215	312	256
- Criminal D,E	1,683	1,859	1,907	1,757	1,677	1,822	1,945	1,746
- Traffic Criminal	<u>4,282</u>	<u>3,959</u>	<u>3,922</u>	<u>3,673</u>	<u>4,223</u>	<u>4,144</u>	<u>3,726</u>	<u>3,372</u>
Sub Total	<u>6,419</u>	<u>6,502</u>	<u>6,455</u>	<u>5,986</u>	<u>6,255</u>	<u>6,556</u>	<u>6,301</u>	<u>5,628</u>
- Civil Violations and Traffic Infractions	<u>8,733</u>	<u>8,824</u>	<u>8,595</u>	<u>5,829</u>	<u>8,330</u>	<u>9,001</u>	<u>8,821</u>	<u>6,049</u>
<u>TOTAL</u>	<u>17,400</u>	<u>17,851</u>	<u>17,653</u>	<u>14,625</u>	<u>16,422</u>	<u>17,241</u>	<u>17,110</u>	<u>14,122</u>
<u>KITTERY - District X</u>								
- Civil	172	206	194	205	173	186	254	177
- Family Abuse	-	-	-	20	-	-	-	13
- Money Judgments	42	51	56	53	39	31	85	43
- Small Claims	280	255	291	226	243	238	298	227
- Divorce	202	169	199	192	196	175	214	187
- Mental Health	1	1	-	-	1	1	-	-
Sub Total	<u>697</u>	<u>682</u>	<u>740</u>	<u>696</u>	<u>652</u>	<u>631</u>	<u>851</u>	<u>647</u>
- Juvenile	34	38	41	71	46	41	37	55
- Criminal A,B,C	90	110	122	130	66	100	114	123
- Criminal D,E	890	701	679	683	862	715	739	615
- Traffic Criminal	<u>2,772</u>	<u>4,172</u>	<u>4,345</u>	<u>4,406</u>	<u>2,863</u>	<u>4,135</u>	<u>4,338</u>	<u>6,137</u>
Sub Total	<u>3,786</u>	<u>5,021</u>	<u>5,187</u>	<u>5,290</u>	<u>3,837</u>	<u>4,991</u>	<u>5,228</u>	<u>6,930</u>
- Civil Violations and Traffic Infractions	<u>5,541</u>	<u>4,138</u>	<u>3,387</u>	<u>3,205</u>	<u>5,674</u>	<u>4,192</u>	<u>3,522</u>	<u>2,982</u>
<u>TOTAL</u>	<u>10,024</u>	<u>9,841</u>	<u>9,314</u>	<u>9,191</u>	<u>10,163</u>	<u>9,814</u>	<u>9,601</u>	<u>10,559</u>
<u>SPRINGVALE - District X</u>								
- Civil	273	277	302	245	178	239	265	377
- Family Abuse	-	-	-	69	-	-	-	82
- Money Judgments	128	154	77	59	82	118	67	65
- Small Claims	920	702	561	588	541	465	385	375
- Divorce	275	277	292	268	317	243	353	265
- Mental Health	2	-	-	1	-	-	-	1
Sub Total	<u>1,598</u>	<u>1,410</u>	<u>1,232</u>	<u>1,230</u>	<u>1,118</u>	<u>1,065</u>	<u>1,070</u>	<u>1,165</u>
- Juvenile	88	105	119	102	54	77	85	77
- Criminal A,B,C	122	99	119	152	86	80	104	103
- Criminal D,E	639	624	762	843	561	556	713	799
- Traffic Criminal	<u>1,998</u>	<u>2,170</u>	<u>2,173</u>	<u>1,869</u>	<u>1,932</u>	<u>1,852</u>	<u>2,346</u>	<u>1,958</u>
Sub Total	<u>2,847</u>	<u>2,998</u>	<u>3,173</u>	<u>2,966</u>	<u>2,633</u>	<u>2,565</u>	<u>3,248</u>	<u>2,937</u>
- Civil Violations and Traffic Infractions	<u>2,060</u>	<u>2,742</u>	<u>2,253</u>	<u>1,966</u>	<u>1,984</u>	<u>2,566</u>	<u>2,265</u>	<u>1,948</u>
<u>TOTAL</u>	<u>6,505</u>	<u>7,150</u>	<u>6,658</u>	<u>6,162</u>	<u>5,735</u>	<u>6,196</u>	<u>6,583</u>	<u>6,050</u>

TABLE DC-5
(cont.)

	F I L I N G S				D I S P O S I T I O N S			
	1979 (a)	1980	1981 (b)	1982	1979 (a)	1980	1981 (b)	1982
<u>LIVERMORE FALLS-Dist.XI</u>								
- Civil	62	53	84	58	63	32	73	76
- Family Abuse	-	-	-	6	-	-	-	8
- Money Judgments	32	23	33	25	32	26	7	42
- Small Claims	100	116	186	249	92	106	128	279
- Divorce	55	50	64	50	56	49	58	60
- Mental Health	-	-	-	-	-	-	-	-
Sub Total	249	242	367	388	243	213	266	465
- Juvenile	38	44	64	12	51	45	57	20
- Criminal A,B,C	7	18	26	19	6	12	17	30
- Criminal D,E	133	167	267	226	133	133	227	254
- Traffic Criminal	437	397	464	407	438	374	478	397
Sub Total	615	626	821	664	628	564	779	701
- Civil Violations and Traffic Infractions	468	605	412	586	460	577	420	576
<u>TOTAL</u>	<u>1,332</u>	<u>1,473</u>	<u>1,600</u>	<u>1,638</u>	<u>1,331</u>	<u>1,354</u>	<u>1,465</u>	<u>1,742</u>
<u>RUMFORD - District XI</u>								
- Civil	168	171	170	164	191	161	264	163
- Family Abuse	-	-	-	11	-	-	-	8
- Money Judgments	185	261	117	126	142	417	343	280
- Small Claims	597	775	779	838	838	820	799	833
- Divorce	131	125	118	98	124	127	191	84
- Mental Health	-	-	-	-	-	-	-	-
Sub Total	1,081	1,332	1,184	1,237	1,295	1,525	1,597	1,368
- Juvenile	97	59	135	65	104	53	105	89
- Criminal A,B,C	50	60	64	34	36	29	62	35
- Criminal D,E	614	669	591	440	568	540	524	401
- Traffic Criminal	957	922	894	860	888	926	744	736
Sub Total	1,718	1,710	1,684	1,399	1,596	1,548	1,435	1,261
- Civil Violations and Traffic Infractions	870	763	892	955	803	724	779	937
<u>TOTAL</u>	<u>3,669</u>	<u>3,805</u>	<u>3,760</u>	<u>3,591</u>	<u>3,694</u>	<u>3,797</u>	<u>3,811</u>	<u>3,566</u>
<u>SOUTH PARIS - Dist. XI</u>								
- Civil	171	131	138	115	181	138	153	90
- Family Abuse	-	-	-	26	-	-	-	20
- Money Judgments	132	95	67	29	126	81	65	19
- Small Claims	444	595	729	999	399	445	658	823
- Divorce	146	150	154	132	140	141	144	129
- Mental Health	-	-	-	-	-	-	-	-
Sub Total	893	971	1,088	1,301	846	805	1,020	1,081
- Juvenile	97	61	46	76	123	105	90	82
- Criminal A,B,C	69	49	70	69	59	43	73	59
- Criminal D,E	251	306	312	409	286	283	307	338
- Traffic Criminal	891	821	818	613	902	816	766	523
Sub Total	1,308	1,237	1,246	1,167	1,370	1,247	1,236	1,002
- Civil Violations and Traffic Infractions	677	650	466	515	669	664	683	530
<u>TOTAL</u>	<u>2,878</u>	<u>2,858</u>	<u>2,800</u>	<u>2,983</u>	<u>2,885</u>	<u>2,716</u>	<u>2,939</u>	<u>2,613</u>

TABLE DC-5
(cont.)

	F I L I N G S				D I S P O S I T I O N S			
	1979 (a)	1980	1981 (b)	1982	1979 (a)	1980	1981 (b)	1982
<u>FARMINGTON - Dist. XII</u>								
- Civil	245	193	266	242	215	202	271	202
- Family Abuse	-	-	-	25	-	-	-	16
- Money Judgments	155	143	162	143	142	152	170	152
- Small Claims	676	558	659	730	682	547	596	678
- Divorce	209	149	137	137	202	183	147	141
- Mental Health	-	-	-	-	-	-	-	-
Sub Total	<u>1,285</u>	<u>1,043</u>	<u>1,224</u>	<u>1,277</u>	<u>1,241</u>	<u>1,084</u>	<u>1,184</u>	<u>1,189</u>
- Juvenile	152	97	52	137	174	103	50	120
- Criminal A,B,C	49	57	73	76	42	61	78	71
- Criminal D,E	511	478	449	545	525	479	457	544
- Traffic Criminal	866	1,042	1,221	1,042	906	1,039	1,184	1,033
Sub Total	<u>1,578</u>	<u>1,674</u>	<u>1,795</u>	<u>1,800</u>	<u>1,647</u>	<u>1,682</u>	<u>1,769</u>	<u>1,768</u>
- Civil Violations and Traffic Infractions	<u>1,038</u>	<u>1,314</u>	<u>2,088</u>	<u>1,814</u>	<u>1,076</u>	<u>1,313</u>	<u>2,051</u>	<u>1,809</u>
<u>TOTAL</u>	<u>3,901</u>	<u>4,031</u>	<u>5,107</u>	<u>4,891</u>	<u>3,964</u>	<u>4,079</u>	<u>5,004</u>	<u>4,766</u>
<u>SKOWHEGAN - District XII</u>								
- Civil	435	501	482	377	531	454	405	479
- Family Abuse	-	-	-	87	-	-	-	69
- Money Judgments	332	274	214	193	290	393	196	173
- Small Claims	966	913	1,005	1,135	963	899	740	1,031
- Divorce	249	207	237	196	253	206	204	253
- Mental Health	1	2	-	-	2	3	-	1
Sub Total	<u>1,983</u>	<u>1,897</u>	<u>1,938</u>	<u>1,988</u>	<u>2,039</u>	<u>1,955</u>	<u>1,545</u>	<u>2,006</u>
- Juvenile	177	151	166	110	209	172	202	120
- Criminal A,B,C	166	183	132	136	162	168	136	119
- Criminal D,E	1,308	1,132	1,243	950	1,273	1,145	1,210	1,012
- Traffic Criminal	2,729	1,904	2,239	1,953	3,007	1,983	2,210	1,931
Sub Total	<u>4,380</u>	<u>3,370</u>	<u>3,780</u>	<u>3,149</u>	<u>4,651</u>	<u>3,468</u>	<u>3,758</u>	<u>3,182</u>
- Civil Violations and Traffic Infractions	<u>5,313</u>	<u>3,527</u>	<u>3,530</u>	<u>2,601</u>	<u>5,917</u>	<u>3,525</u>	<u>3,383</u>	<u>2,666</u>
<u>TOTAL</u>	<u>11,676</u>	<u>8,794</u>	<u>9,248</u>	<u>7,738</u>	<u>12,607</u>	<u>8,948</u>	<u>8,686</u>	<u>7,854</u>

TABLE DC-5
(cont.)

	F I L I N G S				D I S P O S I T I O N S			
	1979 (a)	1980	1981(b)	1982	1979 (a)	1980	1981(b)	1982
<u>DOVER-FOXCROFT-Dist.XIII</u>								
- Civil	115	142	124	127	113	138	137	153
- Family Abuse	-	-	-	24	-	-	-	17
- Money Judgments	190	103	62	36	175	108	71	37
- Small Claims	376	475	506	478	450	441	498	515
- Divorce	129	140	149	135	112	123	153	126
- Mental Health	-	-	-	-	-	-	-	-
Sub Total	810	860	841	800	850	810	859	848
- Juvenile	65	63	70	36	62	72	59	43
- Criminal A,B,C	57	77	67	104	43	75	76	94
- Criminal D,E	582	748	667	787	529	711	683	804
- Traffic Criminal	645	577	670	538	628	580	690	551
Sub Total	1,349	1,465	1,474	1,465	1,262	1,438	1,508	1,492
- Civil Violations and Traffic Infractions	777	673	541	754	800	670	532	790
<u>TOTAL</u>	<u>2,936</u>	<u>2,998</u>	<u>2,856</u>	<u>3,019</u>	<u>2,912</u>	<u>2,918</u>	<u>2,899</u>	<u>3,130</u>
<u>LINCOLN - District XIII</u>								
- Civil	80	89	109	118	59	93	132	133
- Family Abuse	-	-	-	5	-	-	-	6
- Money Judgments	88	74	71	46	67	61	69	57
- Small Claims	451	477	351	245	389	426	336	247
- Divorce	67	86	91	74	53	92	105	79
- Mental Health	-	-	-	-	-	-	-	-
Sub Total	686	726	622	488	568	672	642	522
- Juvenile	45	31	30	28	51	33	23	31
- Criminal A,B,C	54	14	14	36	34	13	20	38
- Criminal D,E	394	459	394	493	409	460	390	484
- Traffic Criminal	130	299	292	425	143	289	271	402
Sub Total	623	803	730	982	637	795	704	955
- Civil Violations and Traffic Infractions	3,286	2,498	2,009	1,804	3,258	2,500	2,038	1,805
<u>TOTAL</u>	<u>4,595</u>	<u>4,027</u>	<u>3,361</u>	<u>3,274</u>	<u>4,463</u>	<u>3,967</u>	<u>3,384</u>	<u>3,282</u>
<u>MILLINOCKET - Dist. XIII</u>								
- Civil	130	109	114	118	97	116	123	156
- Family Abuse	-	-	-	4	-	-	-	3
- Money Judgments	171	154	81	73	161	199	203	93
- Small Claims	385	362	255	232	335	415	296	247
- Divorce	81	97	75	58	65	101	121	107
- Mental Health	-	-	-	-	-	-	-	-
Sub Total	767	722	525	485	658	831	743	606
- Juvenile	52	57	71	55	68	50	61	68
- Criminal A,B,C	37	35	43	22	58	30	35	25
- Criminal D,E	540	601	572	471	485	593	585	593
- Traffic Criminal	623	606	690	338	570	580	683	427
Sub Total	1,252	1,299	1,376	886	1,181	1,253	1,364	1,113
- Civil Violations and Traffic Infractions	1,496	1,124	964	637	1,363	1,228	1,007	875
<u>TOTAL</u>	<u>3,515</u>	<u>3,145</u>	<u>2,865</u>	<u>2,008</u>	<u>3,202</u>	<u>3,312</u>	<u>3,114</u>	<u>2,594</u>

DISTRICT COURT

TABLE DC-6

WAIVERS (F)
1979 - 1982

		<u>1979</u>	<u>1980</u>	<u>1981</u>	<u>1982</u>
<u>DISTRICT I:</u>	Caribou	2,118	933	867	1,037
	Fort Kent	685	381	652	490
	Madawaska	480	340	293	302
	Van Buren	205	131	207	128
	Sub Total	<u>3,488</u>	<u>1,785</u>	<u>2,019</u>	<u>1,957</u>
<u>DISTRICT II:</u>	Houlton	2,296	1,883	2,274	1,866 (c)
	Presque Isle	1,972	1,313	1,185	1,200
	Sub Total	<u>4,268</u>	<u>3,196</u>	<u>3,459</u>	<u>3,066</u>
<u>DISTRICT III:</u>	Bangor	4,019	2,939	3,230	4,255
	Newport	1,787	1,505	1,198	1,238
	Sub Total	<u>5,806</u>	<u>4,444</u>	<u>4,428</u>	<u>5,493</u>
<u>DISTRICT IV:</u>	Calais	1,022	753	633	674
	Machias	374	652	423	975
	Sub Total	<u>1,396</u>	<u>1,405</u>	<u>1,056</u>	<u>1,649</u>
<u>DISTRICT V:</u>	Bar Harbor	398	343	374	406
	Belfast	1,525	1,388	1,523	1,613
	Ellsworth	1,945	1,357	2,082	3,257
	Sub Total	<u>3,868</u>	<u>3,088</u>	<u>3,979</u>	<u>5,276</u>
<u>DISTRICT VI:</u>	Bath	2,298	2,105	2,403	1,970
	Rockland	1,621	1,309	1,500	1,522
	Wiscasset	1,615	1,599	1,572	1,363
	Sub Total	<u>5,534</u>	<u>5,013</u>	<u>5,475</u>	<u>4,855</u>
<u>DISTRICT VII:</u>	Augusta	6,458	6,904	6,081	5,405
	Waterville	2,177	1,404	518	1,360
	Sub Total	<u>8,635</u>	<u>8,308</u>	<u>6,599</u>	<u>7,265</u>
<u>DISTRICT VIII:</u>	Brunswick	3,374	4,538	3,741	4,245
	Lewiston	4,399	5,200	4,758	4,939
	Sub Total	<u>7,773</u>	<u>9,738</u>	<u>8,499</u>	<u>9,184</u>
<u>DISTRICT IX:</u>	Bridgton	1,440	1,395	987	1,223
	Portland	16,065	16,333	18,375	19,237
	Sub Total	<u>17,505</u>	<u>17,728</u>	<u>19,362</u>	<u>20,460</u>
<u>DISTRICT X:</u>	Biddeford	6,967	6,786	6,795	5,813
	Kittery	5,052	4,858	4,004	3,930
	Springvale	2,205	2,709	2,421	2,302
	Sub Total	<u>14,224</u>	<u>14,353</u>	<u>13,220</u>	<u>12,045</u>
<u>DISTRICT XI:</u>	Livermore Falls	518	492	381	544
	Rumford	604	696	779	989
	South Paris	607	543	488	422
	Sub Total	<u>1,729</u>	<u>1,731</u>	<u>1,648</u>	<u>1,955</u>
<u>DISTRICT XII:</u>	Farmington	1,197	1,116	1,802	1,730
	Skowhegan	4,698	2,749	2,971	3,014
	Sub Total	<u>5,895</u>	<u>3,865</u>	<u>4,773</u>	<u>4,744</u>
<u>DISTRICT XIII:</u>	Dover-Foxcroft	670	522	415	898
	Lincoln	1,923	1,510	1,577	1,721
	Millinocket	1,037	925	711	544
	Sub Total	<u>3,630</u>	<u>2,957</u>	<u>2,703</u>	<u>3,163</u>
<u>S T A T E T O T A L:</u>		<u>83,751</u>	<u>77,611</u>	<u>77,220</u>	<u>81,112</u>
REORGANIZED (A)	Bridgton	1,440	1,395	987	1,223
DISTRICTS:	Livermore Falls	518	492	381	544
	Rumford	604	696	779	989
	South Paris	607	543	488	422
	Sub Total	<u>3,169</u>	<u>3,126</u>	<u>2,635</u>	<u>3,178</u>
(B)	Bath	2,298	2,105	2,403	1,970
	Brunswick	3,374	4,538	3,741	4,245
	Sub Total	<u>5,672</u>	<u>6,643</u>	<u>6,144</u>	<u>6,215</u>
(C)	Rockland	1,621	1,309	1,500	1,522
	Wiscasset	1,615	1,599	1,572	1,363
	Sub Total	<u>3,236</u>	<u>2,908</u>	<u>3,072</u>	<u>2,885</u>

DISTRICT COURT

RECORDINGS

1982

COURT LOCATION	CIVIL	MONEY JUDGMENT	SMALL CLAIMS	DIVORCE	MENTAL HEALTH*	JUVENILE	CRIMINAL	TOTAL
<u>District I:</u>								
- Caribou	10	-	-	7	-	53	39	109
- Fort Kent	1	-	-	-	-	27	49	77
- Madawaska	5	-	-	1	-	19	17	42
- Van Buren	-	-	-	2	-	16	11	29
Sub Total	16	-	-	10	-	115	116	257
<u>District II:</u>								
- Houlton	17	-	-	16	-	73	76	182
- Presque Isle	17	-	-	14	-	63	57	151
Sub Total	34	-	-	30	-	136	133	333
<u>District III:</u>								
- Bangor	50	1	4	56	25	226	517	879
- Newport	10	-	-	7	-	43	119	179
Sub Total	60	1	4	63	25	269	636	1,058
<u>District IV:</u>								
- Calais	11	-	4	5	-	27	88	135
- Machias	13	1	4	9	-	6	94	127
Sub Total	24	1	8	14	-	33	182	262
<u>District V:</u>								
- Bar Harbor	3	-	-	6	-	18	12	39
- Belfast	15	1	2	12	-	24	66	120
- Ellsworth	20	-	-	14	-	73	85	192
Sub Total	38	1	2	32	-	115	163	351
<u>District VI:</u>								
- Bath	9	1	1	12	-	52	120	195
- Rockland	31	-	-	30	-	137	130	328
- Wiscasset	19	-	-	15	-	40	85	159
Sub Total	59	1	1	57	-	229	335	682
<u>District VII:</u>								
- Augusta	50	2	3	64	-	156	172	447
- Waterville	39	-	5	35	-	128	113	320
Sub Total	89	2	8	99	-	284	285	767
<u>District VIII:</u>								
- Brunswick	13	-	-	6	-	56	43	118
- Lewiston	38	-	-	20	-	169	68	295
Sub Total	51	-	-	26	-	225	111	413
<u>District IX:</u>								
- Bridgton	5	-	1	7	-	-	9	22
- Portland	97	1	9	71	1	44	229	452
Sub Total	102	1	10	78	1	44	238	474
<u>District X:</u>								
- Biddeford	15	1	1	21	-	86	138	262
- Kittery	2	-	1	29	-	7	71	110
- Springvale	14	-	2	18	1	36	68	139
Sub Total	31	1	4	68	1	129	277	511
<u>District XI:</u>								
- Livermore Falls	4	-	-	7	-	4	10	25
- Rumford	4	-	1	11	-	7	33	56
- South Paris	3	-	-	5	-	3	32	43
Sub Total	11	-	1	23	-	14	75	124
<u>District XII:</u>								
- Farmington	9	-	-	25	-	42	47	123
- Skowhegan	30	-	2	35	-	84	68	219
Sub Total	39	-	2	60	-	126	115	342
<u>District XIII:</u>								
- Dover-Foxcroft	22	-	2	11	-	28	70	133
- Lincoln	12	-	-	3	-	25	56	96
- Millinocket	13	-	1	1	-	83	55	153
Sub Total	47	-	3	15	-	136	181	382
<u>STATE TOTAL:</u>	601	8	43	575	27	1,855	2,847	5,956

* Includes mental retardation

DISTRICT COURT

FOOTNOTES

- a) The District Court's statistical reporting system was converted from a fiscal year to a calendar year basis during 1979. It is now suspected that the 1979 statistics were erroneously over-counted in some court locations. This will be carefully audited during 1983 for correction in the 1983 Annual Report.
- b) Family abuse filings and dispositions were counted as "civil" cases during 1981.
- c) In Houlton District Court, estimates have been provided for 1982 traffic criminal and criminal D-E dispositions, and waivers.
- d) In Belfast District Court, estimates have been provided for 1982 criminal A-B-C and criminal D-E filings.
- e) In Portland District Court, the criminal A-B-C dispositions include 345 cases which remained pending because they were not dismissed by the District Attorney when they resulted in indictments.
- f) These are cases in which the defendant waives court appearance in favor of paying the fine. In most court locations, these figures include sea and shore, and fish and game waivers, as well as the more numerous traffic waivers.

DISTRICT COURT

CASE TYPE DEFINITIONS

CIVIL: Includes all civil cases not separated out below, including forcible entry and detainer, neglect of children, and reciprocal cases. Does not include civil violations which were formerly considered criminal cases.

FAMILY ABUSE: Includes protection from abuse cases under Title 19.

MONEY JUDGMENTS: Includes disclosure cases, but does not include small claims disclosures.

SMALL CLAIMS: Includes small claims cases.

DIVORCE: Includes all divorce cases, annulments, and judicial separations, but does not include reciprocals.

MENTAL HEALTH: Includes all mental health cases.

JUVENILE: Include all offenses committed by juveniles.

CRIMINAL A-B-C etc: Includes all crimes classified as murder, A, B, or C. (Such offenses committed by juveniles are included in the "Juvenile" category).

CRIMINAL D-E etc: Includes all Title 17A crimes classified as D or E, plus all other non-traffic criminal offenses such as Fish and Game, and Marine Resources. Does not include Title 29 violations. Does not include civil drug violations. (Such offenses committed by juveniles are included in the "Juvenile" category).

TRAFFIC CRIMINAL: Includes all Title 28 and 29 Class D or E non-Infraction traffic offenses such as Criminal OUI, Driving After Suspension, and Reckless Driving. Also includes PUC cases. (Such offenses committed by juveniles are included in the "Juvenile" category).

CIVIL VIOLATIONS AND TRAFFIC INFRACTIONS: Includes all traffic infractions, Civil OUI cases, and those civil violations which have received a criminal docket number and which are punishable by fine, such as municipal ordinances, possession of a usable amount of marijuana, possession or transportation of liquor by minors, and dogs running at large. (Such offenses committed by juveniles are included in the "Juvenile" category).



Appendix IV

Administrative Court Caseload Statistics

MAINE ADMINISTRATIVE COURT

JUDGES

Hon. Edward W. Rogers

Hon. Dana A. Cleaves

CLERK

Diane Nadeau

ADMINISTRATIVE COURT CASELOAD STATISTICS

Introduction:

The jurisdiction and organization of the Administrative Court is detailed on Page of this report.

In addition to hearing Administrative Court cases, the Administrative Court judges are authorized to preside in the District Court by assignment of the Chief Justice, pursuant to M.R.S.A. §1158, effective March, 1979. Since that time, these judges have been handling a variety of hearings for the Portland, Springvale, Biddeford, South Paris, Lewiston, Bridgton and Calais District Courts and Pineland Center on a regular basis. During 1982, the Administrative Court judges devoted at least two weeks of every month to hearings in the District Court, while the staff spent a total of 180 hours recording these cases.

The number of District Court hearings held by the Administrative Court judges in 1982 are as follows:

Divorce	222
Civil	108
Small Claims	172
Disclosure	71
Forcible Entry & Detainer	3
Juvenile	29
O.U.I.	3
Protective Custody	7
Family Abuse	6
Pineland Recertification	<u>24</u>
TOTAL	644

Table AC-1

This table presents filings and dispositions since 1979 by type of case, and indicates a 19.7% decrease in filings and an 18.1% decrease in dispositions during the three-year period.

ADMINISTRATIVE COURT
CASELOAD STATISTICS

1979 - 1982

	<u>F I L I N G S</u>				<u>D I S P O S I T I O N S</u>			
	<u>1979</u>	<u>1980</u>	<u>1981</u>	<u>1982</u>	<u>1979</u>	<u>1980</u>	<u>1981</u>	<u>1982</u>
Bureau of Liquor Enforce.	281	293	285	255	278	235	282	283
Dept. of Sec. of State	21	-	-	-	24	-	-	-
Bur. of Me. State Police	31	11	2	4	47	12	3	3
Dept. of Human Services	10	5	8	7	11	3	2	6
Dept. of Inland Fisheries and Wildlife	3	-	-	-	2	-	1	-
Dept. of Marine Resources	2	-	-	6	1	-	-	5
Dept. of Environmental Protection	-	1	-	-	-	-	1	-
Dept. of Mental Health & Retardation	-	-	-	1	-	-	-	-
Appeal from Decision of Bureau of Alcoholic Bev.	1	2	-	-	1	2	-	-
Appeal from Decision of Dept. of Public Safety	1	-	-	-	1	-	-	-
Appeal from Dept. of Transportation	-	-	-	1	-	-	-	-
Appeal from Liquor Comm.	-	-	-	1	-	-	-	1
Real Estate Commission	2	-	-	1	6	-	-	-
Harness Racing Commission	-	15	13	8	-	5	7	8
Board of Dental Examiners	-	2	1	-	1	1	-	1
Board of Examiners of Podiatrists	-	-	-	-	1	-	-	-
Board of Pesticides Control	1	-	-	-	1	-	-	-
State Board of Nursing	1	-	1	-	-	-	1	-
Board of Licensure of Medical Care Facilities other than Hospitals	1	1	-	-	1	-	-	-
Board of Accountancy	-	-	1	-	-	-	1	-
Board of Examiners of Psychologists	-	-	-	1	-	-	-	-
TOTAL	355	330	311	285	375	258	298	307