

# MAINE STATE LEGISLATURE

The following document is provided by the  
**LAW AND LEGISLATIVE DIGITAL LIBRARY**  
at the Maine State Law and Legislative Reference Library  
<http://legislature.maine.gov/lawlib>



Reproduced from scanned originals with text recognition applied  
(searchable text may contain some errors and/or omissions)

**State of Maine**  
**ADMINISTRATIVE OFFICE**  
**OF THE COURTS**



**ANNUAL REPORT**  
**1981**



State of Maine  
ADMINISTRATIVE OFFICE OF THE COURTS

P.O. Box 4820 Downtown Station  
Portland, Maine 04112  
207-775-1500

Dana R. Baggett  
State Court Administrator

April 15, 1982

The Honorable Vincent L. McKusick  
Chief Justice

The Honorable Joseph E. Brennan  
Governor

Ladies and Gentlemen of the  
110th Legislature

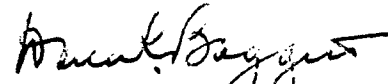
It is my pleasure to transmit herewith the Sixth Annual Report of the Administrative Office of the Courts for 1981, pursuant to statute (4 M.R.S.A. § 17.10).

As is detailed within, the Judicial Department disposed of over 243,000 cases of all types within its four court systems. Yet there were an even greater number of cases filed in our courts in 1981, indicating the significant use made of the state courts by Maine people.

These numbers are just one indicator of the work done by those who serve the public within our state judicial system at 51 locations. Our 44 judges and over 250 classified employees worked long and hard in 1981. Their dedicated service is appreciated.

This report is the product of the efforts of many, beginning with those in individual court clerks' offices across the state who gather and report the basic data. Ms. Debra Olken, Research and Planning Director, analyzed the information and wrote the report. Ms. Peggy Hembree and Mrs. Evelyn LaRochelle typed the report, and many others assisted at several points along the way. To all of them, my thanks.

Sincerely,



Dana R. Baggett  
State Court Administrator

DRB:el



TABLE OF CONTENTS

<u>SUBJECT</u>	<u>PAGE</u>
Overview of Court Caseload. . . . .	2
Capsule History of the Maine Judicial Department . . . . .	4
Supreme Judicial Court and Law Court . . . . .	4
Superior Court. . . . .	5
District Court. . . . .	6
Administrative Court . . . . .	6
Administration	
Administrative Office of the Courts . . . . .	7
Fiscal . . . . .	10
Facilities . . . . .	15
Personnel . . . . .	15
Non-Judicial Training. . . . .	15
Trial Court Administration . . . . .	16
Trial Court Improvements . . . . .	16
Juror Utilization and Management Project . . . . .	17
Records Storage . . . . .	18
Statistical Reporting Systems. . . . .	18
Committees	
Judicial Department Committees . . . . .	18
Board of Overseers of the Bar. . . . .	20
Committee on Judicial Responsibility and Disability. . . . .	20
State Law Library Committee . . . . .	20
Court Forms Committees . . . . .	20
Maine Judicial Conference . . . . .	21
Judicial Education . . . . .	21
Appendices	
I. Law Court Caseload Statistics . . . . .	23
II. Superior Court Caseload Statistics . . . . .	33
Civil Caseload . . . . .	39
Criminal Caseload . . . . .	83
III. District Court Caseload Statistics . . . . .	143
IV. Administrative Court Caseload Statistics . . . . .	187


INDEX  
TABLES, GRAPHS, MAPS

<u>NUMBER</u>	<u>TITLE</u>	<u>PAGE</u>
--	Maine Judicial Department Organizational Chart . . .	1
 <u>FISCAL</u>		
A (Graph)	Cost of Operating the Courts: Revenues Compared with Expenditures . . . . .	11
B	Judicial Department Expenditures by Subdivision . . .	12
C	Judicial Department Revenues by Source . . . . .	13
D	Comparative Revenue Summary . . . . .	14
 <u>LAW COURT</u>		
LC-1	Caseload, 1981 . . . . .	25
LC-2	Dispositions, 1981 . . . . .	26
LC-3	Caseload Time Measurement Report, 1981 . . . . .	27
LC-4	Caseload, 1976-1981 . . . . .	28
LC-5 (Graph)	Total Caseload Summary, 1976-1981. . . . .	29
LC-6 (Graph)	Written Opinions, 1976-1981. . . . .	30
LC-7	Appellate Division Caseload, 1981. . . . .	31
 <u>SUPERIOR COURT - OVERVIEW</u>		
-- (Map)	Maine Superior Court Locations . . . . .	33
SC-1	Caseload and Population . . . . .	36
SC-2	Civil and Criminal Caseload Summary, 1977-1981 . . .	37
SC-3	Civil and Criminal Jury Trial Summary, 1977-1981 . .	38
 <u>SUPERIOR COURT - CIVIL</u>		
SC-4	Civil Caseload Analysis, 1979-1981 . . . . .	45
SC-5	Civil Filings Summary, 1977-1981 . . . . .	46
SC-6	Civil Dispositions Summary, 1977-1981. . . . .	47
SC-7 (Graph)	Civil Filings and Dispositions, 1977-1981. . . . .	48
SC-8	Civil Pending Caseload Summary, 1977-1981. . . . .	49
SC-9 (Graph)	Civil Pending Caseload, 1977-1981. . . . .	50
SC-10	Percentage of Civil Filings by Type of Case, 1977-1981	51
SC-11	Civil Filings and Dispositions by Type of Case, 1977-1981 . . . . .	52
SC-12	Civil Dispositions by Type of Disposition, 1979-1981 . . . . .	61
SC-13	Civil Trial Summary, 1980-1981 . . . . .	70
SC-14	Civil Caseload Time Summary, 1977-1981 . . . . .	71
SC-15	Civil Caseload Time Report, 1981 . . . . .	72
SC-16 (Graph)	Civil and URESA Caseload, 1977-1981. . . . .	75
SC-17	URESAs Caseload as a Percentage of Total Filings, 1977-1981 . . . . .	76
SC-18	URESAs Filings, 1977-1981 . . . . .	77
SC-19	URESAs Dispositions, 1977-1981 . . . . .	78
SC-20	URESAs Pending Caseload, 1977-1981. . . . .	79

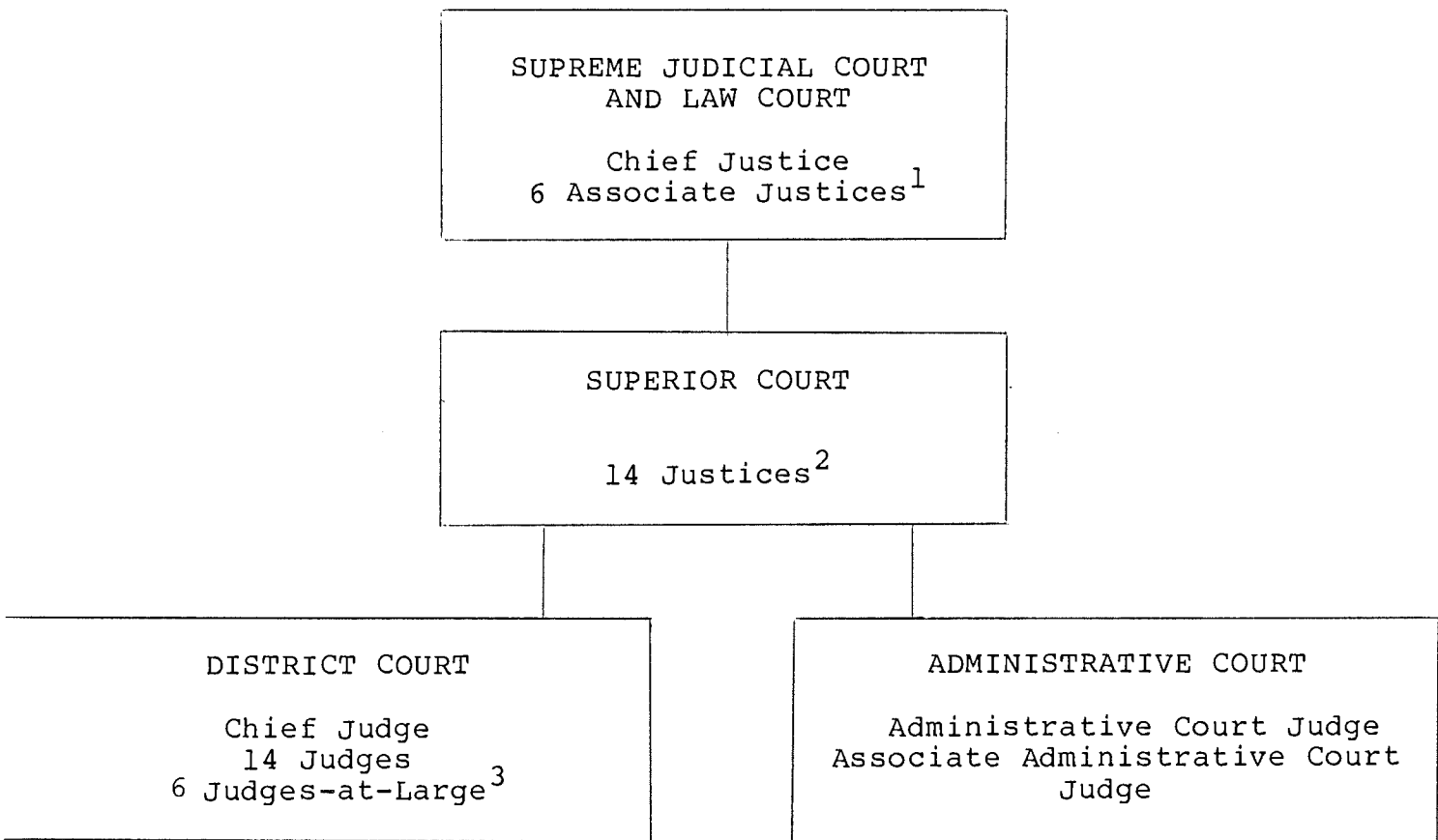
INDEX

<u>NUMBER</u>	<u>TITLE</u>	<u>PAGE</u>
<u>SUPERIOR COURT - CRIMINAL (Cont.)</u>		
SC-21	Criminal Caseload Analysis, 1979-1981 . . . . .	89
SC-22	Criminal Filings Summary, 1977-1981 . . . . .	90
SC-23	Criminal Dispositions Summary, 1977-1981 . . . . .	91
SC-24 (Graph)	Criminal Filings and Dispositions, 1977-1981 . . . . .	92
SC-25	Criminal Pending Caseload Summary, 1977-1981 . . . . .	93
SC-26 (Graph)	Criminal Pending Caseload, 1977-1981 . . . . .	94
SC-27	Percentage of Criminal Filings by Type of Case, 1977-1981 . . . . .	95
SC-28	Criminal Filings and Dispositions by Type of Case, 1977-1981 . . . . .	96
SC-29	Criminal Filings by Type of Recording Method, 1981 . . . . .	105
SC-30	Percentage of Criminal Filings by Class of Charge, 1977-1981 . . . . .	106
SC-31	Criminal Filings and Dispositions by Class of Charge, 1977-1981 . . . . .	107
SC-32	Criminal Pending Caseload and Outstanding Warrants of Arrest, 1981 . . . . .	116
SC-33	Criminal Dispositions by Type of Disposition, 1979-1981 . . . . .	117
SC-34	Criminal Trial Summary, 1980-1981 . . . . .	126
SC-35	Criminal Trials by Type of Case, 1980-1981 . . . . .	127
SC-36	Criminal Caseload Time Report, Average Time to Disposition, 1979-1981 . . . . .	136
SC-37	Criminal Caseload Time Report, Actual Time to Jury Trial and Disposition, 1981 . . . . .	137
<u>DISTRICT COURT</u>		
-- (Map)	Maine District Court Locations . . . . .	143
DC-1	Filings, FY75-FY81 . . . . .	148
DC-2	Filings in the Eight Largest District Courts, FY75-FY81 . . . . .	151
DC-3	Filings, State Summary, By Type of Case, CY79-CY81 . . . . .	152
DC-4	Total Filings, CY79-CY81 . . . . .	153
DC-5	Filings Excluding Civil Violations and Traffic Infractions, CY79-CY81 . . . . .	156
DC-6	Civil Violations and Traffic Infractions, CY79-CY81 . . . . .	159
DC-7 (Graph)	Caseload by Month, CY81 . . . . .	162
DC-8	Civil and Criminal Filings, CY81 . . . . .	163
DC-9	Filings and Dispositions by Type of Case, CY79-CY81 . . . . .	166
DC-10	Traffic Waivers, CY79-CY81 . . . . .	184
<u>ADMINISTRATIVE COURT</u>		
AC-1	Caseload Statistics, 1979-1981 . . . . .	188





MAINE JUDICIAL DEPARTMENT



<sup>1</sup>Three Active Retired Justices.

<sup>2</sup>One Active Retired Justice.

<sup>3</sup>Seven Active Retired Judges.

## OVERVIEW OF COURT CASELOAD

Caseloads throughout Maine's state court systems (Supreme Judicial Court, Superior Court, District Court, and Administrative Court) have undergone significant changes during the past several years. The Supreme Judicial Court, Maine's highest court and the court of final appeal, has experienced a 93.7% increase in incoming filings since 1976, rising from 269 filings in 1976 to a high of 521 during 1981. The court has demonstrated its ability to meet this increased demand, however, by reporting a 132.6% rise in dispositions over the same period. The court's increased workload is also evidenced by the number of written opinions published, which rose from 155 in 1976 to 352 in 1981.

The Superior Court serves as Maine's trial court of general jurisdiction, and uses the most complete data collection mechanism in the system, resulting in the ability to analyze its caseload in a fairly detailed manner. Total caseload has increased markedly in Lincoln, Sagadahoc, York, and Franklin counties since 1977, where large increases in population have also occurred. Civil caseload has increased by 9.3% over the last four years, although this change is solely attributable to the substantial rise in Uniform Reciprocal Enforcement of Support Act (URESAs) case filings. When these rather unique court proceedings are excluded from an analysis of total civil caseload, it is evident that there has been an increase of over 19% in the number of basic civil case dispositions, indicating the increasing ability of the Superior Court to address "backlog". Although dispositions have never exceeded filings, the gap between the two has narrowed, resulting in a diminished rate of increase for pending caseload. Nearly 50% of all Superior Court civil cases are dismissed either upon agreement of the parties or by the court after two years of inactivity (Rule 41(a) and Rule 41(b) respectively), while about 3% resulted in jury trials. During 1981, there were a total of 174 civil jury trials consuming a total of 401 trial days, as well as 252 jury waived trials accounting for 228 trial days.

Superior Court criminal caseload has continued to rise rather steadily over the past several years, reaching a total of 9,162 filings during 1981, representing a 17.6% increase since 1977. Similar to civil caseload, the court has demonstrated its ability to meet incoming workload by reporting a rise in dispositions of 32% over the same period, again reducing the rate of increase of pending caseload. In addition, over 28% of the criminal cases pending in 1981 could not be processed due to outstanding warrants of arrest. The most significant change in caseload composition has involved transfers, which accounted for a full 44.3% of total criminal caseload during 1981, compared to 35.5% in 1977. The majority (51%) of criminal cases were disposed by guilty pleas,

while an additional 32.8% were dismissed by District Attorneys. The 468 criminal jury trials held during 1981 consumed 738 trial days and were responsible for 5% of all criminal dispositions; in addition, 155 jury waived trials consumed 110.5 trial days.

Since fiscal year 1975, caseload in the District Court, Maine's trial court of limited jurisdiction, has risen by 31% statewide, although this varied from a 75% increase in District VIII (Brunswick and Lewiston) to a 22% drop in District XIII (Dover-Foxcroft, Lincoln and Millinocket). Reporting filings by type of case began in calendar year 1979. Although total filings have decreased slightly during the last two years, this is almost solely attributable to the considerable decrease in civil violations and traffic infractions cases. These cases constituted 37% of the total District Court caseload in 1981, but decreased 16.3% from 101,476 in 1979 to 84,892 in 1981.

The Administrative Court, also considered a trial court of limited jurisdiction, has experienced a 12.4% decrease in filings during the last two years, from 355 cases filed in 1979 to 311 in 1981. Administrative Court judges also serve as District Court judges to help with the workload in that court.

CAPSULE HISTORY OF THE MAINE JUDICIAL  
DEPARTMENT

Until the signing of the Articles of Agreement for Separation in 1820, Maine was a part of Massachusetts and therefore included in the Massachusetts court system. However, in 1820, Article VI, Section 1, of the new Maine Constitution created by the Legislature established the judicial branch of government stating: "The judicial power of the State shall be vested in a Supreme Judicial Court, and such other courts as the Legislature shall from time to time establish". From the start of statehood, the Supreme Judicial Court was both a trial court and an appellate court or "Law Court". The new State of Maine also adopted the same lower court structure as existed in Massachusetts, and the court system remained unchanged until 1852. The Probate Courts were created in 1820 as county-based courts and have remained so to date.

The Court Reorganization Act of 1852 increased the jurisdiction of the Supreme Judicial Court to encompass virtually every type of case, increased the number of justices to seven and authorized the justices to travel in circuits.

The next major change in the system came in 1929, when the Legislature created the statewide Superior Court to relieve the overburdened Supreme Judicial Court. Meanwhile, the lower courts continued to operate much as they always had until 1961 when the municipal courts and the trial justices system was abolished and the new District Court created. The most recent change to the Maine Judicial System occurred in 1978 with the addition of the Administrative Court.

SUPREME JUDICIAL COURT AND LAW COURT

The Supreme Judicial Court is the highest court in Maine, and as the Law Court is the court of final appeal. The Law Court hears appeals of civil and criminal cases from the Superior Court, appeals from all final judgments, orders and decrees of the Probate Court, appeals of decisions of certain administrative agencies, interlocutory criminal appeals, and appeals of decisions of a single justice of the Supreme Judicial Court. A justice of the Supreme Judicial Court has jurisdiction to hear non-jury civil actions, except divorce or annulment of marriage, and can be assigned by the Chief Justice to hear Superior Court cases in general, including post-conviction matters. In addition, single justices handle both admission to the bar and bar disciplinary proceedings. The justices of the Supreme Judicial Court make decisions regarding legislative apportionment and render advisory opinions concerning important questions of law on solemn occasions when requested by the Governor, Senate or House of Representatives. Three members of the Supreme Judicial Court serve as the Appellate Division for the review of sentences of one year or more.

By statute, the Chief Justice is head of the Judicial Department, and the Supreme Judicial Court has general administrative and supervisory authority over the Judicial Department.

The Supreme Judicial Court has seven members; the Chief Justice and six Associate Justices. The justices must be trained in the law and are appointed by the Governor for seven year terms, with the consent of the Legislature. The court determines the number, time and place of its terms depending on the volume of cases. Usually, the court sits in Portland, but occasionally sits in Bangor and Augusta.

In addition, there are three Active Retired Justices; upon retirement, a Supreme Judicial Court justice may be appointed an Active Retired Justice by the Governor for a seven year term, with the consent of the Legislature. On assignment by the Chief Justice, an Active Retired Justice has the same authority as an active justice.

#### SUPERIOR COURT

The Superior Court was created by the Legislature in 1929 as Maine's trial court of general jurisdiction. This means the court has original jurisdiction over all matters (either exclusively or concurrently with other courts) which are not within the jurisdiction of the Supreme Judicial Court sitting as the Law Court or within the exclusive jurisdiction of the District Court. This is the only court in which civil and criminal jury trials are held. In addition, justices of this court hear appeals from District Court in some criminal, juvenile and divorce cases, and appeals from the Administrative Court.

There are 14 justices of the Superior Court who hold sessions of the Court in each of the 16 counties. The justices must be trained in the law and are appointed by the Governor for seven year terms, with the consent of the Legislature. For administrative purposes, the State is divided into three regions, and the Chief Justice appoints a Regional Presiding Justice for each region.

In addition, there is one Active Retired Justice; upon retirement, a Superior Court justice may be appointed an Active Retired Justice by the Governor for a seven year term, with the consent of the Legislature. On assignment by the Chief Justice, an Active Retired Justice has the same authority as an active justice.

## DISTRICT COURT

The District Court was created by the Legislature in 1961 as Maine's court of limited jurisdiction. The court has original jurisdiction in non-felony criminal cases and ordinance violations, can accept guilty pleas in felony cases and conducts probable cause hearings in felony cases. The court has concurrent jurisdiction with the Superior Court in divorce cases and civil cases involving less than \$20,000. The District Court is the small claims court (for cases involving less than \$800) and the juvenile court. In addition, the court hears mental health, forceable entry and detainer, quiet title and foreclosure cases.

There are 21 judges of the District Court; the Chief Judge, who is appointed by the Chief Justice of the Supreme Judicial Court, six judges-at-large who serve throughout the state, and 14 judges who sit within the 13 districts of the court. The judges must be lawyers and are appointed by the Governor for seven year terms, with the consent of the Legislature.

In addition, there are seven Active Retired Justices; upon retirement, a District Court judge may be appointed an Active Retired Judge by the Governor for a seven year term, with the consent of the Legislature. On assignment by the Chief Judge, an Active Retired Judge has the same authority as an active judge.

## ADMINISTRATIVE COURT

The Administrative Court was created by the Legislature in 1973 and is a statewide court. Prior to July 1, 1978, the Court had jurisdiction over suspension and revocation of licenses by a specific list of executive agencies.

Effective July 1, 1978, the Legislature substantially expanded the jurisdiction of the Administrative Court. Now, other than in emergency situations, the Administrative Court has "...exclusive jurisdiction upon complaint of an agency or, if the licensing agency fails or refuses to act within a reasonable time, upon complaint of the Attorney General, to revoke or suspend licenses issued by the agency, and shall have original jurisdiction upon complaint of a licensing agency to determine whether renewal or reissuance of a license of that agency may be refused..."

There are two judges of the Administrative Court; the Administrative Court Judge and the Associate Administrative Court Judge. The judges must be lawyers and are appointed by the Governor for seven year terms, with the consent of the Legislature. On assignment by the Chief Justice, Administrative Court judges may also preside in the District Court.

## ADMINISTRATION

### Administrative Office of the Courts

The Administrative Office of the Courts was created in 1975. The office is directed by the State Court Administrator who is appointed by and serves at the pleasure of the Chief Justice. The staff for the Administrative Office is appointed by the State Court Administrator, with the approval of the Chief Justice and includes the following positions:

State Court Administrator  
Fiscal Director  
Research and Planning Director  
Personnel Officer  
Accountant  
Assistant Accountant  
Accounting Clerks (2)  
Secretaries (2)

Pursuant to 4 M.R.S.A. § 17, the State Court Administrator's responsibilities are as follows:

- 1. Continuous survey and study.** Carry on a continuous survey and study of the organization, operation, condition of business, practice and procedure of the Judicial Department and make recommendations to the Chief Justice concerning the number of judges and other judicial personnel required for the efficient administration of justice. Assist in long and short range planning;
- 2. Examine the status of dockets.** Examine the status of dockets of all courts so as to determine cases and other judicial business that have been unduly delayed. From such reports, the administrator shall indicate which courts are in need of additional judicial personnel and make recommendations to the Chief Justice and to the Chief Judge of the District Court concerning the assignment or reassignment of personnel to courts that are in need of such personnel. The administrator shall also carry out the directives of the Chief Justice as to the assignment of personnel in these instances;
- 3. Investigate Complaints.** Investigate complaints with respect to the operation of the courts;



**4. Examine statistical systems.** Examine the statistical systems of the courts and make recommendations for a uniform system of judicial statistics. The administrator shall also collect and analyze statistical and other data relating to the business of the courts;

**5. Prescribe uniform administrative and business methods, etc.** Prescribe uniform administrative and business methods, systems, forms, docketing and records to be used in the Supreme Judicial Court, in the Superior Court and, with the written approval of the Chief Judge of the District Court, in the District Court;

**6. Implement standards and policies set by the Chief Justice.** Implement standards and policies set by the Chief Justice regarding hours of court, the assignment of term parts and justices;

**7. Act as fiscal officer.** Act as fiscal officer of the courts and in so doing:

**A.** Maintain fiscal controls and accounts of funds appropriated for the Judicial Department;

**B.** Prepare all requisitions for the payment of state moneys appropriated for the maintenance and operation of the Judicial Department;

**C.** Prepare budget estimates of state appropriations necessary for the maintenance and operation of the Judicial Department and make recommendations with respect thereto;

**D.** Collect statistical and other data and make reports to the Chief Justice and to the Chief Judge of the District Court relating to the expenditures of public moneys for the maintenance and operation of the Judicial Department;

**E.** Develop a uniform set of accounting and budgetary accounts for the Supreme Judicial Court, for the Superior Court and, with the written approval of the Chief Judge of the District Court, for the District Court and serve as auditor of the Judicial Department;

**8. Examine arrangements for use and maintenance of court facilities.** Examine the arrangements for the use and maintenance of court facilities and supervise the purchase, distribution, exchange and transfer of judicial equipment and supplies thereof;

**9. Act as secretary.** Act as secretary to the Judicial Conference;

**10. Submit an annual report.** Submit an annual report to the Chief Justice, Legislature and Governor of the activities and accomplishments of the office for the preceding calendar year;

**11. Maintain liaison.** Maintain liaison with executive and legislative branches and other public and private agencies whose activities impact the Judicial Department.

**12. Prepare and plan clerical offices.** Prepare and plan for the organization and operation of clerical offices serving the Superior Court and, at the request of the Chief Judge of the District Court, the District Court within each county; provide for a central clerk of court office at each county seat with satellite clerk in each court;

**13. Implement preservice and inservice educational and training programs.** Develop and implement preservice and inservice educational and training programs for nonjudicial personnel of the Judicial Department; and

**14. Perform duties and attend other matters.** Perform such other duties and attend to such other matters consistent with the powers delegated herein assigned to him by the Chief Justice and the Supreme Judicial Court.

## Fiscal

The expenditure and revenue data are presented for the State fiscal year ended June 30. The Judicial Department operates from the State general funds which are appropriated by the Legislature. It also administers several projects funded by grants from public and private sources.

As shown by Fiscal Chart A, there has been a steady increase since FY 1977 (the first year for which comparable data was collected and reported) in both expenditures and revenues for the courts at all levels. Total expenditures for the courts have increased 67.4% from \$6,516,431 in FY 1977 to \$10,910,604 in FY 1981. Revenues have increased 63.6% from \$5,775,643 in FY 1977 to \$9,449,479 in 1981.

The information reported here has been extracted from audit reports prepared by the State Audit Department and from financial reports to the Administrative Office of the Courts. It should be noted that the data presented are accurate; however, there is lack of uniformity among the court locations with respect to their accounting procedures.

## Expenditures

Judicial Department expenditures for FY 1981 totaled \$11,190,290, which is an increase of 15.9% over the previous year. The following is a summary of expenditures by Department subdivision:

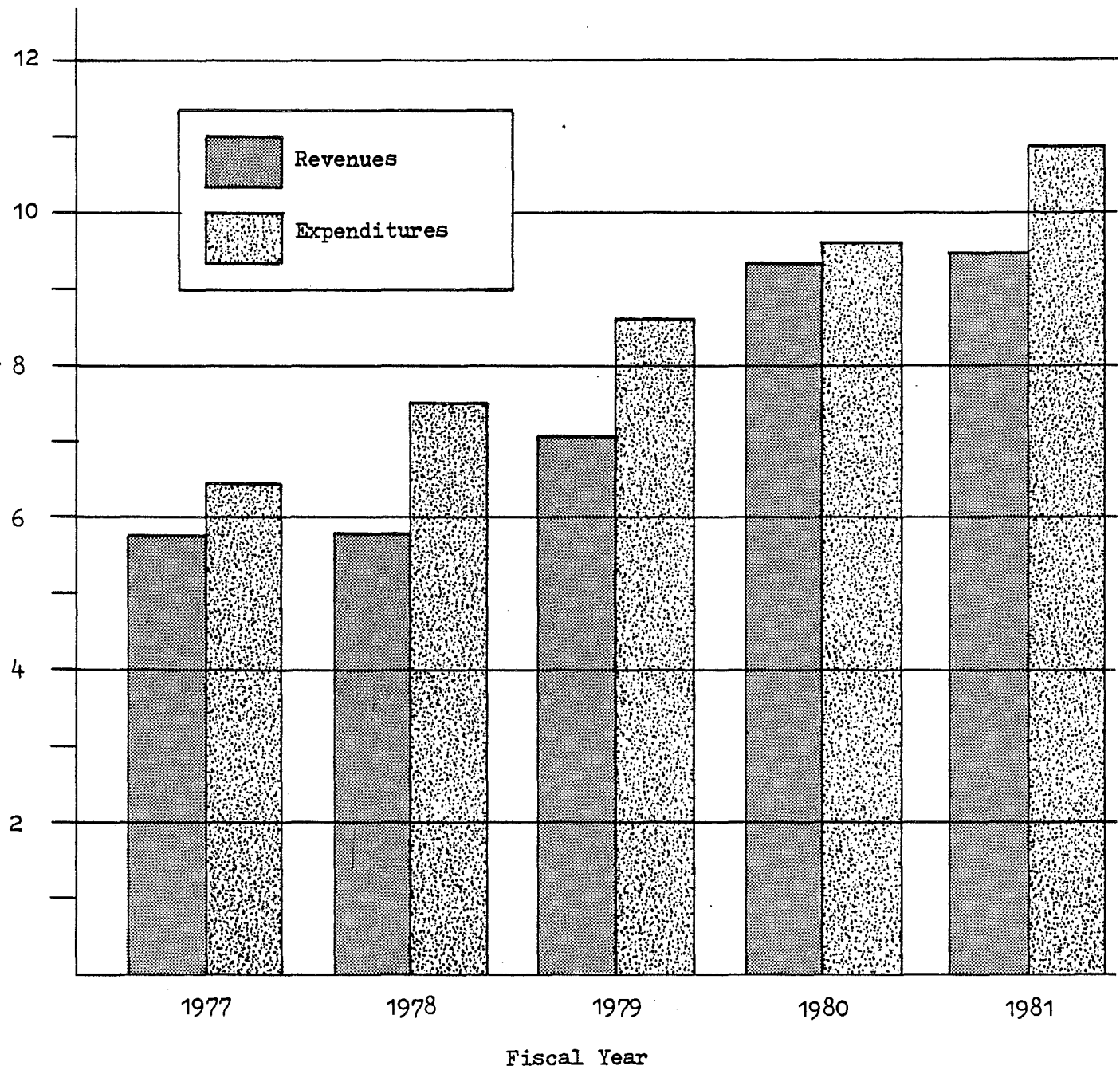
<u>Subdivision</u>	<u>FY 1980</u>	<u>FY 1981</u>	<u>% Change</u>
Judicial Council	\$ 6,822	\$ 5,245	(23.1)
Supreme Judicial Court	944,462	1,077,404	14.1
Superior Court	4,069,496	4,500,853	10.6
District Court	4,109,617	4,700,170	14.4
Administrative Court	141,501	141,533	---
Administrative Office	282,082	392,249	39.1
Special Projects	100,598	372,836	270.6
Total	<u>\$ 9,654,578</u>	<u>\$11,190,290</u>	15.9

# FISCAL CHART A

## Cost of Operating the Courts

### Revenues Compared with Expenditures

Dollars  
(Millions)



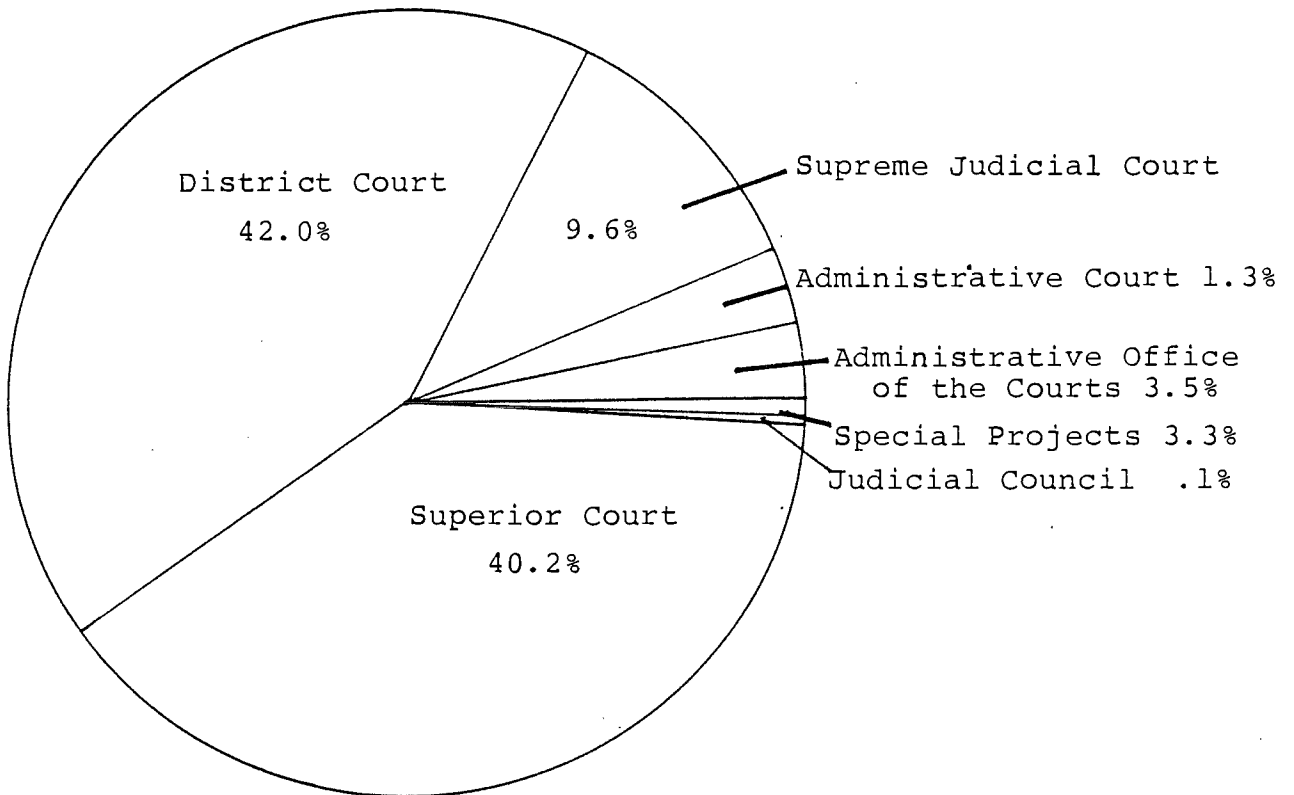
\* NOTES: The data presented above is for the fiscal year ended June 30th of the year indicated.  
 Revenue amounts represent gross revenue, prior to the dedication to other State agencies.  
 The above revenue and expenditure amounts identify only State funds.

As in prior years, statutory payments to County Law Libraries have been included within the Superior Court expenditures.

Special Projects which were administered during the fiscal year were as follows:

Administrative Office Support	\$63,739
Court Mediation	19,612
Juror Utilization and Management	24,288
Law Court Jurisdiction Study	31
Law Library Study	12,133
Committee on Judicial Responsibility & Disability	15,821
Forms Committee	504
Probate Rules Committee	10,984
District Court Planning and Advisory Committee	128
Upgrade Law Libraries	166
Judicial Orientation	10,553
Restitution Alternative	<u>214,877</u>
 Total	 <u>\$372,836</u>

CHART B JUDICIAL DEPARTMENT EXPENDITURES BY SUBDIVISION



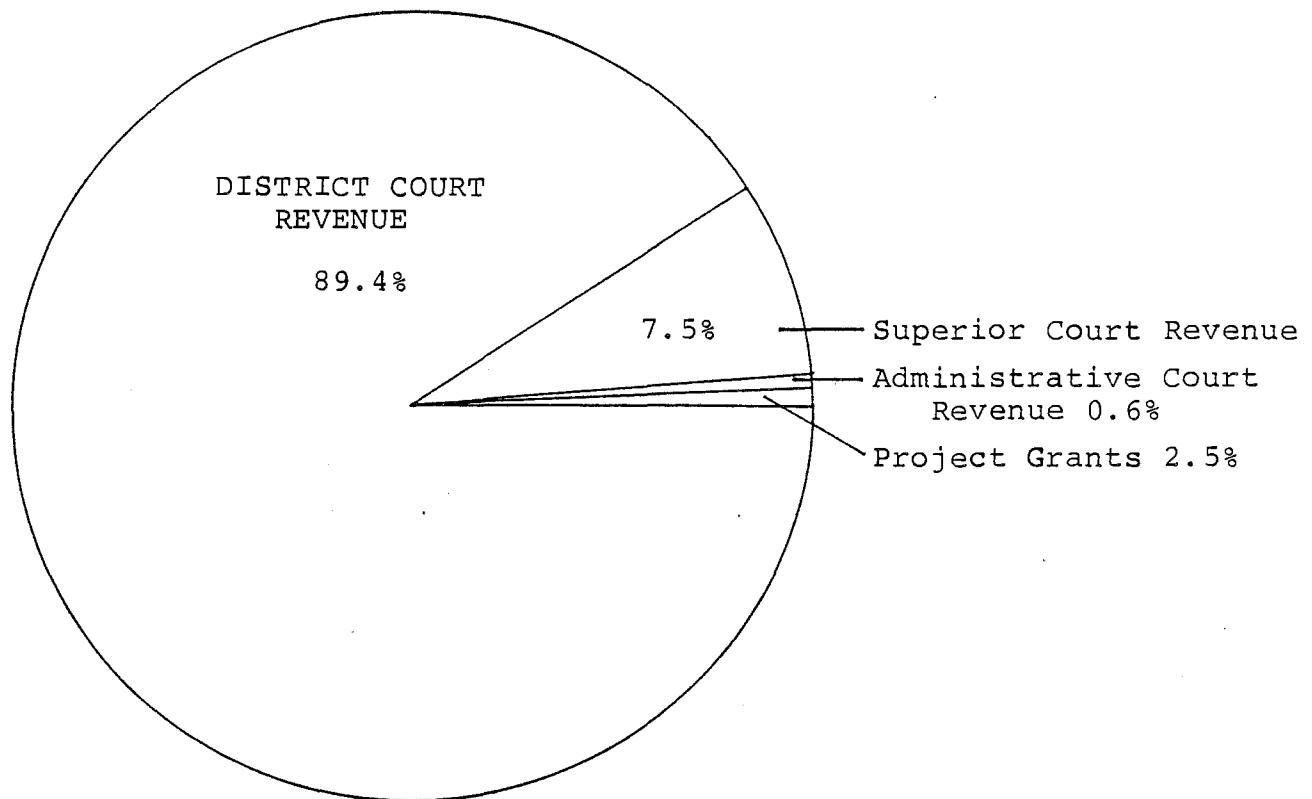
Revenue

Judicial Department gross revenue for FY 1981 totaled \$9,449,479. Fiscal Chart D identifies a source breakdown of that revenue for FY 1980 and FY 1981 and the percent change.

All funds collected by the Judicial Department, except project grants, go into the State General Fund. A relatively small proportion of these funds consisting of fines for several specific violations of law which are dedicated to specific purposes are transferred from the General Fund to the appropriate operating accounts on a monthly basis. A list of such dedicated fines for FY 1981 is also shown in Fiscal Chart D.

Monies received for grant projects are also dedicated in the sense that the funds provided are "dedicated" to a specific project and cannot be allocated for any other purpose. Monies received in FY 1981 for grant projects totaled \$212,000.

CHART C  
JUDICIAL DEPARTMENT REVENUES  
BY SOURCE



FISCAL CHART D

Comparative Revenue Summary  
For Fiscal Years Ended June 30,

<u>Revenue</u>	<u>1980</u>	<u>1981</u>	<u>% Chg.</u>
Superior Court	\$ 593,528	\$ 726,558	22.4
District Court	8,552,812	8,641,521	1.0
Administrative Court	41,545	52,130	25.5
Miscellaneous	<u>24,468</u>	<u>29,270</u>	19.6
	\$9,212,353	\$9,449,479	2.6
 Less: Dedicated Revenue			
Dept. of Transportation	\$277,184	\$349,283	
Dept. of Inland Fisheries & Wildlife	265,369	253,349	
Public Utilities Commission	80,068	102,220	
Municipalities	33,347	28,055	
Dept. of Agriculture	11,050	4,535	
Dept. of Conservation	5,345	4,260	
Miscellaneous Agencies	<u>3,885</u>	<u>335</u>	
 Total Dedicated Revenue	 <u>(676,248)</u>	 <u>(742,037)</u>	 9.7
 Net General Fund Revenue	 <u>\$8,536,105</u>	 <u>\$8,707,442</u>	 2.0
 <u>Revenue for Special Projects</u>			
Special Project Grants	<u>\$ 72,138</u>	<u>\$ 212,000</u>	

Note: This information is prepared on a cash basis and does not take into consideration any accruals.

## Facilities

Following the defeat in November, 1980 of a referendum proposal for a \$4 million bond issue to meet critical court facility needs at five locations (Portland, Auburn, Augusta, Skowhegan, and Millinocket), no formal submission of capital improvement needs was submitted to the 110th Legislature.

During 1981, the need for an improved district court facility in Brunswick was emphasized by the urging of the Brunswick Town Council that the District Court in its municipal building be relocated elsewhere. The Brunswick District Court case filings increased at a more rapid rate (82.5%) than anywhere else in the State over the seven year period 1975 - 1981, well over the statewide growth rate of 31.1 percent for the same period. The workload has overwhelmed the single courtroom and the miniscule court clerk's office. The complete absence of any public waiting area or conference rooms forces the public to congregate in the municipal building lobby and hallways.

The Bureau of Public Improvements obtained bids from private developers to construct a court building on a site in Brunswick already owned by the State Department of Transportation. As the year ended, the bids were under evaluation as well as the method of financing.

## Personnel

Consultants were retained in late 1980 to review the Department's personnel system. They submitted their final recommendations in early March to the Supreme Judicial Court. The Court, as the departmental rule-making body for the Personnel System, implemented all the recommended changes which did not require legislative action.

A major recommendation of the study was that the Department's salary schedule be revised to reflect current market rates and to achieve parity with state employees in the Executive Branch. A suggested salary schedule accompanied the recommendation. An appropriation request was submitted to the 110th Legislature in January of 1982 to implement the proposed plan.

## Non-Judicial Training

In 1981, the Department was very active in the area of non-judicial training. The range of training provided was considerable, varying from a one-day workshop given by departmental staff to a week-long course taught by national experts.

The Department's Electronic Recording Supervisor for the District Court presented a one-day workshop on electronic recording procedures at several regional locations for all District Court recording personnel.



The annual Clerks' Conference for all Clerks of Court was held jointly this year, with clerks from the Supreme Judicial, Superior, District and Administrative Courts meeting to discuss topics of common interest. The clerks separated into their respective court groups for more specialized training. The conference lasted for one and a half days, and was very well received by all who attended.

Individual department staff training was also actively pursued. The Research and Planning Director attended one seminar on Court Information Systems and one on Jury Management. The Personnel Officer attended a seminar in Court Personnel Management. Three of the Department's Regional Court Administrators, two of the Regional Presiding Justices for the Superior Court, and the Chief Judge of the District Court attended a Trial Delay Workshop. In addition, the State Court Administrator and three Regional Court Administrators attended a workshop on Court Technology in 1980.

### Trial Court Administration

In 1977, the Chief Justice and the Chief Judge of the District Court joined the monthly meetings of the Regional Presiding Justices of the Superior Court, the State Court Administrator and the Regional Court Administrators. The monthly meetings now encompass all trial court operations and their purpose is to discuss trial court operation problems, seek internal solutions to those problems and direct implementation of the course of action determined by the group. The Administration team meets as required with the Advisory Committee on Court Administration headed by Charles H. Abbott, Esq., as well as others involved with court operations to address and resolve specific issues.

There is a Regional Court Administrator for each of the three Superior Court judicial regions, as well as one Regional Court Administrator for each of the two District Court regions. These administrators are directly responsible to their Regional Presiding Justices and Chief Judge respectively, but also work closely with the State Court Administrator on issues of statewide significance.

### Trial Court Improvements

#### One-Write Accounting System

During 1981, an ad hoc committee comprised of two regional court administrators and the fiscal director was formed to develop a simplified, uniform system of processing cash revenue receipts, cash bail receipts, and disbursements. The committee recommended the establishment of a one-write or pegboard accounting system which was initiated in the Cumberland Superior Court, York Superior Court, and Bath District Court. Successful implementation in these pilot courts has resulted in plans for statewide implementation during 1982.

## Open Shelf Lateral Filing

In an attempt to promote the space-efficient storage of Superior Court case files, open shelf lateral filing units were installed in the Cumberland, Kennebec, and York Superior Courts. Compared to traditional four-drawer filing cabinets, the open shelf-system provides nearly triple the storage capacity at approximately half the cost per filing inch. As a result, expansion of this system into other Superior Courts is being planned for 1982.

## Facilities Improvements

Superior Court improvements undertaken during 1981 included reorganization and refurbishment of the clerk's office in Cumberland, the clerk's office and justice's chambers in Hancock, the clerk's office in Kennebec, the clerk's office and justice's chambers in Penobscot, and the clerk's office in York. In addition, the LEAA-funded Juror Utilization and Management Project enabled the Franklin, Kennebec, Penobscot, Sagadahoc, Waldo, and York Superior Courts to refurbish their juror assembly and deliberation facilities.

Improvements in the District Court included expansion of the clerk's office and construction of judges' chambers and attorney conference rooms in the Biddeford District Court, relocation of the clerk's office and the judge's chambers in Caribou District Court, and relocation of the Chief Judge's chambers from Springvale to Portland. In Portland District Court, a computerized cash register and accounting system was installed, and an IBM System Six computer was installed in the Biddeford District Court to assist in indexing and calendaring functions.

## Juror Utilization and Management Project

In 1979, the State of Maine was one of several states to be awarded a grant from the Law Enforcement Assistance Administration to conduct the Juror Utilization and Management Project. This national program was designed to encourage states to review their jury operations, and to develop and implement recommendations for improvements.

During 1980 and 1981, a nationally respected court management consultant evaluated Maine's jury system and presented her findings and recommendations in a Final Report issued during the spring of 1981. Among those recommendations implemented were: purchase of answering machines to facilitate the notification of jurors as to when they will be needed, and to save the time and cost incurred with unnecessary trips to the courthouse; refurbishing and renovation of many juror waiting and deliberation rooms throughout the state; purchase of audio-visual equipment to enhance the juror orientation process; experimentation with the one-step qualification/summoning process to replace the current two-step process in

five pilot courts; and submission of legislation to allow for the list of licensed drivers and identification card holders to be used as the source list for jury selection, to replace the currently used voters registration list.

### Records Storage

During 1981, it became evident that the problem of old records storage would have to be addressed, since both Superior Courts and District Courts were suffering from increasingly limited space in which to store court records dating back to 1930. A vacant building owned by the state on the Pineland Center campus in Pownal was located and approved for such use. As a result, over 2,000 boxes of court files were prepared in 49 court locations throughout the state, and in November, these files were transferred to Pineland Center. Since these old records are occasionally needed by the courts, an orderly retrieval system has been established to accommodate these requests.

### Statistical Reporting Systems

Full documentation of the computerized statistical reporting system for Superior Court was completed during 1981 to enable review of the twelve reporting programs. Minor changes were made to several programs, and the civil caseflow time report was considerably revamped to provide more meaningful information. In addition, review of the criminal statistical reporting forms led to the development of a new form, to be implemented on January 1, 1982.

The District Court Statistical Reporting System continued to be closely monitored on a monthly basis during 1981. As a result, problems with the data collection definitions and forms were identified, and the need for a working committee to address these issues became clear. In May, Chief Judge Bernard M. Devine established a District Court Statistics Committee, chaired by Deputy Chief Judge Alan C. Pease, staffed by the Administrative Office of the Courts, and composed of clerks and regional court administrators. Careful study resulted in a revised statistical reporting form to be implemented on January 1, 1982.

## COMMITTEES

### Judicial Department Committees

There are 19 functional committees within the Judicial Department. The purpose of these committees, which include judges, lawyers, and private citizens, is to assist the Chief Justice, the Supreme Judicial Court, and the Chief Judge of the District Court in carrying out their respective responsibilities. The following is a list of the committees subdivided by appointing authority.

Chief Justice

<u>Committee</u>	<u>Chairman</u>
Committee on Continuing Judicial Education	Associate Justice Edward S. Godfrey
Committee on Court Reporters Committee on the 1982 Judicial Conference	Associate Justice David A. Nichols Justice Morton A. Brody
State Court Library Committee	Active Retired Associate Justice Thomas E. Delahanty
Superior Court Civil Forms Committee	Justice William E. McCarthy
Superior Court Criminal Forms Committee	Justice Louis Scolnik

Supreme Judicial Court

<u>Committee</u>	<u>Chairman</u>
Civil Rules Committee	George Z. Singal, Esq.
Criminal Rules Committee	Gary F. Thorne, Esq.
Advisory Committee on Probate Rules and Forms	Probate Judge Dana W. Childs
Advisory Committee on Rules of Evidence	Frank E. Hancock, Esq.
Advisory Committee on Judicial Records	Justice Herbert T. Silsby, II
Board of Overseers of the Bar Advisory Committee on Code of Professional Responsibility	Madeleine R. Freeman Duane D. Fitzgerald, Esq.
Committee on Judicial Respon- sibility and Disability	Colin C. Hampton
Advisory Committee on Court Administration	Charles H. Abbott, Esq.

Chief Judge

<u>Committee</u>	<u>Chairman</u>
District Court Policy and Advisory Committee	Judge Harriet P. Henry
District Court Civil Forms Committee	Judge L. Damon Scales, Jr.
District Court Criminal Forms Committee	Judge Alan C. Pease
District Court Statistics Committee	Judge Alan C. Pease

### Board of Overseers of the Bar

In November, 1978, the Supreme Judicial Court established the Board of Overseers of the Bar which registers all Maine attorneys, performs a disciplinary function by investigating complaints involving the Bar and making recommendations to the Supreme Judicial Court, and administers an arbitration system to resolve fee disputes.

### Committee on Judicial Responsibility and Disability

The Committee on Judicial Responsibility and Disability was established by order of the Supreme Judicial Court of Maine in July, 1978, and is authorized to receive and investigate complaints of judicial misconduct and disability.

### State Law Library Committee

In January of 1981, the Judicial Department submitted legislation to the 110th Legislature to implement the recommendations of a three year study of county law libraries conducted by an Advisory Committee on County Law Libraries appointed by Chief Justice Vincent L. McKusick and chaired by Active Retired Supreme Judicial Court Associate Justice Thomas E. Delahanty. The study recommended establishment of a four tier State system of county law libraries to be supervised by a State Court Library Committee, and the hiring of a State Court Library Supervisor to implement the policies of the Committee and have general supervision of the professional functions of all county law libraries.

The 110th Legislature passed An Act Relating to Law Libraries which contained the features recommended by the study, increased the funding of the law library system by \$50,000 from \$97,150 to \$147,500, and provided for a position of State Court Library Supervisor. The Chief Justice appointed the members of the newly constituted State Court Library Committee and designated Justice Delahanty as its Chairman. The newly constituted committee met twice in 1981 and undertook steps to implement the new legislation. It agreed upon an initial allocation to the four tier libraries, and requested information from the various county law library committees on their financial status. It also appointed committee liaisons to meet with and become more familiar with the situation in each county law library location.

### Court Forms Committee

Court Forms Committees for the Superior Court and District Court are appointed by the Chief Justice and the Chief Judge respectively, and are responsible for reviewing and revising court forms. Judges, regional court administrators, and clerks serve on these committees and spend considerable time researching, consolidating old forms, and drafting new forms. Their recommendations are reviewed by the Regional Presiding Justices (Superior Court

forms) and the Chief Judge of the District Court (District Court forms), as well as other interested judges and clerks.

During the past year, the Superior Court Civil Forms Committee revised two civil forms and is considering revision of three additional forms. Eleven URESA forms were issued during 1981. The Superior Court Criminal Forms Committee revised thirteen forms, while two remain pending.

The District Court Civil Forms Committee has been considering 33 civil forms which had been transferred from the Civil Rules Committee. In addition, three revised civil forms were issued, and four new small claims forms were prepared for issuance. The District Court Criminal Forms Committee revised one criminal form, has two forms pending, and began review of the criminal docket sheet.

#### MAINE JUDICIAL CONFERENCE

On October 26-27, the Fourth Maine Judicial Conference was held in Rockland, Maine. Pursuant to 4 M.R.S.A. § 471, the conference is attended by all Maine judges and justices, "who shall advise and consult with the Supreme Judicial Court and the Chief Justice on matters affecting the administration of the Judicial Department...".

A seminar on new state laws for Operating Under the Influence was presented on the opening day of the conference. The course content was developed to cover both national and state issues. Governor Joseph E. Brennan addressed Maine's judiciary as a guest speaker at lunch, and Justice Jacob E. Fuchsberg, Justice, New York State Court of Appeals gave the after-dinner address.

On the following day, the topics covered were all administrative in nature; the first part of the morning was devoted to a series of presentations on employee benefits for members of the judiciary, and during the latter part of the morning the judges and justices heard Chief Justice Albert W. Barney of the Vermont Supreme Court speak on the topic of the judges' relationship to court administration.

After a luncheon with Maine's Chief Medical Examiner Henry R. Ryan as guest speaker, the rest of the day was spent with the members of each court meeting to discuss various internal matters.

#### JUDICIAL EDUCATION

During 1981, all new appointees to the Judiciary were provided with the opportunity to attend judicial training courses.

Two new members of the Superior Court attended basic judicial training courses for trial court judges; two new members of the District Court attended courses with one relating to juvenile and

family law, and the other covering a more comprehensive introductory format for judges of limited jurisdiction; and a new Supreme Judicial Court Justice attended an Appellate Judges' Seminar. A Superior Court Justice took part in a Seminar on Jury Court Trial Techniques and Problems at Harvard University. Three members of the District Court bench and one Superior Court Justice attended, respectively, The National Conference of Special Court Judges, and the National Conference of State Trial Judges. Two of the Regional Presiding Justices of the Superior Court attended a workshop on Managing Court Delay in the summer of 1981.

APPENDIX I

LAW COURT

CASELOAD STATISTICS





## LAW COURT CASELOAD STATISTICS

### INTRODUCTION

During 1981, a scheduling card system was instituted in the Law Court clerk's office in order to improve caseload management, and a computerized statistical reporting system was developed for the generation of quarterly and annual statistical reports. As a result, the statistics presented in this Annual Report are more detailed than those which appeared in previous Reports. It should be noted, however, that a change in the docket numbering system has made it impractical to tabulate filings by county.

#### Table LC-1:

This table presents Law Court caseload information for 1981 and indicates total filings, dispositions, and pending caseload. The categories of Interlocutory Appeals (usually appeals by the State pursuant to 15 M.R.S.A. § 2115-A) and Reports (pursuant to M.R.Civ.P. 72 and, less often, M.R.Crim.P. 37A) are of interest insofar as they show the frequency of the invocation of Law Court jurisdiction by procedural avenues other than appeal. Once in the Law Court, these cases are handled much the same as ordinary appeals. The "cases pending as of 12/31/81" category includes four sub-categories: (1) cases not yet at issue (awaiting completion of the record on appeal or completion of briefing); (2) cases at issue awaiting oral argument (cases fully briefed as of 12/31/81 to be argued at the January and March 1982 terms); (3) cases orally argued awaiting opinion (cases argued during 1981 for which the Court's opinion has not yet been written and published); and (4) cases remanded to Superior Court prior to oral argument for correction of procedural defects.

#### Table LC-2:

This table details the type and outcome of Law Court dispositions during 1981. Several categories require some explanation: "Other Administrative Proceedings" are cases seeking review of action (or refusal to act) by agencies of the Executive Department governed by the Maine Administrative Procedure Act or by agencies of local government such as Planning Boards. These are municipal cases brought pursuant to Rule 80B, M.R.Civ.P. "Discretionary Appeals" are requests for certificates of probable cause in post-conviction review (15 M.R.S.A. § 2131) and review of extradition (15 M.R.S.A. § 210-A) cases. "Change in Results" means a reversal, vacation, or substantive modification of the trial court's judgment.

#### Table LC-3:

This table provides time-sequence data for those cases disposed of by written opinion. Since most non-opinion disposition cases do not complete all of the steps of an opinion disposition, the inclusion of these cases in this table would skew the results, particularly in the early stages. The four stages correspond to (a) work done primarily by trial court clerks and stenographers;

(b) work done by the parties' attorneys; (c) pre-argument research by law clerks and scheduling lag; and (d) the actual decision of the case and preparation of the opinion. The fifth stage traces the case through the entire Law Court process, from notice of appeal to final disposition.

Table LC-4:

This table compares filings, dispositions, and pending cases since 1976 and indicates the degree to which dispositions have risen to meet the demand of incoming filings. As a result, although filings increased by 1.6% from 1980 to 1981, the number of cases pending at the end of 1981 had actually decreased by 7.7%. This table also itemizes the number of cases argued and awaiting opinion at the end of each of the six years.

Graph LC-5:

This graph demonstrates the relationship between Law Court filings, dispositions, and pending cases from 1976 to 1981.

Graph LC-6:

This graph displays the number of civil and criminal written opinions during the 1976 to 1981 period.

Table LC-7:

This table presents the Appellate Division's caseload statistics for 1981, and itemizes filings, dispositions, and pending caseload.

LAW COURT  
TOTAL CASELOAD  
1981

	<u>Cases Pending 1-1-81</u>	<u>New Appeals</u>	<u>Interlocutory Appeals</u>	<u>Reports</u>	<u>Total Caseload</u>	<u>Dispositions</u>	<u>Cases Pending 12-31-81(a)</u>
Civil	288	382	-	2	672	402	270
Criminal	77	128	8	1	214	147	67
-TOTAL-	365	510	8	3	886	549	337

(a) Includes cases: Not yet at issue 177  
 At issue awaiting oral argument 81  
 Orally argued awaiting opinion 44  
 Cases remanded to Superior Court  
 prior to oral argument for  
 correction of procedural  
 defects 35

LAW COURT  
DISPOSITIONS  
1981

	CHANGE IN RESULTS	NO CHANGE	TOTAL	% OF TOTAL DISPOSITION
CRIMINAL				
SIGNED OPINION	34	69	103	
PER CURIAM		2	2	
MEMORANDUM	1	8	9	
TOTAL WRITTEN OPINIONS	35	79	114	
NO OPINION		33	33	
TOTAL DISPOSITIONS	35	112	147	26.8%
PUBLIC UTILITIES COMMISSION				
SIGNED OPINION	3	1	4	
PER CURIAM				
MEMORANDUM				
TOTAL WRITTEN OPINIONS	3	1	4	
NO OPINION		5	5	
TOTAL DISPOSITIONS	3	6	9	1.6%
WORKERS COMPENSATION				
SIGNED OPINION	16	27	43	
PER CURIAM				
MEMORANDUM		10	10	
TOTAL WRITTEN OPINIONS	16	37	53	
NO OPINION	1	35	36	
TOTAL DISPOSITIONS	17	72	89	16.2%
OTHER ADMINISTRATIVE PROCEEDGS				
SIGNED OPINION	21	23	44	
PER CURIAM	1	3	4	
MEMORANDUM		1	1	
TOTAL WRITTEN OPINIONS	22	27	49	
NO OPINION	3	6	9	
TOTAL DISPOSITIONS	25	33	58	10.6%
ALL OTHER CIVIL				
SIGNED OPINION	55	60	115	
PER CURIAM	1	4	5	
MEMORANDUM		6	6	
TOTAL WRITTEN OPINIONS	56	70	126	
NO OPINION		108	108	
TOTAL DISPOSITIONS	56	178	234	42.6%
DISCRETIONARY APPEAL				
SIGNED OPINION	3	3	6	
PER CURIAM				
MEMORANDUM				
TOTAL WRITTEN OPINIONS	3	3	6	
NO OPINION		6	6	
TOTAL DISPOSITIONS	3	9	12	2.2%
TOTAL				
SIGNED OPINION	132	183	315	
PER CURIAM	2	9	11	
MEMORANDUM	1	25	26	
TOTAL WRITTEN OPINIONS	135	217	352	
NO OPINION	4	193	197	
TOTAL DISPOSITIONS	139	410	549	100.0%

## CASELOAD TIME MEASUREMENT REPORT

1981

***** OPINION		0- 25 DAYS	26- 50 DAYS	51- 75 DAYS	76- 100 DAYS	100- UP DAYS	TOTAL CASES	AVERAGE NO OF DAYS
		<u>NUMBER OF CASES</u>						
(a)	NOTICE OF APPEAL TO COMPLETION OF RECORD							
	CRIMINAL	5	51	25	14	19	114	76.8
	PUBLIC UTILITIES COMMISSION	2	2				4	23.3
	WORKERS COMPENSATION	9	24	11	2	7	53	61.4
	OTHER ADMINISTRATIVE PROCEEDGS	8	23	8	4	6	49	62.7
	ALL OTHER CIVIL	17	45	17	16	30	125	100.0
	DISCRETIONARY APPEAL	1	2		1	2	6	99.7
	TOTAL	42	147	61	37	64	351	80.5
(b)	COMPLETION OF RECORD TO COMPLETION OF BRIEFING							
	CRIMINAL	1	4	38	43	28	114	89.9
	PUBLIC UTILITIES COMMISSION	1		1	2		4	60.8
	WORKERS COMPENSATION	2	1	25	15	10	53	80.5
	OTHER ADMINISTRATIVE PROCEEDGS	6		21	14	8	49	68.7
	ALL OTHER CIVIL	7	6	49	34	29	125	81.5
	DISCRETIONARY APPEAL			1	2	3	6	106.8
	TOTAL	17	11	135	110	78	351	82.5
(c)	COMPLETION OF BRIEFING TO ORAL ARGUMENT							
	CRIMINAL	12	52	28	20	2	114	52.4
	PUBLIC UTILITIES COMMISSION		1	2	1		4	57.0
	WORKERS COMPENSATION		17	13	13	10	53	72.5
	OTHER ADMINISTRATIVE PROCEEDGS		16	15	12	6	49	69.7
	ALL OTHER CIVIL	2	40	31	33	19	125	70.6
	DISCRETIONARY APPEAL	1	3	1		1	6	55.3
	TOTAL	15	129	90	79	38	351	64.4
(d)	ORAL ARGUMENT TO DISPOSITION							
	CRIMINAL	11	23	12	20	48	114	106.4
	PUBLIC UTILITIES COMMISSION		1	1	1	1	4	132.8
	WORKERS COMPENSATION	13	11	6	7	16	53	84.0
	OTHER ADMINISTRATIVE PROCEEDGS	4	11	4	7	23	49	121.1
	ALL OTHER CIVIL	14	20	18	19	54	125	120.6
	DISCRETIONARY APPEAL		1			5	6	122.7
	TOTAL	42	67	41	54	147	351	110.7
(e)	NOTICE OF APPEAL TO DISPOSITION							
	CRIMINAL					114	114	325.5
	PUBLIC UTILITIES COMMISSION				1	3	4	273.8
	WORKERS COMPENSATION					53	53	298.4
	OTHER ADMINISTRATIVE PROCEEDGS					49	49	322.1
	ALL OTHER CIVIL			1		125	126	370.6
	DISCRETIONARY APPEAL					6	6	384.5
	TOTAL			1	1	350	352	337.5

Table LC-4

LAW COURT  
CASELOAD

1976 - 1981

	<u>1976</u>	<u>1977</u>	<u>1978</u>	<u>1979</u>	<u>1980</u>	<u>1981</u>	<u>% chg 76-81</u>	<u>% chg 78-81</u>	<u>% chg 80-81</u>
<b>CIVIL</b>									
Beginning Pending	119	143	205	187	180	288	142.0	40.5	60.0
Filings (a)	145	174	240	238	382 (b)	384	164.8	60.0	0.5
Dispositions	121	112	258	245	274	402	232.2	55.8	46.7
End Pending	143	205	187	180	288	270	88.8	44.4	-6.3
<b>CRIMINAL</b>									
Beginning Pending	127	136	164	70	56	77	-39.4	-53.0	37.5
Filings (a)	124	152	125	118	131	137	10.5	9.6	4.6
Dispositions	115	124	219	132	110	147	27.8	-32.9	33.6
End Pending	136	164	70	56	77	67	-50.7	-4.3	-13.0
<b>TOTAL</b>									
Beginning Pending	246	279	369	257	236	365	48.4	-1.1	54.7
Filings (a)	269	326	365	356	513	521	93.7	42.7	1.6
Dispositions	236	236	477	377	384	549	132.6	15.1	43.0
End Pending	279	369	257	236	365	337	20.8	31.1	-7.7
Cases Argued Awaiting Opinion at End of Year	119	173	65	42	82	44	-63.0	-32.3	-46.3

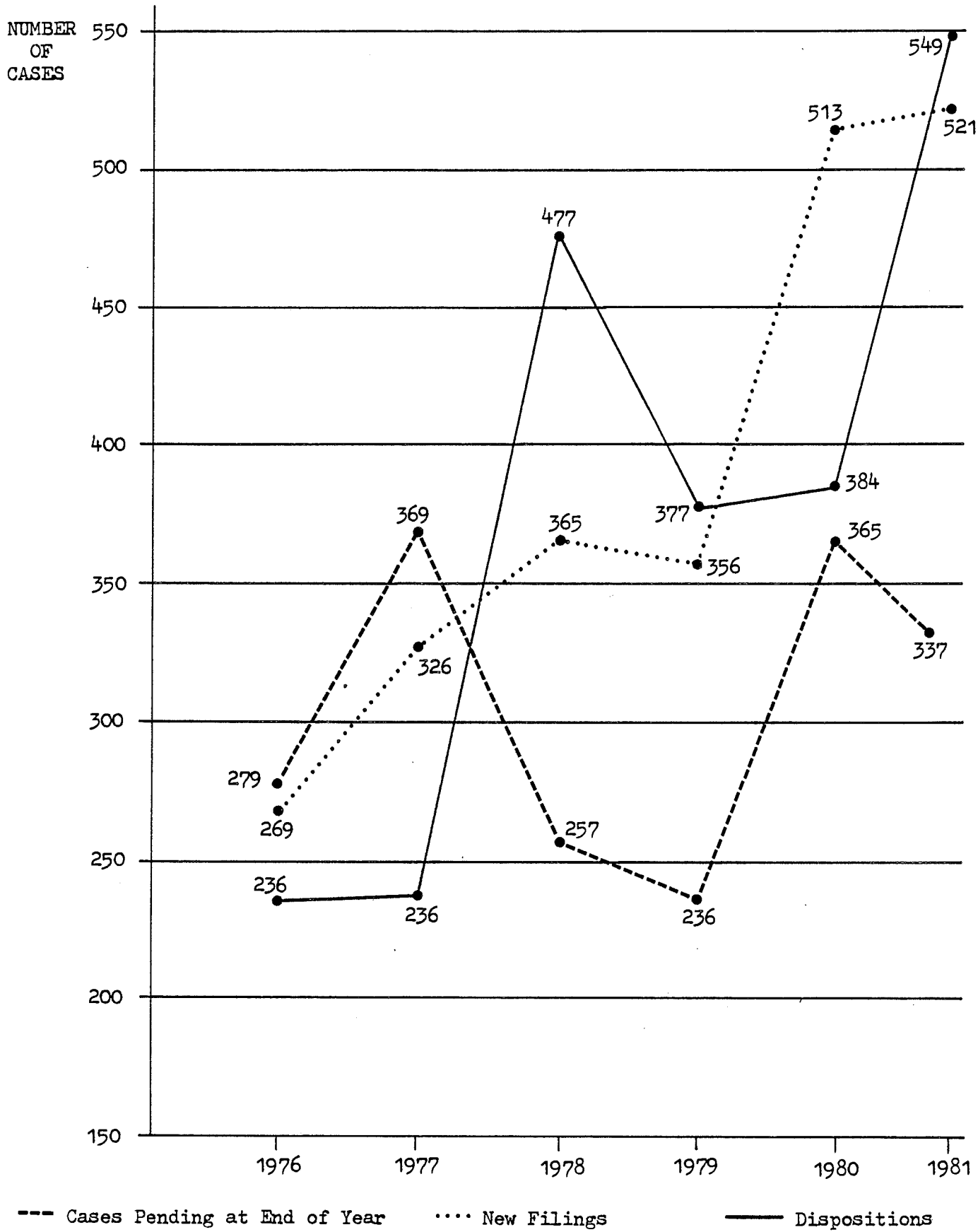
(a) Includes new appeals, interlocutory appeals, and reports.

(b) As of September 1, 1980, M.R.Civ.P. 73(f) was amended to provide for docketing of civil appeals in the Law Court promptly upon the filing of the notice of appeal in the Superior Court. Under the amended rule, a total of 61 civil appeals were docketed in 1980 which would not have been docketed in that year under the former rule.

# LAW COURT

Graph LC-5

## Total Caseload Summary: 1976-1981

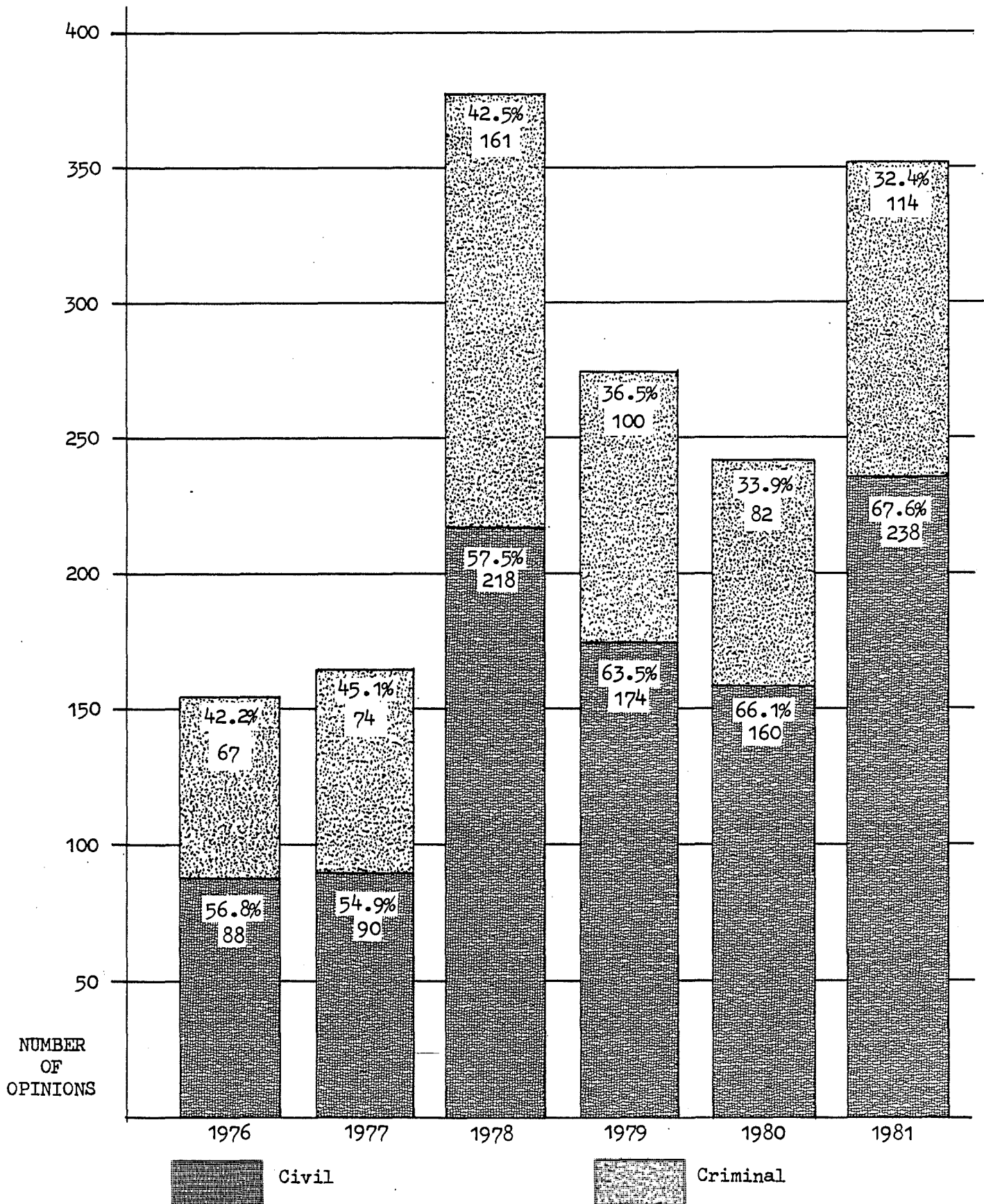




# LAW COURT

Written Opinions: 1976-1981

Graph LC-6



APPELLATE DIVISION

CASELOAD

1981

<u>Cases Pending 1-1-81</u>	<u>Cases Filed</u>	<u>Total Caseload</u>	<u>Cases Disposed(a)</u>	<u>Cases Pending 12-31-81(b)</u>	<u>Hearings Held</u>	<u>Written Opinions</u>
42	54	96	58	38	2	3

(a) Dispositions include: Cases withdrawn 1  
 Cases dismissed for lack of jurisdiction 7  
 Judgment vacated by Law Court or post-conviction 3  
 Sentences reduced 1  
 Appeals denied 46

(b) Cases Pending include: Cases in circulation 4  
 Law Court appeals pending 13  
 Investigation or hearing 7  
 Awaiting record 14



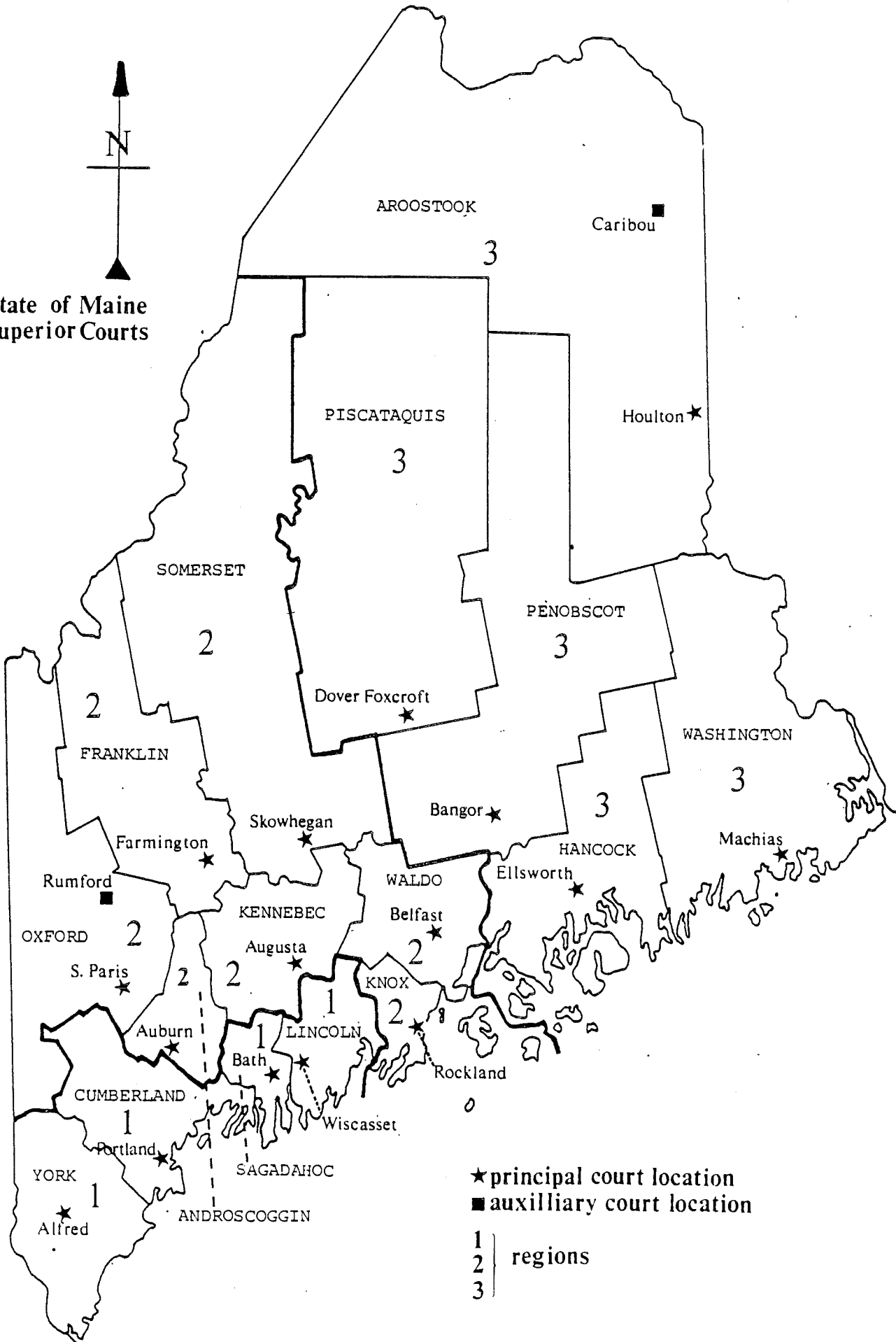
A P P E N D I X I I

S U P E R I O R C O U R T

C A S E L O A D S T A T I S T I C S



State of Maine  
Superior Courts



★ principal court location  
 ■ auxiliary court location

1 | regions  
 2 |  
 3 |

## SUPERIOR COURT CASELOAD STATISTICS

### Introduction

The Superior Court Statistical Reporting System was established in 1977, and is based upon statistical submissions prepared manually by Superior Court clerks, which are subsequently keypunched for computerized editing and updating on a monthly basis. Quarterly reports generated through twelve reporting programs provide caseload information for management purposes throughout the year and serve as the source of the data presented in this Annual Report. Definitions of types of cases and dispositions for civil and criminal cases appear on pages 80 and 140 respectively.

In order to determine trends over a period of time, many tables in this 1981 report include information for the years 1977, 1978, 1979, and 1980. As a result of periodic auditing, however, some of these figures may not match those which appeared in previous Annual Report publications, although the variations in most instances are minimal. All figures are presented by calendar year.

### TOTAL CASELOAD

#### Table SC-1: Caseload and Population

This table compares changes in total caseload during the past five years with actual population fluctuations during a ten-year period. Analysis of the table reveals that those areas of the state experiencing the largest population growth (Lincoln, Sagadahoc, and York) have all experienced significant increases in caseload, and Franklin has seen a rise in caseload during the five year period which far surpasses population growth during twice that time. Conversely, Hancock experienced a significant drop in caseload, while population rose by over 20%.

Criminal cases statewide have increased at a more rapid rate than have civil cases, although only a few courts are primarily responsible for this overall increase. Cumberland filed 691 more criminal cases in 1981 than in 1977, while York and Somerset added 618 and 421 to their caseloads respectively. It should be noted that the 9% increase in civil caseload is almost totally due to the burgeoning URESA caseload. (See Graph SC-16, page 75).

Table SC-2: Civil and Criminal Caseload Summary

This table demonstrates the considerable statewide variation as to the caseload composition in the Superior Court. While criminal cases are now responsible for slightly over half of the total caseload statewide, this varies from less than 40% in Androscoggin to a high of 72.6% in Somerset, the latter being primarily attributable to the high rate of transfers from District Court (See Table SC-28, page 103).

Table SC-3: Civil and Criminal Jury Trial Summary

This table displays civil and criminal jury trials for the past five years, and indicates that there are an average of 167 civil jury trials per year, while jury trials in criminal cases averaged 493 per year.



SUPERIOR COURT  
CASELOAD AND POPULATION

REGION I	CIVIL FILINGS (a)			CRIMINAL FILINGS (b)			TOTAL FILINGS			TOTAL POPULATION (c)		
	1977	1981	% Chg.	1977	1981	% Chg.	1977	1981	% Chg.	1970	1980	% Chg.
CUMBERLAND	1533	1874	22.2	1368	2059	50.5	2901	3933	35.6	192,528	215,789	12.1
LINCOLN	194	163	-16.0	169	284	68.0	363	447	23.1	20,537	25,691	25.1
SAGADAHOC	169	192	13.6	184	258	40.2	353	450	27.5	23,452	28,795	22.8
YORK	798	1055	32.2	643	1261	96.1	1441	2316	60.7	111,576	139,666	25.2
REGION II												
ANDROSCOGGIN	692	745	7.7	465	488	4.9	1157	1233	6.6	91,279	99,657	9.2
FRANKLIN	148	210	41.9	212	439	107.1	360	649	80.3	22,444	27,098	20.7
KENNEBEC	910	781	-14.2	742	730	-1.6	1652	1511	-8.5	95,306	109,889	15.3
KNOX	227	251	10.6	276	371	34.4	503	622	23.7	29,013	32,941	13.5
OXFORD	245	274	11.8	328	312	-4.9	573	586	2.3	43,457	48,968	12.7
SOMERSET	374	384	2.7	594	1015	70.9	968	1399	44.5	40,597	45,028	10.9
WALDO	163	168	3.1	239	219	-8.4	402	387	-3.7	23,328	28,414	21.8
REGION III												
AROOSTOOK	484	455	-6.0	1054	788	-25.2	1538	1243	-19.2	94,078	91,331	-2.9
HANCOCK	329	273	-17.0	489	224	-54.2	818	497	-39.2	34,590	41,781	20.8
PENOBSCOT	855	924	8.1	866	707	-18.4	1721	1631	-5.2	125,393	137,015	9.3
PISCATAQUIS	72	82	13.9	129	112	-13.2	201	194	-3.5	16,285	17,634	8.3
WASHINGTON	190	241	26.8	227	275	21.1	417	516	23.7	29,859	34,963	17.1
-STATE TOTAL-	7383	8072	9.3	7985	9542	19.5	15,368	17,614	14.6	993,722	1,124,660	13.2

(a) Includes refileings; includes URESA cases

(b) Includes refileings; counted by defendant

(c) As of April 1980; U. S. Bureau of the Census

SUPERIOR COURT  
CIVIL AND CRIMINAL CASELOAD SUMMARY\*  
1977 - 1981

	C i v i l		C r i m i n a l	
	Percent of Total Caseload		Percent of Total Caseload	
	<u>1977</u>	<u>1981</u>	<u>1977</u>	<u>1981</u>
REGION I				
Cumberland	52.8	47.6	47.2	52.4
Lincoln	53.4	36.5	46.6	63.5
Sagadahoc	47.9	42.7	52.1	57.3
York	55.4	45.6	44.6	54.4
REGION II				
Androscoggin	59.8	60.4	40.2	39.6
Franklin	41.1	32.4	58.9	67.6
Kennebec	55.1	51.7	44.9	48.3
Knox	45.1	40.4	54.9	59.6
Oxford	42.8	46.8	57.2	53.2
Somerset	38.6	27.4	61.4	72.6
Waldo	40.5	43.4	59.5	56.6
REGION III				
Aroostook	31.5	36.6	68.5	63.4
Hancock	40.2	54.9	59.8	45.1
Penobscot	49.7	56.7	50.3	43.3
Piscataquis	35.8	42.3	64.2	57.7
Washington	45.6	46.7	54.4	53.3
-STATE TOTAL-	48.0	45.8	52.0	54.2

\*.Includes refilings  
. Civil includes URESA cases  
. Criminal counted by defendant

SUPERIOR COURT  
CIVIL AND CRIMINAL JURY TRIAL SUMMARY  
1977 - 1981

REGION I	CIVIL JURY TRIALS					CRIMINAL JURY TRIALS					TOTAL JURY TRIALS				
	1977	1978	1979	1980	1981	1977	1978	1979	1980	1981	1977	1978	1979	1980	1981
Cumberland	48	34	46	34	37	74	84	81	52	53	122	118	127	86	90
Lincoln	8	11	6	4	4	19	34	19	13	17	27	45	25	17	21
Sagadahoc	6	4	3	8	6	13	15	14	22	11	19	19	17	30	17
York	17	41	29	21	26	39	50	42	52	46	56	91	71	73	72
REGION II															
Androscoggin	21	11	7	11	16	40	26	28	55	36	61	37	35	66	52
Franklin	1	3	2	2	8	26	22	27	21	21	27	25	29	23	29
Kennebec	18	14	7	15	16	52	71	35	56	61	70	85	42	71	77
Knox	7	4	8	8	8	28	17	25	15	13	35	21	33	23	21
Oxford	3	2	3	4	1	25	15	21	19	21	28	17	24	23	22
Somerset	3	8	9	10	8	26	21	41	39	35	29	29	50	49	43
Waldo	2	5	6	3	5	31	23	17	18	12	33	28	23	21	17
REGION III															
Aroostook	2	9	8	11	6	34	23	23	24	32	36	32	31	35	38
Hancock	6	5	7	6	6	20	23	21	18	17	26	28	28	24	23
Penobscot	30	11	6	16	19	64	69	62	57	64	94	80	68	73	83
Piscataquis	4	1	-	-	-	6	10	3	10	4	10	11	3	10	4
Washington	5	6	3	9	8	12	18	13	25	25	17	24	16	34	33
-STATE TOTAL-	181	169	150	162	174	509	521	472	496	468	690	690	622	658	642

SUPERIOR COURT

CIVIL

CASELOAD STATISTICS



## CIVIL CASELOAD

### Introduction

Uniform Reciprocal Enforcement of Support Act (URESAs) cases are unique Superior Court proceedings, in that they require much continual clerical processing and very little judge time, and their sheer volume tends to skew any analysis of basic civil workload. As a result, most civil caseload tables appearing in this section do not include URESA cases, although separate tables for these cases are presented beginning on page 75.

It also should be noted that all figures reflecting filings also include refilings, which are cases which were previously disposed, but have returned to the Superior Court for substantial further action. The specific circumstances under which an action is considered a refiling appear on page 80. Refilings constitute approximately 1% of total filings and refilings.

### Table SC-4: Civil Caseload Analysis

This table traces Superior Court civil caseload since 1979, and pictures the effect of filings/dispositions ratios upon pending caseloads. Courts can effectively address "backlog" only when dispositions repeatedly exceed incoming filings; six courts accomplished this during each year, but none were able to do so for all three years. Nonetheless, by the end of 1981, the pending caseloads in Sagadahoc, Kennebec, Oxford, Waldo, Piscataquis, and Washington were lower than at the beginning of 1979. Statewide, however, there was an increase of 1064 pending cases during this period, 409 of which were attributable to Cumberland alone.

### Table SC-5: Civil Filings Summary

This table presents civil filings from 1977 to 1981, and indicates the remarkable stability of these cases during this five-year period, in that filings have varied by no more than 151 cases during any year period. However, there are marked differences

between courts, ranging from increases in Franklin and York of 38.5% and 29.2% respectively, to major decreases in Kennebec, Waldo, Hancock, and Piscataquis. In terms of volume, Kennebec recorded 179 less civil filings in 1981 than in 1977, while Cumberland and York each averaged about 200 additional cases during the same period.

Table SC-6: Civil Dispositions Summary

Civil dispositions are presented in this table, indicating that the number of dispositions has increased since 1977 in all but four courts. York experienced the greatest increase in dispositions in the five years since 1977, although the rate of increase has diminished considerably in recent years, while Franklin, Knox, and Washington have been able to maintain fairly consistent disposition increases.

Graph SC-7: Civil Filings and Dispositions

This is a graphic portrayal of the relationship between filings and dispositions, and demonstrates the degree to which dispositions have increasingly been able to "catch up" with incoming filings.

Table SC-8: Civil Pending Caseload Summary

This table exemplifies the positive results which are realized when dispositions gradually begin to meet the demand of new case filings. In virtually all courts, the rate of increase for pending caseload has diminished significantly during the last few years, and in five courts, pending caseload which rose since 1977 actually decreased during the last two years. Statewide, civil pending caseload rose by only an average of 3% since 1979.

However, when reviewed in terms of "shortfall" (the actual numerical difference between filings and dispositions), it is evident that only a few courts are primarily responsible for the statewide increases. For instance, by the end of 1981, there were 268 more civil cases pending than at the end of the previous year, but shortfalls in Cumberland and York alone totalled 282 cases.

Graph SC-9: Civil Pending Caseload

This graph illustrates the rise in pending caseload since 1977, indicating the 541 case increase from 1977 to 1978, compared to the increase in pending caseload of 268 cases from 1980 to 1981.

Table SC-10: Percentage of Civil Filings by Type of Case

This table summarizes civil filings by type of case, and indicates fairly stable proportions throughout the five year period, with the exception of "URESAs" and "Other" types of cases.

Table SC-11: Civil Filings and Dispositions by Type of Case

This table provides specific detail for each court's filings and dispositions by type of case from 1977 through 1981. (Case type definitions appear on page 80.)

Table SC-12: Civil Dispositions by Type of Disposition

This table details the types of dispositions for each court during the last three years. (Disposition definitions appear on page 81.) Nearly 50% of all civil cases are dismissed either upon agreement of the parties or by the court after two years of case inactivity (Rule 41(a) and Rule 41(b) respectively). Final orders, the next largest category of dispositions, primarily reflect URESA dispositions.

Table SC-13: Civil Trial Summary

This table presents civil jury and jury waived trials during the past two years and compares them to total dispositions. In 1981, there were 174 civil jury trials, consuming a total of 401 trial days; while 2.9% of all civil cases disposed during 1981 resulted in jury trials, this ranged from a low .6% in Oxford to 5.2% in Franklin.



Table SC-14: Civil Caseflow Time Summary

This table summarizes the average number of days required from filing to disposition for civil cases during the last five years. The statewide average has risen by over 100 days since 1977, although the increase in recent years has appeared to stabilize. Every Superior Court reported that the average civil disposition required in excess of one year, ranging from 398 days in Somerset to over 600 days in Franklin and Knox. When reviewing this table for individual courts, Table SC-15 should also be consulted, since smaller courts may have had few cases from which to calculate an average.

Table SC-15: Civil Caseflow Time Report

This table portrays the time required for civil cases to move through the Superior Court, and measures five key timeframes:

Filing to Pre-trial Memorandum  
Pre-trial Memorandum to Pre-trial Conference  
Pre-trial Conference to Jury Trial  
Pre-trial Conference to Jury Waived Trial  
Filing to Disposition

Although the first two timeframes generally occur prior to final disposition, it should be noted that these measures cannot be calculated until the information is entered into the computer at the time the case is actually disposed.

The first timeframe is largely a measure of the time required for attorneys to file a pre-trial memorandum after a case has been filed in the Superior Court. Over 30% of the cases required over a year from filing to pre-trial memorandum, with a statewide average of 331 days and a high of 461 days in Waldo.

The measure from pre-trial memorandum to pre-trial conference reflects the time required to reach conference after the request has been submitted; statewide, this averages 184 days, although Cumberland reports a high of 306 days to complete this phase of civil case processing.

The next two timeframes, conference to jury trial and conference to jury waived trial, are significant in that they indicate how quickly the court is able to accommodate the demand for trials. However, it should be noted that courts may employ different scheduling policies which may impact these calculations; for instance, some courts may deliberately not schedule pre-trial conferences until the court's ability to schedule a trial is imminent. Nonetheless, an average of 391 days statewide was required for a case to reach jury trial from pre-trial conference, ranging from 100 days in Oxford (which only had one case in this category) to a high of 590 days in Androscoggin. It is also interesting to note that of the 1007 cases in which a pre-trial conference was held, only 174 (less than 20%) actually went to jury trial. Reaching a jury waived trial required considerably less time, averaging 223 days statewide, ranging from 68 days in Waldo to 364 days in Oxford.

The last timeframe traces the total time required for civil cases to move from filing to disposition and reflects the total number of cases disposed during 1981. Analysis of this section reveals that of the 6063 cases disposed, over 30% required in excess of two years to reach disposition. The statewide average number of days from filing to disposition was 517, ranging from 398 days in Somerset to over 600 in Franklin and Knox.

Graph SC-16: Civil and URESA Caseload

This graph depicts the relationship between URESA filings and other civil filings during the last five years, and demonstrates the extent to which URESA cases have been responsible for increases in total civil caseload. Civil caseload excluding URESA has in fact remained remarkably stable during this period, while URESA cases, although fluctuating, have increased substantially.

Table SC-17: URESA Caseload as a Percentage of Total Civil Filings

This table indicates the increasing proportion of the Superior Court's workload attributable to URESA cases. In 1977, an average of 14.5% of all civil cases were URESA filings, ranging from a low

9.8% in Waldo to Sagadahoc's 24.3%. By 1981, however, Cumberland's 15% was the lowest proportion, while Piscataquis experienced a full 40.2%. The Superior Courts evidencing the most dramatic increases in URESA filings as a proportion of total civil caseload were Waldo, Piscataquis, and Washington.

Table SC-18: URESA Filings

URESAs filings are detailed in this table in order to demonstrate the actual increase in gross number of filings throughout the state. During the past five years, every court experienced a substantial rise in these cases, ranging from a 28% increase in Hancock to almost 219% in Waldo.

Table SC-19: URESA Dispositions

This table presents URESA dispositions, and indicates that dispositions have routinely fallen behind incoming filings by several hundred cases, although the differential decreased during the past year.

Table SC-20: URESA Pending Caseload

This table details pending URESA caseload, and depicts the evergrowing pending caseload, although the rate of increase has slowed significantly during the past year.

Civil Definitions

This summary explains refilings, types of cases, and types of dispositions for civil cases.

SUPERIOR COURT

CIVIL CASELOAD ANALYSIS\*

BY COURT

1979 - 1981

	1 9 7 9				1 9 8 0				1 9 8 1			
	Pending 1-1-79	Filings & Refilings	Dispo- sitions	Pending 12-31-79	Pending 1-1-80	Filings & Refilings	Dispo- sitions	Pending 12-31-80	Pending 1-1-81	Filings & Refilings	Dispo- sitions	Pending 12-31-81
REGION I												
CUMBERLAND	2102	1442	1445	2099	2099	1573	1339	2333	2333	1592	1414	2511
LINCOLN	145	131	138	138	138	136	120	154	154	133	103	184
SAGADAHOC	217	151	171	197	197	135	129	203	203	137	132	208
YORK	925	651	634	942	942	776	743	975	975	801	697	1079
REGION II												
ANDROSCOGGIN	759	703	520	942	942	629	593	978	978	623	596	1005
FRANKLIN	140	139	114	165	165	157	112	210	210	169	153	226
KENNEBEC	1116	774	729	1161	1161	697	761	1097	1097	630	706	1021
KNOX	258	214	177	295	295	190	192	293	293	193	219	267
OXFORD	278	178	194	262	262	212	224	250	250	199	176	273
SOMERSET	355	269	301	323	323	271	268	326	326	315	282	359
WALDO	198	147	130	215	215	130	136	209	209	117	137	189
REGION III												
AROOSTOOK	469	354	292	531	531	360	326	565	565	311	356	520
HANCOCK	327	274	237	364	364	225	230	359	359	209	199	369
PENOBSCOT	968	783	678	1073	1073	717	733	1057	1057	687	624	1120
PISCATAQUIS	66	51	55	62	62	50	45	67	67	49	55	61
WASHINGTON	224	193	156	261	261	179	173	267	267	166	214	219
-STATE TOTAL-	8547	6454	5971	9030	9030	6437	6124	9343	9343	6331	6063	9611

\*Does not include URESA cases.

SUPERIOR COURT  
CIVIL FILINGS SUMMARY\*  
BY COURT  
1977 - 1981

	<u>1977</u>	<u>1978</u>	<u>1979</u>	<u>1980</u>	<u>1981</u>	<u>% Chg.</u> <u>77-81</u>	<u>% Chg.</u> <u>79-81</u>	<u>% Chg.</u> <u>80-81</u>
REGION I								
CUMBERLAND	1360	1473	1442	1573	1592	17.1	10.4	1.2
LINCOLN	164	148	131	136	133	-18.9	1.5	-2.2
SAGadahoc	128	164	151	135	137	7.0	-9.3	1.5
YORK	620	641	651	776	801	29.2	23.0	3.2
REGION II								
ANDROSCOGGIN	611	601	703	629	623	2.0	-11.4	-1.0
FRANKLIN	122	128	139	157	169	38.5	21.6	7.6
KENNEBEC	809	816	774	697	630	-22.1	-18.6	-9.6
KNOX	200	176	214	190	193	-3.5	-9.8	1.6
OXFORD	197	215	178	212	199	1.0	11.8	-6.1
SOMERSET	322	283	269	271	315	-2.2	17.1	16.2
WALDO	147	166	147	130	117	-20.4	-20.4	-10.0
REGION III								
AROOSTOOK	387	398	354	360	311	-19.6	-12.1	-13.6
HANCOCK	279	279	274	225	209	-25.1	-23.7	-7.1
PENOBSCOT	743	746	783	717	687	-7.5	-12.3	-4.2
PISCATAQUIS	72	51	51	50	49	-31.9	-3.9	-2.0
WASHINGTON	153	180	193	179	166	8.5	-14.0	-7.3
-STATE TOTAL-	6314	6465	6454	6437	6331	.3	-1.9	-1.6

\*.Includes refilings  
.Does not include URESA cases

SUPERIOR COURT  
 CIVIL DISPOSITIONS SUMMARY\*  
 BY COURT  
 1977 - 1981

	<u>1977</u>	<u>1978</u>	<u>1979</u>	<u>1980</u>	<u>1981</u>	<u>% Chg.</u> <u>77-81</u>	<u>% Chg.</u> <u>79-81</u>	<u>% Chg.</u> <u>80-81</u>
REGION I								
CUMBERLAND	1043	1418	1445	1339	1414	35.6	- 2.1	5.6
LINCOLN	148	168	138	120	103	-30.4	-25.4	-14.2
SAGadahoc	87	102	171	129	132	51.7	-22.8	2.3
YORK	325	563	634	743	697	114.5	9.9	-6.2
REGION II								
ANDROSCOGGIN	573	578	520	593	596	4.0	14.6	.5
FRANKLIN	92	133	114	112	153	66.3	34.2	36.6
KENNEBEC	692	730	729	761	706	2.0	-3.2	-7.2
KNOX	173	165	177	192	219	26.6	23.7	14.1
OXFORD	159	181	194	224	176	10.7	-9.3	-21.4
SOMERSET	239	279	301	268	282	18.0	-6.3	5.2
WALDO	112	138	130	136	137	22.3	5.4	.7
REGION III								
AROOSTOOK	331	379	292	326	356	7.6	21.9	9.2
HANCOCK	244	261	237	230	199	-18.4	-16.0	-13.5
PENOBSCOT	653	655	678	733	624	-4.4	-8.0	-14.9
PISCATAQUIS	80	49	55	45	55	-31.3	-	22.2
WASHINGTON	138	125	156	173	214	55.1	37.2	23.7
-STATE TOTAL-	5089	5924	5971	6124	6063	19.1	1.5	-1.0

\*.Includes refilings

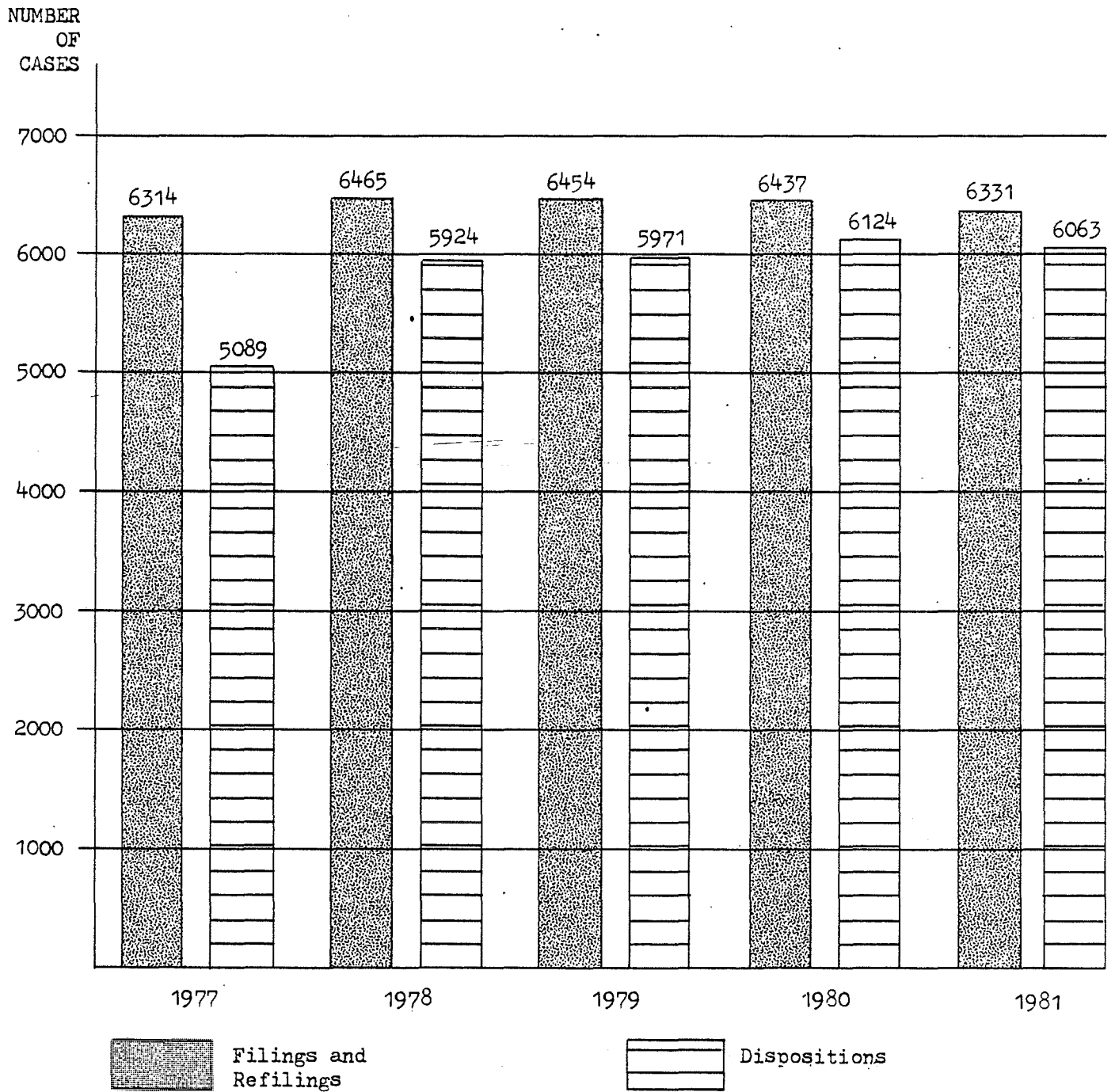
.Does not include URESA cases

Table SC-6

# SUPERIOR COURT

Civil Filings and Dispositions\*: 1977-1981

Graph SC-7



\* Does not include URESA cases

SUPERIOR COURT  
 CIVIL PENDING CASELOAD SUMMARY\*  
 BY COURT  
 1977 - 1981

	<u>12-31-77</u>	<u>12-31-78</u>	<u>12-31-79</u>	<u>12-31-80</u>	<u>12-31-81</u>	<u>% Chg. 77-81</u>	<u>% Chg. 79-81</u>	<u>% Chg. 80-81</u>
REGION I								
CUMBERLAND	2047	2102	2099	2333	2511	22.7	19.6	7.6
LINCOLN	165	145	138	154	184	11.5	33.3	19.5
SAGADAHOC	155	217	197	203	208	34.2	5.6	2.5
YORK	847	925	942	975	1079	27.4	14.5	10.7
REGION II								
ANDROSCOGGIN	736	759	942	978	1005	36.5	6.7	2.8
FRANKLIN	145	140	165	210	226	55.9	37.0	7.6
KENNEBEC	1030	1116	1161	1097	1021	-.9	-12.1	-6.9
KNOX	247	258	295	293	267	8.1	-9.5	-8.9
OXFORD	244	278	262	250	273	11.9	4.2	9.2
SOMERSET	351	355	323	326	359	2.3	11.1	10.1
WALDO	170	198	215	209	189	11.2	-12.1	-9.6
REGION III								
AROOSTOOK	450	469	531	565	520	15.6	-2.1	-8.0
HANCOCK	309	327	364	359	369	19.4	1.4	2.8
PENOBSCOT	877	968	1073	1057	1120	27.7	4.4	6.0
PISCATAQUIS	64	66	62	67	61	-4.7	-1.6	-9.0
WASHINGTON	169	224	261	267	219	29.6	-16.1	-18.0
-STATE TOTAL-	8006	8547	9030	9343	9611	20.0	6.4	2.9

\*.Includes refilings  
 .Does not include URESA cases

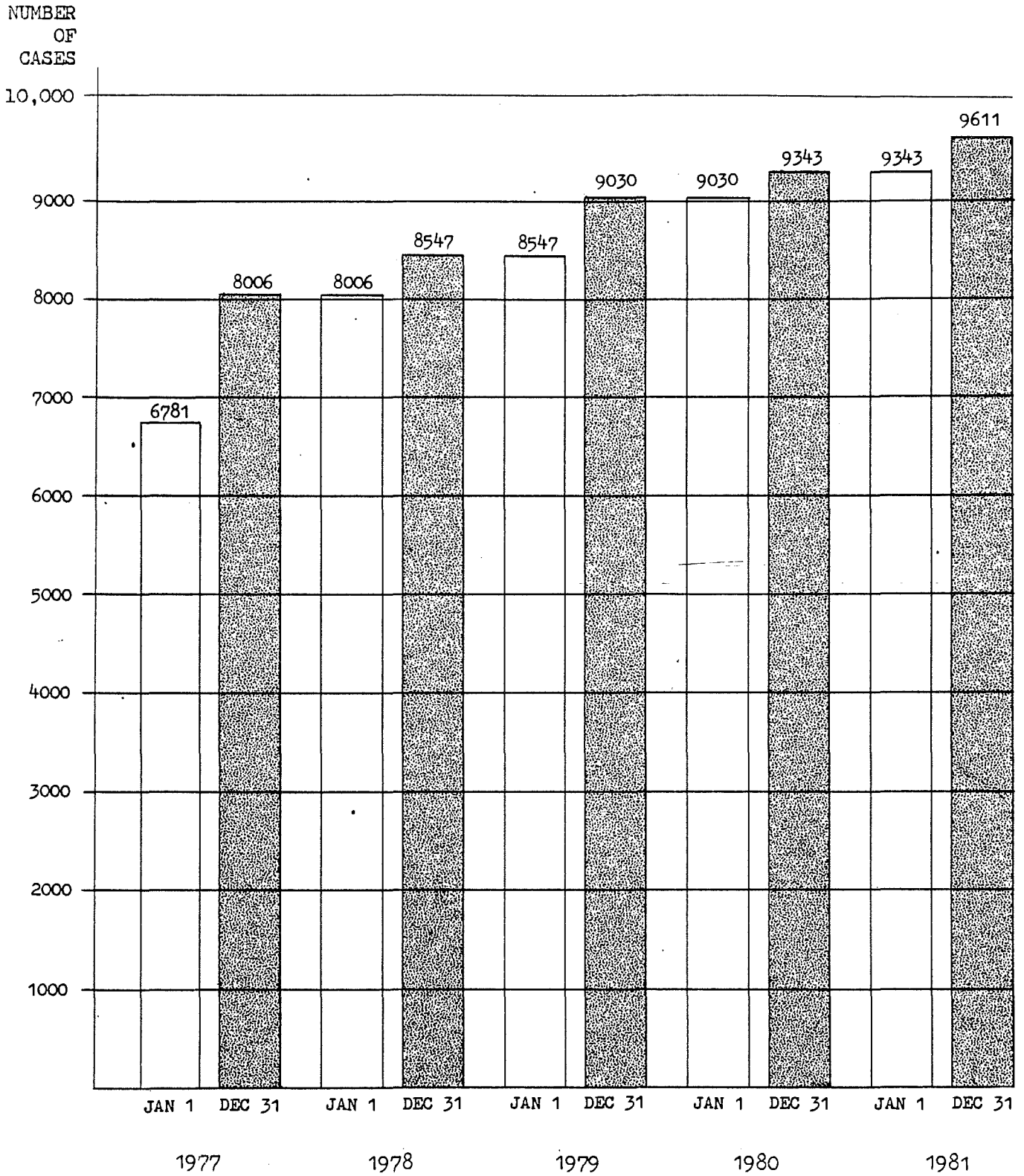
Table SC-8



# SUPERIOR COURT

## Civil Pending Caseload\*: 1977-1981

Graph SC-9



\* Does not include URESA cases

## SUPERIOR COURT

## PERCENTAGE OF CIVIL FILINGS\*

## BY TYPE OF CASE

1977 - 1981

<u>TYPE OF CASE</u>	<u>1977</u>	<u>1978</u>	<u>1979</u>	<u>1980</u>	<u>1981</u>
Damages	11.8	12.0	15.0	13.0	10.7
Personal Injury	12.9	10.9	12.3	11.7	13.0
Contract	14.9	16.8	18.4	16.1	18.0
URESAs	14.5	17.8	16.8	23.2	21.6
Divorce	6.7	6.6	6.4	5.8	6.6
Traffic Infraction Appeals	.3	.4	.6	.4	.5
Habeas Corpus	.7	1.0	1.0	.6	.3
Other Appeals from District Court	2.8	2.3	2.7	2.2	3.4
Other	35.4	32.2	26.8	27.1	25.8
-TOTAL-	100.0	100.0	100.0	100.0	100.0

\*Includes refilings

(Percentages may not total 100.0 due to rounding)

SUPERIOR COURT  
 CIVIL FILINGS AND DISPOSITIONS\*  
 BY TYPE OF CASE  
 1977 - 1981

	FILINGS					DISPOSITIONS				
	<u>1977</u>	<u>1978</u>	<u>1979</u>	<u>1980</u>	<u>1981</u>	<u>1977</u>	<u>1978</u>	<u>1979</u>	<u>1980</u>	<u>1981</u>
-STATE TOTAL-										
DAMAGES	873	947	1163	1089	864	637	752	871	955	912
PERSONAL INJURY	951	859	955	983	1050	745	870	849	871	912
CONTRACT	1101	1318	1427	1346	1456	945	1087	1251	1305	1344
URESA	1069	1396	1303	1944	1741	863	1055	1206	1467	1527
DIVORCE	491	516	497	482	536	362	505	438	474	521
TRAFFIC INFRACTION APPEALS	24	33	43	30	43	20	26	40	33	32
HABEAS CORPUS	55	77	78	51	23	65	66	74	68	43
OTHER APPEALS FROM DISTRICT COURT	204	180	210	183	278	172	238	202	210	257
OTHER	2615	2535	2081	2273	2081	2143	2380	2246	2208	2042
-TOTAL-	7383	7861	7757	8381	8072	5952	6979	7177	7591	7590
Total, excluding URESA	6314	6465	6454	6437	6331	5089	5924	5971	6124	6063

\*Includes refilings

Refer to definitions appearing on page 80 of this report.

SUPERIOR COURT  
CIVIL FILINGS AND DISPOSITIONS\*  
BY TYPE OF CASE  
1977 - 1981

	FILINGS					DISPOSITIONS				
	1977	1978	1979	1980	1981	1977	1978	1979	1980	1981
ANDROSCOGGIN										
DAMAGES	113	135	176	122	80	114	106	114	144	97
PERSONAL INJURY	105	122	135	156	131	90	97	93	117	128
CONTRACT	157	126	130	113	156	159	135	114	119	140
URESA	81	101	103	117	122	82	70	87	91	92
DIVORCE	24	24	37	31	26	30	34	27	30	31
TRAFFIC INFRACTION APPEALS	-	1	3	1	-	-	1	1	2	-
HABEAS CORPUS	1	2	8	2	-	6	2	5	3	1
OTHER APPEALS FROM DISTRICT COURT	9	12	18	11	15	7	10	17	9	16
OTHER	202	179	196	193	215	167	193	149	169	183
-TOTAL-	692	702	806	746	745	655	648	607	684	688
Total, excluding URESA	611	601	703	629	623	573	578	520	593	596
AROOSTOOK										
DAMAGES	61	79	79	80	92	36	40	67	67	77
PERSONAL INJURY	61	53	61	101	81	55	49	47	63	84
CONTRACT	20	59	88	32	46	22	29	49	42	52
URESA	97	112	116	167	144	73	92	148	204	137
DIVORCE	17	19	14	7	12	15	23	10	14	14
TRAFFIC INFRACTION APPEALS	-	-	-	-	1	-	-	-	-	-
HABEAS CORPUS	3	3	5	1	1	2	6	5	5	2
OTHER APPEALS FROM DISTRICT COURT	38	8	11	5	2	21	17	12	12	7
OTHER	187	177	96	134	76	180	215	102	123	120
-TOTAL-	484	510	470	527	455	404	471	440	530	493
Total, excluding URESA	387	398	354	360	311	331	379	292	326	356

\*Includes refileings

Table SC-11  
(Cont.)

SUPERIOR COURT  
CIVIL FILINGS AND DISPOSITIONS\*  
BY TYPE OF CASE  
1977 - 1981

	FILINGS					DISPOSITIONS				
	1977	1978	1979	1980	1981	1977	1978	1979	1980	1981
CUMBERLAND										
DAMAGES	236	233	313	401	229	211	221	231	250	256
PERSONAL INJURY	187	181	232	147	217	157	233	220	162	173
CONTRACT	182	267	345	379	378	156	213	265	320	347
URESA	173	245	234	330	282	116	167	178	221	208
DIVORCE	113	136	123	177	172	52	110	119	121	150
TRAFFIC INFRACTION APPEALS	6	2	11	9	11	4	-	10	8	8
HABEAS CORPUS	14	19	12	10	6	15	16	10	10	7
OTHER APPEALS FROM DISTRICT COURT	31	34	40	23	63	42	68	49	34	63
OTHER	591	601	366	427	516	406	557	541	434	410
-TOTAL-	1533	1718	1676	1903	1874	1159	1585	1623	1560	1622
Total, excluding URESA	1360	1473	1442	1573	1592	1043	1418	1445	1339	1414
FRANKLIN										
DAMAGES	21	14	21	15	15	10	20	9	13	22
PERSONAL INJURY	12	16	17	20	19	17	9	16	11	14
CONTRACT	37	36	42	45	51	26	46	44	25	51
URESA	26	37	24	42	41	24	28	34	29	29
DIVORCE	2	11	27	26	44	1	8	14	26	30
TRAFFIC INFRACTION APPEALS	1	1	1	1	2	3	-	2	-	3
HABEAS CORPUS	-	3	1	-	-	2	2	2	-	-
OTHER APPEALS FROM DISTRICT COURT	6	11	4	13	1	2	13	5	4	9
OTHER	43	36	26	37	37	31	35	22	33	24
-TOTAL-	148	165	163	199	210	116	161	148	141	182
Total, excluding URESA	122	128	139	157	169	92	133	114	112	153

\*Includes refilings

SUPERIOR COURT  
CIVIL FILINGS AND DISPOSITIONS\*  
BY TYPE OF CASE  
1977 - 1981

	FILINGS					DISPOSITIONS				
	1977	1978	1979	1980	1981	1977	1978	1979	1980	1981
HANCOCK										
DAMAGES	15	21	31	37	46	13	18	21	22	30
PERSONAL INJURY	43	31	37	31	29	28	28	37	32	20
CONTRACT	55	51	76	47	43	52	61	51	53	52
URESA	50	45	43	79	64	48	41	29	53	59
DIVORCE	66	58	21	13	26	60	70	32	19	20
TRAFFIC INFRACTION APPEALS	1	2	1	1	1	2	2	-	2	-
HABEAS CORPUS	2	3	5	2	1	2	2	2	4	2
OTHER APPEALS FROM DISTRICT COURT	4	3	4	8	13	4	1	5	8	9
OTHER	93	110	99	86	50	83	79	89	90	66
-TOTAL-	329	324	317	304	273	292	302	266	283	258
Total, excluding URESA	279	279	274	225	209	244	261	237	230	199
KENNEBEC										
DAMAGES	73	101	131	52	46	39	61	82	107	73
PERSONAL INJURY	96	102	92	79	72	66	100	77	94	89
CONTRACT	121	140	167	128	122	126	132	129	155	146
URESA	101	100	95	171	151	76	64	74	94	254
DIVORCE	27	31	26	21	24	18	29	21	25	23
TRAFFIC INFRACTION APPEALS	7	7	7	4	-	5	3	17	1	4
HABEAS CORPUS	6	5	5	5	1	10	4	3	3	10
OTHER APPEALS FROM DISTRICT COURT	31	35	24	7	25	14	28	26	25	14
OTHER	448	395	322	401	340	414	373	374	351	347
-TOTAL-	910	916	869	868	781	768	794	803	855	960
Total, excluding URESA	809	816	774	697	630	692	730	729	761	706

\*Includes refileings

Table SC-11  
(Cont.)

SUPERIOR COURT  
CIVIL FILINGS AND DISPOSITIONS\*  
BY TYPE OF CASE  
1977 - 1981

	FILINGS					DISPOSITIONS				
	1977	1978	1979	1980	1981	1977	1978	1979	1980	1981
<b>KNOX</b>										
DAMAGES	19	31	50	40	45	20	27	31	33	37
PERSONAL INJURY	41	24	23	30	21	26	33	25	30	38
CONTRACT	55	40	51	55	44	56	31	49	52	57
URESAs	27	52	50	51	58	23	48	48	32	51
DIVORCE	3	4	19	6	8	5	3	10	10	6
TRAFFIC INFRACTION APPEALS	1	2	4	-	5	1	2	1	3	4
HABEAS CORPUS	6	11	9	5	3	4	12	10	7	6
OTHER APPEALS FROM DISTRICT COURT	8	2	8	8	11	5	7	2	13	11
OTHER	67	62	50	46	56	56	50	49	44	60
-TOTAL-	227	228	264	241	251	196	213	225	224	270
Total, excluding URESAs	200	176	214	190	193	173	165	177	192	219
<b>LINCOLN</b>										
DAMAGES	27	26	24	34	27	17	29	32	18	24
PERSONAL INJURY	20	18	15	19	19	22	18	14	19	14
CONTRACT	20	22	23	21	23	26	21	25	20	17
URESAs	30	24	28	30	30	26	26	21	29	19
DIVORCE	8	6	11	7	4	11	9	5	8	6
TRAFFIC INFRACTION APPEALS	-	5	3	-	2	-	5	2	1	-
HABEAS CORPUS	1	3	-	2	-	2	1	1	2	1
OTHER APPEALS FROM DISTRICT COURT	2	4	5	5	11	2	3	4	7	5
OTHER	86	64	50	48	47	68	82	55	45	36
-TOTAL-	194	172	159	166	163	174	194	159	149	122
Total, excluding URESAs	164	148	131	136	133	148	168	138	120	103

\*Includes refilings

Table SC-11  
(Cont.)

SUPERIOR COURT  
 CIVIL FILINGS AND DISPOSITIONS\*  
 BY TYPE OF CASE  
 1977 - 1981

OXFORD	FILINGS					DISPOSITIONS				
	1977	1978	1979	1980	1981	1977	1978	1979	1980	1981
DAMAGES	53	34	21	21	14	31	28	44	34	19
PERSONAL INJURY	34	31	23	29	36	27	24	26	26	23
CONTRACT	43	65	57	57	46	23	33	41	59	42
URESA	48	61	68	98	75	28	40	60	91	68
DIVORCE	20	20	12	21	19	17	21	15	19	22
TRAFFIC INFRACTION APPEALS	-	2	2	1	-	-	-	-	4	-
HABEAS CORPUS	-	2	2	2	-	1	1	2	2	-
OTHER APPEALS FROM DISTRICT COURT	4	4	7	21	23	1	4	3	10	16
OTHER	43	57	54	60	61	59	70	63	70	54
-TOTAL-	245	276	246	310	274	187	221	254	315	244
Total, excluding URESA	197	215	178	212	199	159	181	194	224	176
PENOBSCOT										
DAMAGES	51	62	106	99	70	48	51	64	70	83
PERSONAL INJURY	141	130	140	138	167	140	106	110	143	127
CONTRACT	168	242	217	213	163	140	186	203	213	167
URESA	112	173	156	243	237	46	106	123	186	117
DIVORCE	46	57	46	24	25	34	43	39	43	34
TRAFFIC INFRACTION APPEALS	-	4	3	1	10	-	3	2	1	3
HABEAS CORPUS	8	6	16	10	3	7	5	16	14	4
OTHER APPEALS FROM DISTRICT COURT	19	23	36	28	27	18	25	23	25	25
OTHER	310	222	219	204	222	266	236	221	224	181
-TOTAL-	855	919	939	960	924	699	761	801	919	741
Total, excluding URESA	743	746	783	717	687	653	655	678	733	624

\*Includes refilings



SUPERIOR COURT  
 CIVIL FILINGS AND DISPOSITIONS\*  
 BY TYPE OF CASE  
 1977 - 1981

	FILINGS					DISPOSITIONS				
	1977	1978	1979	1980	1981	1977	1978	1979	1980	1981
<b>PISCATAQUIS</b>										
DAMAGES	8	8	8	2	2	11	7	7	6	5
PERSONAL INJURY	8	5	6	13	6	5	8	6	4	8
CONTRACT	19	14	5	11	7	18	14	8	9	11
URESA	-	8	24	36	33	-	1	12	9	52
DIVORCE	1	3	3	3	5	2	1	4	1	5
TRAFFIC INFRACTION APPEALS	-	-	-	-	1	-	-	-	-	1
HABEAS CORPUS	-	1	1	-	-	-	-	-	1	1
OTHER APPEALS FROM DISTRICT COURT	3	2	9	3	9	10	2	10	6	7
OTHER	33	18	19	18	19	34	17	20	18	17
-TOTAL-	72	59	75	86	82	80	50	67	54	107
Total, excluding URESA	72	51	51	50	49	80	49	55	45	55
<b>SAGADAHOC</b>										
DAMAGES	18	31	21	14	16	8	14	30	19	13
PERSONAL INJURY	23	24	33	34	32	12	15	26	27	35
CONTRACT	34	51	39	41	23	16	20	49	38	30
URESA	41	40	44	62	55	36	39	29	37	48
DIVORCE	12	6	4	6	11	9	5	4	8	11
TRAFFIC INFRACTION APPEALS	-	1	2	2	5	-	1	1	1	4
HABEAS CORPUS	1	2	1	1	-	2	-	2	1	-
OTHER APPEALS FROM DISTRICT COURT	2	9	6	5	6	3	9	6	7	6
OTHER	38	40	45	32	44	37	38	53	28	33
-TOTAL-	169	204	195	197	192	123	141	200	166	180
Total, excluding URESA	128	164	151	135	137	87	102	171	129	132

\*Includes refilings

Table SC-11  
(Cont.)

SUPERIOR COURT  
CIVIL FILINGS AND DISPOSITIONS\*  
BY TYPE OF CASE  
1977 - 1981

	FILINGS					DISPOSITIONS				
	1977	1978	1979	1980	1981	1977	1978	1979	1980	1981
SOMERSET										
DAMAGES	47	57	55	44	36	25	26	42	56	47
PERSONAL INJURY	30	26	54	43	50	27	26	39	32	38
CONTRACT	67	63	41	71	113	44	60	82	56	70
URESA	52	78	58	104	69	68	63	70	94	74
DIVORCE	103	78	74	78	93	77	94	78	82	96
TRAFFIC INFRACTION APPEALS	-	-	-	-	-	-	-	-	-	-
HABEAS CORPUS	7	7	4	6	4	7	7	4	10	4
OTHER APPEALS FROM										
DISTRICT COURT	6	7	4	-	-	3	12	2	5	1
OTHER	62	45	37	29	19	56	54	54	27	26
-TOTAL-	374	361	327	375	384	307	342	371	362	356
59 Total, excluding URESA	322	283	269	271	315	239	279	301	268	282
WALDO										
DAMAGES	16	10	26	17	22	7	16	13	13	26
PERSONAL INJURY	21	30	20	16	18	9	17	22	22	19
CONTRACT	33	51	30	39	24	23	27	44	38	28
URESA	16	34	35	59	51	20	31	33	32	53
DIVORCE	7	6	5	10	9	6	8	6	7	10
TRAFFIC INFRACTION APPEALS	-	-	-	-	-	-	-	-	-	-
HABEAS CORPUS	1	1	2	-	1	2	1	2	-	1
OTHER APPEALS FROM										
DISTRICT COURT	9	5	6	4	2	7	12	4	3	4
OTHER	60	63	58	44	41	58	57	39	53	49
-TOTAL-	163	200	182	189	168	132	169	163	168	190
Total, excluding URESA	147	166	147	130	117	112	138	130	136	137

\*Includes refilings

Table SC-11  
(Cont.)

SUPERIOR COURT  
CIVIL FILINGS AND DISPOSITIONS\*  
BY TYPE OF CASE  
1977 - 1981

WASHINGTON	FILINGS					DISPOSITIONS				
	1977	1978	1979	1980	1981	1977	1978	1979	1980	1981
DAMAGES	18	22	24	13	18	9	11	16	13	18
PERSONAL INJURY	19	28	25	24	22	22	16	21	25	31
CONTRACT	39	31	47	45	30	38	25	23	48	48
URESA	37	64	46	70	75	30	47	49	45	62
DIVORCE	3	13	26	10	10	6	8	15	14	17
TRAFFIC INFRACTION APPEALS	-	-	3	-	-	-	-	1	-	2
HABEAS CORPUS	1	-	3	1	1	1	1	3	1	1
OTHER APPEALS FROM DISTRICT COURT	5	9	9	6	14	8	8	9	7	15
OTHER	68	77	56	80	71	54	56	68	65	82
-TOTAL-	190	244	239	249	241	168	172	205	218	276
Total, excluding URESA	153	180	193	179	166	138	125	156	173	214
YORK										
DAMAGES	97	83	77	98	106	38	77	68	90	85
PERSONAL INJURY	110	38	42	103	130	42	91	70	64	71
CONTRACT	51	60	69	49	187	20	54	75	58	86
URESA	178	222	179	285	254	167	192	211	220	204
DIVORCE	39	44	49	42	48	19	39	39	47	46
TRAFFIC INFRACTION APPEALS	8	6	3	10	5	5	9	3	10	3
HABEAS CORPUS	4	9	4	4	2	2	6	7	5	3
OTHER APPEALS FROM DISTRICT COURT	27	12	19	36	56	25	19	25	35	49
OTHER	284	389	388	434	267	174	268	347	434	354
-TOTAL-	798	863	830	1061	1055	492	755	845	963	901
Total, excluding URESA	620	641	651	776	801	325	563	634	743	697

\*Includes refilings

Table SC-11  
(Cont.)

SUPERIOR COURT  
CIVIL DISPOSITIONS

BY TYPE OF DISPOSITION\*

-STATE TOTAL-	1979 <u>DISPOSITIONS</u>	PERCENT <u>OF TOTAL</u>	1980 <u>DISPOSITIONS</u>	PERCENT <u>OF TOTAL</u>	1981 <u>DISPOSITIONS</u>	PERCENT <u>OF TOTAL</u>
DEFAULT JUDGMENT	298	4.2	300	4.0	289	3.8
RULE 41 (a)	2951	41.1	2769	36.5	2868	37.8
RULE 41 (b)	780	10.9	903	11.9	902	11.9
DISMISSAL	300	4.2	453	6.0	577	7.6
SUMMARY JUDGMENT	210	2.9	228	3.0	279	3.7
FINAL ORDER	1390	19.4	1560	20.6	1252	16.5
DIVORCE DECREE	313	4.4	348	4.6	372	4.9
APPEAL SUSTAINED	22	.3	23	.3	40	.5
APPEAL DENIED	97	1.4	133	1.8	185	2.4
WRIT DENIED	28	.4	16	.2	12	.2
WRIT GRANTED	9	.1	5	.1	3	-
COURT FINDING	142	2.0	181	2.4	157	2.1
JURY VERDICT	117	1.6	134	1.8	150	2.0
DIRECT VERDICT	9	.1	8	.1	8	.1
MULTIPLE JUDGMENTS	28	.4	14	.2	24	.3
OTHER	483	6.7	516	6.8	472	6.2
-TOTAL-	7177	100.0	7591	100.0	7590	100.0

(Percentages may not total 100.0 due to rounding.)

\*.Includes refilings  
.Includes URESA cases

Refer to definitions appearing on page 81 of this report.

ANDROSCOGGIN	1979 DISPOSITIONS	PERCENT OF TOTAL	1980 DISPOSITIONS	PERCENT OF TOTAL	1981 DISPOSITIONS	PERCENT OF TOTAL
DEFAULT JUDGMENT	29	4.8	27	3.9	38	5.5
RULE 41 (a)	281	46.3	301	44.0	344	50.0
RULE 41 (b)	56	9.2	73	10.7	48	7.0
DISMISSAL	35	5.8	42	6.1	34	4.9
SUMMARY JUDGMENT	17	2.8	7	1.0	17	2.5
FINAL ORDER	112	18.5	152	22.2	112	16.3
DIVORCE DECREE	17	2.8	19	2.8	23	3.3
APPEAL SUSTAINED	2	.3	1	.1	1	.1
APPEAL DENIED	9	1.5	7	1.0	6	.9
WRIT DENIED	3	.5	-	-	-	-
WRIT GRANTED	-	-	-	-	-	-
COURT FINDING	13	2.1	24	3.5	16	2.3
JURY VERDICT	6	1.0	7	1.0	15	2.2
DIRECT VERDICT	-	-	-	-	-	-
MULTIPLE JUDGMENTS	9	1.5	2	.3	4	.6
OTHER	18	3.0	22	3.2	30	4.4
-TOTAL-	607	100.0	684	100.0	688	100.0

AROOSTOOK	1979 DISPOSITIONS	PERCENT OF TOTAL	1980 DISPOSITIONS	PERCENT OF TOTAL	1981 DISPOSITIONS	PERCENT OF TOTAL
DEFAULT JUDGMENT	15	3.4	17	3.2	16	3.2
RULE 41 (a)	197	44.8	139	26.2	189	38.3
RULE 41 (b)	30	6.8	60	11.3	63	12.8
DISMISSAL	19	4.3	35	6.6	36	7.3
SUMMARY JUDGMENT	14	3.2	8	1.5	9	1.8
FINAL ORDER	39	8.9	81	15.3	62	12.6
DIVORCE DECREE	10	2.3	7	1.3	6	1.2
APPEAL SUSTAINED	-	-	-	-	-	-
APPEAL DENIED	1	.2	-	-	1	.2
WRIT DENIED	2	.5	-	-	-	-
WRIT GRANTED	-	-	-	-	-	-
COURT FINDING	6	1.4	-	-	4	.8
JURY VERDICT	7	1.6	8	1.5	5	1.0
DIRECT VERDICT	-	-	1	.2	-	-
MULTIPLE JUDGMENTS	2	.5	-	-	1	.2
OTHER	98	22.3	174	32.8	101	20.5
-TOTAL-	440	100.0	530	100.0	493	100.0

Table SC-12  
(Cont.)

CUMBERLAND	1979 DISPOSITIONS	PERCENT OF TOTAL	1980 DISPOSITIONS	PERCENT OF TOTAL	1981 DISPOSITIONS	PERCENT OF TOTAL
DEFAULT JUDGMENT	61	3.8	65	4.2	84	5.2
RULE 41 (a)	743	45.8	639	41.0	642	39.6
RULE 41 (b)	199	12.3	239	15.3	128	7.9
DISMISSAL	86	5.3	98	6.3	112	6.9
SUMMARY JUDGMENT	41	2.5	55	3.5	70	4.3
FINAL ORDER	224	13.8	245	15.7	237	14.6
DIVORCE DECREE	99	6.1	93	6.0	125	7.7
APPEAL SUSTAINED	1	.1	3	.2	12	.7
APPEAL DENIED	30	1.8	33	2.1	55	3.4
WRIT DENIED	6	.4	1	.1	3	.2
WRIT GRANTED	-	-	1	.1	2	.1
COURT FINDING	23	1.4	26	1.7	17	1.0
JURY VERDICT	39	2.4	31	2.0	34	2.1
DIRECT VERDICT	5	.3	2	.1	1	.1
MULTIPLE JUDGMENTS	8	.5	-	-	3	.2
OTHER	58	3.6	29	1.9	97	6.0
-TOTAL-	1623	100.0	1560	100.0	1622	100.0

FRANKLIN

DEFAULT JUDGMENT	11	7.4	8	5.7	9	4.9
RULE 41 (a)	46	31.1	47	33.3	58	31.9
RULE 41 (b)	11	7.4	-	-	27	14.8
DISMISSAL	10	6.8	8	5.7	16	8.8
SUMMARY JUDGMENT	11	7.4	6	4.3	8	4.4
FINAL ORDER	31	20.9	33	23.4	14	7.7
DIVORCE DECREE	11	7.4	23	16.3	20	11.0
APPEAL SUSTAINED	1	.7	-	-	2	1.1
APPEAL DENIED	5	3.4	1	.7	8	4.4
WRIT DENIED	1	.7	-	-	-	-
WRIT GRANTED	-	-	-	-	-	-
COURT FINDING	3	2.0	9	6.4	2	1.1
JURY VERDICT	2	1.4	2	1.4	6	3.3
DIRECT VERDICT	-	-	-	-	-	-
MULTIPLE JUDGMENTS	1	.7	1	.7	-	-
OTHER	4	2.7	3	2.1	12	6.6
-TOTAL-	148	100.0	141	100.0	182	100.0

HANCOCK	1979	PERCENT	1980	PERCENT	1981	PERCENT
	<u>DISPOSITIONS</u>	<u>OF TOTAL</u>	<u>DISPOSITIONS</u>	<u>OF TOTAL</u>	<u>DISPOSITIONS</u>	<u>OF TOTAL</u>
DEFAULT JUDGMENT	15	5.6	7	2.5	8	3.1
RULE 41 (a)	96	36.1	93	32.9	95	36.8
RULE 41 (b)	36	13.5	29	10.2	27	10.5
DISMISSAL	10	3.8	26	9.2	36	14.0
SUMMARY JUDGMENT	14	5.3	23	8.1	10	3.9
FINAL ORDER	31	11.7	35	12.4	31	12.0
DIVORCE DECREE	21	7.9	14	4.9	8	3.1
APPEAL SUSTAINED	-	-	2	.7	-	-
APPEAL DENIED	2	.8	4	1.4	5	1.9
WRIT DENIED	2	.8	1	.4	1	.4
WRIT GRANTED	-	-	-	-	-	-
COURT FINDING	8	3.0	16	5.7	7	2.7
JURY VERDICT	6	2.3	4	1.4	6	2.3
DIRECT VERDICT	-	-	1	.4	-	-
MULTIPLE JUDGMENTS	1	.4	1	.4	-	-
OTHER	24	9.0	27	9.5	24	9.3
-TOTAL-	266	100.0	283	100.0	258	100.0

KENNEBEC	1979	PERCENT	1980	PERCENT	1981	PERCENT
	<u>DISPOSITIONS</u>	<u>OF TOTAL</u>	<u>DISPOSITIONS</u>	<u>OF TOTAL</u>	<u>DISPOSITIONS</u>	<u>OF TOTAL</u>
DEFAULT JUDGMENT	35	4.4	38	4.4	11	1.1
RULE 41 (a)	322	40.1	339	39.6	313	32.6
RULE 41 (b)	120	14.9	118	13.8	292	30.4
DISMISSAL	25	3.1	38	4.4	46	4.8
SUMMARY JUDGMENT	9	1.1	15	1.8	16	1.7
FINAL ORDER	206	25.7	218	25.5	181	18.9
DIVORCE DECREE	12	1.5	17	2.0	15	1.6
APPEAL SUSTAINED	1	.1	-	-	-	-
APPEAL DENIED	5	.6	4	.5	13	1.4
WRIT DENIED	-	-	-	-	-	-
WRIT GRANTED	-	-	1	.1	-	-
COURT FINDING	5	.6	5	.6	17	1.8
JURY VERDICT	7	.9	14	1.6	13	1.4
DIRECT VERDICT	-	-	1	.1	1	.1
MULTIPLE JUDGMENTS	-	-	2	.2	7	.7
OTHER	56	7.0	45	5.3	35	3.6
-TOTAL-	803	100.0	855	100.0	960	100.0

KNOX	1979	PERCENT	1980	PERCENT	1981	PERCENT
	<u>DISPOSITIONS</u>	<u>OF TOTAL</u>	<u>DISPOSITIONS</u>	<u>OF TOTAL</u>	<u>DISPOSITIONS</u>	<u>OF TOTAL</u>
DEFAULT JUDGMENT	5	2.2	10	4.5	7	2.6
RULE 41 (a)	89	39.6	77	34.4	85	31.5
RULE 41 (b)	26	11.6	26	11.6	68	25.2
DISMISSAL	-	-	11	4.9	15	5.6
SUMMARY JUDGMENT	6	2.7	2	.9	8	3.0
FINAL ORDER	51	22.7	37	16.5	33	12.2
DIVORCE DECREE	10	4.4	8	3.6	2	.7
APPEAL SUSTAINED	1	.4	2	.9	1	.4
APPEAL DENIED	2	.9	7	3.1	8	3.0
WRIT DENIED	4	1.8	4	1.8	2	.7
WRIT GRANTED	1	.4	1	.4	-	-
COURT FINDING	6	2.7	9	4.0	13	4.8
JURY VERDICT	5	2.2	4	1.8	7	2.6
DIRECT VERDICT	1	.4	2	.9	-	-
MULTIPLE JUDGMENTS	-	-	-	-	1	.4
OTHER	18	8.0	24	10.7	20	7.4
-TOTAL-	225	100.0	224	100.0	270	100.0

LINCOLN

DEFAULT JUDGMENT	9	5.7	3	2.0	5	4.1
RULE 41 (a)	71	44.7	63	42.3	54	44.3
RULE 41 (b)	7	4.4	1	.7	7	5.7
DISMISSAL	9	5.7	3	2.0	-	-
SUMMARY JUDGMENT	2	1.3	8	5.4	14	11.5
FINAL ORDER	39	24.5	46	30.9	21	17.2
DIVORCE DECREE	-	-	4	2.7	5	4.1
APPEAL SUSTAINED	-	-	-	-	-	-
APPEAL DENIED	3	1.9	4	2.7	4	3.3
WRIT DENIED	1	.6	-	-	-	-
WRIT GRANTED	-	-	-	-	-	-
COURT FINDING	6	3.8	5	3.4	4	3.3
JURY VERDICT	2	1.3	3	2.0	4	3.3
DIRECT VERDICT	1	.6	-	-	-	-
MULTIPLE JUDGMENTS	1	.6	2	1.3	1	.8
OTHER	8	5.0	7	4.7	3	2.5
-TOTAL-	159	100.0	149	100.0	122	100.0

65

Table SC-12  
(Cont.)



	1979	PERCENT	1980	PERCENT	1981	PERCENT
OXFORD	<u>DISPOSITIONS</u>	<u>OF TOTAL</u>	<u>DISPOSITIONS</u>	<u>OF TOTAL</u>	<u>DISPOSITIONS</u>	<u>OF TOTAL</u>
DEFAULT JUDGMENT	12	4.7	17	5.4	13	5.3
RULE 41 (a)	96	37.8	96	30.5	64	26.2
RULE 41 (b)	18	7.1	29	9.2	23	9.4
DISMISSAL	17	6.7	50	15.9	32	13.1
SUMMARY JUDGMENT	7	2.8	2	.6	11	4.5
FINAL ORDER	48	18.9	80	25.4	43	17.6
DIVORCE DECREE	8	3.1	13	4.1	15	6.1
APPEAL SUSTAINED	2	.8	-	-	4	1.6
APPEAL DENIED	2	.8	5	1.6	8	3.3
WRIT DENIED	-	-	2	.6	1	.4
WRIT GRANTED	-	-	1	.3	-	-
COURT FINDING	4	1.6	4	1.3	3	1.2
JURY VERDICT	2	.8	4	1.3	2	.8
DIRECT VERDICT	-	-	-	-	-	-
MULTIPLE JUDGMENTS	-	-	1	.3	-	-
OTHER	38	15.0	11	3.5	25	10.2
-TOTAL-	254	100.0	315	100.0	244	100.0
PENOBSCOT						
DEFAULT JUDGMENT	43	5.4	40	4.4	37	5.0
RULE 41 (a)	335	41.8	329	35.8	325	43.9
RULE 41 (b)	81	10.1	105	11.4	28	3.8
DISMISSAL	37	4.6	56	6.1	80	10.8
SUMMARY JUDGMENT	22	2.7	22	2.4	29	3.9
FINAL ORDER	155	19.4	206	22.4	131	17.7
DIVORCE DECREE	29	3.6	33	3.6	24	3.2
APPEAL SUSTAINED	1	.1	2	.2	4	.5
APPEAL DENIED	1	.1	18	2.0	15	2.0
WRIT DENIED	3	.4	4	.4	2	.3
WRIT GRANTED	2	.2	1	.1	-	-
COURT FINDING	20	2.5	22	2.4	35	4.7
JURY VERDICT	6	.7	16	1.7	14	1.9
DIRECT VERDICT	-	-	-	-	3	.4
MULTIPLE JUDGMENTS	2	.2	-	-	2	.3
OTHER	64	8.0	65	7.1	12	1.6
-TOTAL-	801	100.0	919	100.0	741	100.0

PISCATAQUIS	1979	PERCENT	1980	PERCENT	1981	PERCENT
	<u>DISPOSITIONS</u>	<u>OF TOTAL</u>	<u>DISPOSITIONS</u>	<u>OF TOTAL</u>	<u>DISPOSITIONS</u>	<u>OF TOTAL</u>
DEFAULT JUDGMENT	3	4.5	3	5.6	1	.9
RULE 41 (a)	18	26.9	19	35.2	22	20.6
RULE 41 (b)	8	11.9	3	5.6	9	8.4
DISMISSAL	2	3.0	5	9.3	23	21.5
SUMMARY JUDGMENT	-	-	4	7.4	1	.9
FINAL ORDER	10	14.9	7	13.0	23	21.5
DIVORCE DECREE	2	3.0	1	1.9	2	1.9
APPEAL SUSTAINED	2	3.0	2	3.7	5	4.7
APPEAL DENIED	4	6.0	2	3.7	5	4.7
WRIT DENIED	-	-	-	-	1	.9
WRIT GRANTED	-	-	-	-	-	-
COURT FINDING	2	3.0	1	1.9	-	-
JURY VERDICT	-	-	-	-	-	-
DIRECT VERDICT	-	-	-	-	-	-
MULTIPLE JUDGMENTS	-	-	-	-	-	-
OTHER	16	23.9	7	13.0	15	14.0
-TOTAL-	67	100.0	54	100.0	107	100.0

SAGADAHOC	1979	PERCENT	1980	PERCENT	1981	PERCENT
	<u>DISPOSITIONS</u>	<u>OF TOTAL</u>	<u>DISPOSITIONS</u>	<u>OF TOTAL</u>	<u>DISPOSITIONS</u>	<u>OF TOTAL</u>
DEFAULT JUDGMENT	2	1.0	4	2.4	4	2.2
RULE 41 (a)	103	51.5	76	45.8	74	41.1
RULE 41 (b)	36	18.0	26	15.7	17	9.4
DISMISSAL	1	.5	7	4.2	6	3.3
SUMMARY JUDGMENT	2	1.0	4	2.4	5	2.8
FINAL ORDER	31	15.5	24	14.5	35	19.4
DIVORCE DECREE	2	1.0	6	3.6	8	4.4
APPEAL SUSTAINED	-	-	2	1.2	-	-
APPEAL DENIED	6	3.0	2	1.2	6	3.3
WRIT DENIED	1	.5	-	-	-	-
WRIT GRANTED	1	.5	-	-	-	-
COURT FINDING	3	1.5	2	1.2	5	2.8
JURY VERDICT	3	1.5	5	3.0	5	2.8
DIRECT VERDICT	-	-	1	.6	1	.6
MULTIPLE JUDGMENTS	-	-	-	-	-	-
OTHER	9	4.5	7	4.2	14	7.8
-TOTAL-	200	100.0	166	100.0	180	100.0

	<u>1979</u>	<u>PERCENT</u>	<u>1980</u>	<u>PERCENT</u>	<u>1981</u>	<u>PERCENT</u>
SOMERSET	<u>DISPOSITIONS</u>	<u>OF TOTAL</u>	<u>DISPOSITIONS</u>	<u>OF TOTAL</u>	<u>DISPOSITIONS</u>	<u>OF TOTAL</u>
DEFAULT JUDGMENT	15	4.0	3	.8	11	3.1
RULE 41 (a)	120	32.3	96	26.5	126	35.4
RULE 41 (b)	50	13.5	43	11.9	37	10.4
DISMISSAL	16	4.3	32	8.8	25	7.0
SUMMARY JUDGMENT	11	3.0	12	3.3	5	1.4
FINAL ORDER	72	19.4	64	17.7	52	14.6
DIVORCE DECREE	53	14.3	62	17.1	73	20.5
APPEAL SUSTAINED	-	-	4	1.1	1	.3
APPEAL DENIED	4	1.1	6	1.7	5	1.4
WRIT DENIED	-	-	1	.3	1	.3
WRIT GRANTED	1	.3	-	-	-	-
COURT FINDING	5	1.3	7	1.9	-	-
JURY VERDICT	8	2.2	8	2.2	6	1.7
DIRECT VERDICT	-	-	-	-	1	.3
MULTIPLE JUDGMENTS	1	.3	3	.8	2	.6
OTHER	15	4.0	21	5.8	11	3.1
-TOTAL-	371	100.0	362	100.0	356	100.0
WALDO						
DEFAULT JUDGMENT	13	8.0	12	7.1	7	3.7
RULE 41 (a)	61	37.4	68	40.5	65	34.2
RULE 41 (b)	6	3.7	17	10.1	20	10.5
DISMISSAL	10	6.1	18	10.7	26	13.7
SUMMARY JUDGMENT	13	8.0	7	4.2	6	3.2
FINAL ORDER	29	17.8	24	14.3	40	21.1
DIVORCE DECREE	6	3.7	7	4.2	4	2.1
APPEAL SUSTAINED	2	1.2	-	-	-	-
APPEAL DENIED	2	1.2	1	.6	1	.5
WRIT DENIED	-	-	-	-	-	-
WRIT GRANTED	2	1.2	-	-	1	.5
COURT FINDING	6	3.7	3	1.8	2	1.1
JURY VERDICT	5	3.1	3	1.8	4	2.1
DIRECT VERDICT	-	-	-	-	1	.5
MULTIPLE JUDGMENTS	-	-	-	-	1	.5
OTHER	8	4.9	8	4.8	12	6.3
-TOTAL-	163	100.0	168	100.0	190	100.0

WASHINGTON	1979 DISPOSITIONS	PERCENT OF TOTAL	1980 DISPOSITIONS	PERCENT OF TOTAL	1981 DISPOSITIONS	PERCENT OF TOTAL
DEFAULT JUDGMENT	3	1.5	14	6.4	12	4.3
RULE 41 (a)	81	39.5	96	44.0	111	40.2
RULE 41 (b)	26	12.7	9	4.1	25	9.1
DISMISSAL	7	3.4	11	5.0	29	10.5
SUMMARY JUDGMENT	10	4.9	4	1.8	20	7.2
FINAL ORDER	35	17.1	32	14.7	29	10.5
DIVORCE DECREE	6	2.9	9	4.1	7	2.5
APPEAL SUSTAINED	3	1.5	3	1.4	2	.7
APPEAL DENIED	4	2.0	5	2.3	10	3.6
WRIT DENIED	2	1.0	1	.5	1	.4
WRIT GRANTED	-	-	-	-	-	-
COURT FINDING	13	6.3	6	2.8	8	2.9
JURY VERDICT	-	-	8	3.7	7	2.5
DIRECT VERDICT	-	-	-	-	-	-
MULTIPLE JUDGMENTS	3	1.5	2	.9	2	.7
OTHER	12	5.9	18	8.3	13	4.7
-TOTAL-	205	100.0	218	100.0	276	100.0

YORK	1979 DISPOSITIONS	PERCENT OF TOTAL	1980 DISPOSITIONS	PERCENT OF TOTAL	1981 DISPOSITIONS	PERCENT OF TOTAL
DEFAULT JUDGMENT	27	3.2	32	3.3	26	2.9
RULE 41 (a)	292	34.6	291	30.2	301	33.4
RULE 41 (b)	70	8.3	125	13.0	83	9.2
DISMISSAL	16	1.9	13	1.3	61	6.8
SUMMARY JUDGMENT	31	3.7	49	5.1	50	5.5
FINAL ORDER	277	32.8	276	28.7	208	23.1
DIVORCE DECREE	27	3.2	32	3.3	35	3.9
APPEAL SUSTAINED	6	.7	2	.2	8	.9
APPEAL DENIED	17	2.0	34	3.5	35	3.9
WRIT DENIED	3	.4	2	.2	-	-
WRIT GRANTED	2	.2	-	-	-	-
COURT FINDING	19	2.2	42	4.4	24	2.7
JURY VERDICT	19	2.2	17	1.8	22	2.4
DIRECT VERDICT	2	.2	-	-	-	-
MULTIPLE JUDGMENTS	-	-	-	-	-	-
OTHER	37	4.4	48	5.0	48	5.3
-TOTAL-	845	100.0	963	100.0	901	100.0

SUPERIOR COURT  
CIVIL TRIAL SUMMARY\*  
1980 - 1981

REGION I	DISPOSITIONS		JURY TRIALS		TOTAL NUMBER JURY TRIAL DAYS		PERCENT BY JURY TRIAL		JURY WAIVED TRIALS		TOTAL JURY WAIVED TRIAL DAYS		PERCENT BY JURY WAIVED TRIALS	
	1980	1981	1980	1981	1980	1981	1980	1981	1980	1981	1980	1981	1980	1981
CUMBERLAND	1339	1414	34	37	96.0	86.0	2.5	2.6	31	30	29.0	39.0	2.3	2.1
LINCOLN	120	103	4	4	8.0	12.5	3.3	3.9	7	8	5.0	8.0	5.8	7.8
SAGADAHOC	129	132	8	6	15.0	15.0	6.2	4.5	3	5	1.5	4.5	2.3	3.8
YORK	743	697	21	26	55.5	61.5	2.8	3.7	51	33	47.5	27.0	6.9	4.7
REGION II														
ANDROSCOGGIN	593	596	11	16	16.0	33.0	1.9	2.7	30	22	25.5	15.0	5.1	3.7
FRANKLIN	112	153	2	8	4.0	18.0	1.8	5.2	9	6	6.0	7.5	8.0	3.9
KENNEBEC	761	706	15	16	26.0	41.5	2.0	2.3	27	30	26.0	32.0	3.5	4.2
KNOX	192	219	8	8	13.5	34.0	4.2	3.7	26	26	15.5	17.0	13.5	11.9
OXFORD	224	176	4	1	11.0	1.5	1.8	.6	4	4	2.5	3.0	1.8	2.3
SOMERSET	268	282	10	8	13.5	12.5	3.7	2.8	28	13	17.5	7.0	10.4	4.6
WALDO	136	137	3	5	8.5	9.5	2.2	3.6	3	4	3.0	4.0	2.2	2.9
REGION III														
AROOSTOOK	326	356	11	6	28.0	17.5	3.4	1.7	1	8	1.0	7.0	.3	2.2
HANCOCK	230	199	6	6	10.5	13.5	2.6	3.0	23	7	19.5	6.0	10.0	3.5
PENOBSCOT	733	624	16	19	32.0	30.5	2.2	3.0	32	42	26.0	41.0	4.4	6.7
PISCATAQUIS	45	55	-	-	-	-	-	-	6	-	3.5	-	13.3	-
WASHINGTON	173	214	9	8	17.0	14.5	5.2	3.7	7	14	5.0	10.0	4.0	6.5
-STATE TOTAL-	6124	6063	162	174	354.5	401.0	2.6	2.9	288	252	234.0	228.0	4.7	4.2

\* Does not include URESA cases

## SUPERIOR COURT

## CIVIL CASEFLOW TIME SUMMARY\*

1977 - 1981

AVERAGE NUMBER OF DAYS FROM FILING  
OR REFILING TO DISPOSITION

REGION I	<u>1977</u>	<u>1978</u>	<u>1979</u>	<u>1980</u>	<u>1981</u>
Cumberland	429	508	544	521	494
Lincoln	423	328	383	405	454
Sagadahoc	352	319	545	493	499
York	470	451	544	526	497
REGION II					
Androscoggin	453	422	446	511	549
Franklin	415	453	360	269	611
Kennebec	475	424	503	579	570
Knox	347	476	506	556	612
Oxford	398	420	446	562	459
Somerset	337	366	479	514	398
Waldo	378	473	443	500	589
REGION III					
Aroostook	394	389	461	588	583
Hancock	421	395	455	452	577
Penobscot	335	362	487	495	451
Piscataquis	301	358	607	450	521
Washington	347	341	458	493	522
-STATE TOTAL-	411	430	498	519	517

\*Does not include URESA cases

SUPERIOR COURT  
 CIVIL CASEFLOW TIME REPORT \*  
 1 9 8 1

REGION I	NUMBER OF CASES FROM FILING OR REFILING TO PRE-TRIAL MEMO						NUMBER OF CASES FROM PRE-TRIAL MEMO TO PRE-TRIAL CONFERENCE					
	0-90 Days	91-180 Days	181-270 Days	271 - 1 yr.	1 yr.- Up	Average # of Days	0-90 Days	91-180 Days	181-270 Days	271 - 1 yr.	1 yr.- Up	Average # of Days
Cumberland	33	35	29	14	73	387	17	36	50	38	32	306
Lincoln	11	6	6	3	7	299	22	1	3	-	-	78
Sagadahoc	9	3	6	-	13	358	14	8	1	-	1	96
York	55	39	34	21	67	324	38	100	13	7	9	152
REGION II												
Androscoggin	47	33	25	23	59	346	16	30	40	14	19	256
Franklin	15	10	7	6	12	278	16	12	8	-	3	183
Kennebec	36	38	28	22	50	305	64	41	6	5	3	112
Knox	11	13	6	5	17	360	9	14	9	1	9	236
Oxford	3	4	1	1	5	278	6	2	2	2	1	183
Somerset	3	3	2	5	8	427	10	7	-	1	2	142
Waldo	4	13	4	3	12	461	9	12	8	3	-	152
REGION III												
Aroostook	43	26	17	9	27	268	52	23	2	5	5	128
Hancock	10	7	10	2	14	341	15	10	4	-	2	135
Penobscot	16	12	12	9	13	274	11	43	3	2	3	146
Piscataquis	2	2	4	1	1	281	-	1	2	1	1	280
Washington	14	13	3	9	16	335	17	24	4	2	1	122
-STATE TOTAL-	312	257	194	133	394	331	316	364	155	81	91	184

\* Does not include URESA cases

SUPERIOR COURT

CIVIL CASEFLOW TIME REPORT\*

1 9 8 1

REGION I	NUMBER OF CASES FROM PRE-TRIAL CONFERENCE TO JURY TRIAL						NUMBER OF CASES FROM PRE-TRIAL CONFERENCE TO JURY WAIVED TRIAL					
	0-90 Days	91-180 Days	181-270 Days	270 - 1 yr.	1 yr.- Up	Average # of Days	0-90 Days	91-180 Days	181-270 Days	270- 1 yr.	1 yr.- Up	Average # of Days
Cumberland	4	6	6	6	15	375	9	5	3	3	6	288
Lincoln	-	1	2	1	-	213	1	2	2	1	-	188
Sagadahoc	2	-	2	1	1	230	-	2	-	-	-	144
York	1	4	3	4	14	381	7	9	7	2	3	200
REGION II												
Androscoggin	-	-	-	1	15	590	3	2	7	4	3	264
Franklin	-	1	3	1	3	415	2	2	2	-	-	129
Kennebec	2	2	-	3	8	447	7	5	3	-	4	202
Knox	3	1	-	-	4	436	3	4	-	2	2	220
Oxford	-	1	-	-	-	100	-	1	-	1	2	364
Somerset	3	-	-	1	4	406	-	1	-	-	1	341
Waldo	-	1	-	-	4	429	3	1	-	-	-	68
REGION III												
Aroostook	2	1	1	-	2	310	4	2	1	1	-	124
Hancock	-	-	3	-	3	391	3	1	-	-	2	274
Penobscot	3	7	1	1	8	306	7	18	8	2	7	233
Piscataquis	-	-	-	-	-	-	-	-	-	-	-	-
Washington	-	2	1	1	4	419	7	3	-	2	1	182
-STATE TOTAL-	20	27	22	20	85	391	56	58	33	18	31	223

\* Does not include URESA cases

73

Table SC-15  
(Cont.)



SUPERIOR COURT  
CIVIL CASEFLOW TIME REPORT\*  
1 9 8 1

NUMBER OF CASES FROM FILING OR REFILING TO DISPOSITION

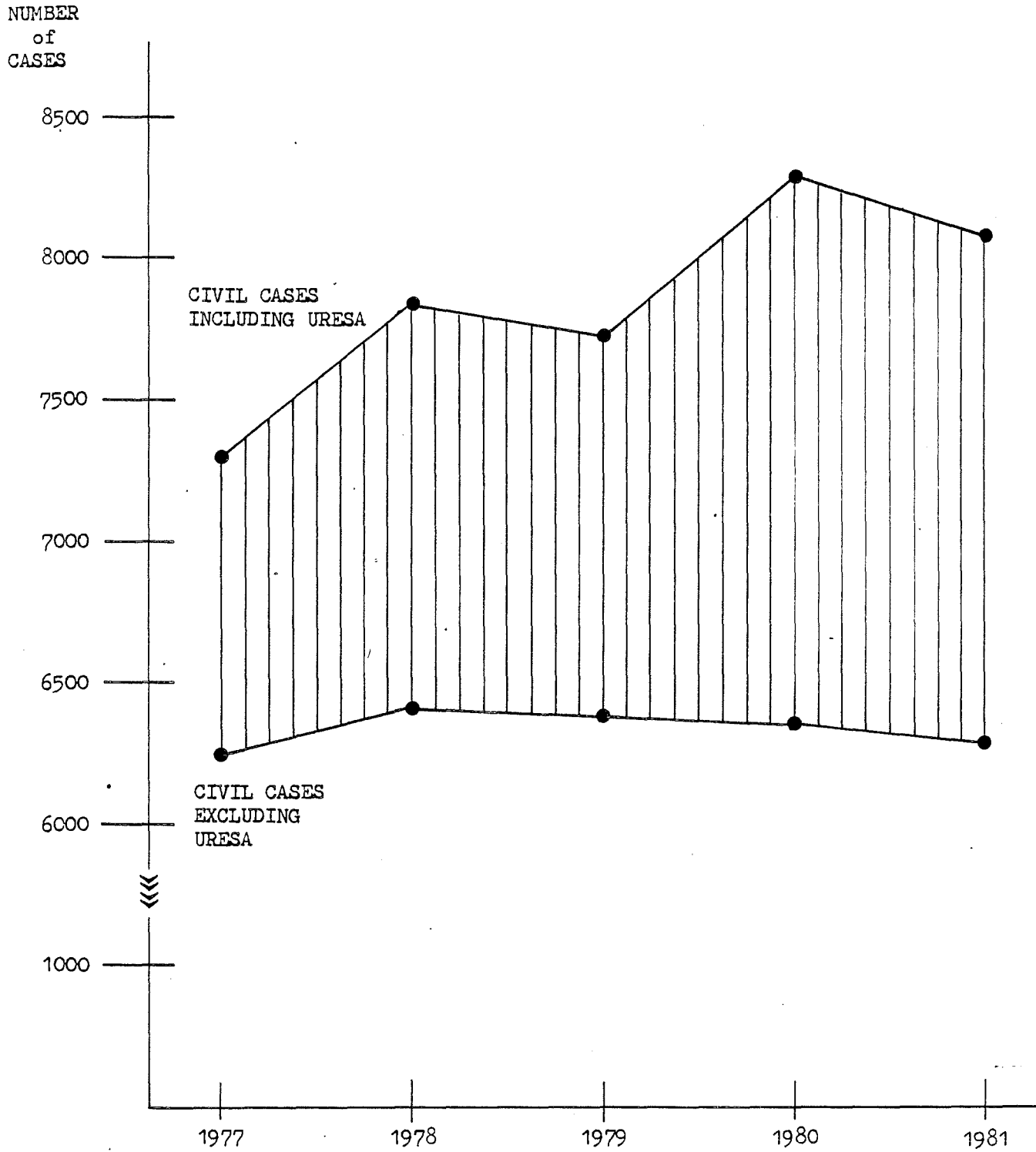
	<u>0-90 Days</u>	<u>91-180 Days</u>	<u>181-270 Days</u>	<u>271 - 1 Yr.</u>	<u>1 Yr.- 2 Yrs.</u>	<u>2 Yrs.- 3 Yrs.</u>	<u>3 Yrs.- 5 Yrs.</u>	<u>5 Yrs. &amp; Up</u>	<u>Average # of Days</u>
REGION I									
Cumberland	350	194	106	106	262	251	101	44	494
Lincoln	16	15	14	9	28	14	5	2	454
Sagadahoc	36	12	13	10	23	24	9	5	499
York	159	98	54	50	118	142	66	10	497
REGION II									
Androscoggin	123	78	40	35	120	135	47	18	549
Franklin	37	14	15	13	24	26	16	8	611
Kennebec	112	89	55	44	142	175	83	6	570
Knox	45	24	12	12	38	54	25	9	612
Oxford	39	43	14	8	22	33	13	4	459
Somerset	80	60	15	26	30	53	15	3	398
Waldo	23	15	12	9	32	29	12	5	589
REGION III									
Aroostook	53	41	30	26	80	72	45	9	583
Hancock	33	22	17	18	38	45	21	5	577
Penobscot	141	76	65	58	148	67	62	7	451
Piscataquis	16	5	6	6	9	5	4	4	521
Washington	52	20	15	16	37	49	21	4	522
-STATE TOTAL-	1315	806	483	446	1151	1174	545	143	517

\* Does not include URESA cases

# SUPERIOR COURT

Civil and URESA Caseload: 1977-1981

Graph SC-16



SUPERIOR COURT  
URESА CASELOAD  
AS A PERCENTAGE OF TOTAL CIVIL FILINGS

	<u>1977</u>	<u>1978</u>	<u>1979</u>	<u>1980</u>	<u>1981</u>
REGION I					
Cumberland	11.3	14.3	14.0	17.3	15.0
Lincoln	15.5	14.0	17.6	18.1	18.4
Sagadahoc	24.3	19.6	22.6	31.5	28.6
York	22.3	25.7	21.6	26.9	24.1
REGION II					
Androscoggin	11.7	14.4	12.8	15.7	16.4
Franklin	17.6	22.4	14.7	21.1	19.5
Kennebec	11.1	10.9	10.9	19.7	19.3
Knox	11.9	22.8	18.9	21.2	23.1
Oxford	19.6	22.1	27.6	31.6	27.4
Somerset	13.9	21.6	17.7	27.7	18.0
Waldo	9.8	17.0	19.2	31.2	30.4
REGION III					
Aroostook	20.0	22.0	24.7	31.7	31.6
Hancock	15.2	13.9	13.6	26.0	23.4
Penobscot	13.1	18.8	16.6	25.3	25.6
Piscataquis	-	13.6	32.0	41.9	40.2
Washington	19.5	26.2	19.2	28.1	31.1
-STATE TOTAL-	14.5	17.8	16.8	23.2	21.6

SUPERIOR COURT  
URESА FILINGS  
BY COURT  
1977 - 1981

	<u>1977</u>	<u>1978</u>	<u>1979</u>	<u>1980</u>	<u>1981</u>	<u>% Chg. 77-81</u>	<u>% Chg. 79-81</u>	<u>% Chg. 80-81</u>
REGION I								
CUMBERLAND	173	245	234	330	282	63.0	20.5	-14.5
LINCOLN	30	24	28	30	30	-	7.1	-
SAGADAHOC	41	40	44	62	55	34.1	25.0	-11.3
YORK	178	222	179	285	254	42.7	41.9	-10.9
REGION II								
ANDROSCOGGIN	81	101	103	117	122	50.6	18.4	4.3
FRANKLIN	26	37	24	42	41	57.7	70.8	-2.4
KENNEBEC	101	100	95	171	151	49.5	58.9	-11.7
KNOX	27	52	50	51	58	114.8	16.0	13.7
OXFORD	48	61	68	98	75	56.3	10.3	-23.5
SOMERSET	52	78	58	104	69	32.7	19.0	-33.7
WALDO	16	34	35	59	51	218.8	45.7	-13.6
REGION III								
AROOSTOOK	97	112	116	167	144	48.5	24.1	-13.8
HANCOCK	50	45	43	79	64	28.0	48.8	-19.0
PENOBSCOT	112	173	156	243	237	111.6	51.9	-2.5
PISCATAQUIS	-	8	24	36	33	-	37.5	8.3
WASHINGTON	37	64	46	70	75	102.7	63.0	7.1
-STATE TOTAL-	1069	1396	1303	1944	1741	62.9	33.6	-10.4

77

Table SC-18

SUPERIOR COURT  
URESAs DISPOSITIONS  
BY COURT  
1977 - 1981

REGION I	<u>1977</u>	<u>1978</u>	<u>1979</u>	<u>1980</u>	<u>1981</u>	<u>% Chg. 77-81</u>	<u>% Chg. 79-81</u>	<u>% Chg. 80-81</u>
CUMBERLAND	116	167	178	221	208	79.3	16.9	-5.9
LINCOLN	26	26	21	29	19	-26.9	-9.5	-34.5
SAGADAHOC	36	39	29	37	48	33.3	65.5	29.7
YORK	167	192	211	220	204	22.2	-3.3	-7.3
REGION II								
ANDROSCOGGIN	82	70	87	91	92	12.2	5.7	1.1
FRANKLIN	24	28	34	29	29	20.8	-14.7	-
KENNEBEC	76	64	74	94	254	234.2	243.2	170.2
KNOX	23	48	48	32	51	121.7	6.3	59.4
OXFORD	28	40	60	91	68	142.9	13.3	-25.3
SOMERSET	68	63	70	94	74	8.8	5.7	-21.3
WALDO	20	31	33	32	53	165.0	60.6	65.6
REGION III								
AROOSTOOK	73	92	148	204	137	87.7	-7.4	-32.8
HANCOCK	48	41	29	53	59	22.9	103.4	11.3
PENOBSCOT	46	106	123	186	117	154.3	-4.9	-37.1
PISCATAQUIS	-	1	12	9	52	-	333.3	477.8
WASHINGTON	30	47	49	45	62	106.7	26.5	37.8
-STATE TOTAL-	863	1055	1206	1467	1527	76.9	26.6	4.1

78

Table SC-19

SUPERIOR COURT  
 URESA PENDING CASELOAD  
 BY COURT  
 1977 - 1981

REGION I	<u>12-31-77</u>	<u>12-31-78</u>	<u>12-31-79</u>	<u>12-31-80</u>	<u>12-31-81</u>	<u>% Chg. 77-81</u>	<u>% Chg. 79-81</u>	<u>% Chg. 80-81</u>
CUMBERLAND	137	215	271	380	454	231.4	67.5	19.5
LINCOLN	18	16	23	24	35	94.4	52.2	45.8
SAGADAHOC	25	26	41	66	73	192.0	78.0	10.6
YORK	111	141	109	174	224	101.8	105.5	28.7
REGION II								
ANDROSCOGGIN	36	67	83	109	139	286.1	67.5	27.5
FRANKLIN	15	24	14	27	39	160.0	178.6	44.4
KENNEBEC	146	182	203	280	177	21.2	-12.8	-36.8
KNOX	27	31	33	52	59	118.5	78.8	13.5
OXFORD	26	47	55	62	69	165.4	25.5	11.3
SOMERSET	36	51	39	49	44	22.2	12.8	-10.2
WALDO	11	14	16	43	41	272.7	156.3	-4.7
REGION III								
AROOSTOOK	75	95	63	26	33	-56.0	-47.6	26.9
HANCOCK	25	29	43	69	74	196.0	72.1	7.2
PENOBSCOT	125	192	225	282	402	221.6	78.7	42.6
PISCATAQUIS	-	7	19	46	27	-	42.1	-41.3
WASHINGTON	22	39	36	61	74	236.4	105.6	21.3
-STATE TOTAL-	835	1176	1273	1750	1964	135.2	54.3	12.2

79

Table SC-20

## CIVIL DEFINITIONS

### Refiling

These are matters which have been previously disposed and which have been brought before the Superior Court for further action, although for statistical purposes, such matters are limited to the following circumstances:

1. When a case remanded to the District Court returns to the Superior Court for further action.
2. When a case appealed to the Law Court returns to the Superior Court for further action.
3. When a mistrial occurs and a second trial is required; when a motion for a new trial is granted; or when a case, for any other reason, requires a trial after its original disposition.
4. When a motion for relief from judgment is granted, or a case is reinstated on the docket after judgment has been entered (Rule 60(b)).

### Type of Case


1. DAMAGES: An action in which claim for relief is based on physical damage to property or reputation.
2. PERSONAL INJURY: An action in which claim for relief is based on physical or mental injury.
3. CONTRACT: An action in which claim for relief arises out of alleged violation of an agreement, including cases commonly referred to as agreements and promissory notes.
4. URESA: (Uniform Reciprocal Enforcement of Support Act): An action resulting from non-payment of support by an individual ordered to pay support by a court.
5. DIVORCE: An action brought in order to dissolve a marriage.
6. TRAFFIC INFRACTION APPEALS: A Superior Court review of a District Court decision under Title 29.
7. HABEAS CORPUS: The demand of a party to be released from alleged illegal confinement. Pursuant to 15 M.R.S.A. § 2129 effective July 1, 1980, petitions for post-conviction relief became criminal proceedings.
8. OTHER APPEALS FROM DISTRICT COURT: A Superior Court review of an action decided in District Court, with the exception of traffic infractions.

9. OTHER: An action which is not included in one of the above categories (e.g., quiet titles, legal separation, mechanic's lien, Rule 80B Appeals).

Type of Disposition

1. DEFAULT JUDGMENT: The justice or clerk of court enters a judgment resulting from the failure of the defendant to take a necessary step under the civil rules.
2. RULE 41(a): A voluntary dismissal of the plaintiff or stipulation of all the parties.
3. RULE 41(b): A dismissal on court order for failure to take significant action in a case for two years.
4. DISMISSAL: A judicial determination of dismissal after a motion and hearing.
5. SUMMARY JUDGMENT: A judgment rendered on the basis of the pleadings.
6. FINAL ORDER: An order entered to dispose of an habitual offender, URESA, reference case, or Proforma Decree.
7. DIVORCE DECREE: A court decree issued to dissolve a marriage.
8. APPEAL SUSTAINED: A judicial decision reversing the judgment entered in the District Court.
9. APPEAL DENIED: A judicial decision upholding the judgment entered in the District Court.
10. WRIT DENIED: Denial of a Writ of Habeas Corpus.
11. WRIT GRANTED: Granting of a Writ of Habeas Corpus.
12. COURT FINDING: A judgment entered by a justice in a court (jury waived) trial.
13. JURY VERDICT: A disposition rendered by a jury.
14. DIRECTED VERDICT: A direction by the justice to the jury to make a specific finding.
15. MULTIPLE JUDGMENTS: Cases consolidated for jury or jury waived trial.
16. OTHER: A disposition which is not included in one of the above categories (e.g., change of venue).





SUPERIOR COURT

CRIMINAL

CASELOAD STATISTICS



## CRIMINAL CASELOAD

### Introduction

Criminal caseload in the Superior Court may be counted by either docket number or defendant number. When counted by docket number, the actual number of cases assigned a docket number is accurately reflected. However, some courts report multiple-defendant cases more frequently than others, due to differing District Attorney practices, resulting in docket numbers which contain more than one defendant. From a statewide perspective, the issue is not particularly significant, since caseload measured by number of defendants is only about 4% higher than when calculated by docket number. The core analyses of filings, dispositions, and pending caseloads are counted by docket number, as are the types of cases including appeals, transfers, indictments, etc. However, classes of charges are counted by defendant, as are types of dispositions and trials. The latter two items are counted by defendant because of the likelihood for the multiple defendants included in a single docket number to be tried and/or disposed of in different manners.

In addition, it should be noted that all figures reflecting filings also include refilings, which are cases which were previously disposed, but have returned to the Superior Court for further action. The specific circumstances under which an action is considered a refile appears on page 140. Refilings constitute approximately 2% of total filings and refilings.

### Table SC-21: Criminal Caseload Analysis

This table traces Superior Court criminal caseload since 1979, and pictures the effect of filings/dispositions ratios upon pending caseloads. Courts can effectively address "backlog" only when dispositions repeatedly exceed incoming filings; during 1979, only one court was able to accomplish this, while six courts were able to do so in 1981, and only Penobscot was able to dispose of more cases than were filed during two successive years. Nonetheless, all Superior Courts reported higher pending caseloads by the end of

1981 than at the beginning of 1979. Statewide, there was an increase of 1334 pending cases during this period, primarily attributable to the five largest courts (Cumberland, York, Androscoggin, Kennebec, and Penobscot).

Table SC-22: Criminal Filings Summary

This table presents criminal filings from 1977 to 1981. With the exception of a slight decrease in 1978, criminal case-load has risen rather steadily over the past five years, to a high of 9162 during 1981. The largest increase occurred from 1978 to 1979, when filings increased by almost 11%, although this rate of increase has gradually subsided to its current level of 3.4% during the past year. However, there have been marked differences between courts, ranging from a 106.7% increase in Franklin to a decrease of 57% in Hancock. In terms of volume, Cumberland and York recorded 688 and 546 more filings respectively in 1981 than in 1977.

Table SC-23: Criminal Dispositions Summary

Criminal dispositions are presented in this table, which indicates the remarkable extent to which dispositions have increased in order to keep up with rises in incoming filings. In fact, the only courts experiencing decreases in dispositions were those in which filings also dropped during the 1977 to 1981 period. Franklin saw the greatest increase in dispositions (126.5%) although the rate of increase has diminished considerably during the past year. Statewide, dispositions rose by 32% from 1977 to 1980, compared to a filing increase of 17.6% during the same period, although dispositions have dropped off slightly during the past year.

Graph SC-24: Criminal Filings and Dispositions

This is a graphic portrayal of the relationship between filings and dispositions, and demonstrates the degree to which dispositions have increasingly been able to "catch up" with incoming filings during the past two years.

Table SC-25: Criminal Pending Caseload Summary

This table exemplifies the positive results which are realized when dispositions gradually begin to meet the demand of new case filings. From 1979 to 1980, pending caseload increased by a mere .2% as a result of the Superior Court's ability to dispose of only 9 less cases than were filed during 1980. However, when dispositions fell 433 short of incoming filings in 1981, the end result was almost a 10% increase in pending caseload during this one-year period.

Graph SC-26: Criminal Pending Caseload

This graph illustrates the rise in pending caseload since 1977, indicating the degree to which increases in pending caseload have tapered off since 1980.

Table SC-27: Percentage of Criminal Filings by Type of Case

This table summarizes criminal filings for each type of case. The most significant changes involve transfers, which now have assumed over 44% of the total criminal caseload, and indictments, which have dropped from the 1977 level.

Table SC-28: Criminal Filings and Dispositions by Type of Case

This table provides specific detail for each court's filings and dispositions by type of case from 1977 through 1981. (Case type definitions appear on page 140.)

Table SC-29: Criminal Filings by Type of Recording Method

This table compares cases counted by both docket number and defendant. As discussed in the introduction on page , caseload measured by number of defendants is only about 4% higher than when calculated by docket number. However, this table demonstrates the variation among courts, ranging from no difference in Lincoln, Waldo, and Piscataquis to 15.5% and 10.4% differences in Washington and Androscoggin respectively.

Table SC-30: Percentage of Criminal Filings by Class of Charge

This table summarizes criminal filings for each class of charge. The most significant change involves Title 29 cases, which comprised over 36% of the total 1981 criminal caseload.

Table SC-31: Criminal Filings and Dispositions by Class of Charge

This table provides specific detail for each court's filings and dispositions by class of charge from 1977 through 1981.

Table SC-32: Criminal Pending Caseload and Outstanding Warrants of Arrest

This table was prepared in order to document the effect of outstanding warrants of arrests upon criminal pending caseload. In general, the assumption has been made that pending caseload serves as an obvious indication of a court's ability or inability to efficiently dispose of cases in relationship to incoming workload. However, in numerous instances, cases may be filed in the Superior Court which cannot be processed because a warrant issued for the defendant is not or cannot be served. Thus it may be unfair to hold courts solely responsible for increases in pending caseload which in fact may be beyond their control.

Certainly the effect of outstanding warrants upon pending caseload varies considerably throughout the state. Statewide, 28.3% of all criminal pending caseload appears to be a result of outstanding warrants, but this varies widely, from less than 15% in Sagadahoc, Franklin, and Piscataquis to over 40% in Somerset and Waldo.

Table SC-33: Criminal Disposition by Type of Disposition

This table details the types of dispositions for each court during the last three years. (Disposition definitions appear on page 141.) Significantly, over 50% of all defendants were convicted by way of a guilty plea during 1981, and cases dismissed by the District Attorney accounted for an additional 32.8% of all dispositions.

Table SC-34: Criminal Trial Summary

This table presents criminal jury and jury waived trials during the past two years and compares them to total dispositions. There were 468 criminal jury trials during 1981, 28 less than reported in 1980, although the number of trial days was still relatively high.

Table SC-35: Criminal Trials by Type of Case

Jury and jury waived trials are reported in this table by type of case. Almost 12% of all indictments resulted in a jury trial in 1981; this is derived by combining the boundovers, which were initially filed in Superior Court as such but which resulted in indictments, with the indictments figures. Jury trials were held in only 4.5% of all transfer cases during 1981.

Table SC-36: Criminal Caseload Time Report - Average Time to Disposition

This table portrays the average time required for indictments, transfers, and appeals to move through the Superior Court. Indictments took an average of 143 days to move from first appearance to disposition, an increase from the 1979 figures; transfers experienced a similar trend in moving from filing to disposition. While appeals consumed more time, the number of days required has not changed significantly during the past three years. When reviewing this table for individual courts, Table SC-37 should also be consulted, since smaller courts may have had few cases from which to calculate an average.

Table SC-37: Criminal Caseload Time Report - Actual Time to Jury Trial and Disposition

This table shows the number of cases requiring various amounts of time to proceed to jury trial and to disposition. Cases are listed under timeframes of 0-30 days, 31-60 days, 61-90 days, 91-120 days, and 121 days-up. Statewide, over 60% of all indictments, transfers, and appeals required over 121 days to reach a jury trial.



Criminal Definitions

This summary explains refilings, types of cases, and types of dispositions for civil cases.

SUPERIOR COURT  
 CRIMINAL CASELOAD ANALYSIS  
 COUNTED BY DOCKET NUMBER  
 1979 - 1981

	<u>1979</u>				<u>1980</u>				<u>1981</u>			
	<u>Pending 1-1-79</u>	<u>Filings &amp; Refilings</u>	<u>Dispo- sitions</u>	<u>Pending 12-31-79</u>	<u>Pending 1-1-80</u>	<u>Filings &amp; Refilings</u>	<u>Dispo- sitions</u>	<u>Pending 12-31-80</u>	<u>Pending 1-1-81</u>	<u>Filings &amp; Refilings</u>	<u>Dispo- sitions</u>	<u>Pending 12-31-81</u>
REGION I												
CUMBERLAND	690	1410	1311	789	789	1650	1719	720	720	1946	1642	1024
LINCOLN	61	201	191	71	71	228	217	82	82	284	266	100
SAGadahoc	49	142	130	61	61	304	242	123	123	251	266	108
YORK	340	811	607	544	544	1125	1165	504	504	1186	1043	647
REGION II												
ANDROSCOGGIN	234	479	430	283	283	552	438	397	397	442	474	365
FRANKLIN	102	318	285	135	135	438	408	165	165	430	419	176
KENNEBEC	335	806	680	461	461	713	745	429	429	696	695	430
KNOX	158	286	284	160	160	380	351	189	189	364	385	168
OXFORD	126	262	225	163	163	326	299	190	190	306	295	201
SOMERSET	295	768	719	344	344	975	1032	287	287	1014	971	330
WALDO	94	189	115	168	168	138	192	114	114	219	206	127
REGION III												
AROOSTOOK	426	769	765	430	430	673	660	443	443	785	812	416
HANCOCK	147	221	236	132	132	199	202	129	129	207	198	138
PENOBSCOT	292	1207	1048	451	451	848	859	440	440	682	721	401
PISCATAQUIS	64	132	123	73	73	137	84	126	126	112	140	98
WASHINGTON	147	255	215	187	187	185	249	123	123	238	196	165
-STATE TOTAL-	3560	8256	7364	4452	4452	8871	8862	4461	4461	9162	8729	4894

SUPERIOR COURT  
 CRIMINAL FILINGS SUMMARY\*  
 COUNTED BY DOCKET NUMBER  
 1977 - 1981

REGION I	<u>1977</u>	<u>1978</u>	<u>1979</u>	<u>1980</u>	<u>1981</u>	<u>% Chg.</u> <u>77-81</u>	<u>% Chg.</u> <u>79-81</u>	<u>% Chg.</u> <u>80-81</u>
CUMBERLAND	1258	1277	1410	1650	1946	54.7	38.0	17.9
LINCOLN	169	187	201	228	284	68.0	41.3	24.6
SAGADAHOC	177	163	142	304	251	41.8	76.8	-17.4
YORK	640	695	811	1125	1186	85.3	46.2	5.4
REGION II								
ANDROSCOGGIN	440	480	479	552	442	.5	-7.7	-19.9
FRANKLIN	208	301	318	438	430	106.7	35.2	-1.8
KENNEBEC	739	772	806	713	696	-5.8	-13.6	-2.4
KNOX	274	277	286	380	364	32.8	27.3	-4.2
OXFORD	318	290	262	326	306	-3.8	16.8	-6.1
SOMERSET	593	568	768	975	1014	71.0	32.0	4.0
WALDO	239	210	189	138	219	-8.4	15.9	58.7
REGION III								
AROOSTOOK	1052	851	769	673	785	-25.4	2.1	16.6
HANCOCK	481	212	221	199	207	-57.0	-6.3	4.0
PENOBSCOT	866	781	1207	848	682	-21.2	-43.5	-19.6
PISCATAQUIS	129	122	132	137	112	-13.2	-15.2	-18.2
WASHINGTON	208	263	255	185	238	14.4	-6.7	28.6
-STATE TOTAL-	7791	7449	8256	8871	9162	17.6	11.0	3.4

\* Includes refileings

SUPERIOR COURT  
 CRIMINAL DISPOSITIONS SUMMARY\*  
 COUNTED BY DOCKET NUMBER  
 1977 - 1981

REGION I	<u>1977</u>	<u>1978</u>	<u>1979</u>	<u>1980</u>	<u>1981</u>	<u>% Chg. 77-81</u>	<u>% Chg. 79-81</u>	<u>% Chg. 80-81</u>
CUMBERLAND	979	1213	1311	1719	1642	67.7	25.2	-4.5
LINCOLN	152	197	191	217	266	75.0	39.3	22.6
SAGADAHOC	155	160	130	242	266	71.6	104.6	9.9
YORK	577	638	607	1165	1043	80.8	71.8	-10.5
REGION II								
ANDROSCOGGIN	374	433	430	438	474	26.7	10.2	8.2
FRANKLIN	185	308	285	408	419	126.5	47.0	2.7
KENNEBEC	599	756	680	745	695	16.0	2.2	-6.7
KNOX	207	266	284	351	385	86.0	35.6	9.7
OXFORD	267	320	225	299	295	10.5	31.1	-1.3
SOMERSET	493	481	719	1032	971	97.0	35.0	-5.9
WALDO	237	197	115	192	206	-13.1	79.1	7.3
REGION III								
AROOSTOOK	904	914	765	660	812	-10.2	6.1	23.0
HANCOCK	437	279	236	202	198	-54.7	-16.1	-2.0
PENOBSCOT	766	837	1048	859	721	-5.9	-31.2	-16.1
PISCATAQUIS	111	133	123	84	140	26.1	13.8	66.7
WASHINGTON	148	217	215	249	196	32.4	-8.8	-21.3
-STATE TOTAL-	6591	7349	7364	8862	8729	32.4	18.5	-1.5

\* Includes refilings

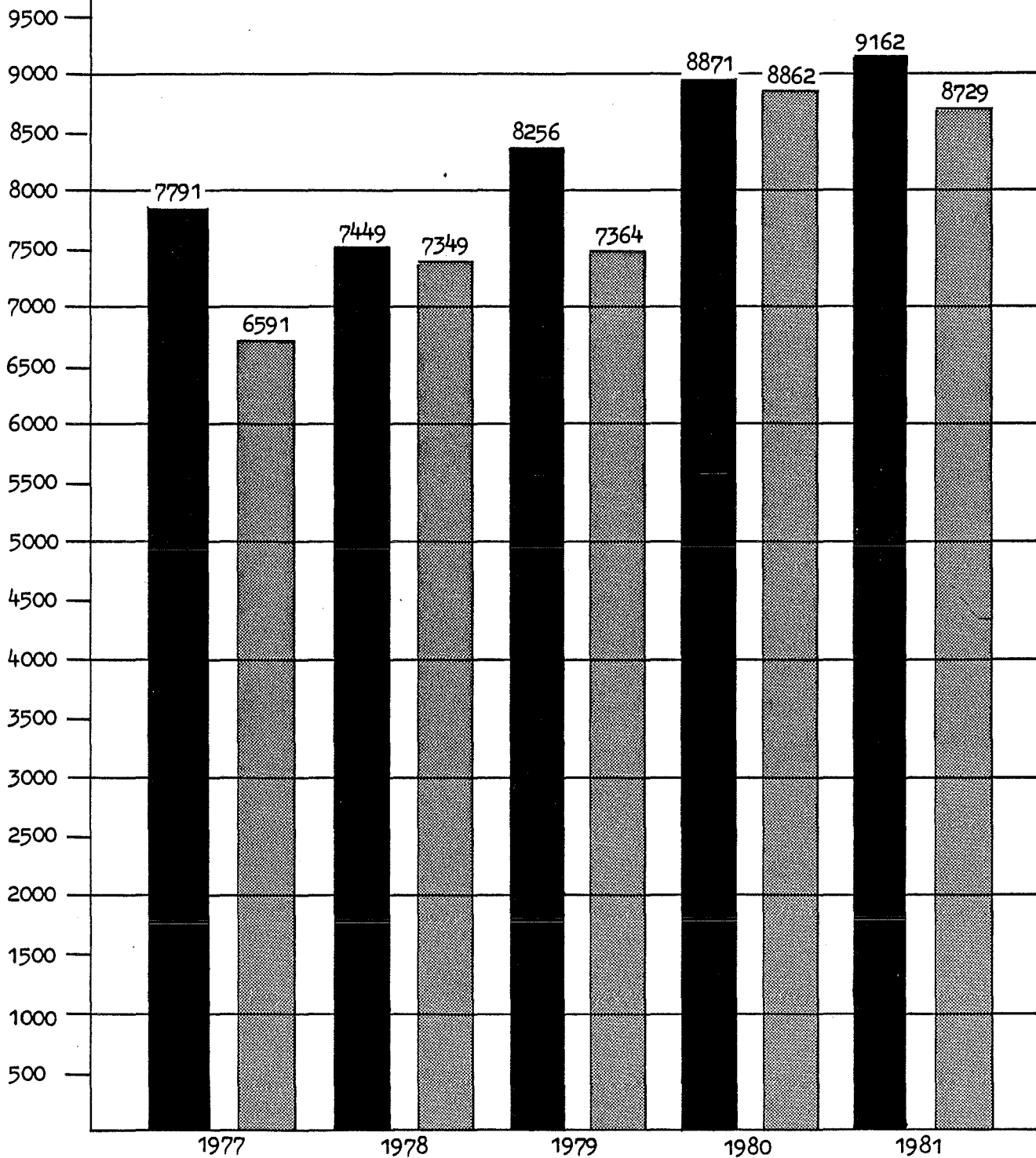
# SUPERIOR COURT


## Criminal Filings and Dispositions\*: 1977-1981


Graph SC-24

NUMBER  
OF  
CASES

\* counted by docket number



 Filings and Refilings

 Dispositions

SUPERIOR COURT  
CRIMINAL PENDING CASELOAD SUMMARY \*  
COUNTED BY DOCKET NUMBER

1977 - 1981

	<u>12-31-77</u>	<u>12-31-78</u>	<u>12-31-79</u>	<u>12-31-80</u>	<u>12-31-81</u>	<u>% Chg.</u> <u>77-81</u>	<u>% Chg.</u> <u>79-81</u>	<u>% Chg.</u> <u>80-81</u>
REGION I								
CUMBERLAND	626	690	789	720	1024	63.6	29.8	42.2
LINCOLN	71	61	71	82	100	40.8	40.8	22.0
SAGADAHOC	46	49	61	123	108	134.8	77.0	-12.2
YORK	283	340	544	504	647	128.6	18.9	28.4
REGION II								
ANDROSCOGGIN	187	234	283	397	365	95.2	29.0	-8.1
FRANKLIN	109	102	135	165	176	61.5	30.4	6.7
KENNEBEC	319	335	461	429	430	34.8	-6.7	.2
KNOX	147	158	160	189	168	14.3	5.0	-11.1
OXFORD	156	126	163	190	201	28.8	23.3	5.8
SOMERSET	208	295	344	287	330	58.7	-4.1	15.0
WALDO	81	94	168	114	127	56.8	-24.4	11.4
REGION III								
AROOSTOOK	489	426	430	443	416	-14.9	-3.3	-6.1
HANCOCK	214	147	132	129	138	-35.5	4.5	7.0
PENOBSCOT	348	292	451	440	401	15.2	-11.1	-8.9
PISCATAQUIS	75	64	73	126	98	30.7	34.2	-22.2
WASHINGTON	101	147	187	123	165	63.4	-11.8	34.1
-STATE TOTAL-	3460	3560	4452	4461	4894	41.4	9.9	9.7

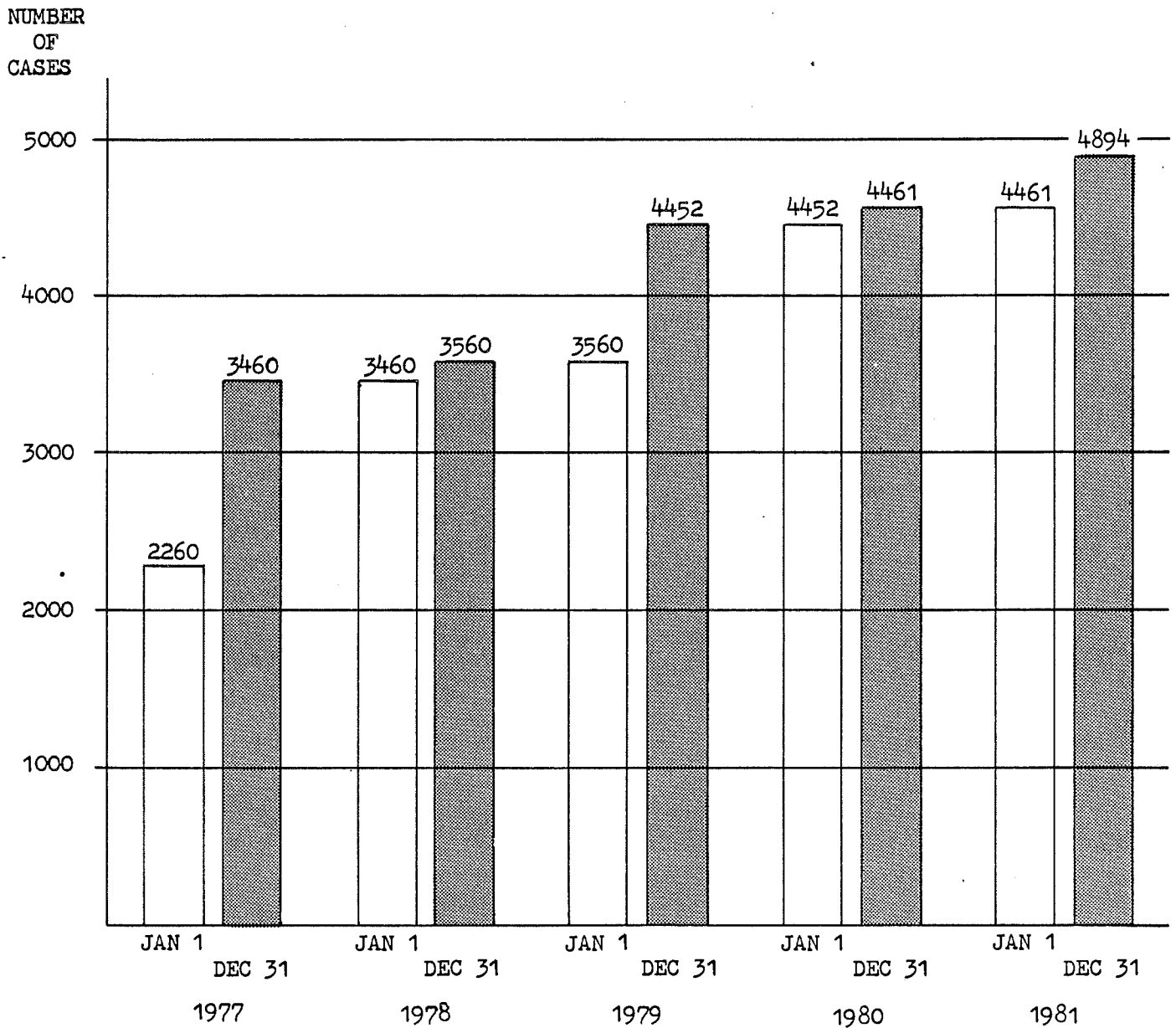
\*Includes refileings

Table SC-25

# SUPERIOR COURT

## Criminal Pending Caseload\* 1977-1981

Graph SC-26



\* counted by docket number

## SUPERIOR COURT

## PERCENTAGE OF CRIMINAL FILINGS

## BY TYPE OF CASE\*

1977 - 1981

<u>TYPE OF CASE</u>	<u>1977</u>	<u>1978</u>	<u>1979</u>	<u>1980</u>	<u>1981</u>
Bail Review	2.2	3.4	2.4	2.6	2.3
Transfer	35.5	36.0	43.7	45.4	44.3
Appeal	13.1	12.4	12.6	8.8	8.0
Boundover	7.9	4.6	5.1	4.8	5.9
Indictment	33.0	33.0	27.3	25.6	25.9
Information	5.9	7.3	6.0	9.1	9.4
Juvenile Appeal	1.5	1.7	.5	.7	.3
Other	.8	1.6	2.2	3.0	3.9
-TOTAL-	100.0	100.0	100.0	100.0	100.0

\*Includes refilings  
Counted by docket number

(Percentages may not total 100.0 due to rounding)



SUPERIOR COURT  
 CRIMINAL FILINGS AND DISPOSITIONS  
 BY TYPE OF CASE\*  
 1977 - 1981

- STATE TOTAL -	FILINGS					DISPOSITIONS				
	<u>1977</u>	<u>1978</u>	<u>1979</u>	<u>1980</u>	<u>1981</u>	<u>1977</u>	<u>1978</u>	<u>1979</u>	<u>1980</u>	<u>1981</u>
BAIL REVIEW	172	251	200	234	209	158	257	201	232	213
TRANSFER	2769	2678	3611	4026	4063	2320	2642	2993	4152	3909
APPEAL	1022	926	1043	781	732	840	905	981	888	734
BOUND OVER	614	346	422	430	545	547	457	370	363	464
INDICTMENT	2570	2455	2255	2267	2372	2120	2317	2132	2203	2242
INFORMATION	458	543	499	804	859	445	554	490	802	856
JUVENILE APPEAL	120	129	43	61	29	105	127	60	43	42
OTHER	66	121	183	268	353	56	90	137	179	269
-TOTAL-	7791	7449	8256	8871	9162	6591	7349	7364	8862	8729

\*.Counted by docket number

.Includes re filings

Refer to definitions appearing on page 140 of this report

SUPERIOR COURT  
CRIMINAL FILINGS AND DISPOSITIONS  
BY TYPE OF CASE\*  
1977 - 1981

ANDROSCOGGIN	FILINGS					DISPOSITIONS				
	1977	1978	1979	1980	1981	1977	1978	1979	1980	1981
BAIL REVIEW	10	4	2	8	8	10	4	2	8	8
TRANSFER	102	122	112	170	135	74	125	94	107	170
APPEAL	57	28	33	39	27	44	34	26	28	31
BOUND OVER	27	19	26	40	20	14	27	14	28	22
INDICTMENT	200	267	267	227	185	195	202	258	213	178
INFORMATION	31	31	30	20	42	30	32	29	21	42
JUVENILE APPEAL	10	6	1	12	3	5	6	5	9	4
OTHER	3	3	8	36	22	2	3	2	24	19
-TOTAL-	440	480	479	552	442	374	433	430	438	474

AROOSTOOK	1977	1978	1979	1980	1981	1977	1978	1979	1980	1981
BAIL REVIEW	31	34	34	19	44	29	34	35	20	44
TRANSFER	527	399	461	373	390	426	474	397	371	415
APPEAL	104	93	88	79	76	86	101	78	69	102
BOUND OVER	138	63	84	72	87	138	71	87	64	77
INDICTMENT	173	184	70	80	115	141	155	136	97	101
INFORMATION	58	65	27	36	53	55	68	27	34	56
JUVENILE APPEAL	20	10	2	1	2	27	8	2	2	2
OTHER	1	3	3	13	18	2	3	3	3	15
-TOTAL-	1052	851	769	673	785	904	914	765	660	812

\*Counted by docket number  
.Includes refilings

SUPERIOR COURT  
CRIMINAL FILINGS AND DISPOSITIONS  
BY TYPE OF CASE\*  
1977 - 1981

CUMBERLAND	FILINGS					DISPOSITIONS				
	1977	1978	1979	1980	1981	1977	1978	1979	1980	1981
BAIL REVIEW	63	87	64	94	72	61	87	66	91	75
TRANSFER	346	372	499	546	708	225	337	471	637	535
APPEAL	176	166	170	127	121	119	152	173	184	97
BOUND OVER	42	19	14	16	11	60	31	18	13	16
INDICTMENT	490	471	460	576	686	387	434	407	522	608
INFORMATION	83	108	119	203	231	78	114	115	205	227
JUVENILE APPEAL	34	19	6	5	4	23	30	7	7	-
OTHER	24	35	78	83	113	26	28	54	60	84
-TOTAL-	1258	1277	1410	1650	1946	979	1213	1311	1719	1642

86

FRANKLIN

BAIL REVIEW	4	19	1	1	1	4	19	1	1	1
TRANSFER	104	137	183	292	272	63	143	154	272	268
APPEAL	44	47	35	28	26	37	55	37	26	29
BOUND OVER	8	10	16	12	18	7	6	17	13	12
INDICTMENT	24	44	49	55	59	52	39	42	48	53
INFORMATION	19	38	22	44	54	19	37	23	44	54
JUVENILE APPEAL	5	6	12	2	-	3	9	11	3	-
OTHER	-	-	-	4	-	-	-	-	1	2
-TOTAL-	208	301	318	438	430	185	308	285	408	419

\*Counted by docket number  
.Includes refilings

SUPERIOR COURT  
 CRIMINAL FILINGS AND DISPOSITIONS  
 BY TYPE OF CASE\*  
 1977 - 1981

HANCOCK	FILINGS					DISPOSITIONS				
	1977	1978	1979	1980	1981	1977	1978	1979	1980	1981
BAIL REVIEW	1	1	-	1	-	1	1	-	1	-
TRANSFER	285	107	100	73	62	287	171	100	74	69
APPEAL	52	24	24	32	27	15	30	48	35	26
BOUND OVER	16	7	13	6	12	16	7	10	11	9
INDICTMENT	69	50	71	73	78	63	48	63	68	77
INFORMATION	46	11	11	11	18	44	13	11	11	15
JUVENILE APPEAL	6	1	1	2	4	5	1	2	2	1
OTHER	6	11	1	1	6	6	8	2	-	1
-TOTAL-	481	212	221	199	207	437	279	236	202	198

69

KENNEBEC	1977	1978	1979	1980	1981	1977	1978	1979	1980	1981
BAIL REVIEW	34	41	14	28	25	26	46	14	28	27
TRANSFER	141	177	272	302	283	103	151	184	335	269
APPEAL	67	73	92	58	67	73	63	69	62	68
BOUND OVER	44	22	19	15	13	52	30	20	13	9
INDICTMENT	410	396	338	218	197	304	414	334	235	204
INFORMATION	34	47	32	39	55	32	46	32	38	56
JUVENILE APPEAL	7	6	7	11	3	8	2	6	5	15
OTHER	2	10	32	42	53	1	4	21	29	47
-TOTAL-	739	772	806	713	696	599	756	680	745	695

\*Counted by docket number  
 .Includes refileings

Table SC-28  
 (Cont.)

SUPERIOR COURT  
 CRIMINAL FILINGS AND DISPOSITIONS  
 BY TYPE OF CASE\*  
 1977 - 1981

	FILINGS					DISPOSITIONS				
	1977	1978	1979	1980	1981	1977	1978	1979	1980	1981
KNOX										
BAIL REVIEW	3	4	5	15	6	3	4	5	15	6
TRANSFER	44	90	127	181	178	41	75	114	158	202
APPEAL	81	61	42	53	30	63	60	61	56	32
BOUND OVER	46	27	17	34	35	28	33	28	22	29
INDICTMENT	83	75	84	65	69	56	83	56	73	74
INFORMATION	5	11	6	17	32	5	9	8	17	31
JUVENILE APPEAL	6	6	1	3	-	7	1	6	1	2
OTHER	6	3	4	12	14	4	1	6	9	9
-TOTAL-	274	277	286	380	364	207	266	284	351	385
LINCOLN										
BAIL REVIEW	1	2	1	-	1	1	2	1	-	1
TRANSFER	31	34	107	148	163	35	40	74	138	153
APPEAL	69	52	37	16	39	64	57	36	20	33
BOUND OVER	8	13	12	10	22	8	12	14	8	18
INDICTMENT	44	64	26	38	31	32	64	47	32	34
INFORMATION	5	9	15	12	24	3	11	15	12	24
JUVENILE APPEAL	10	9	-	1	-	8	10	-	2	-
OTHER	1	4	3	3	4	1	1	4	5	3
-TOTAL-	169	187	201	228	284	152	197	191	217	266

\*Counted by docket number  
 .Includes re filings

100

Table SC-28  
 (Cont.)

SUPERIOR COURT  
 CRIMINAL FILINGS AND DISPOSITIONS  
 BY TYPE OF CASE\*  
 1977 - 1981

OXFORD	FILINGS					DISPOSITIONS				
	1977	1978	1979	1980	1981	1977	1978	1979	1980	1981
BAIL REVIEW	2	3	9	5	5	2	3	9	5	5
TRANSFER	87	95	86	125	120	65	112	65	97	125
APPEAL	39	33	47	37	30	27	40	39	46	25
BOUNDOVER	53	19	19	13	52	49	31	18	12	31
INDICTMENT	92	88	85	98	70	79	85	75	101	76
INFORMATION	41	42	14	36	22	42	41	14	36	22
JUVENILE APPEAL	4	9	2	5	-	3	8	4	-	4
OTHER	-	1	-	7	7	-	-	1	2	7
-TOTAL-	318	290	262	326	306	267	320	225	299	295

101

PENOBSBOT										
BAIL REVIEW	9	37	35	24	10	7	39	35	23	8
TRANSFER	375	324	597	307	183	325	352	494	364	234
APPEAL	87	110	208	128	94	89	96	192	129	111
BOUNDOVER	45	22	19	26	29	39	28	17	20	29
INDICTMENT	331	224	310	302	305	290	268	267	275	293
INFORMATION	18	20	30	34	26	15	21	29	33	26
JUVENILE APPEAL	-	33	4	2	5	-	28	6	3	1
OTHER	1	11	4	25	30	1	5	8	12	19
-TOTAL-	866	781	1207	848	682	766	837	1048	859	721

\*Counted by docket number  
 .Includes refileings

SUPERIOR COURT  
 CRIMINAL FILINGS AND DISPOSITIONS  
 BY TYPE OF CASE\*  
 1977 - 1981

PISCATAQUIS	FILINGS					DISPOSITIONS				
	<u>1977</u>	<u>1978</u>	<u>1979</u>	<u>1980</u>	<u>1981</u>	<u>1977</u>	<u>1978</u>	<u>1979</u>	<u>1980</u>	<u>1981</u>
BAIL REVIEW	1	1	1	-	-	1	1	1	-	-
TRANSFER	79	56	51	52	46	71	72	51	27	56
APPEAL	5	6	29	14	13	5	7	21	8	22
BOUND OVER	9	12	9	16	17	9	13	10	11	15
INDICTMENT	24	36	39	48	19	16	26	38	32	34
INFORMATION	5	5	-	5	11	6	5	-	5	10
JUVENILE APPEAL	1	6	2	1	-	-	7	2	1	-
OTHER	5	-	1	1	6	3	2	-	-	3
-TOTAL-	129	122	132	137	112	111	133	123	84	140

SAGADAHOC	<u>1977</u>	<u>1978</u>	<u>1979</u>	<u>1980</u>	<u>1981</u>	<u>1977</u>	<u>1978</u>	<u>1979</u>	<u>1980</u>	<u>1981</u>
BAIL REVIEW	-	-	-	3	2	-	-	-	3	2
TRANSFER	38	22	61	161	116	37	23	43	118	118
APPEAL	64	63	30	41	40	52	69	30	40	44
BOUND OVER	31	17	15	25	26	20	27	7	12	35
INDICTMENT	23	44	24	49	37	25	26	39	42	39
INFORMATION	18	12	8	23	24	18	12	6	25	24
JUVENILE APPEAL	2	3	-	-	2	2	1	2	-	2
OTHER	1	2	4	2	4	1	2	3	2	2
-TOTAL-	177	163	142	304	251	155	160	130	242	266

\*Counted by docket number  
 .Includes re filings

SUPERIOR COURT  
 CRIMINAL FILINGS AND DISPOSITIONS  
 BY TYPE OF CASE\*  
 1977 - 1981

SOMERSET	FILINGS					DISPOSITIONS				
	1977	1978	1979	1980	1981	1977	1978	1979	1980	1981
BAIL REVIEW	5	9	20	26	23	5	8	18	27	24
TRANSFER	232	295	523	651	751	216	192	453	727	702
APPEAL	48	29	16	18	15	47	24	26	17	12
BOUND OVER	14	20	23	16	32	9	20	21	22	25
INDICTMENT	265	160	96	132	87	191	185	117	113	103
INFORMATION	23	39	75	115	80	23	39	74	114	81
JUVENILE APPEAL	1	5	-	5	4	-	4	2	5	2
OTHER	5	11	15	12	22	2	9	8	7	22
-TOTAL-	593	568	768	975	1014	493	481	719	1032	971

WALDO	1977	1978	1979	1980	1981	1977	1978	1979	1980	1981
BAIL REVIEW	5	2	-	1	-	5	2	-	1	-
TRANSFER	73	98	56	35	73	86	85	42	49	70
APPEAL	21	16	22	5	8	20	20	16	8	11
BOUND OVER	36	18	18	13	30	25	33	7	22	20
INDICTMENT	81	52	78	51	78	78	35	38	87	68
INFORMATION	16	17	5	18	19	17	17	5	17	20
JUVENILE APPEAL	6	-	1	8	-	6	-	1	-	8
OTHER	1	7	9	7	11	-	5	6	8	9
-TOTAL-	239	210	189	138	219	237	197	115	192	206

\*Counted by docket number  
 .Includes refileings



SUPERIOR COURT  
 CRIMINAL FILINGS AND DISPOSITIONS  
 BY TYPE OF CASE\*  
 1977 - 1981

	FILINGS					DISPOSITIONS				
	1977	1978	1979	1980	1981	1977	1978	1979	1980	1981
WASHINGTON										
BAIL REVIEW	1	1	1	-	-	1	1	1	-	-
TRANSFER	64	98	75	56	49	45	69	68	91	44
APPEAL	39	65	51	27	27	33	48	54	37	30
BOUND OVER	18	11	30	15	23	9	17	24	21	15
INDICTMENT	71	62	77	67	106	49	52	48	81	77
INFORMATION	8	16	19	15	16	7	17	19	15	14
JUVENILE APPEAL	3	1	-	2	1	2	2	-	2	1
OTHER	4	9	2	3	16	2	11	1	2	15
-TOTAL-	208	263	255	185	238	148	217	215	249	196
YORK										
BAIL REVIEW	2	6	13	9	12	2	6	13	9	12
TRANSFER	241	252	301	554	534	221	221	189	587	479
APPEAL	69	60	119	79	92	66	49	75	123	61
BOUND OVER	79	47	88	101	118	64	71	58	71	102
INDICTMENT	190	238	181	188	250	162	201	167	184	223
INFORMATION	48	72	86	176	152	51	72	83	175	154
JUVENILE APPEAL	5	9	4	1	1	6	10	4	1	-
OTHER	6	11	19	17	27	5	8	18	15	12
-TOTAL-	640	695	811	1125	1186	577	638	607	1165	1043

\*Counted by docket number  
 .Includes re filings

SUPERIOR COURT  
 CRIMINAL FILINGS\*  
 BY TYPE OF RECORDING METHOD  
 1981

REGION I	<u>Counted by Docket Number</u>	<u>Counted by Defendant</u>	<u>% Increase in Filings When Counted by Defendant</u>
Cumberland	1946	2059	5.8
Lincoln	284	284	-
Sagadahoc	251	258	2.8
York	1186	1261	6.3
REGION II			
Androscoggin	442	488	10.4
Franklin	430	439	2.1
Kennebec	696	730	4.9
Knox	364	371	1.9
Oxford	306	312	2.0
Somerset	1014	1015	.1
Waldo	219	219	-
REGION III			
Aroostook	785	788	.4
Hancock	207	224	8.2
Penobscot	682	707	3.7
Piscataquis	112	112	-
Washington	238	275	15.5
-STATE TOTAL-	9162	9542	4.1

\*Includes refilings

## SUPERIOR COURT

## PERCENTAGE OF CRIMINAL FILINGS\*

## BY CLASS OF CHARGE

1977 - 1981

<u>CLASS OF CHARGE</u>	<u>1977</u>	<u>1978</u>	<u>1979</u>	<u>1980</u>	<u>1981</u>
A	3.9	3.7	3.5	3.6	4.5
B	14.0	12.9	11.8	10.5	11.1
C	20.7	19.7	16.8	17.8	18.9
D	15.6	16.0	17.4	14.5	13.4
E	15.8	9.8	9.1	8.2	7.6
TITLE 29	23.2	28.7	33.7	37.6	36.5
OTHER	6.8	9.3	7.7	7.9	8.2
-TOTAL-	100.0	100.0	100.0	100.0	100.0

\*Includes refilings  
Counted by defendant

(Percentages may not total 100.0 due to rounding)

SUPERIOR COURT  
 CRIMINAL FILINGS AND DISPOSITIONS  
 BY CLASS OF CHARGE\*  
 1977 - 1981

-STATE TOTAL-	CLASS OF CHARGE	FILINGS					DISPOSITIONS				
		<u>1977</u>	<u>1978</u>	<u>1979</u>	<u>1980</u>	<u>1981</u>	<u>1977</u>	<u>1978</u>	<u>1979</u>	<u>1980</u>	<u>1981</u>
	A	314	279	301	334	426	260	271	245	309	319
	B	1116	982	1010	963	1055	867	1008	880	907	992
	C	1651	1504	1443	1639	1800	1388	1398	1382	1415	1697
	D	1243	1221	1495	1332	1274	990	1220	1286	1492	1267
	E	1261	748	782	753	729	1161	896	759	798	720
	TITLE 29	1854	2189	2893	3461	3480	1524	2031	2429	3517	3314
	OTHER	546	711	663	731	778	535	691	613	709	757
	-TOTAL-	7985	7634	8587	9213	9542	6725	7515	7594	9147	9066

\*.Counted by defendant  
 .Includes refilings

SUPERIOR COURT  
CRIMINAL FILINGS AND DISPOSITIONS  
BY CLASS OF CHARGE\*

1977 - 1981

ANDROSCOGGIN

CLASS OF CHARGE	FILINGS					DISPOSITIONS				
	1977	1978	1979	1980	1981	1977	1978	1979	1980	1981
A	19	31	33	30	51	17	32	24	29	29
B	106	103	116	101	78	91	98	99	81	66
C	133	168	154	158	129	126	127	144	129	141
D	92	81	74	76	46	65	85	71	72	65
E	85	26	38	50	36	88	35	31	34	48
TITLE 29	18	78	93	125	116	2	67	75	78	135
OTHER	12	17	18	56	32	11	11	15	43	31
-TOTAL-	465	504	526	596	488	400	455	459	466	515

801

AROOSTOOK

CLASS OF CHARGE	1977	1978	1979	1980	1981	1977	1978	1979	1980	1981
A	30	34	25	26	27	28	22	29	20	24
B	83	38	49	39	48	61	48	61	50	53
C	202	180	104	103	116	205	162	146	94	107
D	200	161	122	137	162	175	173	132	112	188
E	403	100	113	57	64	365	181	101	97	78
TITLE 29	96	277	313	262	289	32	275	257	243	274
OTHER	40	65	67	50	82	39	56	54	49	88
-TOTAL-	1054	855	793	674	788	905	917	780	665	812

\*Counted by defendant  
.Includes refilings

Table SC-31  
(Cont.)

SUPERIOR COURT  
CRIMINAL FILINGS AND DISPOSITIONS  
BY CLASS OF CHARGE\*

1977 - 1981

CUMBERLAND

CLASS OF CHARGE	FILINGS					DISPOSITIONS				
	1977	1978	1979	1980	1981	1977	1978	1979	1980	1981
A	76	75	61	68	104	54	71	52	70	70
B	219	213	181	219	275	157	213	174	197	241
C	324	277	307	402	435	267	247	286	331	417
D	161	178	163	194	273	107	170	154	248	199
E	82	120	96	130	149	53	117	108	137	117
TITLE 29	327	348	492	538	621	228	308	455	617	534
OTHER	179	157	170	197	202	182	187	153	189	171
-TOTAL-	1368	1368	1470	1748	2059	1048	1313	1382	1789	1749

109

FRANKLIN

CLASS OF CHARGE	1977	1978	1979	1980	1981	1977	1978	1979	1980	1981
A	-	4	2	11	8	4	3	2	3	12
B	6	20	18	20	29	8	12	20	13	17
C	32	40	43	32	48	31	31	43	29	41
D	29	45	53	58	57	16	50	43	60	60
E	15	26	30	51	38	8	29	30	44	42
TITLE 29	120	119	161	243	247	110	128	141	243	223
OTHER	10	52	16	26	12	11	57	11	19	26
-TOTAL-	212	306	323	441	439	188	310	290	411	421

\*Counted by defendant  
.Includes refilings

Table SC-31  
(Cont.)

SUPERIOR COURT  
CRIMINAL FILINGS AND DISPOSITIONS  
BY CLASS OF CHARGE\*

1977 - 1981

HANCOCK

CLASS OF CHARGE	FILINGS					DISPOSITIONS				
	1977	1978	1979	1980	1981	1977	1978	1979	1980	1981
A	11	8	10	24	14	7	11	11	4	23
B	55	27	30	41	37	46	19	39	33	42
C	30	32	40	44	57	26	35	36	40	51
D	68	29	44	16	33	64	41	27	35	24
E	79	11	7	9	10	69	19	36	9	10
TITLE 29	241	90	78	74	60	222	144	78	72	63
OTHER	5	25	27	21	13	6	17	21	23	16
-TOTAL-	489	222	236	229	224	440	286	248	216	229

110

KENNEBEC

CLASS OF CHARGE	1977	1978	1979	1980	1981	1977	1978	1979	1980	1981
A	33	35	31	29	37	29	25	31	31	23
B	170	124	119	70	61	143	141	110	70	70
C	140	168	140	148	125	90	158	122	131	145
D	126	143	201	154	112	96	130	149	186	132
E	97	75	55	56	46	77	82	60	54	43
TITLE 29	163	176	211	205	248	150	159	161	212	223
OTHER	13	51	84	102	101	17	61	60	95	111
-TOTAL-	742	772	841	764	730	602	756	693	779	747

\*Counted by defendant  
.Includes re filings

Table SC-31  
(Cont.)

SUPERIOR COURT  
CRIMINAL FILINGS AND DISPOSITIONS  
BY CLASS OF CHARGE\*

1977 - 1981

KNOX CLASS OF CHARGE	FILINGS					DISPOSITIONS				
	1977	1978	1979	1980	1981	1977	1978	1979	1980	1981
A	5	4	18	11	14	7	2	11	16	11
B	36	36	31	28	24	16	41	24	31	23
C	69	63	38	61	56	49	66	48	43	57
D	50	30	72	63	46	38	37	60	48	64
E	41	32	25	25	23	64	38	27	29	18
TITLE 29	60	88	91	166	169	27	62	95	163	182
OTHER	15	24	14	30	39	8	20	21	25	34
-TOTAL-	276	277	289	384	371	209	266	286	355	389

111

LINCOLN CLASS OF CHARGE	1977	1978	1979	1980	1981	1977	1978	1979	1980	1981
A	3	2	2	3	9	4	3	-	3	7
B	21	26	16	17	24	23	33	15	12	28
C	24	39	24	24	26	14	33	34	24	21
D	15	19	17	25	35	16	21	21	17	27
E	66	38	15	8	16	60	50	23	13	16
TITLE 29	25	49	114	146	171	22	46	81	142	165
OTHER	15	14	13	5	3	13	11	17	6	2
-TOTAL-	169	187	201	228	284	152	197	191	217	266

\*Counted by defendant  
.Includes refilings

Table SC-31  
(Cont.)



SUPERIOR COURT  
CRIMINAL FILINGS AND DISPOSITIONS  
BY CLASS OF CHARGE\*

1977 - 1981

OXFORD

CLASS OF CHARGE	FILINGS					DISPOSITIONS				
	1977	1978	1979	1980	1981	1977	1978	1979	1980	1981
A	5	8	13	16	13	6	7	7	22	8
B	70	29	36	52	52	52	47	36	39	52
C	81	63	61	49	69	85	55	50	57	54
D	48	48	29	34	26	37	49	40	23	28
E	34	30	8	27	32	29	35	18	15	36
TITLE 29	75	93	104	138	111	51	108	58	136	112
OTHER	15	20	15	16	9	19	20	18	13	11
-TOTAL-	328	291	266	332	312	279	321	227	305	301

PENOBSCOT

CLASS OF CHARGE	1977	1978	1979	1980	1981	1977	1978	1979	1980	1981
A	53	28	35	43	27	55	28	33	36	27
B	109	77	118	82	82	101	89	93	84	82
C	175	140	160	214	254	133	150	151	172	218
D	115	100	251	125	75	75	130	210	141	94
E	64	97	171	89	66	83	98	144	95	79
TITLE 29	237	241	424	263	165	209	232	377	278	195
OTHER	113	115	79	42	38	110	120	69	63	35
-TOTAL-	866	798	1238	858	707	766	847	1077	869	730

\*Counted by defendant  
.Includes refileings

SUPERIOR COURT  
CRIMINAL FILINGS AND DISPOSITIONS  
BY CLASS OF CHARGE\*

1977 - 1981

PISCATAQUIS CLASS OF CHARGE	FILINGS					DISPOSITIONS				
	1977	1978	1979	1980	1981	1977	1978	1979	1980	1981
A	-	4	9	6	4	1	4	3	5	3
B	8	14	12	22	13	8	5	22	12	13
C	20	20	18	33	23	12	23	15	17	31
D	29	18	24	18	11	25	22	18	22	12
E	17	19	11	14	14	13	20	15	4	21
TITLE 29	38	30	43	35	35	33	38	40	15	43
OTHER	17	17	16	9	12	19	21	10	9	17
-TOTAL-	129	122	133	137	112	111	133	123	84	140

113

SAGADAHOC CLASS OF CHARGE	1977	1978	1979	1980	1981	1977	1978	1979	1980	1981
A	10	5	5	3	8	7	5	6	3	10
B	10	19	17	26	35	8	15	17	16	37
C	43	37	18	51	30	40	35	19	39	34
D	32	20	26	41	31	27	23	22	35	33
E	63	12	14	20	15	63	14	16	16	17
TITLE 29	23	55	53	166	130	15	54	43	133	128
OTHER	3	15	11	9	9	2	14	8	9	12
-TOTAL-	184	163	144	316	258	162	160	131	251	271

\*Counted by defendant  
.Includes refilings

Table SC-31  
(Cont.)

SUPERIOR COURT  
CRIMINAL FILINGS AND DISPOSITIONS  
BY CLASS OF CHARGE\*

1977 - 1981

SOMERSET CLASS OF CHARGE	FILINGS					DISPOSITIONS				
	1977	1978	1979	1980	1981	1977	1978	1979	1980	1981
A	15	5	9	21	20	8	12	9	14	22
B	82	86	54	49	52	45	100	42	55	59
C	118	72	82	86	62	99	76	82	78	68
D	115	115	181	162	131	83	93	164	208	118
E	48	35	60	91	108	39	33	46	102	94
TITLE 29	173	205	342	482	546	183	132	311	518	510
OTHER	43	50	58	102	96	37	36	70	81	102
-TOTAL-	594	568	786	993	1015	494	482	724	1056	973

114

WALDO

CLASS OF CHARGE	1977	1978	1979	1980	1981	1977	1978	1979	1980	1981
A	13	2	7	6	12	8	7	-	8	5
B	53	32	27	19	40	51	32	13	35	30
C	49	33	49	38	47	40	28	29	51	48
D	22	41	34	18	29	29	37	12	37	33
E	56	26	17	8	17	71	34	9	11	13
TITLE 29	43	62	45	42	51	36	55	33	44	58
OTHER	3	16	18	10	23	3	6	20	13	21
-TOTAL-	239	212	197	141	219	238	199	116	199	208

\*Counted by defendant  
.Includes refilings

SUPERIOR COURT  
CRIMINAL FILINGS AND DISPOSITIONS  
BY CLASS OF CHARGE\*

1977 - 1981

WASHINGTON	CLASS OF CHARGE	FILINGS					DISPOSITIONS				
		1977	1978	1979	1980	1981	1977	1978	1979	1980	1981
	A	8	6	20	19	15	3	6	13	24	8
	B	34	37	57	39	53	11	35	29	64	31
	C	49	52	76	47	88	26	43	67	47	72
	D	39	61	47	32	27	33	50	42	44	29
	E	22	26	32	17	10	14	22	38	17	13
	TITLE 29	31	66	55	47	42	25	47	38	75	35
	OTHER	44	46	13	12	40	37	32	23	20	27
	-TOTAL-	227	294	300	213	275	149	235	250	291	215

115

YORK	CLASS OF CHARGE	1977	1978	1979	1980	1981	1977	1978	1979	1980	1981
	A	33	28	21	18	63	22	33	14	21	37
	B	54	101	129	139	152	46	80	86	115	148
	C	162	120	129	149	235	145	129	110	133	192
	D	102	132	157	179	180	104	109	121	204	161
	E	89	75	90	101	85	65	89	57	121	75
	TITLE 29	184	212	274	529	479	179	176	186	548	434
	OTHER	19	27	44	44	67	21	22	43	52	53
	-TOTAL-	643	695	844	1159	1261	582	638	617	1194	1100

\*Counted by defendant  
Includes refileings

Table SC-31  
(Cont.)

SUPERIOR COURT  
 CRIMINAL PENDING CASELOAD  
 AND  
 OUTSTANDING WARRANTS OF ARREST  
 AS OF 12-31-81

REGION I	<u>Number of Pending Cases*</u>	<u>Number of Outstanding Warrants</u>	<u>% of pending cases for which court may not be responsible</u>
Cumberland	1101	289	26.2
Lincoln	100	20	20.0
Sagadahoc	114	14	12.3
York	693	204	29.4
REGION II			
Androscoggin	422	129	30.6
Franklin	188	23	12.2
Kennebec	454	130	28.6
Knox	173	65	37.6
Oxford	204	63	30.9
Somerset	336	155	46.1
Waldo	128	54	42.2
REGION III			
Aroostook	426	93	21.8
Hancock	151	48	31.8
Penobscot	426	119	27.9
Piscataquis	99	13	13.1
Washington	210	62	29.5
-STATE TOTAL-	5225	1481	28.3

\*Counted by defendant

SUPERIOR COURT  
CRIMINAL DISPOSITIONS  
BY TYPE OF DISPOSITION\*

- STATE TOTAL-	1979 DISPOSITIONS	PERCENT OF TOTAL	1980 DISPOSITIONS	PERCENT OF TOTAL	1981 DISPOSITIONS	PERCENT OF TOTAL
DISTRICT COURT BAIL REVISED	118	1.6	133	1.5	145	1.6
DISTRICT COURT BAIL AFFIRMED	50	.7	67	.7	47	.5
DISMISSED BY COURT	114	1.5	121	1.3	105	1.2
DISMISSED BY D.A. RULE 48 (a)	2397	31.6	3033	33.2	2974	32.8
FILED CASE	112	1.5	146	1.6	81	.9
JUVENILE APPEAL DENIED	7	.1	16	.2	19	.2
JUVENILE APPEAL SUSTAINED	14	.2	13	.1	1	-
JUVENILE APPEAL, NEW SENTENCE	10	.1	1	-	-	-
NOT GUILTY, REASON OF INSANITY	9	.1	4	-	7	.1
PROBATION REVOKED	39	.5	70	.8	86	.9
CONVICTED-PLEA	3552	46.8	4499	49.2	4624	51.0
CONVICTED-JURY TRIAL	351	4.6	343	3.8	339	3.7
CONVICTED-JURY WAIVED TRIAL	160	2.1	134	1.5	127	1.4
ACQUITTED-JURY TRIAL	133	1.8	149	1.6	137	1.5
ACQUITTED-JURY WAIVED TRIAL	73	1.0	54	.6	42	.5
MISTRIAL	38	.5	36	.4	22	.2
OTHER	413	5.4	327	3.6	305	3.4
-TOTAL-	7590	100.0	9146	100.0	9061	100.0

\* Counted by defendant; includes refilings

Refer to definitions appearing on page 141 of this report

(Percentages may not total 100.0 due to rounding.)

Table SC-33

SUPERIOR COURT  
CRIMINAL DISPOSITIONS  
BY TYPE OF DISPOSITION \*

	1979 <u>DISPOSITIONS</u>	PERCENT <u>OF TOTAL</u>	1980 <u>DISPOSITIONS</u>	PERCENT <u>OF TOTAL</u>	1981 <u>DISPOSITIONS</u>	PERCENT <u>OF TOTAL</u>
<b>ANDROSCOGGIN</b>						
DISTRICT COURT BAIL REVISED	2	.4	6	1.3	8	1.6
DISTRICT COURT BAIL AFFIRMED	-	-	2	.4	-	-
DISMISSED BY COURT	7	1.5	12	2.6	10	1.9
DISMISSED BY D. A. RULE 48 (a)	162	35.3	144	30.9	163	31.7
FILED CASE	1	.2	6	1.3	4	.8
JUVENILE APPEAL DENIED	-	-	6	1.3	4	.8
JUVENILE APPEAL SUSTAINED	-	-	2	.4	-	-
JUVENILE APPEAL, NEW SENTENCE	-	-	-	-	-	-
NOT GUILTY, REASON OF INSANITY	1	.2	-	-	-	-
PROBATION REVOKED	1	.2	12	2.6	3	.6
CONVICTED-PLEA	250	54.5	203	43.6	260	50.5
CONVICTED-JURY TRIAL	16	3.5	29	6.2	16	3.1
CONVICTED-JURY WAIVED TRIAL	2	.4	6	1.3	11	2.1
ACQUITTED-JURY TRIAL	8	1.7	19	4.1	13	2.5
ACQUITTED-JURY WAIVED TRIAL	3	.7	1	.2	1	.2
MISTRIAL	-	-	6	1.3	3	.6
OTHER	6	1.3	12	2.6	19	3.7
-TOTAL-	459	100.0	466	100.0	515	100.0
<b>AROOSTOOK</b>						
DISTRICT COURT BAIL REVISED	18	2.3	12	1.8	24	3.0
DISTRICT COURT BAIL AFFIRMED	3	.4	5	.8	9	1.1
DISMISSED BY COURT	15	1.9	13	2.0	4	.5
DISMISSED BY D. A. RULE 48 (a)	308	39.5	300	45.1	283	34.9
FILED CASE	14	1.8	15	2.3	25	3.1
JUVENILE APPEAL DENIED	-	-	-	-	1	.1
JUVENILE APPEAL SUSTAINED	-	-	-	-	1	.1
JUVENILE APPEAL, NEW SENTENCE	1	.1	-	-	-	-
NOT GUILTY, REASON OF INSANITY	-	-	-	-	-	-
PROBATION REVOKED	-	-	1	.2	-	-
CONVICTED-PLEA	322	41.3	258	38.8	379	46.7
CONVICTED-JURY TRIAL	20	2.6	18	2.7	25	3.1
CONVICTED-JURY WAIVED TRIAL	6	.8	9	1.4	15	1.8
ACQUITTED-JURY TRIAL	12	1.5	5	.8	16	2.0
ACQUITTED-JURY WAIVED TRIAL	3	.4	3	.5	-	-
MISTRIAL	-	-	-	-	-	-
OTHER	58	7.4	26	3.9	30	3.7
-TOTAL-	780	100.0	665	100.0	812	100.0

\*Counted by defendant

SUPERIOR COURT  
CRIMINAL DISPOSITIONS  
BY TYPE OF DISPOSITION \*

	1979 DISPOSITIONS	PERCENT OF TOTAL	1980 DISPOSITIONS	PERCENT OF TOTAL	1981 DISPOSITIONS	PERCENT OF TOTAL
<b>CUMBERLAND</b>						
DISTRICT COURT BAIL REVISED	39	2.8	59	3.3	52	3.0
DISTRICT COURT BAIL AFFIRMED	15	1.1	19	1.1	19	1.1
DISMISSED BY COURT	19	1.4	35	2.0	11	.6
DISMISSED BY D. A. RULE 48 (a)	465	33.6	676	37.8	716	40.9
FILED CASE	4	.3	22	1.2	-	-
JUVENILE APPEAL DENIED	1	.1	3	.2	-	-
JUVENILE APPEAL SUSTAINED	-	-	-	-	-	-
JUVENILE APPEAL, NEW SENTENCE	1	.1	-	-	-	-
NOT GUILTY, REASON OF INSANITY	3	.2	-	-	1	.1
PROBATION REVOKED	16	1.2	21	1.2	27	1.5
CONVICTED-PLEA	559	40.4	818	45.7	780	44.6
CONVICTED-JURY TRIAL	57	4.1	34	1.9	34	1.9
CONVICTED-JURY WAIVED TRIAL	18	1.3	7	.4	6	.3
ACQUITTED-JURY TRIAL	10	.7	13	.7	15	.9
ACQUITTED-JURY WAIVED TRIAL	2	.1	7	.4	3	.2
MISTRIAL	8	.6	3	.2	2	.1
OTHER	165	11.9	72	4.0	83	4.7
-TOTAL-	1382	100.0	1789	100.0	1749	100.0
<b>FRANKLIN</b>						
DISTRICT COURT BAIL REVISED	1	.3	1	.2	1	.2
DISTRICT COURT BAIL AFFIRMED	-	-	-	-	-	-
DISMISSED BY COURT	6	2.1	4	1.0	7	1.7
DISMISSED BY D. A. RULE 48 (a)	78	27.0	135	32.8	130	30.9
FILED CASE	3	1.0	10	2.4	8	1.9
JUVENILE APPEAL DENIED	4	1.4	-	-	-	-
JUVENILE APPEAL SUSTAINED	2	.7	4	1.0	-	-
JUVENILE APPEAL, NEW SENTENCE	5	1.7	-	-	-	-
NOT GUILTY, REASON OF INSANITY	-	-	-	-	-	-
PROBATION REVOKED	-	-	-	-	-	-
CONVICTED-PLEA	144	49.8	183	44.5	225	53.4
CONVICTED-JURY TRIAL	20	6.9	12	2.9	17	4.0
CONVICTED-JURY WAIVED TRIAL	10	3.5	4	1.0	11	2.6
ACQUITTED-JURY TRIAL	9	3.1	6	1.5	5	1.2
ACQUITTED-JURY WAIVED TRIAL	2	.7	3	.7	7	1.7
MISTRIAL	1	.3	2	.5	1	.2
OTHER	4	1.4	47	11.4	9	2.1
-TOTAL-	289	100.0	411	100.0	421	100.0

\*Counted by defendant

Table SC-33 (Cont.)



SUPERIOR COURT  
CRIMINAL DISPOSITIONS  
BY TYPE OF DISPOSITION \*

	1979 DISPOSITIONS	PERCENT OF TOTAL	1980 DISPOSITIONS	PERCENT OF TOTAL	1981 DISPOSITIONS	PERCENT OF TOTAL
<b>HANCOCK</b>						
DISTRICT COURT BAIL REVISED	-	-	1	.5	-	-
DISTRICT COURT BAIL AFFIRMED	-	-	-	-	-	-
DISMISSED BY COURT	-	-	-	-	1	.4
DISMISSED BY D. A. RULE 48 (a)	55	22.2	55	25.5	63	27.5
FILED CASE	27	10.9	1	.5	-	-
JUVENILE APPEAL DENIED	1	.4	-	-	1	.4
JUVENILE APPEAL SUSTAINED	-	-	-	-	-	-
JUVENILE APPEAL, NEW SENTENCE	-	-	-	-	-	-
NOT GUILTY, REASON OF INSANITY	-	-	-	-	-	-
PROBATION REVOKED	-	-	-	-	-	-
CONVICTED-PLEA	122	49.2	126	58.3	137	59.8
CONVICTED-JURY TRIAL	14	5.6	11	5.1	14	6.1
CONVICTED-JURY WAIVED TRIAL	4	1.6	6	2.8	1	.4
ACQUITTED-JURY TRIAL	6	2.4	5	2.3	1	.4
ACQUITTED-JURY WAIVED TRIAL	1	.4	3	1.4	-	-
MISTRIAL	3	1.2	3	1.4	5	2.2
OTHER	15	6.0	5	2.3	6	2.6
-TOTAL-	248	100.0	216	100.0	229	100.0
<b>KENNEBEC</b>						
DISTRICT COURT BAIL REVISED	7	1.0	13	1.7	17	2.3
DISTRICT COURT BAIL AFFIRMED	4	.6	5	.6	6	.8
DISMISSED BY COURT	4	.6	14	1.8	14	1.9
DISMISSED BY D. A. RULE 48 (a)	164	23.7	223	28.6	190	25.4
FILED CASE	6	.9	13	1.7	8	1.1
JUVENILE APPEAL DENIED	-	-	1	.1	-	-
JUVENILE APPEAL SUSTAINED	-	-	4	.5	-	-
JUVENILE APPEAL, NEW SENTENCE	-	-	-	-	-	-
NOT GUILTY, REASON OF INSANITY	2	.3	4	.5	4	.5
PROBATION REVOKED	7	1.0	19	2.4	28	3.7
CONVICTED-PLEA	402	58.0	376	48.3	377	50.5
CONVICTED-JURY TRIAL	28	4.0	40	5.1	32	4.3
CONVICTED-JURY WAIVED TRIAL	16	2.3	15	1.9	3	.4
ACQUITTED-JURY TRIAL	13	1.9	20	2.6	21	2.8
ACQUITTED-JURY WAIVED TRIAL	2	.3	7	.9	6	.8
MISTRIAL	1	.1	2	.3	4	.5
OTHER	37	5.3	23	3.0	37	5.0
-TOTAL-	693	100.0	779	100.0	747	100.0

\*Counted by defendant

Table SC-33 (Cont.)

SUPERIOR COURT  
CRIMINAL DISPOSITIONS  
BY TYPE OF DISPOSITION \*

	1979 DISPOSITIONS	PERCENT OF TOTAL	1980 DISPOSITIONS	PERCENT OF TOTAL	1981 DISPOSITIONS	PERCENT OF TOTAL
<b>KNOX</b>						
DISTRICT COURT BAIL REVISED	3	1.1	9	2.5	5	1.3
DISTRICT COURT BAIL AFFIRMED	2	.7	6	1.7	1	.3
DISMISSED BY COURT	6	2.1	5	1.4	2	.5
DISMISSED BY D. A. RULE 48 (a)	74	26.0	89	25.1	84	21.6
FILED CASE	-	-	-	-	-	-
JUVENILE APPEAL DENIED	-	-	1	.3	-	-
JUVENILE APPEAL SUSTAINED	3	1.1	-	-	-	-
JUVENILE APPEAL, NEW SENTENCE	1	.4	-	-	-	-
NOT GUILTY, REASON OF INSANITY	-	-	-	-	-	-
PROBATION REVOKED	-	-	7	2.0	5	1.3
CONVICTED-PLEA	153	53.7	181	51.0	254	65.3
CONVICTED-JURY TRIAL	22	7.7	14	3.9	8	2.1
CONVICTED-JURY WAIVED TRIAL	5	1.8	12	3.4	11	2.8
ACQUITTED-JURY TRIAL	1	.4	1	.3	2	.5
ACQUITTED-JURY WAIVED TRIAL	2	.7	4	1.1	-	-
MISTRIAL	5	1.8	2	.6	-	-
OTHER	8	2.8	24	6.8	17	4.4
-TOTAL-	285	100.0	355	100.0	389	100.0
<b>LINCOLN</b>						
DISTRICT COURT BAIL REVISED	-	-	-	-	-	-
DISTRICT COURT BAIL AFFIRMED	1	.5	-	-	-	-
DISMISSED BY COURT	3	1.6	3	1.4	6	2.3
DISMISSED BY D. A. RULE 48 (a)	58	30.4	49	22.6	64	24.1
FILED CASE	1	.5	-	-	-	-
JUVENILE APPEAL DENIED	-	-	-	-	-	-
JUVENILE APPEAL SUSTAINED	-	-	1	.5	-	-
JUVENILE APPEAL, NEW SENTENCE	-	-	-	-	-	-
NOT GUILTY, REASON OF INSANITY	-	-	-	-	1	.4
PROBATION REVOKED	2	1.0	-	-	-	-
CONVICTED-PLEA	100	52.4	135	62.2	165	62.0
CONVICTED-JURY TRIAL	10	5.2	11	5.1	15	5.6
CONVICTED-JURY WAIVED TRIAL	7	3.7	6	2.8	7	2.6
ACQUITTED-JURY TRIAL	2	1.0	3	1.4	4	1.5
ACQUITTED-JURY WAIVED TRIAL	1	.5	3	1.4	2	.8
MISTRIAL	4	2.1	2	.9	1	.4
OTHER	2	1.0	4	1.8	1	.4
-TOTAL-	191	100.0	217	100.0	266	100.0

\*Counted by defendant

Table SC-33 (Cont.)

SUPERIOR COURT  
CRIMINAL DISPOSITIONS  
BY TYPE OF DISPOSITION \*

	1979 DISPOSITIONS	PERCENT OF TOTAL	1980 DISPOSITIONS	PERCENT OF TOTAL	1981 DISPOSITIONS	PERCENT OF TOTAL
<b>OXFORD</b>						
DISTRICT COURT BAIL REVISED	5	2.2	4	1.3	6	2.0
DISTRICT COURT BAIL AFFIRMED	4	1.8	-	-	-	-
DISMISSED BY COURT	2	.9	6	2.0	14	4.7
DISMISSED BY D. A. RULE 48 (a)	60	26.5	91	29.8	95	31.6
FILED CASE	6	2.7	4	1.3	-	-
JUVENILE APPEAL DENIED	-	-	-	-	5	1.7
JUVENILE APPEAL SUSTAINED	3	1.3	-	-	-	-
JUVENILE APPEAL, NEW SENTENCE	1	.4	-	-	-	-
NOT GUILTY, REASON OF INSANITY	-	-	-	-	-	-
PROBATION REVOKED	-	-	-	-	1	.3
CONVICTED-PLEA	104	46.0	161	52.8	136	45.2
CONVICTED-JURY TRIAL	22	9.7	13	4.3	31	10.3
CONVICTED-JURY WAIVED TRIAL	-	-	9	3.0	2	.7
ACQUITTED-JURY TRIAL	6	2.7	6	2.0	6	2.0
ACQUITTED-JURY WAIVED TRIAL	3	1.3	1	.3	1	.3
MISTRIAL	-	-	2	.7	-	-
OTHER	10	4.4	8	2.6	4	1.3
-TOTAL-	226	100.0	305	100.0	301	100.0
<b>PENOBSCOT</b>						
DISTRICT COURT BAIL REVISED	16	1.5	6	.7	6	.8
DISTRICT COURT BAIL AFFIRMED	18	1.7	17	2.0	3	.4
DISMISSED BY COURT	20	1.9	2	.2	6	.8
DISMISSED BY D. A. RULE 48 (a)	290	26.9	233	26.8	205	28.2
FILED CASE	18	1.7	15	1.7	-	-
JUVENILE APPEAL DENIED	-	-	1	.1	-	-
JUVENILE APPEAL SUSTAINED	-	-	-	-	-	-
JUVENILE APPEAL, NEW SENTENCE	1	.1	1	.1	-	-
NOT GUILTY, REASON OF INSANITY	3	.3	-	-	-	-
PROBATION REVOKED	2	.2	4	.5	-	-
CONVICTED-PLEA	495	46.0	458	52.7	385	52.9
CONVICTED-JURY TRIAL	51	4.7	48	5.5	41	5.6
CONVICTED-JURY WAIVED TRIAL	50	4.6	32	3.7	16	2.2
ACQUITTED-JURY TRIAL	21	1.9	16	1.8	22	3.0
ACQUITTED-JURY WAIVED TRIAL	39	3.6	11	1.3	9	1.2
MISTRIAL	1	.1	2	.2	-	-
OTHER	52	4.8	23	2.6	35	4.8
-TOTAL-	1077	100.0	869	100.0	728	100.0

\*Counted by defendant

Table SC-33 (Cont.)

SUPERIOR COURT  
CRIMINAL DISPOSITIONS  
BY TYPE OF DISPOSITION \*

	1979 <u>DISPOSITIONS</u>	PERCENT <u>OF TOTAL</u>	1980 <u>DISPOSITIONS</u>	PERCENT <u>OF TOTAL</u>	1981 <u>DISPOSITIONS</u>	PERCENT <u>OF TOTAL</u>
<b>PISCATAQUIS</b>						
DISTRICT COURT BAIL REVISED	-	-	-	-	-	-
DISTRICT COURT BAIL AFFIRMED	1	.8	-	-	-	-
DISMISSED BY COURT	3	2.5	-	-	1	.7
DISMISSED BY D. A. RULE 48 (a)	55	45.5	27	32.1	69	49.3
FILED CASE	-	-	-	-	-	-
JUVENILE APPEAL DENIED	-	-	-	-	-	-
JUVENILE APPEAL SUSTAINED	1	.8	-	-	-	-
JUVENILE APPEAL, NEW SENTENCE	-	-	-	-	-	-
NOT GUILTY, REASON OF INSANITY	-	-	-	-	-	-
PROBATION REVOKED	-	-	-	-	1	.7
CONVICTED-PLEA	48	39.7	37	44.0	61	43.6
CONVICTED-JURY TRIAL	1	.8	4	4.8	2	1.4
CONVICTED-JURY WAIVED TRIAL	3	2.5	-	-	1	.7
ACQUITTED-JURY TRIAL	2	1.7	6	7.1	-	-
ACQUITTED-JURY WAIVED TRIAL	-	-	-	-	-	-
MISTRIAL	-	-	-	-	-	-
OTHER	7	5.8	10	11.9	5	3.6
-TOTAL-	121	100.0	84	100.0	140	100.0
<b>SAGADAHOC</b>						
DISTRICT COURT BAIL REVISED	-	-	-	-	1	.4
DISTRICT COURT BAIL AFFIRMED	-	-	3	1.2	1	.4
DISMISSED BY COURT	8	6.1	6	2.4	3	1.1
DISMISSED BY D. A. RULE 48 (a)	48	36.6	79	31.5	102	37.6
FILED CASE	1	.8	3	1.2	-	-
JUVENILE APPEAL DENIED	-	-	-	-	-	-
JUVENILE APPEAL SUSTAINED	2	1.5	-	-	-	-
JUVENILE APPEAL, NEW SENTENCE	-	-	-	-	-	-
NOT GUILTY, REASON OF INSANITY	-	-	-	-	-	-
PROBATION REVOKED	1	.8	-	-	-	-
CONVICTED-PLEA	48	36.6	129	51.4	137	50.6
CONVICTED-JURY TRIAL	6	4.6	11	4.4	6	2.2
CONVICTED-JURY WAIVED TRIAL	5	3.8	8	3.2	6	2.2
ACQUITTED-JURY TRIAL	5	3.8	4	1.6	3	1.1
ACQUITTED-JURY WAIVED TRIAL	4	3.1	1	.4	3	1.1
MISTRIAL	-	-	1	.4	1	.4
OTHER	3	2.3	6	2.4	8	3.0
-TOTAL-	131	100.0	251	100.0	271	100.0

\*Counted by defendant

Table SC-33 (Cont.)

SUPERIOR COURT  
CRIMINAL DISPOSITIONS  
BY TYPE OF DISPOSITION \*

	1979 DISPOSITIONS	PERCENT OF TOTAL	1980 DISPOSITIONS	PERCENT OF TOTAL	1981 DISPOSITIONS	PERCENT OF TOTAL
<b>SOMERSET</b>						
DISTRICT COURT BAIL REVISED	15	2.1	16	1.5	16	1.6
DISTRICT COURT BAIL AFFIRMED	1	.1	7	.7	5	.5
DISMISSED BY COURT	5	.7	8	.8	15	1.5
DISMISSED BY D. A. RULE 48 (a)	206	28.5	259	24.5	225	23.1
FILED CASE	25	3.5	36	3.4	24	2.5
JUVENILE APPEAL DENIED	-	-	2	.2	-	-
JUVENILE APPEAL SUSTAINED	1	.1	2	.2	-	-
JUVENILE APPEAL, NEW SENTENCE	-	-	-	-	-	-
NOT GUILTY, REASON OF INSANITY	-	-	-	-	-	-
PROBATION REVOKED	4	.6	2	.2	7	.7
CONVICTED-PLEA	386	53.3	645	61.1	583	59.9
CONVICTED-JURY TRIAL	32	4.4	31	2.9	29	3.0
CONVICTED-JURY WAIVED TRIAL	15	2.1	6	.6	19	2.0
ACQUITTED-JURY TRIAL	17	2.3	16	1.5	13	1.3
ACQUITTED-JURY WAIVED TRIAL	4	.6	5	.5	8	.8
MISTRIAL	6	.8	1	.1	4	.4
OTHER	7	1.0	20	1.9	25	2.6
-TOTAL-	724	100.0	1056	100.0	973	100.0
<b>WALDO</b>						
DISTRICT COURT BAIL REVISED	-	-	1	.5	-	-
DISTRICT COURT BAIL AFFIRMED	-	-	-	-	-	-
DISMISSED BY COURT	3	2.6	2	1.0	2	1.0
DISMISSED BY D. A. RULE 48 (a)	25	21.6	37	18.6	41	19.7
FILED CASE	-	-	-	-	-	-
JUVENILE APPEAL DENIED	-	-	-	-	8	3.8
JUVENILE APPEAL SUSTAINED	1	.9	-	-	-	-
JUVENILE APPEAL, NEW SENTENCE	-	-	-	-	-	-
NOT GUILTY, REASON OF INSANITY	-	-	-	-	-	-
PROBATION REVOKED	1	.9	1	.5	4	1.9
CONVICTED-PLEA	56	48.3	120	60.3	130	62.5
CONVICTED-JURY TRIAL	10	8.6	15	7.5	8	3.8
CONVICTED-JURY WAIVED TRIAL	6	5.2	2	1.0	6	2.9
ACQUITTED-JURY TRIAL	6	5.2	6	3.0	3	1.4
ACQUITTED-JURY WAIVED TRIAL	2	1.7	2	1.0	-	-
MISTRIAL	1	.9	4	2.0	-	-
OTHER	5	4.3	9	4.5	6	2.9
-TOTAL-	116	100.0	199	100.0	208	100.0

\*Counted by defendant

Table SC-33 (Cont.)

SUPERIOR COURT  
CRIMINAL DISPOSITIONS  
BY TYPE OF DISPOSITION \*

	1979 DISPOSITIONS	PERCENT OF TOTAL	1980 DISPOSITIONS	PERCENT OF TOTAL	1981 DISPOSITIONS	PERCENT OF TOTAL
<b>WASHINGTON</b>						
DISTRICT COURT BAIL REVISED	1	.4	-	-	-	-
DISTRICT COURT BAIL AFFIRMED	-	-	-	-	-	-
DISMISSED BY COURT	3	1.2	4	1.4	7	3.3
DISMISSED BY D. A. RULE 48 (a)	96	38.2	103	35.4	53	24.7
FILED CASE	1	.4	5	1.7	6	2.8
JUVENILE APPEAL DENIED	-	-	1	.3	-	-
JUVENILE APPEAL SUSTAINED	-	-	-	-	-	-
JUVENILE APPEAL, NEW SENTENCE	-	-	-	-	-	-
NOT GUILTY, REASON OF INSANITY	-	-	-	-	-	-
PROBATION REVOKED	1	.4	-	-	7	3.3
CONVICTED-PLEA	121	48.2	139	47.8	106	49.3
CONVICTED-JURY TRIAL	8	3.2	18	6.2	25	11.6
CONVICTED-JURY WAIVED TRIAL	4	1.6	3	1.0	2	.9
ACQUITTED-JURY TRIAL	6	2.4	7	2.4	4	1.9
ACQUITTED-JURY WAIVED TRIAL	-	-	1	.3	1	.5
MISTRIAL	1	.4	4	1.4	1	.5
OTHER	9	3.6	6	2.1	3	1.4
-TOTAL-	251	100.0	291	100.0	215	100.0
<b>YORK</b>						
DISTRICT COURT BAIL REVISED	11	1.8	5	.4	9	.8
DISTRICT COURT BAIL AFFIRMED	1	.2	3	.3	3	.3
DISMISSED BY COURT	10	1.6	7	.6	2	.2
DISMISSED BY D. A. RULE 48 (a)	253	41.0	533	44.7	491	44.8
FILED CASE	5	.8	16	1.3	6	.5
JUVENILE APPEAL DENIED	1	.2	1	.1	-	-
JUVENILE APPEAL SUSTAINED	1	.2	-	-	-	-
JUVENILE APPEAL, NEW SENTENCE	-	-	-	-	-	-
NOT GUILTY, REASON OF INSANITY	-	-	-	-	1	.1
PROBATION REVOKED	4	.6	3	.3	3	.3
CONVICTED-PLEA	242	39.2	530	44.4	509	46.4
CONVICTED-JURY TRIAL	34	5.5	34	2.8	36	3.3
CONVICTED-JURY WAIVED TRIAL	9	1.5	9	.8	10	.9
ACQUITTED-JURY TRIAL	9	1.5	16	1.3	9	.8
ACQUITTED-JURY WAIVED TRIAL	5	.8	2	.2	1	.1
MISTRIAL	7	1.1	2	.2	-	-
OTHER	25	4.1	32	2.7	17	1.5
-TOTAL-	617	100.0	1193	100.0	1097	100.0

\*Counted by defendant

Table SC-33(Cont.)

SUPERIOR COURT  
CRIMINAL TRIAL SUMMARY  
1980 - 1981

	DISPOSITIONS		JURY TRIALS		TOTAL NUMBER JURY TRIAL DAYS		PERCENT BY JURY TRIAL		JURY WAIVED TRIALS		TOTAL JURY WAIVED TRIAL DAYS		PERCENT BY JURY WAIVED TRIALS	
	1980	1981	1980	1981	1980	1981	1980	1981	1980	1981	1980	1981	1980	1981
REGION I														
CUMBERLAND	1789	1749	52	53	113.5	127.0	2.9	3.0	32	19	26.5	18.5	1.8	1.1
LINCOLN	217	266	13	17	24.5	44.0	6.0	6.4	9	10	4.5	5.0	4.1	3.8
SAGadahoc	251	271	22	11	25.0	17.0	8.8	4.1	10	9	7.0	5.0	4.0	3.3
YORK	1194	1100	52	46	93.0	69.0	4.4	4.2	8	11	6.5	6.5	.7	1.0
REGION II														
ANDROSCOGGIN	466	516	55	36	67.5	57.5	11.8	7.0	9	5	5.5	3.5	1.9	1.0
FRANKLIN	411	421	21	21	27.0	32.0	5.1	5.0	7	12	5.0	6.0	1.7	2.9
KENNEBEC	779	747	56	61	88.0	62.0	7.2	8.2	23	15	16.5	10.0	3.0	2.0
KNOX	355	389	15	13	24.0	39.0	4.2	3.3	14	8	7.5	5.5	3.9	2.1
OXFORD	305	301	19	21	22.0	23.5	6.2	7.0	9	4	5.0	2.0	3.0	1.3
SOMERSET	1056	973	39	35	49.0	54.5	3.7	3.6	10	19	6.5	12.0	.9	2.0
WALDO	199	208	18	12	24.5	16.0	9.0	5.8	5	4	4.0	4.5	2.5	1.9
REGION III														
AROOSTOOK	665	812	24	32	32.0	36.0	3.6	3.9	6	9	8.5	5.5	.9	1.1
HANCOCK	216	229	18	17	30.0	21.0	8.3	7.4	8	1	10.5	.5	3.7	.4
PENOBSCOT	869	730	57	64	84.5	93.0	6.6	8.8	42	24	34.0	23.5	4.8	3.3
PISCATAQUIS	84	140	10	4	11.0	6.0	11.9	2.9	-	2	-	1.0	-	1.4
WASHINGTON	291	215	25	25	28.5	40.5	8.6	11.6	4	3	10.0	1.5	1.4	1.4
-STATE TOTAL-	9147	9067	496	468	744.0	738.0	5.4	5.2	196	155	157.5	110.5	2.1	1.7

126

SUPERIOR COURT  
 CRIMINAL TRIALS  
 BY TYPE OF CASE\*  
 1980 - 1981

-STATE TOTALS-	DISPOSITIONS		JURY TRIALS		TOTAL NO. JURY TRIAL DAYS		PERCENT BY JURY TRIAL		JURY WAIVED TRIALS		TOTAL JURY WAIVED TRIAL DAYS		PERCENT BY WAIVED JURY TRIALS	
	1980	1981	1980	1981	1980	1981	1980	1981	1980	1981	1980	1981	1980	1981
BAIL REVIEW	232	215												
TRANSFER	4153	3909	167	177	196.5	202.0	4.0	4.5	73	79	61.0	48.0	1.8	2.0
APPEAL	888	735	70	80	72.0	93.5	7.9	10.9	46	27	26.5	15.5	5.2	3.7
BOUND OVER	365	466	22	20	54.0	38.0	6.0	4.3	4	1	4.5	.5	1.1	.2
INDICTMENT	2474	2571	234	185	410.5	378.5	9.5	7.2	46	36	47.5	35.5	1.9	1.4
INFORMATION	811	856	1	2	1.0	1.5	.1	.2	2		1.5		.2	
JUVENILE APPEAL	43	42							2		1.0		4.7	
OTHER	181	273	2	4	10.0	24.5	1.1	1.5	23	12	15.5	11.0	12.7	4.4
TOTAL	9147	9067	496	468	744.0	738.0	5.4	5.2	196	155	157.5	110.5	2.1	1.7

\*Counted by defendant

127



SUPERIOR COURT  
CRIMINAL TRIALS  
BY TYPE OF CASE\*  
1980 - 1981

\*\*\*\*\*  
\* ANDROSCOGGIN \*  
\*\*\*\*\*

COUNTY	DISPOSITIONS		JURY TRIALS		TOTAL NO. JURY TRIAL DAYS		PERCENT BY JURY TRIAL		JURY WAIVED TRIALS		TOTAL JURY WAIVED TRIAL DAYS		PERCENT BY WAIVED JURY TRIALS	
	1980	1981	1980	1981	1980	1981	1980	1981	1980	1981	1980	1981	1980	1981
BAIL REVIEW	8	8												
TRANSFER	107	170	4	9	2.5	11.0	3.7	5.3		2		1.0		1.2
APPEAL	28	32	2	4	1.5	5.0	7.1	12.5	3		1.5		10.7	
BOUNDOVER	29	24	2	3	1.5	7.5	6.9	12.5						
INDICTMENT	240	217	47	20	62.0	34.0	19.6	9.2	3	3	2.5	2.5	1.3	1.4
INFORMATION	21	42												
JUVENILE APPEAL	9	4							1		.5		11.1	
OTHER	24	19							2		1.0		8.3	
<b>TOTAL</b>	<b>466</b>	<b>516</b>	<b>55</b>	<b>36</b>	<b>67.5</b>	<b>57.5</b>	<b>11.8</b>	<b>7.0</b>	<b>9</b>	<b>5</b>	<b>5.5</b>	<b>3.5</b>	<b>1.9</b>	<b>1.0</b>

128

\*\*\*\*\*  
\* AROOSTOOK \*  
\*\*\*\*\*

COUNTY	DISPOSITIONS		JURY TRIALS		TOTAL NO. JURY TRIAL DAYS		PERCENT BY JURY TRIAL		JURY WAIVED TRIALS		TOTAL JURY WAIVED TRIAL DAYS		PERCENT BY WAIVED JURY TRIALS	
	1980	1981	1980	1981	1980	1981	1980	1981	1980	1981	1980	1981	1980	1981
BAIL REVIEW	20	44												
TRANSFER	371	415	8	15	8.0	14.5	2.2	3.6	1	5	1.5	3.0	.3	1.2
APPEAL	69	102	4	7	4.0	7.5	5.8	6.9	1	2	.5	1.0	1.4	2.0
BOUNDOVER	64	77	5	5	11.5	5.0	7.8	6.5						
INDICTMENT	102	101	7	4	8.5	6.0	6.9	4.0	4	2	6.5	1.5	3.9	2.0
INFORMATION	34	56												
JUVENILE APPEAL	2	2												
OTHER	3	15		1		3.0		6.7						
<b>TOTAL</b>	<b>665</b>	<b>812</b>	<b>24</b>	<b>32</b>	<b>32.0</b>	<b>36.0</b>	<b>3.6</b>	<b>3.9</b>	<b>6</b>	<b>9</b>	<b>8.5</b>	<b>5.5</b>	<b>.9</b>	<b>1.1</b>

\* COUNTED BY DEFENDANT

Table SC-35 (Cont.)

SUPERIOR COURT  
CRIMINAL TRIALS  
BY TYPE OF CASE\*  
1980 - 1981

\*\*\*\*\*  
\* CUMBERLAND \*  
\*\*\*\*\*

COUNTY	DISPOSITIONS		JURY TRIALS		TOTAL NO. JURY TRIAL DAYS		PERCENT BY JURY TRIAL		JURY WAIVED TRIALS		TOTAL JURY WAIVED TRIAL DAYS		PERCENT BY WAIVED JURY TRIALS	
	1980	1981	1980	1981	1980	1981	1980	1981	1980	1981	1980	1981	1980	1981
BAIL REVIEW	91	77												
TRANSFER	638	535	12	13	21.0	25.0	1.9	2.4	5	4	4.5	3.5	.8	.7
APPEAL	184	97	12	4	18.0	6.0	6.5	4.1	5	2	4.5	2.0	2.7	2.1
BOUND OVER	13	16	1		5.0		7.7							
INDICTMENT	589	710	27	36	69.5	96.0	4.6	5.1	3	3	4.0	3.0	.5	.4
INFORMATION	206	227												
JUVENILE APPEAL	7													
OTHER	61	87							19	10	13.5	10.0	31.1	11.5
TOTAL	1789	1749	52	53	113.5	127.0	2.9	3.0	32	19	26.5	18.5	1.8	1.1

\*\*\*\*\*  
\* FRANKLIN \*  
\*\*\*\*\*

COUNTY	DISPOSITIONS		JURY TRIALS		TOTAL NO. JURY TRIAL DAYS		PERCENT BY JURY TRIAL		JURY WAIVED TRIALS		TOTAL JURY WAIVED TRIAL DAYS		PERCENT BY WAIVED JURY TRIALS	
	1980	1981	1980	1981	1980	1981	1980	1981	1980	1981	1980	1981	1980	1981
BAIL REVIEW	1	1												
TRANSFER	272	268	9	12	9.0	17.0	3.3	4.5	7	11	5.0	5.5	2.6	4.1
APPEAL	26	29	5	3	5.0	4.0	19.2	10.3		1		.5		3.4
BOUND OVER	13	12		1		1.5		8.3						
INDICTMENT	51	55	7	5	13.0	9.5	13.7	9.1						
INFORMATION	44	54												
JUVENILE APPEAL	3													
OTHER	1	2												
TOTAL	411	421	21	21	27.0	32.0	5.1	5.0	7	12	5.0	6.0	1.7	2.9

\* COUNTED BY DEFENDANT

Table SC-35 (Cont.)

129

SUPERIOR COURT  
CRIMINAL TRIALS  
BY TYPE OF CASE\*  
1980 - 1981

\*\*\*\*\*  
\* HANCOCK \*  
\*\*\*\*\*

COUNTY	DISPOSITIONS		JURY TRIALS		TOTAL NO. JURY TRIAL DAYS		PERCENT BY JURY TRIAL		JURY WAIVED TRIALS		TOTAL JURY WAIVED TRIAL DAYS		PERCENT BY WAIVED JURY TRIALS	
	1980	1981	1980	1981	1980	1981	1980	1981	1980	1981	1980	1981	1980	1981
BAIL REVIEW	1													
TRANSFER	74	69	1	5	.5	3.5	1.4	7.2	4	1	8.5	.5	5.4	1.4
APPEAL	35	26	6	4	6.0	3.5	17.1	15.4	1		.5		2.9	
BOUND OVER	11	9	2		6.5		18.2							
INDICTMENT	82	108	9	8	17.0	14.0	11.0	7.4	3		1.5		3.7	
INFORMATION	11	15												
JUVENILE APPEAL	2	1												
OTHER		1												
TOTAL	216	229	18	17	30.0	21.0	8.3	7.4	8	1	10.5	.5	3.7	.4

130

\*\*\*\*\*  
\* KENNEBEC \*  
\*\*\*\*\*

COUNTY	DISPOSITIONS		JURY TRIALS		TOTAL NO. JURY TRIAL DAYS		PERCENT BY JURY TRIAL		JURY WAIVED TRIALS		TOTAL JURY WAIVED TRIAL DAYS		PERCENT BY WAIVED JURY TRIALS	
	1980	1981	1980	1981	1980	1981	1980	1981	1980	1981	1980	1981	1980	1981
BAIL REVIEW	28	27												
TRANSFER	335	269	16	21	15.0	18.0	4.8	7.8	6	11	4.0	7.5	1.8	4.1
APPEAL	62	68	8	10	7.0	8.0	12.9	14.7	6	1	3.5	.5	9.7	1.5
BOUND OVER	13	9	1		13.0		7.7		1		1.0		7.7	
INDICTMENT	268	256	31	30	53.0	36.0	11.6	11.7	10	3	8.0	2.0	3.7	1.2
INFORMATION	39	56												
JUVENILE APPEAL	5	15												
OTHER	29	47												
TOTAL	779	747	56	61	88.0	62.0	7.2	8.2	23	15	16.5	10.0	3.0	2.0

\* COUNTED BY DEFENDANT

Table SC-35 (Cont.)

SUPERIOR COURT  
CRIMINAL TRIALS  
BY TYPE OF CASE\*  
1980 - 1981

\*\*\*\*\*  
\* KNOX \*  
\*\*\*\*\*

COUNTY	DISPOSITIONS		JURY TRIALS		TOTAL NO. JURY TRIAL DAYS		PERCENT BY JURY TRIAL		JURY WAIVED TRIALS		TOTAL JURY WAIVED TRIAL DAYS		PERCENT BY WAIVED JURY TRIALS	
	1980	1981	1980	1981	1980	1981	1980	1981	1980	1981	1980	1981	1980	1981
BAIL REVIEW	15	6												
TRANSFER	158	202	4	5	4.0	6.0	2.5	2.5	8	5	4.0	3.5	5.1	2.5
APPEAL	56	32		2		3.0		6.3	5	2	2.5	1.0	8.9	6.3
BOUND OVER	22	29	1	1	.5	3.5	4.5	3.4	1		1.0		4.5	
INDICTMENT	76	78	10	5	19.5	26.5	13.2	6.4		1		1.0		1.3
INFORMATION	18	31												
JUVENILE APPEAL	1	2												
OTHER	9	9												
TOTAL	355	389	15	13	24.0	39.0	4.2	3.3	14	8	7.5	5.5	3.9	2.1

\*\*\*\*\*  
\* LINCOLN \*  
\*\*\*\*\*

COUNTY	DISPOSITIONS		JURY TRIALS		TOTAL NO. JURY TRIAL DAYS		PERCENT BY JURY TRIAL		JURY WAIVED TRIALS		TOTAL JURY WAIVED TRIAL DAYS		PERCENT BY WAIVED JURY TRIALS	
	1980	1981	1980	1981	1980	1981	1980	1981	1980	1981	1980	1981	1980	1981
BAIL REVIEW		1												
TRANSFER	138	153	6	7	7.0	7.5	4.3	4.6	6	7	3.0	3.5	4.3	4.6
APPEAL	20	33		2		3.5		6.1	2	1	1.0	.5	10.0	3.0
BOUND OVER	8	18	2	2	4.0	5.0	25.0	11.1						
INDICTMENT	32	34	4	5	8.5	16.0	12.5	14.7	1	2	.5	1.0	3.1	5.9
INFORMATION	12	24												
JUVENILE APPEAL	2													
OTHER	5	3	1	1	5.0	12.0	20.0	33.3						
TOTAL	217	266	13	17	24.5	44.0	6.0	6.4	9	10	4.5	5.0	4.1	3.8

\* COUNTED BY DEFENDANT

Table SC-35 (Cont.)

SUPERIOR COURT  
CRIMINAL TRIALS  
BY TYPE OF CASE\*  
1980 - 1981

\*\*\*\*\*  
\* OXFORD \*  
\*\*\*\*\*

COUNTY	DISPOSITIONS		JURY TRIALS		TOTAL NO. JURY TRIAL DAYS		PERCENT BY JURY TRIAL		JURY WAIVED TRIALS		TOTAL JURY WAIVED TRIAL DAYS		PERCENT BY WAIVED JURY TRIALS	
	1980	1981	1980	1981	1980	1981	1980	1981	1980	1981	1980	1981	1980	1981
BAIL REVIEW	5	5												
TRANSFER	97	125	10	12	10.5	11.0	10.3	9.6	2	1	1.5	.5	2.1	.8
APPEAL	46	25	3	3	4.0	2.5	6.5	12.0	3	1	1.5	.5	6.5	4.0
BOUND OVER	12	31	1		1.0		8.3							
INDICTMENT	107	82	5	6	6.5	10.0	4.7	7.3	4	2	2.0	1.0	3.7	2.4
INFORMATION	36	22												
JUVENILE APPEAL		4												
OTHER	2	7												
TOTAL	305	301	19	21	22.0	23.5	6.2	7.0	9	4	5.0	2.0	3.0	1.3

132

\*\*\*\*\*  
\* PENOBSCOT \*  
\*\*\*\*\*

COUNTY	DISPOSITIONS		JURY TRIALS		TOTAL NO. JURY TRIAL DAYS		PERCENT BY JURY TRIAL		JURY WAIVED TRIALS		TOTAL JURY WAIVED TRIAL DAYS		PERCENT BY WAIVED JURY TRIALS	
	1980	1981	1980	1981	1980	1981	1980	1981	1980	1981	1980	1981	1980	1981
BAIL REVIEW	23	8												
TRANSFER	364	234	14	12	22.0	13.5	3.8	5.1	19	3	19.0	2.5	5.2	1.3
APPEAL	129	111	13	20	11.0	25.5	10.1	18.0	14	8	7.5	5.0	10.9	7.2
BOUND OVER	20	29	1	4	1.0	5.0	5.0	13.8						
INDICTMENT	285	302	29	27	50.5	48.0	10.2	8.9	6	13	6.0	16.0	2.1	4.3
INFORMATION	33	26		1		1.0		3.8						
JUVENILE APPEAL	3	1							1		.5		33.3	
OTHER	12	19							2		1.0		16.7	
TOTAL	869	730	57	64	84.5	93.0	6.6	8.8	42	24	34.0	23.5	4.8	3.3

\* COUNTED BY DEFENDANT

Table SC-35 (Cont.)

SUPERIOR COURT  
CRIMINAL TRIALS  
BY TYPE OF CASE\*  
1980 - 1981

\*\*\*\*\*  
\* PISCATAQUIS \*  
\*\*\*\*\*

COUNTY	DISPOSITIONS		JURY TRIALS		TOTAL NO. JURY TRIAL DAYS		PERCENT BY JURY TRIAL		JURY WAIVED TRIALS		TOTAL JURY WAIVED TRIAL DAYS		PERCENT BY WAIVED JURY TRIALS	
	1980	1981	1980	1981	1980	1981	1980	1981	1980	1981	1980	1981	1980	1981
BAIL REVIEW														
TRANSFER	27	56	6		3.0		22.2							
APPEAL	8	22		3		3.0	13.6		1		.5		4.5	
BOUND OVER	11	15	1	1	1.0	3.0	9.1	6.7	1		.5		6.7	
INDICTMENT	32	34	3		7.0		9.4							
INFORMATION	5	10												
JUVENILE APPEAL	1													
OTHER		3												
TOTAL	84	140	10	4	11.0	6.0	11.9	2.9	2		1.0		1.4	

\*\*\*\*\*  
\* SAGADAHOE \*  
\*\*\*\*\*

COUNTY	DISPOSITIONS		JURY TRIALS		TOTAL NO. JURY TRIAL DAYS		PERCENT BY JURY TRIAL		JURY WAIVED TRIALS		TOTAL JURY WAIVED TRIAL DAYS		PERCENT BY WAIVED JURY TRIALS	
	1980	1981	1980	1981	1980	1981	1980	1981	1980	1981	1980	1981	1980	1981
BAIL REVIEW	3	2												
TRANSFER	118	118	8	4	7.5	5.5	6.8	3.4	5	6	3.5	3.0	4.2	5.1
APPEAL	40	44	4	2	3.5	3.0	10.0	4.5	2	2	1.0	1.0	5.0	4.5
BOUND OVER	12	35	1	1	1.0	1.0	8.3	2.9						
INDICTMENT	51	44	9	4	13.0	7.5	17.6	9.1	2	1	1.5	1.0	3.9	2.3
INFORMATION	25	24							1		1.0		4.0	
JUVENILE APPEAL		2												
OTHER	2	2												
TOTAL	251	271	22	11	25.0	17.0	8.8	4.1	10	9	7.0	5.0	4.0	3.3

\* COUNTED BY DEFENDANT

Table SC-35 (Cont.)

133

SUPERIOR COURT  
CRIMINAL TRIALS  
BY TYPE OF CASE\*  
1980 - 1981

\*\*\*\*\*  
\* SOMERSET \*  
\*\*\*\*\*

COUNTY	DISPOSITIONS		JURY TRIALS		TOTAL NO. JURY TRIAL DAYS		PERCENT BY JURY TRIAL		JURY WAIVED TRIALS		TOTAL JURY WAIVED TRIAL DAYS		PERCENT BY WAIVED JURY TRIALS	
	1980	1981	1980	1981	1980	1981	1980	1981	1980	1981	1980	1981	1980	1981
BAIL REVIEW	27	24												
TRANSFER	727	702	28	27	28.5	30.0	3.9	3.8	8	17	5.5	11.0	1.1	2.4
APPEAL	17	12	4		4.0		23.5							
BOUND OVER	22	25												
INDICTMENT	132	105	6	7	15.5	19.5	4.5	6.7	1	2	.5	1.0	.8	1.9
INFORMATION	119	81	1		1.0		.8		1		.5		.8	
JUVENILE APPEAL	5	2												
OTHER	7	22		1		5.0		4.5						
TOTAL	1056	973	39	35	49.0	54.5	3.7	3.6	10	19	6.5	12.0	.9	2.0

134

\*\*\*\*\*  
\* WALDO \*  
\*\*\*\*\*

COUNTY	DISPOSITIONS		JURY TRIALS		TOTAL NO. JURY TRIAL DAYS		PERCENT BY JURY TRIAL		JURY WAIVED TRIALS		TOTAL JURY WAIVED TRIAL DAYS		PERCENT BY WAIVED JURY TRIALS	
	1980	1981	1980	1981	1980	1981	1980	1981	1980	1981	1980	1981	1980	1981
BAIL REVIEW	1													
TRANSFER	49	70	5	4	6.5	3.5	10.2	5.7	1	2	.5	1.0	2.0	2.9
APPEAL	8	11	1	3	1.0	4.5	12.5	27.3	1	1	.5	.5	12.5	9.1
BOUND OVER	22	20	2		4.0		9.1		1		2.0		4.5	
INDICTMENT	94	70	10	5	13.0	8.0	10.6	7.1	2	1	1.0	3.0	2.1	1.4
INFORMATION	17	20												
JUVENILE APPEAL		8												
OTHER	8	9												
TOTAL	199	208	18	12	24.5	16.0	9.0	5.8	5	4	4.0	4.5	2.5	1.9

\* COUNTED BY DEFENDANT

Table SC-35 (Cont.)

SUPERIOR COURT  
CRIMINAL TRIALS  
BY TYPE OF CASE\*  
1980 - 1981

\*\*\*\*\*  
\* WASHINGTON \*  
\*\*\*\*\*

COUNTY	DISPOSITIONS		JURY TRIALS		TOTAL NO. JURY TRIAL DAYS		PERCENT BY JURY TRIAL		JURY WAIVED TRIALS		TOTAL JURY WAIVED TRIAL DAYS		PERCENT BY WAIVED JURY TRIALS	
	1980	1981	1980	1981	1980	1981	1980	1981	1980	1981	1980	1981	1980	1981
BAIL REVIEW														
TRANSFER	91	44	8	7	7.5	6.5	8.8	15.9		1		.5		2.3
APPEAL	37	30	4	5	4.0	4.0	10.8	16.7		1		.5		3.3
BOUND OVER	22	15	2	2	4.0	6.5	9.1	13.3	1			.5		4.5
INDICTMENT	121	96	11	10	13.0	19.0	9.1	10.4	3	1	9.5	.5	2.5	1.0
INFORMATION	16	14												
JUVENILE APPEAL	2	1												
OTHER	2	15		1		4.5		6.7						
TOTAL	291	215	25	25	28.5	40.5	8.6	11.6	4	3	10.0	1.5	1.4	1.4

\*\*\*\*\*  
\* YORK \*  
\*\*\*\*\*

COUNTY	DISPOSITIONS		JURY TRIALS		TOTAL NO. JURY TRIAL DAYS		PERCENT BY JURY TRIAL		JURY WAIVED TRIALS		TOTAL JURY WAIVED TRIAL DAYS		PERCENT BY WAIVED JURY TRIALS	
	1980	1981	1980	1981	1980	1981	1980	1981	1980	1981	1980	1981	1980	1981
BAIL REVIEW	9	12												
TRANSFER	587	479	28	24	44.0	29.5	4.8	5.0	1	3	.5	1.5	.2	.6
APPEAL	123	61	4	8	3.0	10.5	3.3	13.1	3	4	2.0	2.0	2.4	6.6
BOUND OVER	71	102												
INDICTMENT	212	279	19	13	41.0	28.5	9.0	4.7	4	2	4.0	2.0	1.9	.7
INFORMATION	175	154		1		.5		.6						
JUVENILE APPEAL	1													
OTHER	16	13	1		5.0		6.3			2		1.0		15.4
TOTAL	1194	1100	52	46	93.0	69.0	4.4	4.2	8	11	6.5	6.5	.7	1.0

\* COUNTED BY DEFENDANT

Table SC-35 (Cont.)



SUPERIOR COURT

CRIMINAL CASELOAD TIME REPORT  
AVERAGE TIME TO DISPOSITION\*

	<u>I N D I C T M E N T S**</u>			<u>T R A N S F E R S</u>			<u>A P P E A L S</u>		
	Average Number of Days From First Appearance to Disposition			Average Number of Days From Filing to Disposition			Average Number of Days From Filing to Disposition		
	<u>1979</u>	<u>1980</u>	<u>1981</u>	<u>1979</u>	<u>1980</u>	<u>1981</u>	<u>1979</u>	<u>1980</u>	<u>1981</u>
REGION I									
Cumberland	151	162	136	183	118	121	209	171	141
Lincoln	151	146	126	72	95	115	91	224	112
Sagadahoc	134	66	99	116	75	114	143	92	118
York	137	134	86	158	204	148	129	223	172
REGION II									
Androscoggin	147	160	206	159	187	215	157	199	310
Franklin	84	76	157	96	108	123	124	151	165
Kennebec	116	128	152	118	107	150	133	173	132
Knox	143	172	218	135	129	185	189	106	127
Oxford	131	123	131	219	181	185	194	173	208
Somerset	80	68	94	111	88	77	157	117	124
Waldo	121	167	102	140	177	97	160	170	144
REGION III									
Aroostook	217	140	150	126	174	194	152	146	147
Hancock	101	160	213	186	177	148	495	155	200
Penobscot	83	117	136	71	114	187	68	112	147
Piscataquis	149	180	202	151	145	262	114	205	276
Washington	234	304	198	216	256	206	224	257	182
-STATE TOTAL-	133	145	143	130	134	142	163	164	160

\*Cases in which more than 15 days elapsed between the date of capias issuance and the first appearance date are not included.

\*\* Does not include indictments in cases originally filed in Superior Court as boundovers from District Court.

SUPERIOR COURT  
 CRIMINAL CASELOAD TIME REPORT  
 ACTUAL TIME TO JURY TRIAL AND DISPOSITION  
 1 9 8 1

REGION I	Filing or First Appearance to Jury Trial *					Filing or First Appearance to Disposition *				
	# of Cases 0-30 Days	# of Cases 31-60 Days	# of Cases 61-90 Days	# of Cases 91-120 Days	# of Cases 121-Up Days	# of Cases 0-30 Days	# of Cases 31-60 Days	# of Cases 61-90 Days	# of Cases 91-120 Days	# of Cases 121-Up Days
<u>CUMBERLAND</u>										
Indictments	0	0	4	3	28	35	65	79	118	293
Transfers	0	1	2	6	3	38	66	74	97	241
Appeals	0	0	1	2	1	4	9	12	15	50
<u>LINCOLN</u>										
Indictments	2	0	0	1	2	6	0	3	7	14
Transfers	0	0	1	1	5	4	23	36	30	57
Appeals	0	1	0	0	1	2	11	5	4	10
<u>SAGADAHOC</u>										
Indictments	0	0	0	0	3	13	2	5	1	14
Transfers	0	0	0	1	3	9	9	34	26	39
Appeals	0	1	0	1	0	1	6	12	9	16
<u>YORK</u>										
Indictments	1	4	2	3	3	80	60	44	28	67
Transfers	3	3	3	3	12	39	89	73	66	212
Appeals	0	1	0	3	4	4	8	10	12	27

137

\* .Indictments measured from first appearance date  
 .Transfers and Appeals measured from filing date  
 .Indictments do not include those indictments in cases originally filed in Superior Court as boundovers from District Court  
 .Cases in which more than 15 days elapsed between the date of capias issuance and the first appearance date are not included

SUPERIOR COURT  
CRIMINAL CASELOAD TIME REPORT  
ACTUAL TIME TO JURY TRIAL AND DISPOSITION  
1 9 8 1

	Filing or First Appearance to Jury Trial *					Filing or First Appearance to Disposition *				
	# of Cases 0-30 Days	# of Cases 31-60 Days	# of Cases 61-90 Days	# of Cases 91-120 Days	# of Cases 121-Up Days	# of Cases 0-30 Days	# of Cases 31-60 Days	# of Cases 61-90 Days	# of Cases 91-120 Days	# of Cases 121-Up Days
<u>REGION II</u>										
<u>ANDROSCOGGIN</u>										
Indictments	0	2	2	1	12	14	13	17	9	104
Transfers	0	0	2	0	7	6	7	11	11	132
Appeals	0	0	0	0	4	0	0	1	3	27
<u>FRANKLIN</u>										
Indictments	0	0	2	1	1	8	3	7	10	16
Transfers	0	1	3	3	5	6	14	63	77	104
Appeals	1	1	0	0	1	1	4	2	3	19
<u>KENNEBEC</u>										
Indictments	4	2	1	5	16	38	31	25	13	109
Transfers	1	4	6	5	5	21	37	63	51	92
Appeals	0	1	0	1	8	6	13	13	8	27
<u>KNOX</u>										
Indictments	3	0	0	0	2	6	1	10	18	32
Transfers	1	2	0	0	2	13	20	13	42	109
Appeals	0	0	1	1	0	1	1	6	11	13
<u>OXFORD</u>										
Indictments	0	1	0	1	3	13	10	9	7	27
Transfers	0	0	1	0	11	4	7	3	7	99
Appeals	0	0	0	0	3	0	0	0	1	24
<u>SOMERSET</u>										
Indictments	3	0	0	1	2	23	18	24	2	30
Transfers	3	7	6	5	6	92	276	164	67	97
Appeals	0	0	0	0	0	0	3	3	0	5
<u>WALDO</u>										
Indictments	0	2	0	1	1	8	9	23	5	15
Transfers	0	0	4	0	0	5	13	22	7	21
Appeals	0	1	1	0	1	1	4	2	0	3

\* .Indictments measured from first appearance date  
 .Transfers and Appeals measured from filing date  
 .Indictments do not include those indictments in cases originally filed in Superior Court as boundovers from District Court  
 .Cases in which more than 15 days elapsed between the date of capias issuance and the first appearance date are not included

SUPERIOR COURT  
 CRIMINAL CASELOAD TIME REPORT  
 ACTUAL TIME TO JURY TRIAL AND DISPOSITION  
 1 9 8 1

139

	Filing or First Appearance to Jury Trial *					Filing or First Appearance to Disposition *				
	# of Cases 0-30 Days	# of Cases 31-60 Days	# of Cases 61-90 Days	# of Cases 91-120 Days	# of Cases 121-Up Days	# of Cases 0-30 Days	# of Cases 31-60 Days	# of Cases 61-90 Days	# of Cases 91-120 Days	# of Cases 121-Up Days
<b>REGION III</b>										
<u>AROOSTOOK</u>										
Indictments	0	0	0	0	4	15	4	10	11	52
Transfers	0	1	0	1	13	14	41	31	48	265
Appeals	2	0	1	0	4	14	10	11	5	57
<u>HANCOCK</u>										
Indictments	0	0	0	0	8	36	2	3	6	54
Transfers	0	0	2	0	1	3	4	9	10	41
Appeals	0	0	0	2	2	0	3	4	3	16
<u>PENOBSCOT</u>										
Indictments	0	0	1	5	20	53	43	28	35	126
Transfers	0	2	0	1	9	21	35	37	19	99
Appeals	0	0	2	0	18	13	16	10	10	53
<u>PISCATAQUIS</u>										
Indictments	0	0	0	0	0	2	1	11	0	16
Transfers	0	0	0	0	0	1	5	1	8	37
Appeals	0	0	0	0	3	0	1	1	0	20
<u>WASHINGTON</u>										
Indictments	0	0	1	0	8	8	8	8	4	55
Transfers	0	0	0	0	7	1	3	1	2	32
Appeals	0	0	0	0	5	0	4	2	3	21
<u>-STATE TOTAL-</u>										
Indictments	13	11	13	22	113	358	270	306	274	1024
Transfers	8	21	30	26	89	277	649	635	568	1677
Appeals	3	6	6	10	55	47	93	94	87	388

\* .Indictments measured from first appearance date  
 .Transfers and Appeals measured from filing date  
 .Indictments do not include those indictments in cases originally filed in Superior Court as boundovers from District Court  
 .Cases in which more than 15 days elapsed between the date of capias issuance and the first appearance date are not included

## CRIMINAL DEFINITIONS

### Refiling

These are matters which have been previously disposed and which have been brought before the Superior Court for further action, although for statistical purposes, such matters are limited to the following circumstances:

1. When a case remanded to the District Court returns to the Superior Court for further action.
2. When a case appealed to the Law Court returns to the Superior Court for further action.
3. When a mistrial occurs and a second trial is required; when a motion for a new trial is granted; or when a case, for any other reason, requires a trial after its original disposition.
4. When a probation revocation is filed.

### Type of Case

1. BAIL REVIEW: Review and hearing of bail set in the District Court by a justice of the Superior Court.
2. TRANSFER: A criminal matter removed from the District Court to the Superior Court after the defendant has been arraigned and entered a plea of not guilty in the District Court.
3. APPEAL: A criminal matter removed from the District Court to the Superior Court after judgment has been entered in the District Court.
4. BOUNDOVER: An action filed in the Superior Court after probable cause has been found in the District Court, even if an indictment is filed subsequently.
5. INDICTMENT: An action brought to the Superior Court for determination after the Grand Jury has found that the prosecutor has sufficient evidence to bring the case to trial.
6. INFORMATION: An action brought to the Superior Court for trial after the defendant has waived his right to be indicted by the Grand Jury and allows the prosecutor to proceed on a complaint describing the alleged offense.
7. JUVENILE APPEAL: A juvenile case removed to the Superior Court for review after judgment has been entered in the juvenile court.

8. OTHER: An action which is not included in one of the above categories, (e.g., motions to suppress in a District Court case, reviews of indigency determination, post-conviction reviews, probation revocations).

Type of Disposition

1. DISTRICT COURT BAIL REVISED: Bail set by the District Court is changed by a justice of the Superior Court.
2. DISTRICT COURT BAIL AFFIRMED: Bail set by the District Court is maintained at the same level by a justice of the Superior Court.
3. DISMISSED BY COURT: Dismissed by a justice of the Superior Court.
4. DISMISSED BY D.A. Rule 48(a): Dismissed by the District Attorney.
5. FILED CASE: Upon consent of the defendant and District Attorney, the case is terminated without final judgment or guilt or innocence.
6. JUVENILE APPEAL DENIED/DISTRICT COURT DECISION AFFIRMED: A Superior Court justice affirms the order of adjudication of a juvenile crime and any other orders.
7. JUVENILE APPEALS SUSTAINED/DISTRICT COURT DECISION REVERSED: A Superior Court justice reverses the juvenile order and remands the matter for further proceedings.
8. JUVENILE APPEAL, NEW SENTENCE: For appeals filed prior to July 1, 1979, the Superior Court justice upholds the decision of the District Court, but imposes a new sentence.
9. NOT GUILTY, REASON OF INSANITY: The judgment reflects a finding of insanity by either the court or a jury.
10. PROBATION REVOKED: A justice finds that probation conditions have been violated and probation is revoked.
11. CONVICTED: There is a finding of guilty by either the court or a jury.
12. ACQUITTED: There is a finding of not guilty by either the court or a jury.
13. MISTRIAL: A justice rules that an erroneous or invalid trial has occurred.
14. OTHER: A disposition which is not included in one of the above categories (e.g., change of venue).



APPENDIX III

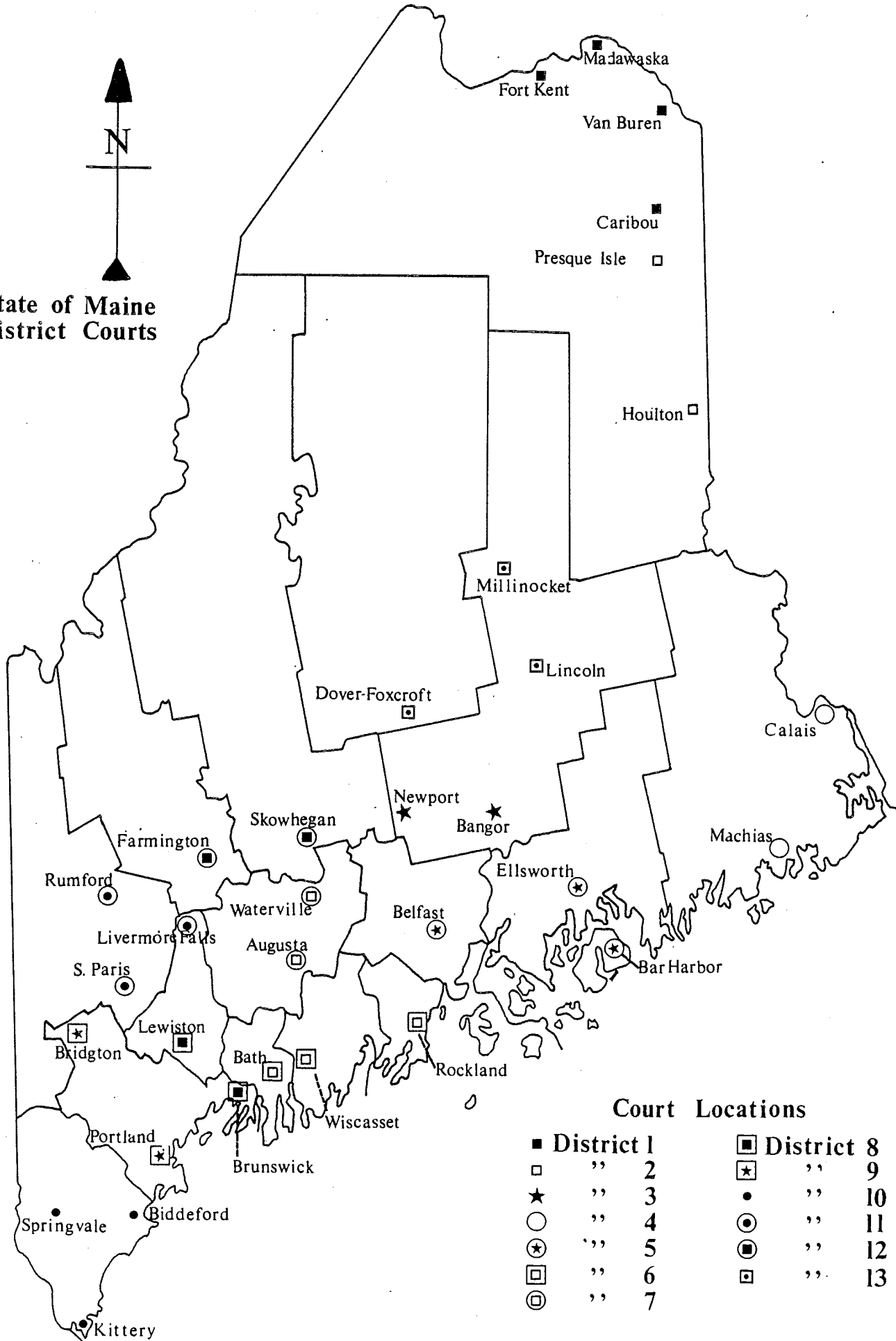
DISTRICT COURT

CASELOAD STATISTICS





# State of Maine District Courts



## Court Locations

■	District 1	■	District 8
□	" 2	★	" 9
★	" 3	●	" 10
○	" 4	●	" 11
★	" 5	■	" 12
□	" 6	□	" 13
○	" 7		

## DISTRICT COURT CASELOAD STATISTICS

### INTRODUCTION

The District Court Statistical Reporting System was established in July 1978 to collect information concerning filings, dispositions, and various caseload activities by type of case, although gross filings and dispositions have been collected since fiscal year 1975. The system is a totally manual operation; monthly statistical forms are completed by each District Court and submitted to the Administrative Office of the Courts for manual compilation and analysis on a quarterly and annual basis.

### OVERVIEW

The caseload in the Maine District Court has undergone some rather interesting fluctuations during the past several years. Since FY75, the total number of cases filed has increased rather steadily by 31.1%, although the last fiscal year witnessed a 3.2% decrease from FY80. There were considerable variations among districts, with the most significant increase occurring in District VIII (Brunswick and Lewiston), where filings have risen by 75%, while filings in District XIII (Dover-Foxcroft, Lincoln, and Millinocket) dropped by 22% during the same period. The eight largest District Courts (Augusta, Bangor, Biddeford, Brunswick, Kittery, Lewiston, Portland, and Skowhegan) accounted for a full 58.6% of the total District Court workload, the highest proportion during the last seven fiscal years.

Caseload statistics by individual type of case have been compiled since calendar year 1979, and indicate marked variations between types of cases. For instance, civil violations and traffic infractions, which accounted for 37% of the total District Court caseload in 1981, have decreased by 16.3% since 1979, while small claims filings have risen by 11.8%. Similarly, the individual courts have had very different experiences with relation to changes in incoming filings. Small claims cases in Augusta rose

by 86.6% over the last three calendar years, while Madawaska's small claims cases decreased by 67.7%. Likewise, filings in the civil violations and traffic infractions category ranged from a 101.2% increase in Farmington to a 61.5% decrease in Caribou.

Table DC-1

This table compares total filings in the 33 District Courts and 13 districts from fiscal year 1975 through fiscal year 1981, and indicates an increase of 31.1% during this period. However, there has been considerable variation among the individual courts, ranging from decreases greater than 25% in Millinocket and Dover-Foxcroft to increases exceeding 50% in Augusta, Bath, Biddeford, Bridgton, Brunswick, Kittery, Lewiston, Springvale, and Wiscasset. Likewise, District XIII experienced a 22.0% drop, while filings in District VIII rose by 75% during the same period, and the reorganized district containing Bath and Brunswick increased by a full 80%.

Table DC-2

The filings during the past seven fiscal years are itemized on this table for the eight largest District Courts in the state. These courts collectively experienced a 43.5% rise in filings, and have been increasingly responsible for the majority of the state's District Court caseload.

Table DC-3

This table summarizes filings by type of case on a statewide basis, and indicates that small claims, criminal D-E, and traffic criminal cases have gradually assumed a greater proportion of the total District Court workload over the past three years, while civil violations and traffic infractions have dropped rather significantly.

#### Table DC-4

This table summarizes filings from calendar year 1979 through calendar year 1981 for each District Court and district, and reveals a slight decrease in overall filings during this period. However, this change is largely attributable to a significant decrease in civil violations and traffic infractions, as evidenced in Tables DC-5 and DC-6. The fluctuation in total filings among courts ranged from a 46.2% decrease in Madawaska to an increase of 30.9% in Farmington, while filings in District I dropped by 30.0%, compared to District IX's increase of 7.6%.

#### Table DC-5

This table summarizes filings, excluding civil violations and traffic infractions, from calendar year 1979 through calendar year 1981 for each District Court and district, since these cases often skew caseload trend information because of their large numbers. The Table consolidates filings for the other nine types of cases, and indicates a 6.7% increase from 1979 to 1981 statewide. This varied throughout the state, from a 52.2% decrease in Madawaska to an increase in excess of 25% in Houlton, Kittery, and Livermore Falls.

#### Table DC-6

The number of civil violations and traffic infractions filings and their proportion of the total District Court caseload is detailed on this table. All districts in the state have experienced marked decreases in these types of cases, resulting in their assumption of an increasingly smaller proportion of the District Court's caseload.

#### Table DC-7

This graph details total filings as well as civil violations traffic infractions for each month during 1981. The months from June through September clearly generate the heaviest District Court workload during the year; total filings reached a peak during July, while the number of civil violations and traffic infractions were highest during September.

Table DC-8

This table demonstrates the relationship between civil and criminal filings as a percentage of total caseload for each District Court and district during calendar year 1981. Criminal filings are responsible for over 75% of the total workload, although this proportion varies from 54.8% in Madawaska to 92.1% in Kittery.

Table DC-9

This table contains the most detailed District Court statistics appearing in the Annual Report, and provides the number of filings and dispositions for each type of case during the last three calendar years. Virtually all of the filings information presented in this table is summarized in other tables in this Report.

Significantly, dispositions have increased at a faster rate during the past three years than have filings, indicating what may be an increasing ability on the part of the District Court to keep up with incoming caseload. However, it should be noted that the dispositions figures are somewhat less reliable than the statistics relating to filings, due to some variations in reporting among court locations.

Table DC-10

This table presents the number of traffic waivers in each District Court and district during the last three calendar years, and indicates that such waivers decreased by 7.8%

DISTRICT COURT FILINGS  
FISCAL YEAR 1975-FISCAL YEAR 1981

	<u>FY 75</u>	<u>FY 76</u>	<u>FY 77</u>	<u>FY 78</u>	<u>FY 79</u>	<u>FY 80</u>	<u>FY 81</u>	<u>% Chg.</u> <u>75-81</u>
<b>DISTRICT I</b>								
Caribou	3,591	3,884	3,969	4,310	4,358	4,733	3,438	-4.3
Fort Kent	1,663	2,153	1,660	1,996	1,783	1,476	1,478	-11.1
Madawaska	1,598	1,849	1,863	1,965	2,516	2,453	1,557	-2.6
Van Buren	671	948	877	1,000	707	608	577	-14.0
-Sub Total-	7,523	8,834	8,369	9,271	9,364	9,270	7,050	-6.3
<b>DISTRICT II</b>								
Houlton	4,914	6,083	5,764	6,461	5,616	5,324	5,529	12.5
Presque Isle	5,395	6,234	7,000	7,204	6,721	6,414	5,180	-4.0
-Sub Total-	10,309	12,317	12,764	13,665	12,337	11,738	10,709	3.9
<b>DISTRICT III</b>								
Bangor	13,469	12,173	12,483	15,633	17,647	16,799	15,562	15.5
Newport	4,563	3,231	3,556	4,708	5,280	5,098	4,538	-.5
-Sub Total-	18,032	15,404	16,039	20,341	22,927	21,897	20,100	11.5
<b>DISTRICT IV</b>								
Calais	3,160	3,066	2,938	3,402	3,851	3,351	2,671	-15.5
Machias	2,510	2,214	2,430	2,198	2,454	2,886	2,264	-9.8
-Sub Total-	5,670	5,280	5,368	5,600	6,305	6,237	4,935	-13.0
<b>DISTRICT V</b>								
Bar Harbor	1,356	1,280	1,385	1,068	1,311	1,323	1,559	15.0
Belfast	3,228	3,567	3,576	3,733	4,501	4,799	4,207	30.3
Ellsworth	4,327	4,657	5,026	4,849	5,766	5,448	5,458	26.1
-Sub Total-	8,911	9,504	9,987	9,650	11,578	11,570	11,224	26.0
<b>DISTRICT VI</b>								
Bath	3,755	3,520	4,098	5,387	6,454	7,013	6,647	77.0
Rockland	3,852	4,336	5,145	5,710	6,257	6,316	5,262	36.6
Wiscasset	2,988	3,038	3,729	4,040	4,374	4,843	4,773	59.7
-Sub Total-	10,595	10,894	12,972	15,137	17,085	18,172	16,682	57.5
<b>DISTRICT VII</b>								
Augusta	9,598	10,764	11,390	13,311	13,547	15,499	17,398	81.3
Waterville	6,324	6,842	8,058	7,541	7,386	6,909	7,174	13.4
-Sub Total-	15,922	17,606	19,448	20,852	20,933	22,408	24,572	54.3

Table DC-1  
(Cont.)

DISTRICT COURT FILINGS  
FISCAL YEAR 1975-FISCAL YEAR 1981

	<u>FY 75</u>	<u>FY 76</u>	<u>FY 77</u>	<u>FY 78</u>	<u>FY 79</u>	<u>FY 80</u>	<u>FY 81</u>	<u>% Chg. 75-81</u>
<b>DISTRICT VIII</b>								
Brunswick	5,184	5,288	5,328	6,371	7,615	9,440	9,461	82.5
Lewiston	9,896	12,626	12,947	14,184	17,009	17,534	16,923	71.0
-Sub Total-	15,080	17,914	18,275	20,555	24,624	26,974	26,384	75.0
<b>DISTRICT IX</b>								
Bridgton	2,027	2,456	2,086	2,654	2,409	3,594	3,232	59.4
Portland	31,976	30,915	29,668	36,443	35,811	38,157	38,589	20.7
-Sub Total-	34,003	33,371	31,754	39,097	38,220	41,751	41,821	23.0
<b>DISTRICT X</b>								
Biddeford	11,192	10,276	10,517	14,561	14,674	18,479	18,119	61.9
Kittery	6,210	6,230	6,480	8,952	9,734	9,636	9,688	56.0
Springvale	4,028	4,132	4,960	5,355	5,660	7,243	7,126	76.9
-Sub Total-	21,430	20,638	21,957	28,868	30,068	35,358	34,933	63.0
<b>DISTRICT XI</b>								
Liv. Falls	1,186	1,273	1,638	1,569	1,382	1,374	1,480	24.8
Rumford	2,593	2,547	3,610	3,468	3,666	3,648	3,783	45.9
South Paris	2,089	2,200	2,756	2,801	2,980	2,733	2,859	36.9
-Sub Total-	5,868	6,020	8,004	7,838	8,028	7,755	8,122	38.4
<b>DISTRICT XII</b>								
Farmington	3,490	2,899	3,246	3,588	4,213	3,676	4,888	40.1
Skowhegan	6,480	8,374	9,257	10,357	11,041	10,116	9,187	41.8
-Sub Total-	9,970	11,273	12,503	13,945	15,254	13,792	14,075	41.2
<b>DISTRICT XIII</b>								
Dover-Fox.	4,075	3,862	3,183	3,434	2,944	2,939	2,987	-26.7
Lincoln	3,758	3,400	3,269	4,284	4,398	4,537	3,760	.1
Millinocket	4,494	3,897	2,931	3,170	3,117	3,549	2,866	-36.2
-Sub Total-	12,327	11,159	9,383	10,888	10,459	11,025	9,613	-22.0
<b>-STATE</b>								
TOTAL-	175,640	180,214	186,823	215,707	227,182	237,947	230,220	31.1



DISTRICT COURT FILINGS

FISCAL YEAR 1975-FISCAL YEAR 1981

REORGANIZED DISTRICTS (1)

A.	<u>FY 75</u>	<u>FY 76</u>	<u>FY 77</u>	<u>FY 78</u>	<u>FY 79</u>	<u>FY 80</u>	<u>FY 81</u>	<u>% Chg. 75-81</u>
Bridgton	2,027	2,456	2,086	2,654	2,409	3,594	3,232	59.4
Liv. Falls	1,186	1,273	1,638	1,569	1,382	1,374	1,480	24.8
Rumford	2,593	2,547	3,610	3,468	3,666	3,648	3,783	45.9
South Paris	2,089	2,200	2,756	2,801	2,980	2,733	2,859	36.9
-Sub. Total-	7,895	8,476	10,090	10,492	10,437	11,349	11,354	43.8
B.								
Bath	3,755	3,520	4,098	5,387	6,454	7,013	6,647	77.0
Brunswick	5,184	5,288	5,328	6,371	7,615	9,440	9,461	82.5
-Sub Total-	8,939	8,808	9,426	11,758	14,069	16,453	16,108	80.2
C.								
Rockland	3,852	4,336	5,145	5,710	6,257	6,316	5,262	36.6
Wiscasset	2,988	3,038	3,729	4,040	4,374	4,843	4,773	59.7
-Sub Total-	6,840	7,374	8,874	9,750	10,631	11,159	10,035	46.7

(1) These districts have been reorganized for judicial assignment purposes only.

## DISTRICT COURT

FILINGS IN THE EIGHT LARGEST DISTRICT COURTS  
FISCAL YEAR 1975 - FISCAL YEAR 1981

<u>Court</u>	<u>FY 75</u>	<u>FY 76</u>	<u>FY 77</u>	<u>FY 78</u>	<u>FY 79</u>	<u>FY 80</u>	<u>FY 81</u>	<u>% Chg. 75-81</u>
Augusta	9,598	10,764	11,390	13,311	13,547	15,499	17,398	81.3
Bangor	13,469	12,173	12,483	15,633	17,647	16,799	15,562	15.5
Biddeford	11,192	10,276	10,517	14,561	14,674	18,479	18,119	61.9
Brunswick	5,184	5,288	5,328	6,371	7,615	9,440	9,461	82.5
Kittery	6,210	6,230	6,480	8,952	9,734	9,636	9,688	56.0
Lewiston	9,896	12,626	12,947	14,184	17,009	17,534	16,923	71.0
Portland	31,976	30,915	29,668	36,443	35,811	38,157	38,589	20.7
Skowhegan	6,480	8,374	9,257	10,357	11,041	10,116	9,187	41.8
-TOTAL-	94,005	96,646	98,070	119,812	127,078	135,660	134,927	43.5
% of Total District Court Filings	53.5%	51.9%	52.5%	55.5%	55.9%	57.0%	58.6%	

DISTRICT COURT  
 FILINGS  
 STATE SUMMARY  
 BY TYPE OF CASE

Calendar Year 1979--Calendar Year 1981

	<u>1979</u> <u>Filings</u>	<u>% of</u> <u>Total</u>	<u>1980</u> <u>Filings</u>	<u>% of</u> <u>Total</u>	<u>1981</u> <u>Filings</u>	<u>% of</u> <u>Total</u>
Civil	13,606	5.8	14,029	6.1	14,543	6.4
Money Judgments	6,891	2.9	6,846	3.0	5,530	2.4
Small Claims	18,832	8.0	20,197	8.7	21,063	9.2
Divorce	7,761	3.3	7,593	3.3	7,737	3.4
Mental Health	546	.2	899	.4	682	.3
-Sub Total-	47,636	20.2	49,564	21.4	49,555	21.7
Juvenile	3,867	1.6	3,965	1.7	3,862	1.7
Criminal A-B-C	2,745	1.2	3,047	1.3	2,984	1.3
Criminal D-E	24,694	10.5	26,316	11.4	26,533	11.6
Traffic Criminal	55,877	23.7	56,074	24.2	60,870	26.6
Civil Violations and Traffic Infractions	101,476	42.9	92,495	40.0	84,892	37.1
-Sub Total-	188,659	79.8	181,897	78.6	179,141	78.3
-STATE TOTAL-	236,295		231,461		228,696	

## DISTRICT COURT

## TOTAL FILINGS

CALENDAR YEAR 1979 - CALENDAR YEAR 1981

	<u>1979</u>	<u>1980</u>	<u>1981</u>	<u>% Change</u> <u>79-81</u>
DISTRICT I				
Caribou	5261	3689	3461	-34.2
Fort Kent	1640	1394	1618	-1.3
Madawaska	2708	1921	1458	-46.2
Van Buren	674	569	658	-2.4
-Sub Total-	10,283	7573	7195	-30.0
DISTRICT II				
Houlton	5508	5127	5857	6.3
Presque Isle	6726	5487	5151	-23.4
-Sub Total-	12,234	10,614	11,008	-10.0
DISTRICT III				
Bangor	17,327	16,172	15,920	-8.1
Newport	5268	4998	3931	-25.4
-Sub Total-	22,595	21,170	19,851	-12.1
DISTRICT IV				
Calais	3609	2858	2690	-25.5
Machias	2864	2506	2182	-23.8
-Sub Total-	6473	5364	4872	-24.7
DISTRICT V				
Bar Harbor	1325	1437	1486	12.2
Belfast	4707	4379	4421	-6.1
Ellsworth	5530	5486	5668	2.5
-Sub Total-	11,562	11,302	11,575	0.1
DISTRICT VI				
Bath	6783	6882	6548	-3.5
Rockland	6121	5575	5474	-10.6
Wiscasset	4726	4609	4718	-.2
-Sub Total-	17,630	17,066	16,740	-5.0
DISTRICT VII				
Augusta	14,836	16,586	15,336	3.4
Waterville	7275	6810	7083	-2.6
-Sub Total-	22,111	23,396	22,419	1.4

## DISTRICT COURT

Table DC-4  
(Cont.)

## TOTAL FILINGS

	CALENDAR YEAR 1979 - CALENDAR YEAR 1981			% Change
	1979	1980	1981	79-81
DISTRICT VIII				
Brunswick	8609	9885	9190	6.7
Lewiston	16,142	17,819	17,338	7.4
-Sub Total-	24,751	27,704	26,528	7.2
DISTRICT IX				
Bridgton	3260	3488	2996	-8.1
Portland	36,965	37,811	40,290	9.0
-Sub Total-	40,225	41,299	43,286	7.6
DISTRICT X				
Biddeford	17,400	17,851	17,653	1.5
Kittery	10,024	9,841	9,314	-7.1
Springvale	6505	7150	6658	2.4
-Sub Total-	33,929	34,842	33,625	-0.9
DISTRICT XI				
Livermore Falls	1332	1473	1600	20.1
Rumford	3669	3805	3760	2.5
South Paris	2878	2858	2800	-2.7
-Sub Total-	7879	8136	8160	3.6
DISTRICT XII				
Farmington	3901	4031	5107	30.9
Skowhegan	11,676	8794	9248	-20.8
-Sub Total-	15,577	12,825	14,355	-7.8
DISTRICT XIII				
Dover-Foxcroft	2936	2998	2856	-2.7
Lincoln	4595	4027	3361	-26.9
Millinocket	3515	3145	2865	-18.5
-Sub Total-	11,046	10,170	9082	-17.8
-STATE TOTAL-	236,295	231,461	228,696	-3.2

## DISTRICT COURT

Table DC-4

(Cont.)

## TOTAL FILINGS

CALENDAR YEAR 1979 - CALENDAR YEAR 1981

## REORGANIZED DISTRICTS (1)

	<u>1979</u>	<u>1980</u>	<u>1981</u>	<u>% Change 79-81</u>
A. Bridgton	3260	3488	2996	-8.1
Livermore Falls	1332	1473	1600	20.1
Rumford	3669	3805	3760	2.5
South Paris	2878	2858	2800	-2.7
-Sub Total-	11,139	11,624	11,156	0.2
B. Bath	6783	6882	6548	-3.5
Brunswick	8609	9885	9190	6.7
-Sub Total-	15,392	16,767	15,738	2.2
C. Rockland	6121	5575	5474	-10.6
Wiscasset	4726	4609	4718	-.2
-Sub Total-	10,847	10,184	10,192	-6.0

(1) These districts have been reorganized for judicial assignment purposes only.

## DISTRICT COURT FILINGS

EXCLUDING CIVIL VIOLATIONS AND TRAFFIC INFRACTIONS

CALENDAR YEAR 1979 - CALENDAR YEAR 1981

	<u>1979</u>	<u>1980</u>	<u>1981</u>	<u>% Change 79-81</u>
DISTRICT I				
Caribou	2738	2582	2489	-9.1
Fort Kent	811	935	935	15.3
Madawaska	2027	1403	969	-52.2
Van Buren	291	281	291	-
-Sub Total-	5867	5201	4684	-20.2
DISTRICT II				
Houlton	2866	3135	3696	29.0
Presque Isle	3710	3862	3706	-.1
-Sub Total-	6576	6997	7402	12.6
DISTRICT III				
Bangor	10,538	10,785	10,431	-1.0
Newport	1899	2091	1902	.2
-Sub Total-	12,437	12,876	12,333	-.8
DISTRICT IV				
Calais	2457	1985	2035	-17.2
Machias	2227	1733	1656	-25.6
-Sub Total-	4684	3718	3691	-21.2
DISTRICT V				
Bar Harbor	796	922	914	14.8
Belfast	3108	3159	3067	-1.3
Ellsworth	3337	3654	3677	10.2
-Sub Total-	7241	7735	7658	5.8
DISTRICT VI				
Bath	3461	3635	3592	3.8
Rockland	4438	4286	4078	-8.1
Wiscasset	2993	2829	2973	-.7
-Sub Total-	10,892	10,750	10,643	-2.3
DISTRICT VII				
Augusta	8061	8528	9563	18.6
Waterville	4934	4759	5180	5.0
-Sub Total-	12,995	13,287	14,743	13.5

DISTRICT COURT FILINGS Table DC-5 (Cont.)  
 EXCLUDING CIVIL VIOLATIONS AND TRAFFIC INFRACTIONS  
 CALENDAR YEAR 1979 - CALENDAR YEAR 1981

	<u>1979</u>	<u>1980</u>	<u>1981</u>	<u>% Change 79-81</u>
<b>DISTRICT VIII</b>				
Brunswick	3815	4350	4644	21.7
Lewiston	10,622	11,333	12,099	13.9
-Sub Total-	14,437	15,683	16,743	16.0
<b>DISTRICT IX</b>				
Bridgton	1407	1737	1692	20.3
Portland	20,111	21,867	24,130	20.0
-Sub Total-	21,518	23,604	25,822	20.0
<b>DISTRICT X</b>				
Biddeford	8667	9027	9058	4.5
Kittery	4483	5703	5927	32.2
Springvale	4445	4408	4405	-.9
-Sub Total-	17,595	19,138	19,390	10.2
<b>DISTRICT XI</b>				
Livermore Falls	864	868	1188	37.5
Rumford	2799	3042	2868	2.5
South Paris	2201	2208	2334	6.0
-Sub Total-	5864	6118	6390	9.0
<b>DISTRICT XII</b>				
Farmington	2863	2717	3019	5.4
Skowhegan	6363	5267	5718	-10.1
-Sub Total-	9226	7984	8737	-5.3
<b>DISTRICT XIII</b>				
Dover-Foxcroft	2159	2325	2315	7.2
Lincoln	1309	1529	1352	3.3
Millinocket	2019	2021	1901	-5.8
-Sub Total-	5487	5875	5568	1.5
-STATE TOTAL-	134,819	138,966	143,804	6.7



DISTRICT COURT FILINGS  
EXCLUDING CIVIL VIOLATIONS AND TRAFFIC INFRACTIONS  
CALENDAR YEAR 1979 - CALENDAR YEAR 1981

REORGANIZED DISTRICTS (1)

	<u>1979</u>	<u>1980</u>	<u>1981</u>	<u>% Change 79-81</u>
A. Bridgton	1407	1737	1692	20.3
Livermore Falls	864	868	1188	37.5
Rumford	2799	3042	2868	2.5
South Paris	2201	2208	2334	6.0
-Sub Total-	7271	7855	8082	11.2
B. Bath	3461	3635	3592	3.8
Brunswick	3815	4350	4644	21.7
-Sub Total-	7276	7985	8236	13.2
C. Rockland	4438	4286	4078	-8.1
Wiscasset	2993	2829	2973	-.7
-Sub Total-	7431	7115	7051	-5.1

(1) These districts have been reorganized for judicial assignment purposes only.

## DISTRICT COURT

## CIVIL VIOLATIONS AND TRAFFIC INFRACTIONS

Calendar Year 1979 - Calendar Year 1981

	FILINGS			% OF TOTAL CASELOAD		
	<u>1979</u>	<u>1980</u>	<u>1981</u>	<u>1979</u>	<u>1980</u>	<u>1981</u>
DISTRICT I						
Caribou	2523	1107	972	48.0	30.0	28.1
Fort Kent	829	459	683	50.5	32.9	42.2
Madawaska	681	518	489	25.1	27.0	33.5
Van Buren	383	288	367	56.8	50.6	55.8
-Sub Total-	4416	2372	2511	42.9	31.3	34.9
DISTRICT II						
Houlton	2642	1992	2161	48.0	38.9	36.9
Presque Isle	3016	1625	1445	44.8	29.6	28.1
-Sub Total-	5658	3617	3606	46.2	34.1	32.8
DISTRICT III						
Bangor	6789	5387	5489	39.2	33.3	34.5
Newport	3369	2907	2029	64.0	58.2	51.6
-Sub Total-	10,158	8294	7518	45.0	39.2	37.9
DISTRICT IV						
Calais	1152	873	655	31.9	30.6	24.4
Machias	637	773	526	22.2	30.8	24.1
-Sub Total-	1789	1646	1181	27.6	30.7	24.2
DISTRICT V						
Bar Harbor	529	515	572	39.9	35.8	38.5
Belfast	1599	1220	1354	34.0	27.9	30.6
Ellsworth	2193	1832	1991	39.7	33.4	35.1
-Sub Total-	4321	3567	3917	37.4	31.6	33.8
DISTRICT VI						
Bath	3322	3247	2956	50.0	47.2	45.1
Rockland	1683	1289	1396	27.5	23.1	25.5
Wiscasset	1733	1780	1745	36.7	38.6	37.0
-Sub Total-	6738	6316	6097	38.2	37.0	36.4
DISTRICT VII						
Augusta	6775	8058	5773	45.7	48.6	37.6
Waterville	2341	2051	1903	32.2	30.1	26.9
-Sub Total-	9116	10,109	7676	41.2	43.2	34.2
DISTRICT VIII						
Brunswick	4794	5535	4546	55.7	56.0	49.5
Lewiston	5520	6486	5239	34.2	36.4	30.2
-Sub Total-	10,314	12,021	9785	41.7	43.4	36.9

Table DC-6  
(cont)

DISTRICT COURT  
CIVIL VIOLATIONS AND TRAFFIC INFRACTIONS

Calendar Year 1979 - Calendar Year 1981

	FILINGS			% OF TOTAL CASELOAD		
	<u>1979</u>	<u>1980</u>	<u>1981</u>	<u>1979</u>	<u>1980</u>	<u>1981</u>
DISTRICT IX						
Bridgton	1853	1751	1304	56.8	50.2	43.5
Portland	16,854	15,944	16,160	45.6	42.2	40.6
-Sub Total-	18,707	17,695	17,464	46.5	42.8	40.3
DISTRICT X						
Biddeford	8733	8824	8595	50.2	49.4	48.7
Kittery	5541	4138	3387	55.3	42.0	28.1
Springvale	2060	2742	2253	31.7	38.3	33.8
-Sub Total-	16,334	15,704	14,235	48.1	45.1	42.3
DISTRICT XI						
Livermore Falls	468	605	412	35.1	41.1	25.8
Rumford	870	763	892	23.7	20.1	23.7
South Paris	677	650	466	23.5	22.7	16.6
-Sub Total-	2015	2018	1770	25.6	24.8	21.7
DISTRICT XII						
Farmington	1038	1314	2088	26.6	32.6	40.9
Skowhegan	5313	3527	3530	45.5	40.1	38.2
-Sub Total-	6351	4841	5618	40.8	37.7	39.1
DISTRICT XIII						
Dover-Foxcroft	777	673	541	26.5	22.5	18.9
Lincoln	3286	2498	2009	71.5	62.0	59.8
Millinocket	1496	1124	964	42.6	35.7	33.6
-Sub Total-	5559	4295	3514	50.3	42.2	38.7
-STATE TOTAL-	101,476	92,495	84,892	42.9	40.0	37.1

DISTRICT COURT  
CIVIL VIOLATIONS AND TRAFFIC INFRACTIONS  
Calendar Year 1979 - Calendar Year 1981

REORGANIZED DISTRICTS (1)

	FILINGS			% OF TOTAL CASELOAD		
	<u>1979</u>	<u>1980</u>	<u>1981</u>	<u>1979</u>	<u>1980</u>	<u>1981</u>
A. Bridgton	1853	1751	1304	56.8	50.2	43.5
Livermore Falls	468	605	412	35.1	41.1	25.8
Rumford	870	763	892	23.7	20.1	23.7
South Paris	677	650	466	23.5	22.7	16.6
-Sub Total-	3868	3769	3074	34.7	32.4	27.6
B. Bath	3322	3247	2956	50.0	47.2	45.1
Brunswick	4794	5535	4546	55.7	56.0	49.5
-Sub Total-	8116	8782	7502	52.7	52.4	47.7
C. Rockland	1683	1289	1396	27.5	23.1	25.5
Wiscasset	1733	1780	1745	36.7	38.6	37.0
-Sub Total-	3416	3069	3141	31.5	30.1	30.8

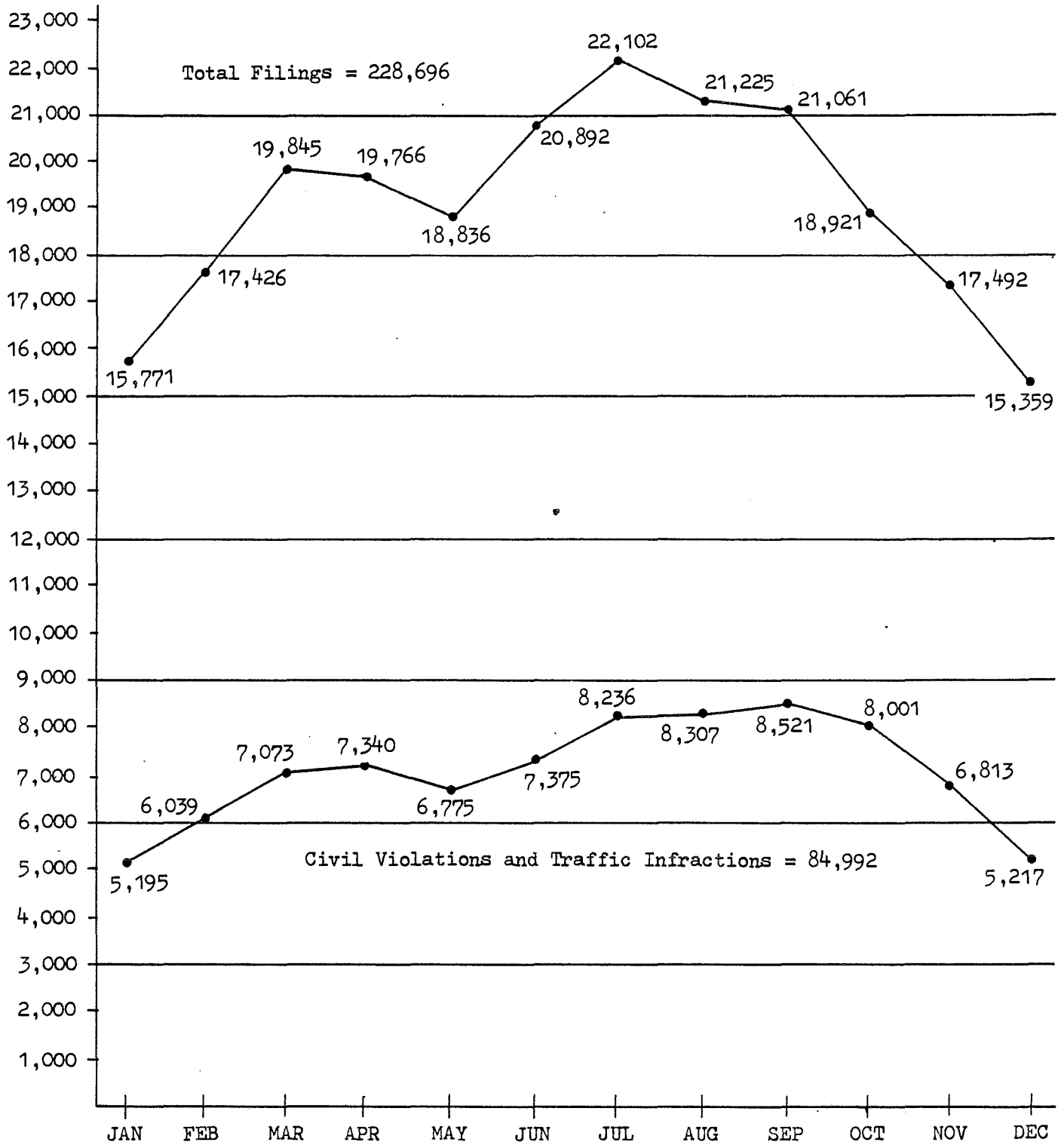
(1) These districts have been reorganized for judicial assignment purposes only.

# DISTRICT COURT

## Caseload by Month: 1981

Graph DC-7

NUMBER OF  
FILINGS



DISTRICT COURT  
CIVIL AND CRIMINAL FILINGS  
CALENDAR YEAR 1981

	<u>Civil Filings</u>	<u>% of Total Caseload</u>	<u>Criminal Filings</u>	<u>% of Total Caseload</u>
DISTRICT I				
Caribou	1089	31.5	2372	68.5
Fort Kent*	-	-	1618	100.0
Madawaska	659	45.2	799	54.8
Van Buren*	-	-	658	100.0
-Sub Total-	1748	24.3	5447	75.7
DISTRICT II				
Houlton	1059	18.1	4798	81.9
Presque Isle	1687	32.8	3464	67.2
-Sub Total-	2746	24.9	8262	75.1
DISTRICT III				
Bangor	4529	28.4	11,391	71.6
Newport	631	16.1	3300	83.9
-Sub Total-	5160	26.0	14,691	74.0
DISTRICT IV				
Calais	655	24.3	2035	75.7
Machias	527	24.2	1655	75.8
-Sub Total-	1182	24.3	3690	75.7
DISTRICT V				
Bar Harbor	375	25.2	1111	74.8
Belfast	1024	23.2	3397	76.8
Ellsworth	1243	21.9	4425	78.1
-Sub Total-	2642	22.8	8933	77.2
DISTRICT VI				
Bath	1268	19.4	5280	80.6
Rockland	1777	32.5	3697	67.5
Wiscasset	1195	25.3	3523	74.7
-Sub Total-	4240	25.3	12,500	74.7
DISTRICT VII				
Augusta	3859	25.2	11,477	74.8
Waterville	2228	31.5	4855	68.5
-Sub Total-	6087	27.2	16,332	72.8
DISTRICT VIII				
Brunswick	1188	12.9	8002	87.1
Lewiston	4297	24.8	13,041	75.2
-Sub Total-	5485	20.7	21,043	79.3

Table DC-8  
(Cont.)

DISTRICT COURT  
CIVIL AND CRIMINAL FILINGS  
CALENDAR YEAR 1981

	<u>Civil Filings</u>	<u>% of Total Caseload</u>	<u>Criminal Filings</u>	<u>% of Total Caseload</u>
DISTRICT IX				
Bridgton	527	17.6	2469	82.4
Portland	7374	18.5	32,916	81.5
-Sub Total-	7901	18.3	35,385	81.7
DISTRICT X				
Biddeford	2603	14.7	15,050	85.3
Kittery	740	7.9	8574	92.1
Springvale	1232	18.5	5426	81.5
-Sub Total-	4575	13.6	29,050	86.4
DISTRICT XI				
Livermore Falls	367	22.9	1233	77.1
Rumford	1184	31.5	2576	68.5
South Paris	1088	38.9	1712	61.1
-Sub Total-	2639	32.3	5521	67.7
DISTRICT XII				
Farmington	1224	24.0	3883	76.0
Skowhegan	1938	21.0	7310	79.0
-Sub Total-	3162	22.0	11,193	78.0
DISTRICT XIII				
Dover-Foxcroft	841	29.4	2015	70.6
Lincoln	622	18.5	2739	81.5
Millinocket	525	18.3	2340	81.7
-Sub Total-	1988	21.9	7094	78.1
-STATE TOTAL-	49,555	21.7	179,141	78.3

\*These courts do not handle civil cases.

CIVIL AND CRIMINAL FILINGS  
CALENDAR YEAR 1981

## REORGANIZED DISTRICTS (1)

	<u>Civil Filings</u>	<u>% of Total Caseload</u>	<u>Criminal Filings</u>	<u>% of Total Caseload</u>
A. Bridgton	527	17.6	2469	82.4
Livermore Falls	367	22.9	1233	77.1
Rumford	1184	31.5	2576	68.5
South Paris	1088	38.9	1712	61.1
-Sub Total-	3166	28.4	7990	71.6
B. Bath	1268	19.4	5280	80.6
Brunswick	1188	12.9	8002	87.1
-Sub Total-	2456	15.6	13,282	84.4
C. Rockland	1777	32.5	3697	67.5
Wiscasset	1195	25.3	3523	74.7
-Sub Total-	2972	29.2	7220	70.8

(1) These districts have been reorganized for judicial assignment purposes only.



DISTRICT COURT  
 FILINGS AND DISPOSITIONS BY TYPE OF CASE  
 CALENDAR YEAR 1979-CALENDAR YEAR 1981

STATE TOTALS	F I L I N G S				D I S P O S I T I O N S			
	1979	1980	1981	% chg 79-81	1979	1980	1981	% chg 79-81
Civil	13,606	14,029	14,543	6.9	11,674	12,457	15,063	29.0
Money Judgments	6,891	6,846	5,530	-19.8	5,861	6,570	5,675	-3.2
Small Claims	18,832	20,197	21,063	11.8	15,647	17,509	18,713	19.6
Divorce	7,761	7,593	7,737	-.3	7,213	7,526	8,454	17.2
Mental Health	546	899	682	24.9	480	897	737	53.5
-Sub Total-	47,636	49,564	49,555	4.0	40,875	44,959	48,642	19.0
Juvenile	3,867	3,965	3,862	-.1	3,642	3,941	3,793	4.1
Criminal A-B-C etc.	2,745	3,047	2,984	8.7	2,713	2,551	2,875	6.0
Criminal D-E etc.	24,694	26,316	26,533	7.4	23,864	25,056	26,380	10.5
Traffic 'Criminal'	55,877	56,074	60,870	8.9	50,990	49,492	58,431	14.6
Civil Violations and Traffic Infrac.	101,476	92,495	84,892	-16.3	103,906	96,449	86,132	-17.1
-Sub Total-	188,659	181,897	179,141	-5.0	185,115	177,489	177,611	-4.1
-TOTAL-	236,295	231,461	228,696	-3.2	225,990	222,448	226,253	.1

DISTRICT COURT

FILINGS AND DISPOSITIONS BY TYPE OF CASE

CALENDAR YEAR 1979-CALENDAR YEAR 1981

	F I L I N G S				D I S P O S I T I O N S			
	1979	1980	1981	% chg 79-81	1979	1980	1981	% chg 79-81
<b>AUGUSTA</b>								
Civil	865	865	971	12.2	783	771	781	-0.3
Money Judgments	368	418	427	16.0	240	375	663	176.3
Small Claims	878	963	1638	86.6	951	947	1632	71.6
Divorce	505	539	544	7.7	475	505	795	67.4
Mental Health	176	256	279	58.5	179	259	332	85.5
-Sub Total-	2792	3041	3859	38.2	2628	2857	4203	60.0
Juvenile	303	337	349	15.2	311	368	393	26.4
Criminal A-B-C etc.	171	205	188	9.9	315	139	61	-80.6
Criminal D-E etc.	1585	1839	1881	18.7	1648	1639	1931	17.2
Traffic 'Criminal'	3210	3106	3286	2.4	1570	1288	2552	62.5
Civil Violations and Traffic Infractions	6775	8058	5773	-14.8	8887	8996	7544	-15.1
-Sub Total-	12,044	13,545	11,477	-4.7	12,731	12,430	12,481	-2.0
-TOTAL-	14,836	16,586	15,336	3.4	15,359	15,287	16,684	8.6
<b>BANGOR</b>								
Civil	1257	1156	1481	17.8	1613	959	1583	-1.9
Money Judgments	475	439	438	-7.8	434	381	512	18.0
Small Claims	1186	1403	1823	53.7	634	932	1766	178.6
Divorce	611	692	567	-7.2	501	640	824	64.5
Mental Health	255	240	220	-13.7	225	243	215	-4.4
-Sub Total-	3784	3930	4529	19.7	3407	3155	4900	43.8
Juvenile	309	438	345	11.7	257	409	433	68.5
Criminal A-B-C etc.	199	247	267	34.2	183	264	274	49.7
Criminal D-E etc.	1525	1854	1718	12.7	1416	1875	1695	19.7
Traffic 'Criminal'	4721	4316	3572	-24.3	4510	4282	3426	-24.0
Civil Violations and Traffic Infractions	6789	5387	5489	-19.2	6742	5376	5399	-19.9
-Sub Total-	13,543	12,242	11,391	-15.9	13,108	12,206	11,227	-14.4
-TOTAL-	17,327	16,172	15,920	-8.1	16,515	15,361	16,127	-2.4

## F I L I N G S

## D I S P O S I T I O N S

	<u>1979</u>	<u>1980</u>	<u>1981</u>	<u>% chg 79-81</u>	<u>1979</u>	<u>1980</u>	<u>1981</u>	<u>% chg 79-81</u>
<b>BAR HARBOR</b>								
Civil	102	77	94	-7.8	64	69	60	-6.3
Money Judgments	40	57	36	-10.0	23	72	37	60.9
Small Claims	135	192	157	16.3	131	179	141	7.6
Divorce	70	62	88	25.7	61	52	67	9.8
Mental Health	-	-	-	-	-	-	-	-
-Sub Total-	347	388	375	8.1	279	372	305	9.3
Juvenile	41	21	11	-73.2	34	29	15	-55.9
Criminal A-B-C etc.	21	23	25	19.0	10	25	18	80.0
Criminal D-E etc.	202	230	252	24.8	230	233	221	-3.9
Traffic 'Criminal'	185	260	251	35.7	191	248	223	16.8
Civil Violations and Traffic Infractions	529	515	572	8.1	535	524	513	-4.1
-Sub Total-	978	1049	1111	13.6	1000	1059	990	-1.0
-TOTAL-	1325	1437	1486	12.2	1279	1431	1295	1.3
<b>BATH</b>								
Civil	329	361	373	13.4	370	425	275	-25.7
Money Judgments	211	219	138	-34.6	153	186	117	-23.5
Small Claims	416	555	517	6.7	283	525	473	67.1
Divorce	234	228	240	2.6	217	249	214	-1.4
Mental Health	1	5	-	-	-	2	-	-
-Sub Total-	1191	1368	1268	6.5	1023	1387	1079	5.5
Juvenile	92	123	97	5.4	74	131	105	41.9
Criminal A-B-C etc.	69	99	84	21.7	64	91	81	26.6
Criminal D-E etc.	468	512	533	13.9	394	491	505	28.2
Traffic 'Criminal'	1641	1533	1610	-1.9	1407	1530	1588	12.9
Civil Violations and Traffic Infractions	3322	3247	2956	-11.0	2984	3261	2931	-1.8
-Sub Total-	5592	5514	5280	-5.6	4923	5504	5210	5.8
-TOTAL-	6783	6882	6548	-3.5	5946	6891	6289	5.8

F I L I N G S

D I S P O S I T I O N S

	1979	1980	1981	% chg 79-81	1979	1980	1981	% chg 79-81
<b>BELFAST</b>								
Civil	287	248	219	-23.7	213	238	158	-25.8
Money Judgments	156	151	119	-23.7	146	120	88	-39.7
Small Claims	709	695	494	-38.7	487	697	428	-12.1
Divorce	183	182	192	4.9	176	170	156	-11.4
Mental Health	-	1	-	-100.0	-	-	-	-
-Sub Total-	1335	1277	1024	-23.3	1022	1225	830	-18.8
Juvenile	76	55	86	13.2	59	55	81	37.3
Criminal A-B-C etc.	72	99	94	30.6	62	80	90	45.2
Criminal D-E etc.	583	725	733	25.7	587	681	814	38.7
Traffic 'Criminal'	1042	1003	1130	8.5	999	958	1152	15.3
Civil Violations and Traffic Infractions	1599	1220	1354	-15.3	1640	1239	1337	-18.5
-Sub Total-	3372	3102	3397	.7	3347	3013	3474	3.8
-TOTAL-	4707	4379	4421	-6.1	4369	4238	4304	-1.5
<b>BIDDEFORD</b>								
Civil	602	714	733	21.8	420	461	753	79.3
Money Judgments	214	245	221	3.3	189	137	109	-42.3
Small Claims	996	1147	1220	22.5	820	759	611	-25.5
Divorce	436	419	429	-1.6	408	327	515	26.2
Mental Health	-	-	-	-	-	-	-	-
-Sub Total-	2248	2525	2603	15.8	1837	1684	1988	8.2
Juvenile	268	394	313	16.8	179	375	318	155.3
Criminal A-B-C etc.	186	290	313	68.3	176	215	312	77.3
Criminal D-E etc.	1683	1859	1907	126.6	1677	1822	1945	16.0
Traffic 'Criminal'	4282	3959	3922	-8.4	4223	4144	3726	-11.8
Civil Violations and Traffic Infractions	8733	8824	8595	-1.6	8330	9001	8821	5.9
-Sub Total-	15,152	15,326	15,050	-.7	14,585	15,557	15,122	3.7
-TOTAL-	17,400	17,851	17,653	1.5	16,422	17,241	17,110	4.2

	F I L I N G S				D I S P O S I T I O N S			
	1979	1980	1981	% chg 79-81	1979	1980	1981	% chg 79-81
BRIDGTON								
Civil	104	141	149	43.3	64	166	193	201.6
Money Judgments	27	54	58	114.8	30	53	65	116.7
Small Claims	190	342	210	10.5	154	255	292	89.6
Divorce	101	115	110	8.9	82	113	122	48.8
Mental Health	1	-	-	-	-	-	-	-
-Sub Total-	423	652	527	24.6	330	587	672	103.6
Juvenile	77	71	124	61.0	63	66	91	44.4
Criminal A-B-C etc.	33	79	55	66.7	40	61	38	-5.0
Criminal D-E etc.	309	445	417	35.0	345	461	404	17.1
Traffic 'Criminal'	565	490	569	.7	428	394	449	4.9
Civil Violations and Traffic Infractions	1853	1751	1304	-29.6	1512	1761	1373	-9.2
-Sub Total-	2837	2836	2469	13.0	2388	2743	2355	-1.4
-TOTAL-	3260	3488	2996	-8.1	2718	3330	3027	11.4
BRUNSWICK								
Civil	238	270	301	26.5	173	163	170	-1.7
Money Judgments	87	113	114	31.0	47	22	40	-14.9
Small Claims	305	350	540	77.1	183	308	219	19.7
Divorce	212	190	233	9.9	209	180	193	-7.7
Mental Health	-	-	-	-	-	-	-	-
-Sub Total-	842	923	1188	41.1	612	673	622	1.6
Juvenile	94	95	87	-7.5	91	93	69	-24.2
Criminal A-B-C etc.	30	32	42	40.0	26	31	45	73.1
Criminal D-E etc.	451	842	876	94.2	398	1239	1532	284.9
Traffic 'Criminal'	2398	2458	2451	2.2	1840	1194	1728	-6.1
Civil Violations and Traffic Infractions	4794	5535	4546	-5.2	4102	5575	4831	17.8
-Sub Total-	7767	8962	8002	3.0	6457	8132	8205	27.1
-TOTAL-	8609	9885	9190	6.8	7069	8805	8827	24.9

F I L I N G S

D I S P O S I T I O N S

	1979	1980	1981	% chg 79-81	1979	1980	1981	% chg 79-81
<b>CALAIS</b>								
Civil	189	180	211	11.6	147	201	217	47.6
Money Judgments	78	99	78	-	84	124	102	21.4
Small claims	311	242	247	20.6	298	246	282	-5.4
Divorce	124	122	119	-4.0	139	115	158	13.7
Mental Health	-	-	-	-	-	-	-	-
-Sub Total-	702	643	655	-6.7	668	686	759	13.6
Juvenile	100	56	58	-42.0	90	59	62	-31.1
Criminal A-B-C etc.	79	39	72	-8.9	76	41	79	4.0
Criminal D-E etc.	668	669	574	-14.1	716	713	587	-18.0
Traffic 'Criminal'	908	578	676	-25.6	903	607	676	-25.1
Civil Violations and Traffic Infractions	1152	873	655	-43.1	1146	865	731	-36.2
-Sub Total-	2907	2215	2035	-30.0	2931	2285	2135	-27.2
-TOTAL-	3609	2858	2690	-25.5	3599	2971	2894	-19.6
<b>CARIBOU</b>								
Civil	296	301	281	-5.0	242	296	284	17.4
Money Judgments	205	191	141	-31.2	200	194	142	-30.0
Small Claims	510	645	472	-7.5	408	552	495	21.3
Divorce	197	199	195	-1.0	189	193	197	4.2
Mental Health	-	-	-	-	-	-	-	-
-Sub Total-	1208	1336	1089	-9.9	1039	1235	1118	7.6
Juvenile	46	68	60	3.0	66	73	85	29.0
Criminal A-B-C etc.	54	70	41	-2.4	62	58	50	-19.4
Criminal D-E etc.	376	374	388	3.2	369	377	371	.6
Traffic 'Criminal'	1054	734	911	-13.6	1035	768	932	-10.0
Civil Violations and Traffic Infractions	2523	1107	972	-61.5	2526	1117	983	-61.0
-Sub Total-	4053	2353	2372	-41.5	4058	2393	2421	-40.3
-TOTAL-	5261	3689	3461	-34.2	5097	3628	3539	-30.6

F I L I N G S

D I S P O S I T I O N S

	<u>1979</u>	<u>1980</u>	<u>1981</u>	<u>% chg</u> <u>79-81</u>	<u>1979</u>	<u>1980</u>	<u>1981</u>	<u>% chg</u> <u>79-81</u>
<b>DOVER-FOXCROFT</b>								
Civil	115	142	124	7.8	113	138	137	21.2
Money Judgments	190	103	62	-67.4	175	108	71	-59.4
Small Claims	376	475	506	35.0	450	441	498	10.7
Divorce	129	140	149	15.5	112	123	153	36.6
Mental Health	-	-	-	-	-	-	-	-
-Sub Total-	810	860	841	3.8	850	810	859	1.1
Juvenile	65	63	70	7.7	62	72	59	-4.8
Criminal A-B-C etc.	57	77	67	17.5	43	75	76	76.7
Criminal D-E etc.	582	748	667	14.6	529	711	683	29.1
Traffic 'Criminal'	645	577	670	3.9	628	580	690	9.9
Civil Violations and Traffic Infractions	777	673	541	-30.3	800	670	532	-33.5
-Sub Total-	2126	2138	2015	-5.2	2062	2108	2040	-1.1
-TOTAL-	2936	2998	2856	-2.7	2912	2918	2899	- .4
<b>ELLSWORTH</b>								
Civil	231	280	259	12.1	278	302	255	-8.3
Money Judgments	199	151	115	-42.2	208	165	156	-25.0
Small Claims	750	892	648	-13.6	671	820	556	-17.1
Divorce	237	207	221	-6.8	202	213	213	5.4
Mental Health	-	-	-	-	-	-	-	-
-Sub Total-	1417	1530	1243	-12.3	1359	1500	1180	-13.2
Juvenile	80	93	70	-12.5	78	96	67	-14.1
Criminal A-B-C etc.	58	72	51	-12.1	49	69	53	8.2
Criminal D-E etc.	665	618	728	9.5	599	642	650	8.5
Traffic 'Criminal'	1117	1341	1585	42.0	1093	1360	1556	42.4
Civil Violations and Traffic Infractions	2193	1832	1991	-9.2	2065	1848	1911	-7.5
-Sub Total-	4113	3956	4425	7.6	3884	4015	4237	9.1
-TOTAL-	5530	5486	5668	2.5	5243	5515	5417	3.3

172

Table DC-9  
(Cont.)

F I L I N G S

D I S P O S I T I O N S

	<u>1979</u>	<u>1980</u>	<u>1981</u>	<u>% chg 79-81</u>	<u>1979</u>	<u>1980</u>	<u>1981</u>	<u>% chg 79-81</u>
<b>FARMINGTON</b>								
Civil	245	193	266	8.6	215	202	271	26.0
Money Judgments	155	143	162	4.5	142	152	170	19.7
Small Claims	676	558	659	-2.5	682	547	596	-12.6
Divorce	209	149	137	-3.4	202	183	147	-27.2
Mental Health	-	-	-	-	-	-	-	-
-Sub Total-	1285	1043	1224		1241	1084	1184	
Juvenile	152	97	52	-65.8	174	103	50	-71.3
Criminal A-B-C etc.	49	57	73	49.0	42	61	78	85.7
Criminal D-E etc.	511	478	449	-12.1	525	479	457	-13.0
Traffic 'Criminal'	866	1042	1221	41.0	906	1039	1184	30.7
Civil Violations and Traffic Infractions	1038	1314	2088	101.2	1076	1313	2051	90.6
-Sub Total-	2616	2988	3883	48.4	2723	2995	3820	40.3
-TOTAL-	3901	4031	5107	30.9	3964	4079	5004	26.2

173

<b>FORT KENT*</b>								
Civil	-	-	-	-	-	-	-	-
Money Judgments	-	-	-	-	-	-	-	-
Small Claims	-	-	-	-	-	-	-	-
Divorce	-	-	-	-	-	-	-	-
Mental Health	-	-	-	-	-	-	-	-
Juvenile	10	13	8	-20.0	16	12	1	-93.8
Criminal A-B-C etc.	19	13	11	-42.1	20	10	11	-45.0
Criminal D-E etc.	376	448	387	2.9	378	450	390	3.2
Traffic 'Criminal'	406	461	529	30.3	400	467	494	23.5
Civil Violations and Traffic Infractions	829	459	683	-18.8	852	453	692	-18.8
-TOTAL-	1640	1394	1618	-2.0	1666	1392	1588	-4.7

\*This court does not handle civil cases.

Table DC-9  
(Cont.)



174

F I L I N G S

D I S P O S I T I O N S

HOULTON	F I L I N G S				D I S P O S I T I O N S			
	1979	1980	1981	% chg 79-81	1979	1980	1981	% chg 79-81
Civil	279	367	318	14.0	264	243	334	26.5
Money Judgments	235	223	190	-19.1	118	144	135	14.4
Small Claims	522	725	453	-13.2	467	668	403	-13.7
Divorce	107	107	98	-8.4	89	101	91	2.2
Mental Health	-	-	-	-	-	-	-	-
-Sub Total-	1143	1422	1059	-7.3	938	1156	963	2.6
Juvenile	86	74	119	38.4	78	51	92	17.9
Criminal A-B-C etc.	38	56	84	121.2	36	52	76	111.1
Criminal D-E etc.	450	492	908	101.8	535	458	876	63.7
Traffic 'Criminal'	1149	1091	1526	33.0	1142	1039	1520	33.1
Civil Violations and Traffic Infractions	2642	1992	2161	-18.2	2664	1988	2090	-21.5
-Sub Total-	4365	3705	4798	9.9	4455	3588	4654	4.5
-TOTAL-	5508	5127	5857	6.3	5393	4744	5617	4.1
KITTERY								
Civil	172	206	194	12.8	173	186	254	46.8
Money Judgments	42	51	56	33.3	39	31	85	117.9
Small Claims	280	255	291	3.9	243	238	298	22.6
Divorce	202	169	199	-1.5	196	175	214	9.2
Mental Health	1	1	-	-	1	1	-	-
-Sub Total-	697	682	740	6.2	652	631	851	30.5
Juvenile	34	38	41	20.6	46	41	37	-19.6
Criminal A-B-C etc.	90	110	122	35.6	66	100	114	72.7
Criminal D-E etc.	890	701	679	-23.7	862	715	739	-14.3
Traffic 'Criminal'	2772	4172	4345	56.7	2863	4135	4338	51.5
Civil Violations and Traffic Infractions	5541	4138	3387	-52.8	5674	4192	3522	-37.9
-Sub Total-	9327	9159	8574	-16.4	9511	9183	8750	-8.0
-TOTAL-	10,024	9841	9314	-7.1	10,163	9814	9601	-5.5

Table DC-9  
(Cont.)

F I L I N G S

D I S P O S I T I O N S

	1979	1980	1981	% chg 79-81	1979	1980	1981	% chg 79-81
<b>LEWISTON</b>								
Civil	1631	1597	1700	4.2	1508	1628	1534	1.7
Money Judgments	572	735	517	-9.6	659	927	570	-13.5
Small Claims	1040	1220	1367	31.4	801	1091	1355	69.2
Divorce	710	686	713	0.4	687	821	802	16.7
Mental Health	3	12	-	-	-	1	14	-
-Sub Total-	3956	4250	4297	8.6	3655	4468	4275	16.6
Juvenile	420	345	286	-31.9	341	340	258	-24.3
Criminal A-B-C etc.	266	316	246	-0.8	256	293	238	-7.0
Criminal D-E etc.	1818	2074	2035	11.9	1985	2106	1781	-10.3
Traffic 'Criminal'	4162	4348	5217	25.3	4314	4617	4999	15.9
Civil Violations and Traffic Infractions	5520	6486	5239	-5.1	5741	6500	5025	-12.5
-Sub Total-	12,186	13,569	13,041	7.0	12,637	13,856	12,301	-2.7
-TOTAL-	16,142	17,819	17,338	7.4	16,292	18,324	16,576	1.7
<b>LINCOLN</b>								
Civil	80	89	109	36.3	59	93	132	123.7
Money Judgments	88	74	71	-19.3	67	61	69	3.0
Small Claims	451	477	351	-22.2	389	426	336	-13.6
Divorce	67	86	91	35.8	53	92	105	98.1
Mental Health	-	-	-	-	-	-	-	-
-Sub Total-	686	726	622	-9.3	568	672	642	13.0
Juvenile	45	31	30	-33.3	51	33	23	-54.9
Criminal A-B-C etc.	54	14	14	-74.1	34	13	20	-41.2
Criminal D-E etc.	394	459	394	-	409	460	390	-4.6
Traffic 'Criminal'	130	299	292	124.6	143	289	271	89.5
Civil Violations and Traffic Infractions	3286	2498	2009	-38.9	3258	2500	2038	-37.4
-Sub Total-	3909	3301	2739	-29.9	3895	3295	2742	-29.6
-TOTAL-	4595	4027	3361	-26.9	4463	3967	3384	-24.2

175

Table DC-9  
(Cont.)

F I L I N G S

D I S P O S I T I O N S

	<u>1979</u>	<u>1980</u>	<u>1981</u>	<u>% chg 79-81</u>	<u>1979</u>	<u>1980</u>	<u>1981</u>	<u>% chg 79-81</u>
<b>LIVERMORE FALLS</b>								
Civil	62	53	84	35.5	63	32	73	15.9
Money Judgments	32	23	33	3.1	32	26	7	-78.1
Small Claims	100	116	186	86.0	92	106	128	39.1
Divorce	55	50	64	16.4	56	49	58	3.6
Mental Health	-	-	-	-	-	-	-	-
-Sub Total-	249	242	367	47.4	243	213	266	9.5
Juvenile	38	44	64	68.4	51	45	57	11.8
Criminal A-B-C etc.	7	18	26	271.4	6	12	17	183.3
Criminal D-E etc.	133	167	267	100.8	133	133	227	70.7
Traffic 'Criminal'	437	397	464	6.2	438	374	478	9.1
Civil Violations and Traffic Infractions	468	605	412	-12.0	460	577	420	-8.7
-Sub Total-	1083	1231	1233	13.9	1088	1141	1199	10.2
-TOTAL-	1332	1473	1600	20.1	1331	1354	1465	10.1
<b>MACHIAS</b>								
Civil	104	135	151	45.2	91	183	115	26.4
Money Judgments	42	50	39	-7.1	8	6	8	-
Small Claims	398	341	203	-49.0	150	244	94	-37.3
Divorce	109	109	134	22.9	111	132	109	-1.8
Mental Health	-	-	-	-	-	-	-	-
-Sub Total-	653	635	527	-19.3	360	565	326	-1.4
Juvenile	54	21	12	-78.0	16	22	6	-62.5
Criminal A-B-C etc.	74	38	57	-23.0	41	37	50	22.0
Criminal D-E etc.	772	677	678	-12.2	640	596	579	-9.5
Traffic 'Criminal'	674	362	382	-43.3	565	362	380	-32.7
Civil Violations and Traffic Infractions	637	773	526	-17.4	598	841	504	-15.7
-Sub Total-	2211	1871	1655	-25.1	1860	1858	1519	-18.3
-TOTAL-	2864	2506	2182	-23.8	2220	2423	1845	-15.6

Table DC-9  
(Cont.)

F I L I N G S

D I S P O S I T I O N S

	<u>1979</u>	<u>1980</u>	<u>1981</u>	<u>% chg 79-81</u>	<u>1979</u>	<u>1980</u>	<u>1981</u>	<u>% chg 79-81</u>
<b>MADAWASKA</b>								
Civil	294	229	181	-38.4	112	96	129	15.2
Money Judgments	277	161	134	-51.6	209	174	119	-43.1
Small Claims	894	513	289	-67.7	438	583	228	-47.9
Divorce	81	58	55	-32.1	59	42	71	20.3
Mental Health	-	-	-	-	-	-	-	-
-Sub Total-	1546	961	659	-57.4	818	895	547	-33.1
Juvenile	14	12	7	-50.0	11	12	7	-36.4
Criminal A-B-C etc.	7	7	11	57.1	7	7	11	57.1
Criminal D-E etc.	246	275	185	-24.8	250	273	181	-27.6
Traffic 'Criminal'	214	148	107	-50.0	209	153	108	-48.3
Civil Violations and Traffic Infractions	681	518	489	-28.2	638	516	487	-23.7
-Sub Total-	1162	960	799	-31.2	1115	961	794	-28.8
-TOTAL-	2708	1921	1458	-46.2	1933	1856	1341	-30.6
<b>MILLINOCKET</b>								
Civil	130	109	114	-12.3	97	116	123	26.8
Money Judgments	171	154	81	-52.6	161	199	203	26.1
Small Claims	385	362	255	-33.8	335	415	296	-11.6
Divorce	81	97	75	-7.4	65	101	121	86.2
Mental Health	-	-	-	-	-	-	-	-
-Sub Total-	767	722	525	-31.6	658	831	743	12.9
Juvenile	52	57	71	36.5	68	50	61	-10.3
Criminal A-B-C etc.	37	35	43	16.2	58	30	35	-39.7
Criminal D-E etc.	540	601	572	5.9	485	593	585	20.6
Traffic 'Criminal'	623	606	690	10.8	570	580	683	19.8
Civil Violations and Traffic Infractions	1496	1124	964	-35.6	1363	1228	1007	-26.1
-Sub Total-	2748	2423	2340	-14.8	2544	2481	2371	-6.8
-TOTAL-	3515	3145	2865	-18.5	3202	3312	3114	-2.7

F I L I N G S

D I S P O S I T I O N S

	1979	1980	1981	% chg 79-81	1979	1980	1981	% chg 79-81
<b>NEWPORT</b>								
Civil	91	103	128	40.7	86	82	108	25.6
Money Judgments	124	91	73	-41.1	135	83	69	-48.9
Small Claims	275	344	293	6.5	253	300	245	-3.2
Divorce	137	149	137	-	115	135	115	-
Mental Health	-	-	-	-	-	-	-	-
-Sub Total-	627	687	631	.6	589	600	537	-8.8
Juvenile	93	54	66	-29.0	79	49	57	-27.8
Criminal A-B-C etc.	48	40	50	4.2	46	33	48	4.3
Criminal D-E etc.	445	457	439	-1.3	402	452	436	8.5
Traffic 'Criminal'	686	853	716	4.4	699	847*	774	10.7
Civil Violations and Traffic Infractions	3369	2907	2029	-39.8	2672	2757*	1900	-28.9
-Sub Total-	4641	4311	3300	-28.9	3898	4138	3215	-17.5
-TOTAL-	5268	4998	3931	-25.4	4487	4738 *Estimate	3752	-16.4
<b>PORTLAND</b>								
Civil	2965	3103	3054	3.0	2022	2483	4179	106.8
Money Judgments	910	919	798	-12.3	755	854	668	-11.5
Small Claims	1444	1724	2116	46.5	1051	1242	2156	105.1
Divorce	1244	1177	1223	-1.7	1228	1255	1204	-2.0
Mental Health	106	382	183	72.6	73	388	176	141.1
-Sub Total-	6669	7305	7374	10.6	5129	6222	8383	63.4
Juvenile	494	504	546	10.5	560	502	517	-7.7
Criminal A-B-C etc.	349	341	298	-14.6	389	219	364	-6.4
Criminal D-E etc.	2760	2887	3052	10.6	2709	2326	2902	7.1
Traffic 'Criminal'	9839	10,830	12,860	30.7	7963	8120	13,430	68.7
Civil Violations and Traffic Infractions	16,854	15,944	16,160	-4.1	18,995	19,280	16,213	-14.6
-Sub Total-	30,296	30,506	32,916	7.1	30,616	30,447	33,426	9.2
-TOTAL-	36,965	37,811	40,290	7.7	35,745	36,669	41,809	17.0

178

Table DC-9  
(Cont.)

F I L I N G S

D I S P O S I T I O N S

	1979	1980	1981	% chg 79-81	1979	1980	1981	% chg 79-81
<b>PRESQUE ISLE</b>								
Civil	680	692	762	12.1	532	533	580	9.0
Money Judgments	414	396	410	-1.0	424	396	401	-5.4
Small Claims	440	333	338	-23.2	465	335	341	-26.7
Divorce	179	160	177	-1.1	145	122	170	17.2
Mental Health	-	-	-	-	-	-	-	-
-Sub Total-	1713	1581	1687	-1.5	1566	1386	1492	-4.7
Juvenile	94	97	82	-12.8	84	72	73	-13.1
Criminal A-B-C etc.	43	11	35	-18.6	45	26	50	11.1
Criminal D-E etc.	855	804	676	-21.9	807	710	636	-21.2
Traffic 'Criminal'	1005	1369	1226	22.0	1089	1340	1186	8.9
Civil Violations and Traffic Infractions	3016	1625	1445	-52.1	2838	1641	1480	-47.9
-Sub Total-	5013	3906	3464	-31.0	4863	3789	3425	-29.6
-TOTAL-	6726	5487	5151	-23.4	6429	5175	4917	-23.5
<b>ROCKLAND</b>								
Civil	419	508	446	6.4	393	396	409	4.1
Money Judgments	309	365	243	-21.4	204	237	133	-34.8
Small Claims	895	878	816	-8.8	736	727	762	3.5
Divorce	240	249	272	13.3	202	236	226	11.9
Mental Health	-	-	-	-	-	-	-	-
-Sub Total-	1863	2000	1777	-4.6	1535	1596	1530	-3.3
Juvenile	89	157	95	6.7	81	155	88	8.6
Criminal A-B-C etc.	73	71	65	-11.0	91	78	74	-18.7
Criminal D-E etc.	855	715	650	-24.0	804	720	643	-20.0
Traffic 'Criminal'	1558	1343	1491	-4.3	1517	1340	1447	-4.6
Civil Violations and Traffic Infractions	1683	1289	1396	-17.1	1680	1266	1378	-18.0
-Sub Total-	4258	3575	3697	-13.2	4173	3559	3630	-13.0
-TOTAL-	6121	5575	5474	-10.6	5708	5155	5160	-9.6

179

Table DC-9  
(Cont.)

F I L I N G S

D I S P O S I T I O N S

	1979	1980	1981	% chg 79-81	1979	1980	1981	% chg 79-81
<b>RUMFORD</b>								
Civil	168	171	170	1.2	191	161	264	38.2
Money Judgments	185	261	117	-36.8	142	417	343	141.5
Small Claims	597	775	779	30.5	838	820	799	-4.7
Divorce	131	125	118	-9.9	124	127	191	54.0
Mental Health	-	-	-	-	-	-	-	-
-Sub Total-	1081	1332	1184	9.5	1295	1525	1597	23.3
Juvenile	97	59	135	39.2	104	53	105	1.0
Criminal A-B-C etc.	50	60	64	28.0	36	29	62	72.2
Criminal D-E etc.	614	669	591	-3.7	568	540	524	-7.7
Traffic 'Criminal'	957	922	894	-6.6	888	926	744	-16.2
Civil Violations and Traffic Infractions	870	763	892	2.5	803	724	779	-3.0
-Sub Total-	2588	2473	2576	-.5	2399	2272	2214	-7.7
-TOTAL-	3669	3805	3760	2.5	3694	3797	3811	3.2
<b>SKOWHEGAN</b>								
Civil	435	501	482	10.8	531	454	405	-23.7
Money Judgments	332	274	214	-35.5	290	393	196	-32.4
Small Claims	966	913	1005	4.0	963	899	740	-23.2
Divorce	249	207	237	-4.8	253	206	204	-19.4
Mental Health	1	2	-	-	2	3	-	-
-Sub Total-	1983	1897	1938	-2.3	2039	1955	1545	-24.2
Juvenile	177	151	166	-6.2	209	172	202	-3.3
Criminal A-B-C etc.	166	183	132	-20.5	162	168	136	-16.0
Criminal D-E etc.	1308	1132	1243	-5.0	1273	1145	1210	-4.9
Traffic 'Criminal'	2729	1904	2239	-18.0	3007	1983	2210	-26.5
Civil Violations and Traffic Infractions	5313	3527	3530	-33.6	5917	3525	3383	-42.8
-Sub Total-	9693	6897	7310	-24.6	10,568	6993	7141	-32.4
-TOTAL-	11,676	8794	9248	-20.8	12,607	8948	8686	-31.1

F I L I N G S

D I S P O S I T I O N S

	<u>1979</u>	<u>1980</u>	<u>1981</u>	<u>% chg 79-81</u>	<u>1979</u>	<u>1980</u>	<u>1981</u>	<u>% chg 79-81</u>
<b>SOUTH PARIS</b>								
Civil	171	131	138	-19.3	181	138	153	-15.5
Money Judgments	132	95	67	-49.2	126	81	65	-48.4
Small Claims	444	595	729	64.2	399	445	658	64.9
Divorce	146	150	154	5.5	140	141	144	2.9
Mental Health	-	-	-	-	-	-	-	-
-Sub Total-	893	971	1088	21.8	846	805	1020	20.6
Juvenile	97	61	46	-52.6	123	105	90	-26.8
Criminal A-B-C etc.	69	49	70	1.4	59	43	73	23.7
Criminal D-E etc.	251	306	312	24.3	286	283	307	7.3
Traffic 'Criminal'	891	821	818	-8.2	902	816	766	-15.1
Civil Violations and Traffic Infractions	677	650	466	-31.2	669	664	683	2.1
-Sub Total-	1985	1887	1712	-13.8	2039	1911	1919	-5.9
-TOTAL-	2878	2858	2800	-2.7	2885	2716	2939	1.9
<b>SPRINGVALE</b>								
Civil	273	277	302	10.6	178	239	265	48.9
Money Judgments	128	154	77	-39.8	82	118	67	-18.3
Small Claims	920	702	561	-39.0	541	465	385	-28.8
Divorce	275	277	292	6.2	317	243	353	11.4
Mental Health	2	-	-	-	-	-	-	-
-Sub Total-	1598	1410	1232	-22.9	1118	1065	1070	-4.3
Juvenile	88	105	119	35.2	54	77	85	57.4
Criminal A-B-C etc.	122	99	119	-2.5	86	80	104	20.9
Criminal D-E etc.	639	624	762	19.2	561	556	713	27.1
Traffic 'Criminal'	1998	2170	2173	8.8	1932	1852	2346	21.4
Civil Violations and Traffic Infractions	2060	2742	2253	9.4	1984	2566	2265	14.2
-Sub Total-	4907	5740	5426	10.6	4617	5131	5513	19.4
-TOTAL-	6505	7150	6658	2.4	5735	6196	6583	14.8

181

Table DC-9  
(Cont.)



F I L I N G S

D I S P O S I T I O N S

VAN BUREN *	<u>1979</u>	<u>1980</u>	<u>1981</u>	<u>% chg 79-81</u>	<u>1979</u>	<u>1980</u>	<u>1981</u>	<u>% chg 79-81</u>
Civil	-	-	-	-	-	-	-	-
Money Judgments	-	-	-	-	-	-	-	-
Small Claims	-	-	-	-	-	-	-	-
Divorce	-	-	-	-	-	-	-	-
Mental Health	-	-	-	-	-	-	-	-
Juvenile	1	9	2	100.0	1	9	2	100.0
Criminal A-B-C etc.	18	31	35	94.4	14	24	35	150.0
Criminal D-E etc.	150	148	136	-9.3	136	117	136	-
Traffic 'Criminal'	122	93	118	-3.3	115	80	118	2.6
Civil Violations and Traffic Infractions	383	288	367	-4.2	374	281	366	-2.1
-TOTAL-	674	569	658	-2.4	640	511	657	2.7

\* This court does not handle civil cases.

WATERVILLE

Civil	563	581	533	-5.3	308	826	615	99.7
Money Judgments	272	286	192	-29.4	171	211	177	3.5
Small Claims	845	830	1216	43.9	892	791	909	1.9
Divorce	290	302	287	-1.0	227	342	364	173.1
Mental Health	-	-	-	-	-	-	-	-
-Sub Total-	1970	1999	2228	13.1	1598	2170	2065	45.2
Juvenile	119	159	182	52.9	96	164	160	66.7
Criminal A-B-C etc.	93	108	71	-23.7	68	66	62	-8.8
Criminal D-E etc.	1161	1123	1055	-9.1	787	702	936	18.9
Traffic 'Criminal'	1591	1370	1644	3.3	1230	679	1056	-14.1
Civil Violations and Traffic Infractions	2341	2051	1903	-18.7	2646	1670	1361	-48.6
-Sub Total-	5305	4811	4855	-8.5	4827	3281	3575	-25.9
-TOTAL-	7275	6810	7083	-2.6	6425	5451	5640	-8.2

Table DC-9  
(Cont.)

F I L I N G S

D I S P O S I T I O N S

WISCASSET	F I L I N G S				D I S P O S I T I O N S			
	1979	1980	1981	% chg 79-81	1979	1980	1981	% chg 79-81
Civil	229	249	215	-6.1	190	177	254	33.7
Money Judgments	221	151	109	-50.7	168	123	88	-47.6
Small Claims	498	635	684	37.3	442	506	591	33.7
Divorce	210	191	187	-11.0	173	143	158	-8.7
Mental Health	-	-	-	-	-	-	-	-
-Sub Total-	1158	1226	1195	3.2	973	949	1091	12.1
Juvenile	62	63	63	1.6	35	48	44	25.7
Criminal A-B-C etc.	44	58	41	-6.8	45	21	40	-11.1
Criminal D-E etc.	429	364	389	-9.3	421	358	394	-6.4
Traffic 'Criminal'	1300	1118	1285	-1.2	1275	1101	1201	-7.9
Civil Violations and Traffic Infractions	1733	1780	1745	.7	1735	1734	1582	-8.8
-Sub Total-	3568	3383	3523	-1.3	3511	3262	3261	-7.1
-TOTAL-	4726	4609	4718	-.2	4484	4211	4352	-2.9

DISTRICT COURT  
TRAFFIC WAIVERS

CALENDAR YEAR 1979 - CALENDAR YEAR 1981

	<u>1979</u>	<u>1980</u>	<u>1981</u>	<u>% Chg. 79-81</u>
<b>DISTRICT I</b>				
Caribou	2118	933	867	-59.1
Fort Kent	685	381	652	-4.8
Madawaska	480	340	293	-39.0
Van Buren	205	131	207	1.0
-Sub Total-	3488	1785	2019	-42.1
<b>DISTRICT II</b>				
Houlton	2296	1883	2274	-1.0
Presque Isle	1972	1313	1185	-39.9
-Sub Total-	4268	3196	3459	-19.0
<b>DISTRICT III</b>				
Bangor	4019	2939	3230	-19.6
Newport	1787	1505	1198	-33.0
-Sub Total-	5806	4444	4428	-23.7
<b>DISTRICT IV</b>				
Calais	1022	753	633	-38.1
Machias	374	652	423	13.1
-Sub Total-	1396	1405	1056	-24.4
<b>DISTRICT V</b>				
Bar Harbor	398	343	374	-6.0
Belfast	1525	1388	1523	-.1
Ellsworth	1945	1357	2082	7.0
-Sub Total-	3868	3088	3979	2.9
<b>DISTRICT VI</b>				
Bath	2298	2105	2403	4.6
Rockland	1621	1309	1500	-7.5
Wiscasset	1615	1599	1572	-2.7
-Sub Total-	5534	5013	5475	-1.1
<b>DISTRICT VII</b>				
Augusta	6458	6904	6081	-5.8
Waterville	2177	1404	518	-76.2
-Sub Total-	8635	8308	6599	-23.6

DISTRICT COURT  
TRAFFIC WAIVERS

Table DC-10  
(Cont.)

CALENDAR YEAR 1979 - CALENDAR YEAR 1981

	<u>1979</u>	<u>1980</u>	<u>1981</u>	<u>% Chg. 79-81</u>
<b>DISTRICT VIII</b>				
Brunswick	3374	4538	3741	10.9
Lewiston	4399	5200	4758	8.2
-Sub Total-	7773	9738	8499	9.3
<b>DISTRICT IX</b>				
Bridgton	1440	1395	987	-31.5
Portland	16,065	16,333	18,375	14.4
-Sub Total-	17,505	17,728	19,362	10.6
<b>DISTRICT X</b>				
Biddeford	6967	6786	6795	-2.5
Kittery	5052	4858	4004	-20.7
Springvale	2205	2709	2421	9.8
-Sub Total-	14,224	14,353	13,220	-7.1
<b>DISTRICT XI</b>				
Livermore Falls	518	492	381	-26.5
Rumford	604	696	779	29.0
South Paris	607	543	488	-19.6
-Sub Total-	1729	1731	1648	-4.7
<b>DISTRICT XII</b>				
Farmington	1197	1116	1802	50.5
Skowhegan	4698	2749	2971	-36.8
-Sub Total-	5895	3865	4773	-19.0
<b>DISTRICT XIII</b>				
Dover-Foxcroft	670	522	415	-38.1
Lincoln	1923	1510	1577	-18.0
Millinocket	1037	925	711	-31.4
-Sub Total-	3630	2957	2703	-25.5
-STATE TOTAL-	83,751	77,611	77,220	-7.8

DISTRICT COURT  
TRAFFIC WAIVERS

CALENDAR YEAR 1979 - CALENDAR YEAR 1981

	<u>1979</u>	<u>1980</u>	<u>1981</u>	<u>% Chg.</u> <u>79-81</u>
REORGANIZED DISTRICTS (1)				
A. Bridgton	1440	1395	987	-31.5
Livermore Falls	518	492	381	-26.5
Rumford	604	696	779	29.0
South Paris	607	543	488	-19.6
-Sub Total-	3169	3126	2635	-16.9
B. Bath	2298	2105	2403	4.6
Brunswick	3374	4538	3741	10.9
-Sub Total-	5672	6643	6144	8.3
C. Rockland	1621	1309	1500	-7.5
Wiscasset	1615	1599	1572	-2.7
-Sub Total-	3236	2908	3072	-5.1

(1) These districts have been reorganized for judicial assignment purposes only.

APPENDIX IV

ADMINISTRATIVE COURT

CASELOAD STATISTICS



## ADMINISTRATIVE COURT CASELOAD STATISTICS

### Introduction

In addition to hearing Administrative Court cases, the Administrative Court judges are authorized to preside in the District Court by assignment of the Chief Justice, pursuant to M.R.S.A. §1158, effective March 1979. Since that time, these judges have been handling a variety of hearings for the Portland, Springvale, and Bridgton District Courts on a regular basis. During 1981, the Administrative Court judges devoted at least two weeks of every month to hearings in the District Court, while the staff spent a total of 106 hours during a six-month period recording these cases.

The number of District Court hearings held by the Administrative Court judges in 1981 are as follows:

Divorce	192
Civil	130
Small Claims	135
Disclosure	18
Forcible Entry and Detainer	6
Juvenile	5
Protective Custody	14
Pineland	<u>11</u>
-Total-	511

### Table AC-1

This table presents filings and dispositions since 1979 by type of case, and indicates a 12.4% decrease in filings and a 20.5% decrease in dispositions during the three-year period.



ADMINISTRATIVE COURT  
CASELOAD STATISTICS

1979 - 1981

	FILINGS			DISPOSITIONS		
	<u>1979</u>	<u>1980</u>	<u>1981</u>	<u>1979</u>	<u>1980</u>	<u>1981</u>
Bureau of Liquor Enforcement	281	293	285	278	235	282
Dept. of Secretary of State	21	-	-	24	-	-
Bureau of Maine State Police	31	11	2	47	12	3
Dept. of Human Services	10	5	8	11	3	2
Real Estate Commission	2	-	-	6	-	-
Harness Racing Commission	-	15	13	-	5	7
Board of Dental Examiners	-	2	1	1	1	-
Board of Examiners of Podiatrists	-	-	-	1	-	-
Board of Pesticides Control	1	-	-	1	-	-
State Board of Nursing	1	-	1	-	-	1
Dept. of Inland Fisheries and Wildlife	3	-	-	2	-	1
Board of Licensure of Medical Care Facilities other than Hospitals	1	1	-	1	-	-
Appeal from decision of Bureau of Alcoholic Beverages	1	2	-	1	2	-
Appeal from decision of Dept. of Public Safety	1	-	-	1	-	-
Dept. of Marine Resources	2	-	-	1	-	-
Dept. of Environmental Protection	-	1	-	-	-	1
Board of Accountancy	-	-	1	-	-	1
-TOTAL-	355	330	311	375	258	298