

MAINE STATE LEGISLATURE


The following document is provided by the
LAW AND LEGISLATIVE DIGITAL LIBRARY
at the Maine State Law and Legislative Reference Library
<http://legislature.maine.gov/lawlib>



Reproduced from scanned originals with text recognition applied
(searchable text may contain some errors and/or omissions)

State of Maine

ADMINISTRATIVE OFFICE OF THE COURTS



ANNUAL REPORT

1979

State of Maine
ADMINISTRATIVE OFFICE OF THE COURTS

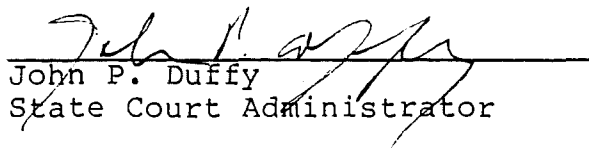
P.O. Box 4820 DTS
Portland, Maine 04112
207-775-1500

John P. Duffy
State Court Administrator

April 30, 1980

Chief Justice Vincent L. McKusick
Governor Joseph E. Brennan
Members of the 109th Legislature

Pursuant to 4 M.R.S.A. §17, subsection 10, transmitted
herewith is the fourth annual report of the Administrative Office
of the Courts. This report is for the calendar year 1979.



John P. Duffy
State Court Administrator

JPD:ek1

TABLE OF CONTENTS

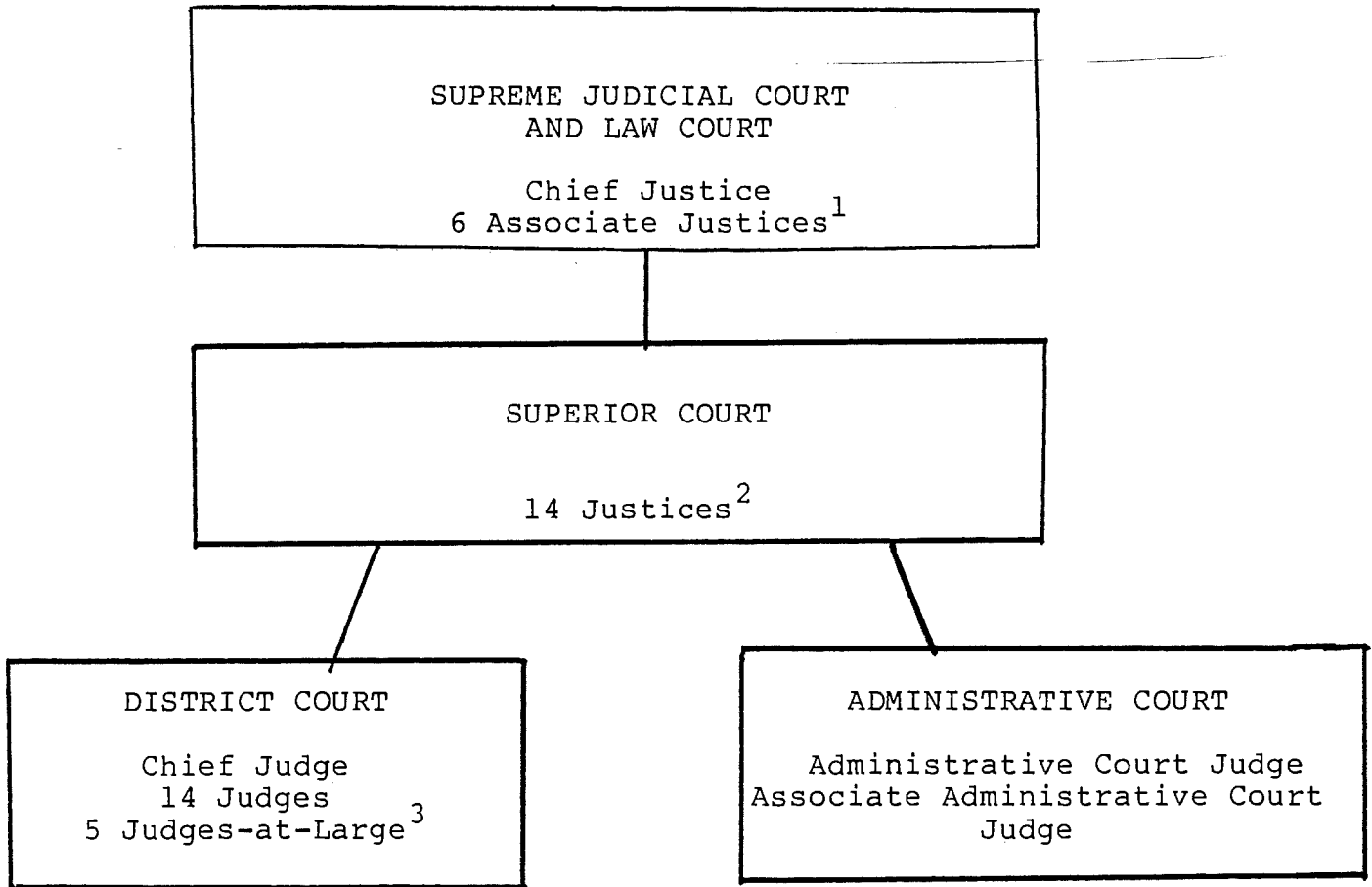
	<u>PAGE NO.</u>
Maine Judicial Department Chart.....	1
Capsule History of the Maine Judicial Department.....	2
Supreme Judicial Court and Law Court.....	2
Superior Court.....	3
District Court.....	4
Administrative Court.....	4
Administrative Office of the Courts.....	5
Fiscal.....	5
Facilities.....	10
County Law Library Study.....	11
Personnel System.....	11
Trial Court Administration.....	12
Court Forms Committees.....	12
Judicial Department Committees.....	13
Advisory Committee on Court Management and Policy.....	14
Board of Overseers of the Bar.....	14
Committee on Judicial Responsibility and Disability.....	14
Judicial Conference of Maine.....	14
Judicial Education.....	15
Non-Judicial Training.....	16
Superior Court Statistical Reporting System.....	16
District Court Statistical Reporting System.....	16
Administrative Court Statistical Reporting System.....	16

Legislature.....	17
Maintain Liaison.....	17
Investigate Complaints.....	17

Appendices

I. Law Court Statistics.....	18
II. Superior Court Statistics.....	24
III. District Court Statistics.....	126
IV. Administrative Court Statistics.....	179
V. Annual Report of the Board of Overseers of the Bar.....	181
VI. Annual Report of the Committee on Judicial Responsibility and Disability.....	193

MAINE JUDICIAL DEPARTMENT



¹Three Active Retired Justices.

²One Active Retired Justice.

³Six Active Retired Judges.

A CAPSULE HISTORY OF THE MAINE JUDICIAL
DEPARTMENT

Until the signing of the Articles of Agreement for Separation in 1820, Maine was a part of Massachusetts and, therefore, Maine's court system was a part of the Massachusetts court system.

In 1820, Article VI, Section 1, of the new Maine Constitution created by the Legislature established the judicial branch of government stating: "The judicial power of the State shall be vested in a Supreme Judicial Court, and such other courts as the Legislature shall from time to time establish". From the start of statehood, the Supreme Judicial Court was both a trial court and an appellate court of "Law Court". The new State of Maine also adopted the same lower court structure as existed in Massachusetts, and the court system remained unchanged until 1852.

The Court Reorganization Act of 1852 increased the jurisdiction of the Supreme Judicial Court to encompass virtually every type of case, increased the number of justices to seven and authorized the justices to travel in circuits.

The next major change in the system came in 1929, when the Legislature created the statewide Superior Court to relieve the overburdened Supreme Judicial Court.

Meanwhile, the lower courts continued to operate much as they always had until 1961 when the municipal courts and the trial justices system was abolished and the new District Court created.

On July 1, 1978, the Administrative Court was added to the Judicial Department.

The Probate Courts were created in 1820 as county-based courts and have remained so to date.

SUPREME JUDICIAL COURT AND LAW COURT

The Supreme Judicial Court is the highest court in Maine, and as the Law Court is the court of final appeal. The Law Court hears appeals of civil and criminal cases from the Superior Court, appeals of decisions of certain administrative agencies, interlocutory criminal appeals, and appeals of decisions of a single justice of the Supreme Judicial Court. A justice of the Supreme Judicial Court has jurisdiction to sit in the Superior Court to hear non-jury civil actions, except divorce or annulment of marriage. In addition, a single justice handles

post conviction habeas corpus and both admission to the bar and bar disciplinary proceedings.

The justices of the Supreme Judicial Court make decisions regarding legislative apportionment and render advisory opinions concerning important questions of law and on solemn occasions when requested by the Governor, Senate or House of Representatives. Three members of the Supreme Judicial Court serve as the Appellate Division for the review of sentences.

The Supreme Judicial Court has seven members; the Chief Justice and six Associate Justices. The justices must be lawyers and are appointed by the Governor for seven year terms, with the consent of the Legislature. The court determines the number, time and places of its terms depending on the volume of cases. Usually, the court sits in Portland.

By statute, the Chief Justice is head of the Judicial Department, and the Supreme Judicial Court has general administrative and supervisory authority over the Judicial Department.

Upon retirement, a Supreme Judicial Court justice may be appointed an Active Retired Justice by the Governor, for a seven year term, with the consent of the Legislature. On assignment by the Chief Justice, an Active Retired Justice has the same authority as an active justice.

SUPERIOR COURT

The Superior Court was created by the Legislature in 1929 as Maine's trial court of general jurisdiction. This means the court has original jurisdiction over all matters (either exclusively or concurrently with other courts) which are not within the jurisdiction of the Supreme Judicial Court sitting as the Law Court or within the exclusive jurisdiction of the District Court. This is the only court in which civil and criminal jury trials are held. The Superior Court is the Supreme Court of Probate and, therefore, is the first appeal court for probate cases. In addition, justices of this court hear appeals from District Court in some criminal, juvenile and divorce cases, and appeals from the Administrative Court.

There are 14 justices of the Superior Court who hold sessions of the Court in each of the 16 counties. The justices must be lawyers and are appointed by the Governor for seven year terms, with the consent of the Legislature. For administrative purposes, the State is divided into three regions, and the Chief Justice appoints a Regional Presiding Justice for each region.

Upon retirement, a Superior Court justice may be appointed an Active Retired Justice by the Governor for a seven year term, with the consent of the Legislature. On assignment by the Chief Justice, an Active Retired Justice has the same authority as an active justice.

DISTRICT COURT

The District Court was created by the Legislature in 1961 as Maine's court of limited jurisdiction. The court has original jurisdiction in non-felony criminal cases and ordinance violations, can accept guilty pleas in felony cases and conducts probable cause hearings in felony cases. The court has concurrent jurisdiction with the Superior Court in divorce cases and civil cases involving less than \$20,000. The District Court is the small claims court (for cases involving less than \$800) and the juvenile court. In addition, the court hears mental health, forceable entry and detainer, quiet title and foreclosure cases.

There are 20 judges of the District Court; the Chief Judge who is appointed by the Chief Justice of the Supreme Judicial Court, five judges-at-large who serve throughout the state, and 14 judges who sit within the 13 districts of the court. The judges must be lawyers and are appointed by the Governor, for seven year terms, with the consent of the Legislature.

Upon retirement, a District Court judge may be appointed an Active Retired Judge by the Governor for a seven year term, with the consent of the Legislature. On assignment by the Chief Judge, an Active Retired Judge has the same authority as an active judge.

ADMINISTRATIVE COURT

The Administrative Court was created by the Legislature in 1973 and is a statewide court. Prior to July 1, 1978, the Court had jurisdiction over suspension and revocation of licenses by a specific list of executive agencies.

Effective July 1, 1978, the Legislature substantially expanded the jurisdiction of the Administrative Court. Now, other than in emergency situations, the Administrative Court has "...exclusive jurisdiction upon complaint of an agency or, if the licensing agency fails or refuses to act within a reasonable time, upon complaint of the Attorney General, to revoke or suspend licenses issued by the agency, and shall have original jurisdiction upon complaint of a licensing agency to determine whether renewal or reissuance of a license of that agency may be refused...".

There are two judges of the Administrative Court; the Administrative Court Judge and the Associate Administrative Court Judge. The judges must be lawyers and are appointed by the Governor for seven year terms, with the consent of the Legislature.

ADMINISTRATIVE OFFICE OF THE COURTS

The Administrative Office of the Courts was created in 1975.

The office is directed by the State Court Administrator who is appointed by and serves at the pleasure of the Chief Justice. Staff for the Administrative Office is appointed by the State Court Administrator, with the approval of the Chief Justice, and includes the following permanent positions:

State Court Administrator
Regional Court Administrators (5)
Fiscal Director

Accountant
Accounting Clerks (2)
Secretary

By statute, the office was created to serve the entire Judicial Department in the areas of caseflow management, statistics, facilities, personnel, training, liaison, systems management, fiscal management, budget, complaints, Judicial Conference and general support staff. These duties are enumerated in 4 M.R.S.A. §17 and are performed under the supervision of the Chief Justice.

FISCAL

All expenditure and revenue data are reported for the State fiscal year ended June 30, 1979. The Judicial Department operates on State general fund revenues which are appropriated by the Legislature. It also administers several small projects funded by grants from public or private sources.

Expenditures

Judicial Department expenditures for FY 1979 totaled \$8,671,806, which is an increase of 15.1% over the previous year. The following is a summary of expenditures by Department subdivision:

<u>Subdivision</u>	<u>FY 1978</u>	<u>FY 1979</u>	<u>% Change</u>
Judicial Council	7,077	4,938	(30.2)
Supreme Judicial Court	794,076	933,718	17.6
Superior Court	3,268,550	3,410,121	4.3
District Court	3,203,608	3,808,764	18.9
Administrative Court	- 0 -	131,716	----
Administrative Office	233,915	233,636	0.0
Special Projects	29,370	148,913	507.0
Total	<hr/> \$ 7,536,596	<hr/> \$ 8,671,806	<hr/> 15.1

The expenditure summary includes a new court for the first time this year. Effective July 1, 1978, the Administrative Court was removed from independent status and placed within the Judicial Department.

Also this year for the first time, we have shown the Judicial Council expenditures separately from those of the Supreme Judicial Court.

Statutory payments to County Law Libraries as in prior years have been included in the Superior Court expenditures, as have expenditures of the Select Commission on Professional Responsibility, the Committee on Judicial Responsibility and Disability, and the Sentencing Institute.

Special Projects which were administered during the fiscal year were as follows:

Court Mediation	\$ 7,084
Non-Judicial Personnel Education	6,810
Judicial Personnel Education	10,132
Facilities Study	70,426
Facilities Study Implementation	7,263
Law Library Study	2,759
Development of a Code of Professional Conduct	4,862
Personnel System Refinement	7,188
Committee on Judicial Responsibility & Disability	1,221
Grant to the National Center for State Courts	1,800
Court Planner	<u>29,368</u>
Total	\$148,913

Three new projects have been initiated since June 30, expenditures for which will be reflected in the 1980 report. They include a Study of the Law Court Jurisdiction, a Juror Utilization and Management Study, and a grant to provide a staff support to the Administrative Office of the Courts.

Following are three charts. Chart 1 shows the proportion of total FY 1979 Judicial Department expenditures for each department subdivision. Chart 2 shows the proportion of total FY 1979 State operating expenditures for each of the three branches of government. Chart 3 shows the proportion of total Judicial Department FY 1979 expenditures for each funding source.

CHART 1

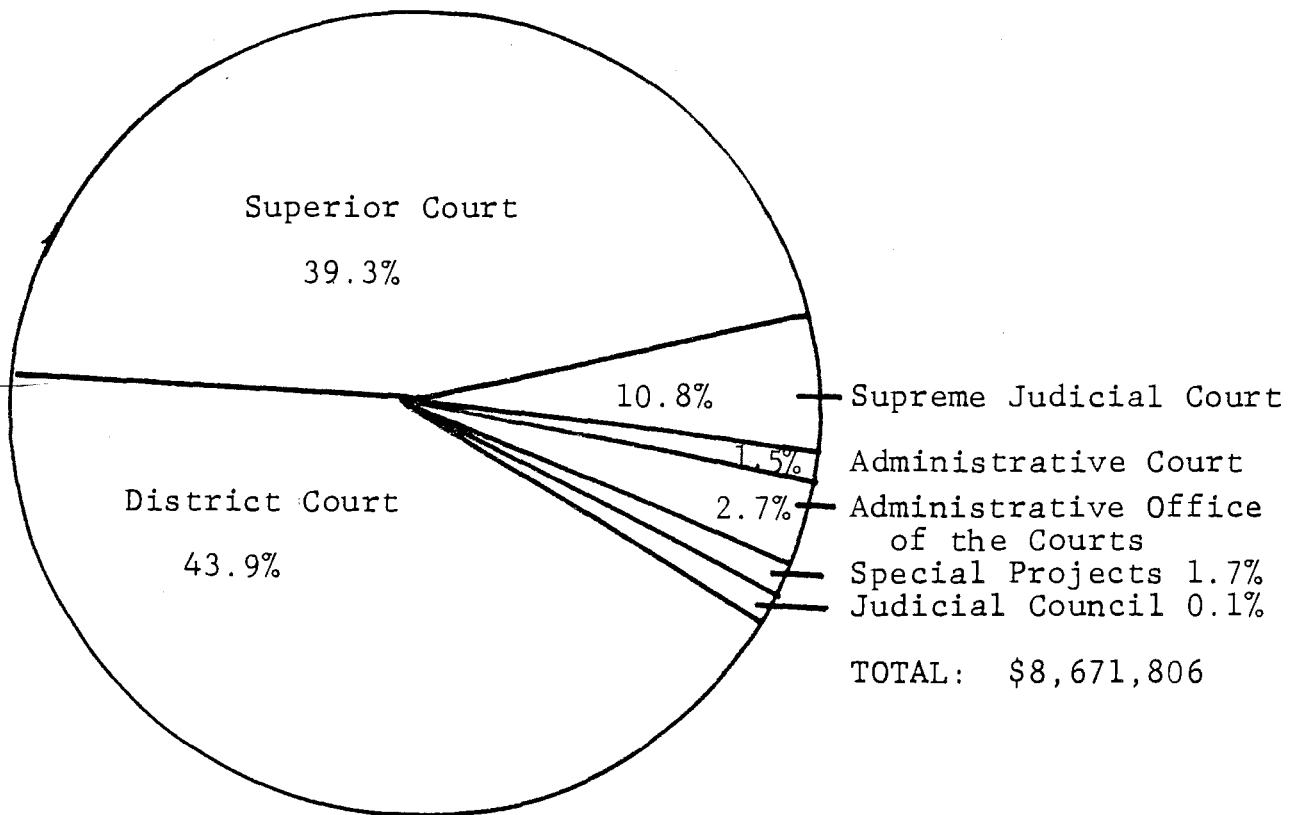


CHART 2

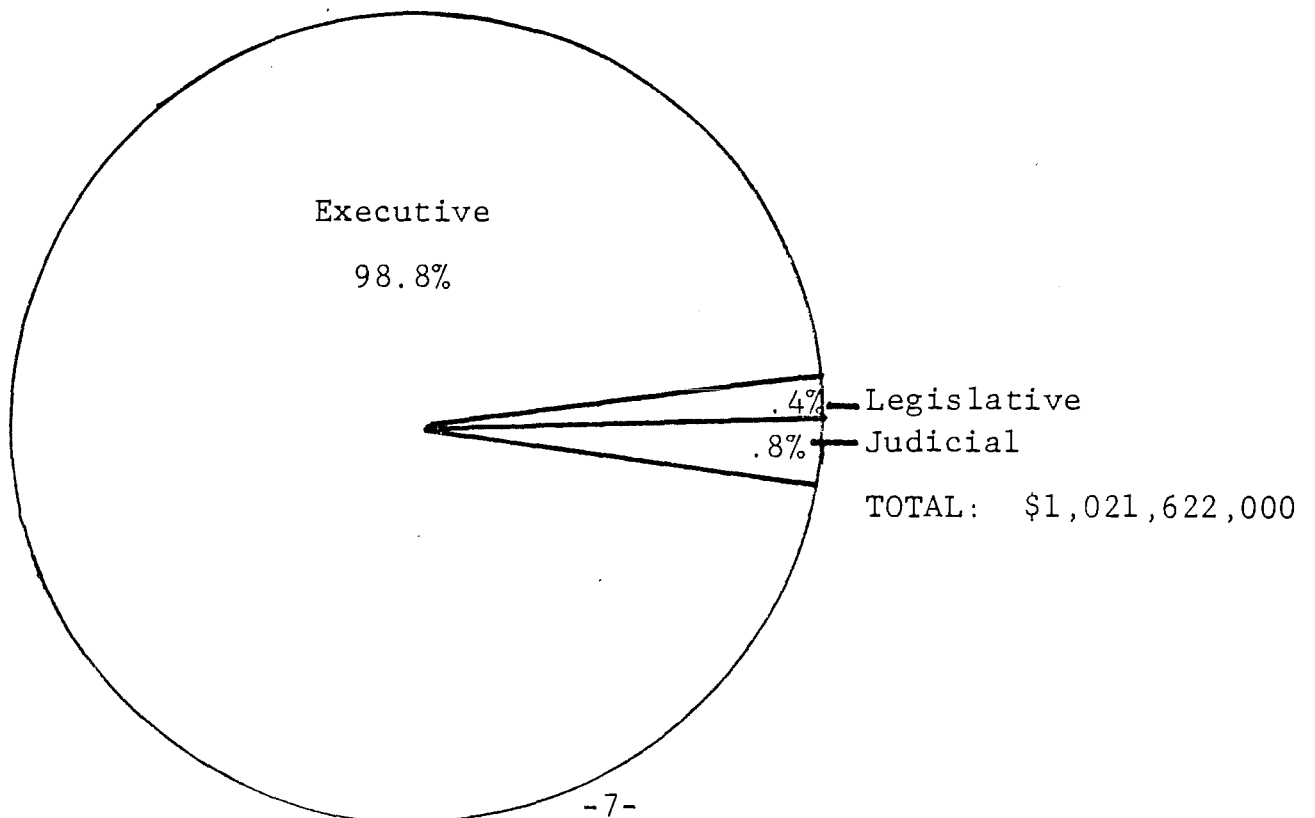
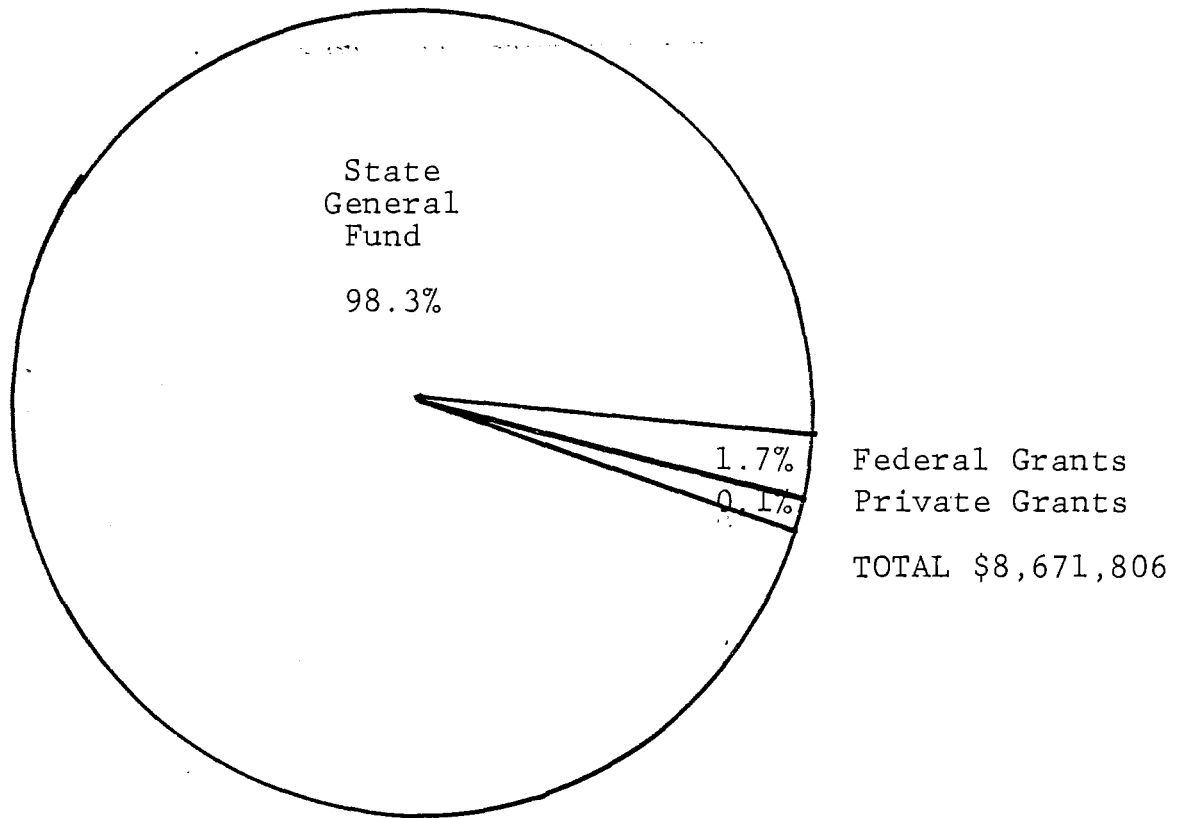


CHART 3



Revenue

Judicial Department revenue for FY 1979 totaled \$6,861,283. Listed below is a source breakdown of that revenue for FY 1978 and FY 1979 and the percent change.

	<u>FY 1978</u>	<u>FY 1979</u>	<u>Percent Change</u>
Superior Court Fees and Fines	\$ 440,393	\$ 446,282	1.3
District Court Fees and Fines	5,331,311	6,202,686	16.3
Administrative Court Fees and Fines	- 0 -	57,986	----
Special Project Grants	<u>62,448</u>	<u>154,329</u>	<u>247.1</u>
Total	\$5,834,152	\$6,861,283	17.6

All Judicial Department revenue, except grant money, is deposited in the General Fund. However, some of the revenue from each trial court is dedicated to State and local agencies. Below is a list of agencies receiving dedicated revenue from the Superior Court in FY 1979.

1. Inland Fisheries and Wildlife
2. Marine Resources

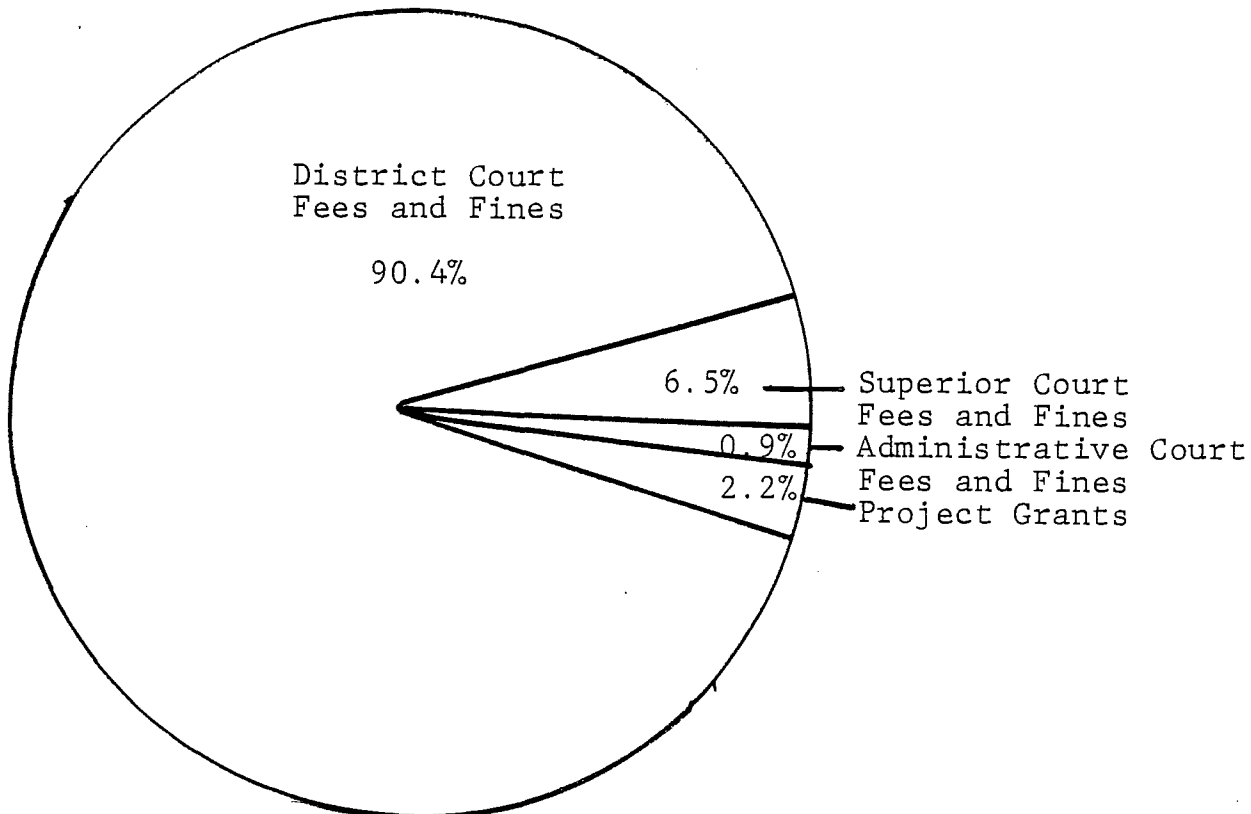
Below is a list of agencies receiving dedicated revenue from the District Court:

1. Agriculture
2. Conservation
3. Forestry
4. Health and Welfare
5. Inland Fisheries and Wildlife
6. Marine Resources
7. Municipalities
8. Public Utilities Commission
9. Transportation

Effective January 1, 1979, Marine Resources fines were no longer dedicated to the Department of Marine Resources. They went into the General Fund.

Monies received for grants are dedicated in the sense that the funds provided are "dedicated" to a specific project and cannot be allocated elsewhere.

The following chart shows total Judicial Department FY 1979 revenues by proportion from each source.



District Court Building Fund

Pursuant to 4 M.R.S.A. §163 (3), \$3,000 per month is transferred from the District Court appropriation to the District Court Building Fund. This fund is "to be used solely for the building, remodeling and furnishing of quarters for the District Court....". Monies in this fund are carried forward from year to year.

The balance forwarded from fiscal year 1978 was \$97,779. The addition of \$36,000 for fiscal year 1979 brought the total available funds to \$133,779. Of this amount, \$128,246 was spent during the year for major renovations at the Calais and Bath District Courts, for a new roof on the Springvale District Court, and miscellaneous smaller items, leaving a year-end balance of \$5,533.

FACILITIES

An in-depth analysis of court facilities was completed in 1979 by consultants to a court committee headed by Justice James P. Archibald of the Supreme Judicial Court.

On July 20, 1979, Governor Joseph E. Brennan, at the request of Chief Justice Vincent L. McKusick, appointed a Select Commission on Court Facilities. Its twelve members, representing a cross-section of affected interests, adopted the findings of the Archibald Committee as to need, estimated the cost of accomplishing the seven most critical projects at \$12 million, proposed general obligation bonds of the State for funding that cost, recommended close coordination between the Bureau of Public Improvements and the Judicial Department in addressing the problems of court facilities, and urged that funding of a statewide court system should be from the State General Fund or other State sources.

In partial implementation of the Commission's recommendations, two bills were submitted in the Second Session of the 109th Legislature. Legislative Document No. 1985, a resolve for a constitutional amendment authorizing three successive bond issues in the total amount of \$12 million, won approval in amended form, authorizing a single issue of \$4 million, subject to referendum on November 4, 1980. A companion bill, Legislative Document No. 1983, failed of passage. It would have phased out the payment by the counties to the State general fund for support of the courts and phased in state responsibility for the operating expenses of those portions of county buildings occupied by the Superior and Supreme Judicial Courts.

COUNTY LAW LIBRARY STUDY

During 1979, the Advisory Committee on County Law Libraries chaired by Active Associate Justice Thomas E. Delahanty continued work on reorganization and improvement of the county law library system under a grant from the Maine Criminal Justice Planning and Assistance Agency. The report of the consultant hired by the Committee to review current library structure and inventories was received early in the year. With the assistance of Penelope Hazelton, librarian at the University of Maine Law School, the Committee developed preliminary individual recommendations for the county law libraries based upon the consultant's findings. The final complete recommendations are expected to be made to the Chief Justice sometime in 1980 along with proposed legislation.

Also during 1979, the 109th Legislature made a supplemental appropriation of \$25,000 to the Judicial Department to be spent at the discretion of the libraries. With the assistance of the Administrative Office of the Courts, the Committee quantified the unpaid obligations of the county law libraries, and dispersed the funds equitably among them for the purpose of reducing the identified obligations.

PERSONNEL SYSTEM

A major revision of the Personnel System Manual of the Judicial Department was undertaken in 1979 and continued well into 1980. Publication and use of the revised manual will follow approval of new materials that address the evaluation of employee performance.

A grant from the Maine Criminal Justice Planning and Assistance Agency was awarded during 1979 to provide a personnel and education officer, with special responsibility for the Department's more than 250 classified employees. Delay in final federal funding prevented actual recruitment of this officer until 1980.

The Appeal Board for the court personnel system was established in 1976, pursuant to the Maine Court System Policies and Procedures Manual promulgated by the Supreme Judicial Court. The Board is comprised of three judges, two clerks of court, an official court reporter and a regional court administrator. During 1979, the Board sustained one appeal that had been pending at the end of 1978. Another appeal, initiated in 1979, was still pending at year-end, but denied two months later.

TRIAL COURT ADMINISTRATION

During the spring and summer of 1979, the Advisory Committee on Court Management and Policy studied the structure of regional court administration in the state. The regional system at that time consisted of four regional court administrators who worked with three regional presiding justices, and had responsibilities in both the District and Superior Courts. After careful study and review, the Committee recommended that the number of administrators be increased to five, and that their functions be separated by court; three administrators would be responsible only for the Superior Court, while two administrators would supervise District Court operations. These recommendations were adopted by the Supreme Judicial Court and were implemented in October, 1979.

In 1977, the Chief Justice and the Chief Judge of the District Court joined the monthly meetings of the Regional Presiding Justices of the Superior Court, the State Court Administrator and the Regional Court Administrators. The monthly meetings now encompass all trial court operations and their purpose is to discuss trial court operation problems, seek internal solutions to those problems and direct implementation of the course of action determined by the group.

The Administration team meets as required with the Advisory Committee on Court Administration headed by Charles H. Abbott, Esq. In addition, the group meets with staff of the Department of Mental Health and Corrections, court reporters and others involved with court operations to address and resolve the problems raised.

COURT FORMS COMMITTEES

The Superior Court Civil Forms Committee completed its review of all civil forms, and 20 revised forms were printed and distributed to all Superior Courts. The only civil forms not reissued during 1979 were URESA forms, drafts of which have been prepared for issuance during 1980.

During 1979, the Superior Court Criminal Forms Committee, revised and reissued forms relating to mental health examinations and commitments.

The District Court Civil Forms Committee prepared a new set of forms, which should be printed and distributed during 1980.

The District Court Criminal Forms Committee reviewed and revised 25 criminal forms, 5 of which are pending, while 20 have been printed and distributed.

The judges, regional court administrators, and clerks serving on these committees have spent considerable time on the research and revision of these forms. In many instances, forms have been consolidated or eliminated and new forms have been written. Their recommendations are reviewed by the Regional Presiding Justices (Superior Court forms) and Chief Judge Danton (District Court forms) as well as other interested judges and clerks, so that the final forms are as accurate and responsive as possible.

JUDICIAL DEPARTMENT COMMITTEES

There are 14 functional committees within the Judicial Department. The purpose of these committees is to assist the Chief Justice, the Supreme Judicial Court and the Chief Judge of the District Court in carrying out their respective responsibilities.

Membership of the committees include judges, lawyers, and private citizens. Below is a list of the committees subdivided by appointing authority:

Chief Justice

<u>Committee</u>	<u>Chairman</u>
Advisory Committee on Court Management and Policy	Associate Justice Sidney W. Wernick
Advisory Committee on County Law Libraries	Active Retired Associate Justice Thomas E. Delahanty
Committee on Court Appointed Counsel	Associate Justice Harry P. Glassman
Committee on Continuing Judicial Education	Associate Justice Edward S. Godfrey
Committee on Court Reporters	Associate Justice David A. Nichols
Advisory Committee on Court Administration	Charles H. Abbott, Esq.
Committee on the 1980 Judicial Conference	Judge Jack O. Smith

Supreme Judicial Court

<u>Committee</u>	<u>Chairman</u>
Civil Rules Committee	Gene Carter, Esq.
Criminal Rules Committee	Morton A. Brody, Esq.
Advisory Committee on Probate Rules and Forms	Judge Dana W. Childs
Advisory Committee on Rules of Evidence	Frank E. Hancock, Esq.
Advisory Committee on Judicial Records	Justice Herbert T. Silsby, II
Board of Overseers of the Bar	Franklin G. Hinckley, Esq.
Committee on Judicial Responsibility and Disability	Colin C. Hampton

District Court

Committee

Chairwoman

Court Policy and Advisory
Committee

Judge Harriet P. Henry

ADVISORY COMMITTEE ON COURT MANAGEMENT AND POLICY

The Advisory Committee on Court Management and Policy, consisting of one Associate Justice of the Supreme Judicial Court as Chairman, two Justices of the Superior Court, the Chief Judge of the District Court and one additional District Court judge, has continued its work throughout 1979 in the area of court planning. An in-depth study of the small claims process was completed and specific recommendations have been made to the Supreme Judicial Court. In addition, a thorough revision of the Small Claims Act has been submitted to the Legislature for its consideration. A study of the judges' pension plan was also completed. In 1979 the committee has undertaken studies of the bail system as well as the grand jury system, and has in addition studied the problem of delay in the first court appearance of incarcerated persons.

THE BOARD OF OVERSEERS OF THE BAR

In November, 1978, the Supreme Judicial Court established the Board of Overseers of the Bar which registers all Maine attorneys, performs a disciplinary function by investigating complaints involving the Bar and making recommendations to the Supreme Judicial Court, and administers an arbitration system to resolve fee disputes. The Board's first Annual Report to the Supreme Judicial Court appears as Appendix V of this document.

COMMITTEE ON JUDICIAL RESPONSIBILITY AND DISABILITY

The Committee on Judicial Responsibility and Disability was established by order of the Supreme Judicial Court of Maine in July, 1978, and is authorized to receive and investigate complaints of judicial misconduct and disability. The Committee's second Annual Report to the Supreme Judicial Report appears as Appendix VI of this document.

JUDICIAL CONFERENCE OF MAINE

The Second Maine Judicial Conference was held on May 8-10, 1979 in Rockport. Pursuant to 4 M.R.S.A. §471, the conference is composed of all Maine judges and justices, "who shall advise and consult with the Supreme Judicial Court and the Chief Justice on matters affecting the administration of the Judicial Department...".

The Conference began with an opening address by Arthur M. Mason, Chief Administrative Judge of the Massachusetts Judicial System, followed by a panel discussion entitled "New Developments in Maine Divorce Law" led by Judge Harriet P. Henry. The afternoon closed with Senate Chairman Samuel W. Collins, Jr. and House Chairman Barry J. Hobbins of the Joint Standing Committee of the Judiciary discussing current legislation of interest to the Judiciary. The dinner session was concluded with an address by the Honorable Frank M. Coffin, Chief Judge of the U.S. Court of Appeals for the First Circuit.

During the morning of the second day, an evidence seminar prepared by the National Judicial College was presented by Judge Ernst John Watts, Dean of the National Judicial College; Peter L. Murray, Esq., Maine Resource Person; and University of Oklahoma Law Center Professor Leo H. Whinery. The afternoon included an address by Maine Governor Joseph E. Brennan, as well as a seminar on hearsay exceptions led by Judge John J. McNaught of the U.S. District Court in Boston, Massachusetts.

Group workshops and a plenary session consumed the morning of the last day, followed by the closing luncheon address on the issue of Federal-State Relations given by Justice Robert Braucher, Massachusetts Supreme Judicial Court.

JUDICIAL EDUCATION

The Judicial Department continued its existing policy of actively promoting judicial education through funds provided by the Maine Criminal Justice Planning and Assistance Agency. Maine judges attended the following seminars:

- (1) Three District Court judges, and one Administrative Court judge attended a General Jurisdiction Court Seminar at the National Judicial College.
- (2) One Administrative Court judge attended an Administrative Law Seminar at the National Judicial College.
- (3) One Superior Court justice attended a Civil Litigation Seminar at the National Judicial College.
- (4) One Superior Court justice and three District Court judges attended the Seventh Annual New England Judicial Conference.
- (5) One District Court judge attended the 1979 Annual Meeting of the American Bar Association.

- (6) One District Court judge attended a seminar sponsored by the National Council of Juvenile and Family Court Judges.
- (7) One Supreme Court justice attended the American Bar Association Appellate Judges Seminar.

NON-JUDICIAL TRAINING

One training session for all District and Superior Court clerks was held on August 16, 1979 in Bangor. This session was conducted by Personnel Consultant William Richards with the assistance of the regional administrators and State Court Administrator, and was devoted solely to the implementation of the new personnel evaluation system. The funding for the session was received from the Maine Criminal Justice Planning and Assistance Agency.

SUPERIOR COURT STATISTICAL REPORTING SYSTEM

The Superior Court statistical reporting system, established in 1977, was further refined during 1979. The major focus during 1979 was to improve the overall accuracy of the information submitted by court clerks. In addition, several meetings were held with Central Computer Services staff to resolve problems arising in the system, minor changes were made in the 12 reporting programs, and the reporting programs began production on a quarterly basis for use for caseflow management.

Superior Court statistics appear in Appendix II of this report.

DISTRICT COURT STATISTICAL REPORTING SYSTEM

Owing to budget and staff limitations, the District Court statistical reporting system remains a completely manual system. The information submitted monthly by court clerks details filings and dispositions, and is tabulated by Administrative Office of the Courts staff. It is anticipated that the District Court system will be further refined during 1980.

District Court statistics appear in Appendix III of this report.

ADMINISTRATIVE COURT STATISTICAL REPORTING SYSTEM

A limited statistical reporting system was developed for the Administrative Court during July, 1978. The Court's statistics reflecting 1979 caseflow appear in Appendix IV of this document.

LEGISLATURE

During 1979, the Administrative Office of the Courts continued to provide information to individual legislators, the Joint Standing Committees and the Legislative Finance Office. Included were fiscal impact statements, budget information, statistical information, court procedure information, information on the structure and operation of the court system and various analyses.

MAINTAIN LIAISON

The Administrative Office of the Courts continues to maintain active working relationships with many Executive Branch agencies and the legislature. Pursuant to a change in policy by the Law Enforcement Assistance Administration, the Chief Justice, one Superior Court justice and the State Court Administrator serve on the Board of the Maine Criminal Justice Planning and Assistance Agency.

Within the court system, members of the Administrative Office of the Courts' staff are in constant contact with justices, judges, court reporters and clerks' office staff, in order to assist in improving court system operations wherever possible.

INVESTIGATE COMPLAINTS

Every complaint addressed to the Administrative Office is investigated and a response made. In the area of public service, this is a very important function for the Administrative Office of the Courts.

APPENDIX I
LAW COURT STATISTICS

The statistical reporting system for the Law Court was instituted in 1976. Some of the categories were revised in 1977, but valid comparisons may be made between the items of major interest. Table 1 reports the Law Court case information for 1979. Table 2 compares the significant categories for the years 1979, 1978, 1977 and 1976. Table 3 pertains to the Appellate Division of the Supreme Judicial Court. During 1979, the Appellate Division of the Supreme Judicial Court consisted of Justices Archibald (Chairman), who was replaced by Justice Roberts; Justice Delahanty, who was replaced by Justice Glassman (Chairman); and Justice Nichols.

TABLE 1

Section I includes information on cases pending, cases filed and cases disposed. The categories of interlocutory appeals (usually appeals by the State pursuant to 15 M.R.S.A. §2115-A) and reports (pursuant to M.R.Civ.P. 72, and, less often, M.R.Crim.P. 37A) are of interest primarily with regard to the frequency with which procedural devices other than appeal are used to invoke Law Court jurisdiction. Once in the Law Court, these cases are handled substantially the same as other appeals.

Section II shows the number of cases originating in each county. The counties with the largest filings were Cumberland with 71 or 20%, York with 46 or 13%, and Penobscot with 44 or 13%

Section III reports the means of disposition of cases. Cases decided by signed opinions are generally more difficult and time-consuming than cases decided by the shorter per curiam and memorandum decisions.

Advisory or "solemn occasion" opinions are answers of the justices of the Supreme Judicial Court in response to questions propounded by the Governor, House, or Senate pursuant to Me. Const. Art. VI, §3.

The categories of "appeals denied" and "appeals dismissed" generally consist of cases in which the court's opinion addresses the merits of the issues raised on appeal. When it becomes apparent, after submission to the Court, that a case is not within its jurisdiction or is not in a procedural posture making it appropriate for appellate review on its merits, the mandate generally orders that the case be dismissed or remanded. Note that appeals which were sustained in part and denied in part were counted as sustained.

Non-opinion dispositions accounted for 103 dispositions in 1979. Included in this category are miscellaneous dispositions which required relatively little "judge time."

Section IV contains the pending case information. Cases "not yet at issue" are those in which both briefs had not yet been filed and which, therefore, were not ready for consideration by the Law Court. Cases "at issue awaiting oral argument" were those which the Court heard at its first 1980 term. Cases "orally argued awaiting opinion" are the most important in the pending category as they represent work to be done carried over from 1979 to 1980.

TABLE 2

This table compares the caseflow of the past four years. The figures are abstracted from the 1976, 1977, 1978 and 1979 annual statistical reports and are largely self-explanatory. The increase in pending and new civil cases in 1978 may be affected in part by a January, 1978 rules change which brings the typical civil appeal into the Law Court's docket in about 70 days from judgment in Superior Court rather than about 130 days under the former rules.

TABLE 3

This table shows pending, filing and disposition case information for the Appellate Division of the Supreme Judicial Court.

Although the information is available, a comparison of the 1976, 1977, 1978 and 1979 figures is not included in this report because the figures have remained virtually unchanged from year to year in each category.

TABLE 1
 FILINGS AND DISPOSITIONS
 1979

LAW COURT

I. CASEFLOW INFORMATION	CIVIL	CRIMINAL	TOTAL
A. Cases pending end of previous year	187	70	257
B. New appeals this year	235	112	347
C. Interlocutory appeals this year	1	5	6
D. Reports this year	2	1	3
E. Total caseload this year (A + B + C + D)	425	188	613
F. Dispositions this year	245	132	377
G. Cases pending end of this year (E - F)	180	56	236

II. CASES FILED BY COUNTY					
Androscoggin	33	Kennebec	35	Piscataquis	4
Aroostook	21	Knox	16	Sagadahoc	6
Cumberland	71	Lincoln	11	Somerset	13
Franklin	6	Oxford	10	Waldo	6
Hancock	18	Penobscot	44	Washington	16
				York	46

III. DISPOSITION INFORMATION	CIVIL	CRIMINAL	TOTAL
A. Written opinions	174	100	274
1. Per Curiam and memorandum (included in A)	20	12	32
2. "Solemn Occasion" Opinions	3	0	3
3. Appeals Denied	82	72	154
4. Appeals Sustained	80	27	107
5. Appeals Dismissed	10	1	11
6. Appeals Remanded	2	0	2
B. Non-Opinion Dispositions	71	32	103
1. Dismissed by Court	7	10 1/2	17 1/2
2. Appeal Withdrawn by Defendant or Dismissed by Stipulation	55	19 1/2	74 1/2
3. Appeal Withdrawn by State	0	2	2
4. Certificate of Probable Cause Denied	8	0	8
5. Remanded by the Court	1	0	1

IV. PENDING CASE INFORMATION

A. Not Yet at Issue	151
B. At Issue Awaiting Oral Argument	43
C. Orally Argued Awaiting Opinion	42

TABLE 2
LAW COURT CASEFLOW 1976 TO END OF 1979

	CIVIL				CRIMINAL				TOTAL			
	<u>1976</u>	<u>1977</u>	<u>1978</u>	<u>1979</u>	<u>1976</u>	<u>1977</u>	<u>1978</u>	<u>1979</u>	<u>1976</u>	<u>1977</u>	<u>1978</u>	<u>1979</u>
I. CASEFLOW INFORMATION												
Cases pending, beginning of year	119	143	205	187	127	136	164	70	246	279	369	257
New cases during year	145	174	240	238	124	152	125	118	266	326	365	356
Total dispositions	121	112	258	245	115	124	219	132	236	236	477	377
II. Written Opinions	88	90	218	174	67	74	161	100	155	164	379	274
III. Cases argued awaiting opinion at end of year	-	-	-	-	-	-	-	-	119	173	65	42

TABLE 3
 APPELLATE DIVISION
 1979

A. Appeals Pending at End of Previous Year		38
B. Appeals Filed		49
C. Total Caseload (A + B)		87
D. Appeals Disposed		67
E. Appeals Pending End of Year		20
F. Hearing Held		3
G. Disposition Information:		
1. Sentences Unchanged		63
2. Sentences Reduced		4
3. Sentences Increased		0
H. Cases Filed by County:		
Androscoggin	4	Oxford 4
Aroostook	2	Penobscot 7
Cumberland	11	Piscataquis 0
Franklin	1	Sagadahoc 0
Hancock	1	Somerset 2
Kennebec	10	Waldo 1
Knox	5	Washington 0
Lincoln	0	York 1
I. Cases Pending Because Appeal is Pending in Law Court		8

APPENDIX II

SUPERIOR COURT

CIVIL CASE STATISTICS

The Superior Court statistical reporting system was inaugurated in 1977. Tables 1, 2, 3, 4 and 5 show and compare Superior Court filings, dispositions, trials and caseflow during 1978 and 1979.

TABLE 1

This table shows filings and dispositions for the state and each county and includes the percent of increase or decrease compared with the previous year's filings and dispositions. In this table, "refilings" are cases which were returned to the Superior Court for further action after having been disposed: e.g., cases remanded for new trial by the Law Court, motions to amend judgments and motions for contempt.

Analysis of these tables reveals the following:

1. Statewide, in 1979, civil filings increased less than 1% compared to a 1% increase in 1978.
2. Filings increased in seven counties. The largest increases were reported in Knox, Androscoggin and Washington counties with 23%, 13% and 7% respectively.
3. Filings decreased in nine counties. The largest decreases were reported in Oxford, Lincoln, Aroostook, and Waldo counties with 18%, 13%, 11% and 10% respectively.
4. Statewide in 1979, civil case dispositions decreased less than 1% compared to a 15% increase in 1978.
5. Seven counties reported an increase in dispositions with Sagadahoc, Washington and York counties reporting 56%, 24% and 16% respectively. Dispositions decreased in six counties with Lincoln and Aroostook counties reporting decreases of 30% and 28% respectively.
6. The Superior Courts pending caseload at the end of 1979 is 7% higher than at the end of 1978. Three counties, Somerset, Sagadahoc, and Oxford showed a

decrease in pending caseload. Among the remaining counties, Androscoggin and Franklin counties reported increases of 28% and 21% respectively.

TABLE 2

This table shows filings and dispositions for each county by type of case and includes state totals. URESA cases are included in this table. In this table "other" includes Rule 80B appeals, quiet titles, declaratory judgments, and injunctions.

Analysis of this table reveals:

1. Statewide, in 1979, there were 7913 total cases filed compared to 8017 total filings in 1978. This 1% decrease is due to a change in the manner in which Habitual Offender cases are filed. These cases were no longer being filed in Superior Court as of March 2, 1979, when they were taken over by the Secretary of State. If Habitual Offender filings are excluded in a comparison of the filings for the two years, the filings in 1979 are 7806 and the filings in 1978 are 7446. This represents an increase in filings of 4.8% in 1979.

2. Statewide there were 7010 dispositions in 1979 compared to 6899 dispositions in 1978. This represents a 1% increase in total dispositions in 1979. If Habitual Offender cases are excluded in a comparison of the dispositions for the two years, the dispositions in 1979 are 6814 and the dispositions in 1978 are 6503. This represents an increase in dispositions of 4.8% in 1979.

3. In 1979 there were 1416 URESA cases filed compared to 1481 filed in 1978. This represents a 4% decrease in filings. In 1979 URESA cases represented 17.9% of all civil filings.

TABLE 3

This table shows the number of civil jury and jury waived trials for each county and includes state totals. In addition, the table shows the number of jury and jury waived trials as a percent of total dispositions.

Analysis of this table reveals:

1. Statewide, 2% of all civil dispositions were by jury trial in both 1978 and 1979.

2. Statewide, 3% of all civil dispositions were by jury waived trial. This compares to last year's figure of 5%.

3. In 1979 there were 349 civil trials of which 147 were jury trials and 202 were jury waived trials.

4. Civil jury trials averaged 1.9 days and civil jury waived trials averaged .9 days.

TABLE 4

This table compares the 1978 and 1979 dispositions by type of disposition. The table includes both a numerical and percentage comparison by type of disposition for each year.

Analysis of this table reveals:

1. Statewide, 41% of all civil dispositions were by settlements, stipulated judgments or Rule 41(a) dismissals. This compared to a 38% total in 1978.

2. Statewide Rule 41(b) dismissals comprised 11% of the civil dispositions. This compares to an 8% total in 1978.

3. 19% of the dispositions in 1979 were "final orders." These orders are issued in cases such as habitual offender, URESA's and infant settlements.

TABLE 5

This table shows time lag figures for significant steps in the movement of a civil case through the Superior Court. This report shows the actual number of cases that fall within five time periods, 0-60 days, 61-120 days, 121-180 days, 181-240 days and 240 days and up.

Analysis of this table reveals:

1. In 1979, 63% of Superior Court civil cases were pre-tried within 120 days from filing of the first pre-trial memo. This compares to 75% in 1978.

2. In 5 counties less than 63% of the civil cases were pre-tried within 120 days from filing of the first pre-trial memo. The five counties were: Androscoggin, 38.6%; Cumberland, 40.3%; Penobscot 54.8%; Waldo, 59.5%; and Washington, 56.3%.

3. Statewide in 1979, 25% of the civil cases reached jury trial within 120 days of pre-trial conference, and 43% of the cases reached jury trial within 180 days of pre-trial conference. This compares to 48% and 68% figures in 1978.

4. In six counties, less than 25% of the civil cases reached jury trial within 120 days of pre-trial conference. The six counties, Androscoggin, Aroostook, Kennebec, Oxford, Piscataquis, and Waldo all had no jury trials in 120 days or less. In eight counties, less than 43% of the civil cases reached jury trials within 180 days of pre-trial conference. The eight counties were Androscoggin, 0%; Aroostook, 25%; Kennebec, 14.2%; Oxford, 0%; Piscataquis, 0%; Waldo, 16.6%; Washington, 33%; and York 28.5%.

5. Statewide in 1979, 51% of civil cases reached jury waived trial within 120 days of pre-trial conference, and 68% of the cases reached jury waived trial within 180 days. This compares to 25% and 46% figures in 1978.

6. In six counties less than 50% of the civil cases reached jury waived trial within 120 days of pre-trial conference. The six counties were: Androscoggin, 15.3%; Aroostook, 42.8%; Hancock, 42.8%; Knox, 42.8%; Penobscot, 44% and Waldo, 14.2%. In nine counties less than 68% of the civil cases reached jury waived trial within 180 days of pre-trial conference. The nine counties were: Androscoggin, 46.1%; Aroostook, 42.8%; Cumberland, 60%; Hancock, 67.1%; Knox, 57.1%; Penobscot, 56%; Piscataquis, 66%; Sagadahoc, 50%; and Waldo, 28.5%.

SUPERIOR COURT

CRIMINAL CASE STATISTICS

Tables 6, 7, 8, 9, 10, 11 and 12 show and compare the Superior Court criminal filings, dispositions and trials during 1978 and 1979.

TABLE 6

This table shows the number of criminal cases pending at the beginning of 1979, statewide and by county.

Analysis of this table reveals:

1. The number of criminal cases pending at the beginning of 1979 increased 4% over the number pending at the beginning of 1978. This 4% increase is very small when compared to the 58% increase in pending cases that was reported from the beginning of 1977 to the beginning of 1978. In 1979, seven of the counties reported a decrease in pending cases at the beginning of the year. The largest decrease was the 28% figure reported in Hancock County. Nine counties reported an increase in pending cases at the beginning of the year. The largest increases were reported in Washington County, 48%; Somerset County, 42%; and Androscoggin County, 29%.
2. Statewide, criminal case filings increased 10% in 1979. This compares to the 5% decrease reported in 1978 and the 23% increase reported in 1977.
3. In ten counties the filings increased. The largest increases were reported in Penobscot County, 54%; and Somerset County, 35%. The largest decrease in filings was reported in Sagadahoc County with a 12% decrease.
4. Statewide, criminal dispositions decreased by 1% in 1979. This compares to an 11% increase in 1978.
5. The criminal dispositions decreased in twelve of the counties. The largest decreases were in Waldo County, 41%; Oxford County, 31%; and Sagadahoc County, 22%. The largest increases in dispositions were recorded in Somerset County with 47% and Penobscot County with 26%.

6. The number of cases pending at the end of 1979 increased 28% over the number pending at the end of 1978. The counties reporting the largest increases were Waldo, 76%; York, 59%; and Penobscot, 54%.

TABLE 7.

This table shows, statewide and by county, the number of defendants charged with offenses by class of charge. Traffic offenses are listed under "Title 29," while violations of Title 12, Municipal Ordinances and Inland Fisheries and Wildlife laws are listed under "Other."

Analysis of this table reveals the following:

1. 33.8% of the defendants in the Superior Court caseload (pending and total filings and refilings) were charged with Class A, B or C crimes. This compares to the 37% figure recorded in 1978. Statewide, Class A, B, or C crimes accounted for 32% of the filings in 1979. The percentage of Class A, B, or C filings ranged from 18.4% in Somerset County to 57.5% in Androscoggin County.

2. 27.6% of the defendants (pending plus filings and refilings) were charged with D or E crimes. This compares to the 26% figure reported in 1978. Statewide, Class D and E crimes accounted for 26.5% of the filings in 1979. The percentage of Class D and E filings ranged from 13.9% in Oxford County to 34% in Penobscot County.

3. Statewide, more defendants were charged with Title 29 offenses than any other single category. Title 29 cases represented 30% of the criminal caseload and 33.6% of the criminal filings. The percentage of Title 29 filings ranged from 17.7% in Androscoggin County to 56% in Lincoln County. Two other counties with large Title 29 filings were Franklin with 50.3% and Somerset with 43.2%.

TABLE 8

This table shows filings and dispositions for each county by type of case and includes state totals.

Analysis of this table reveals:

1. Transfers comprised 43.7% of the statewide filings in 1979. This compares to a 36% figure in 1978. Transfer cases accounted for more than half of the cases filed in

four counties, Somerset, 67.6%; Aroostook, 59.9%; Franklin, 57.8%; and Lincoln, 52.9%. The lowest percentage of transfer cases filed was 23% reported in Androscoggin County.

Statewide, there was a 34% increase in transfers filed from 1978 to 1979. In comparing 1978 and 1979 transfer filings, ten counties reported an increase. The larger increases were in Penobscot County, 83%; Sagadahoc, 77%; Somerset, 76%; and Kennebec, 52%.

2. Appeals comprised 12.6% of the statewide filings in 1979. This compares to a 12.4% figure in 1978. Appeals cases comprised more than 12.6% of the filings in seven counties, Sagadahoc, 21.1%; Washington, 20%; Lincoln, 18.3%; Oxford, 17.9%; Penobscot, 17.2%; York, 14.7%; and Knox, 14.4%. Appeals comprised at least 10 percent of the filings in all counties except Somerset with 2.2% and Androscoggin with 6.9%.

Statewide, there was a 12% increase in appeals filed from 1978 to 1979. In comparing 1978 and 1979 appeal filings, an increase was reported in eight counties with the largest increases in York, 98%; Penobscot, 87%; Piscataquis, 83%; Oxford, 42%; and Waldo, 37%. The greatest decreases in appeals filings were reported in Sagadahoc, 52% and Somerset, 41%.

3. Indictments comprised 27.3% of the statewide filings in 1979. This compares to a 32.9% figure in 1978. Indictments comprised more than 28% of the filings in nine counties and were higher than 40% in three counties: Androscoggin, 55.9%; Kennebec, 41.9%; and Waldo, 41.7%. Indictments comprised less than 15% of the filings in four counties, Aroostook, 9%; Somerset, 12.6%; Lincoln, 12.9%; and Franklin 14.8%.

Statewide, there was an 8% decrease in indictments filed from 1978 to 1979. Seven counties reported an increase. The larger increases were in Waldo, 50%; Hancock, 42%; and Penobscot, 40%. The greatest decreases in indictments filed from 1978 to 1979 was Aroostook down 61%; Lincoln down 59%; Sagadahoc down 45%; and Somerset down 39%.

4. Juvenile appeals comprised one-half percent of the statewide filings in 1979. This was a 67% decrease in filings from 1978 when juvenile appeals comprised 1.8% of the filings.

TABLE 9

This table shows the number of criminal jury and jury waived trials for each county and includes state totals. In addition, the table shows the number of jury and jury waived trials as a percentage of total dispositions.

Analysis of this table reveals:

1. Statewide, 6% of all criminal dispositions were by jury trial in 1979. This compares to 7% in 1978.
2. Statewide, 2% of all criminal dispositions were by jury waived trial in 1979. This compares to 3% in 1978.
3. In 1979 there were 646 criminal trials of which 447 were jury trials and 199 were jury waived trials. This compares to 741 criminal trials of which 507 were jury and 234 jury waived in 1978.
4. Criminal jury trials averaged 1.4 days and criminal jury waived trials averaged .78 days.

TABLE 10

This table shows time lag figures for significant steps of movement of the criminal indictment and information cases through the Superior Court. This report shows the actual number of cases that fall within five time periods, 0-30 days, 31 to 60 days, 61-90 days, 91-120 days, 121 days and up. Measurements in the table are from first appearance to plea, jury trial, jury waived trial, and disposition.

Analysis of this table reveals the following:

1. In 1979, 31.9% of all indictments went from first appearance to disposition in less than 60 days and that 43.8% reached disposition in less than 90 days.
2. In 1979, 96% of all information cases went from first appearance to disposition in less than 30 days.

TABLE 11

This table shows time lag figures for significant steps of movement of the bail review, transfer, appeal, juvenile appeals, and other criminal cases through the Superior Court.

This report shows the actual number of cases that fall within five time periods, 0-30 days, 31 to 60 days, 61-90 days, 91-120 days, and 121 days and up. Measurements in this table, unlike table 10, are from filing to first appearance, guilty plea, jury trial, jury waived trial and disposition.

Analysis of this table reveals:

1. Statewide, in 1979, 26.9% of all transfers went from filing to disposition in 60 days or less and 42.3% went to disposition in 90 days or less.
2. Statewide, in 1979, 20.8% of all criminal appeals went from filing to disposition in 60 days or less and 34.8% went to disposition in 90 days or less.
3. Statewide, in 1979, 30.4% of all juvenile appeals went from filing to disposition in 60 days or less and 41.1% went to disposition in 90 days or less.

TABLE 12

This table compares the 1978 and 1979 dispositions by type of disposition. This table includes both a numerical and percentage comparison by type of disposition for each year.

Analysis of this table reveals:

1. Statewide, 31% of all criminal dispositions were by District Attorney (Rule 48(A)). This compares to 30% in 1978.
2. Dismissals by court and filed cases represented 2% of the total dispositions in 1979. This compares to a 4% total in 1978.
3. Statewide, 47% of all criminal dispositions were by plea in both 1978 and 1979.

TABLE 1

CIVIL FILINGS AND DISPOSITIONS
1978-1979¹

County	Pending Beginning of Year		Percent Change	Total Filings		Total Refilings ²		Percent Change of Filings & Refilings	Total Dispositions		Percent Change	Pending End of Year		Percent Change
	1978	1979		1978	1979	1978	1979		1978	1979		1978	1979	
Androscoggin	747	770	3	599	694	31	19	13	607	514	-15	770	969	25
Aroostook	471	502	6	397	351	1	0	-11	367	263	-28	502	590	17
Cumberland	2140	2258	5	1468	1424	2	6	- 2	1352	1416	4	2258	2272	
Franklin	149	146	- 2	128	138	1	0	6	132	107	-18	146	177	21
Hancock	308	328	6	276	270	9	8	- 2	265	235	-11	328	371	13
Kennebec	1049	1165	11	810	766	17	3	- 7	711	717	---	1165	1217	4
Knox	245	256	4	174	210	3	8	23	166	176	6	256	298	16
Lincoln	175	162	- 7	143	126	14	10	-13	170	119	-30	162	179	10
Oxford	251	287	14	215	176	0	0	-18	179	179	---	287	284	- 1
Penobscot	892	990	10	745	783	16	23	5	663	686	3	990	1110	12
Piscataquis	67	70	4	49	49	1	2	2	47	47	---	70	74	5
Sagadahoc	163	225	38	163	147	0	3	- 7	101	158	56	225	217	- 3
Somerset	352	361	2	281	267	3	2	- 5	275	293	6	361	337	- 6
Waldo	170	198	16	162	147	3	0	-10	137	130	- 5	198	215	8
Washington	169	224	32	177	188	3	6	7	125	155	24	224	263	17
York	870	959	10	632	639	13	32	4	556	648	16	959	982	2
Statewide	8218	8901	8	6419	6375	117	122	0	5853	5843	0	8901	9555	7

¹Does not include URESA cases.²Cases in which additional action is taken after judgment is entered.

TABLE 2

CIVIL FILINGS AND DISPOSITIONS
BY TYPE OF CASE
1979

<u>STATEWIDE</u> <u>Type of Case</u>	<u>Pending as of 1-1-79</u>	<u>Total Filed Refiled 1979</u>	<u>Total Filed Refiled 1978</u>	<u>Percent Change</u>	<u>Total Disposi- tions 1979</u>	<u>Total Disposi- tions 1978</u>	<u>Percent Change</u>	<u>Pending as of 12-31-79</u>
Damages	1387	1160	942	23	834	744	12	1713
Personal Injury	1506	950	866	9	816	861	- 5	1640
Contract	2061	1415	1315	7	1213	1064	14	2263
URESA	1485	1416	1481	- 4	1167	1046	11	1734
Divorce	409	506	540	- 6	444	521	-14	471
Traffic Infraction	20	43	33	30	39	25	56	24
Appeals								
Habeas Corpus	62	78	76	2	70	65	7	70
Other Appeals from District Court	164	209	181	15	197	235	-16	176
Habitual Offender	208	107	571	-81	196	396	-50	119
Other	3084	2029	2012	---	2034	1942	4	3079
Total	10386	7913	8017	- 1	7010	6899	1	11289
<u>ANDROSCOGGIN</u>								
Damages	164	176	136	29	109	108	---	231
Personal Injury	185	133	126	5	86	100	-14	232
Contract	212	130	128	1	111	138	-19	231
URESA	78	124	118	5	91	88	3	111
Divorce	27	46	41	12	38	54	-29	35
Traffic Infraction	---	3	1	--	1	1	---	2
Appeal								
Habeas Corpus	2	8	2	--	5	2	50	5
Other Appeals from District Court	8	17	13	30	17	10	70	8
Habitual Offender	12	---	52	--	8	45	-82	4
Other	160	200	131	52	139	149	- 6	221
Total	848	837	748	11	605	695	-12	1080

<u>AROOSTOOK</u>	<u>Pending</u>	<u>Total</u>	<u>Total</u>	<u>Percent</u>	<u>Total</u>	<u>Total</u>	<u>Percent</u>	<u>Pending</u>
<u>Type of Case</u>	<u>as of</u>	<u>Filed</u>	<u>Filed</u>	<u>Change</u>	<u>Disposi-</u>	<u>Disposi-</u>	<u>Change</u>	<u>as of</u>
	<u>1-1-79</u>	<u>1979</u>	<u>1978</u>		<u>1979</u>	<u>1978</u>		<u>12-31-79</u>
Damages	111	79	79	---	58	41	41	132
Personal Injury	76	61	51	19	41	47	-12	96
Contract	66	87	59	47	49	27	81	104
URESAs	132	116	112	3	130	86	51	118
Divorce	15	14	20	-30	11	23	-52	18
Traffic Infraction	---	---	---	---	---	---	---	---
Appeals								
Habeas Corpus	6	5	3	66	3	6	-50	8
Other Appeals from	20	11	8	37	12	16	-25	19
District Court								
Habitual Offender	9	---	54	---	5	45	-88	4
Other	199	94	124	-24	84	162	-48	209
Total	634	467	510	- 8	393	453	-13	708
<u>CUMBERLAND</u>								
Damages	390	312	233	33	227	213	- 6	475
Personal Injury	363	230	182	26	220	227	- 3	373
Contract	461	339	265	27	267	208	28	533
URESAs	303	287	281	2	226	190	18	364
Divorce	108	123	136	- 9	116	106	9	115
Traffic Infraction	4	11	2	50	10	---	---	5
Appeal								
Habeas Corpus	9	12	18	-33	9	14	-35	12
Other Appeals from	46	40	34	17	46	67	-31	40
District Court								
Habitual Offender	70	67	113	-40	88	52	69	49
Other	807	296	487	-39	433	465	- 6	670
Total	2561	1717	1751	- 1	1642	1542	6	2636

<u>FRANKLIN</u> Type of Case	<u>Pending as of 1-1-79</u>	<u>Total Filed Refiled 1979</u>	<u>Total Filed Refiled 1978</u>	<u>Percent Change</u>	<u>Total Disposi- tions 1979</u>	<u>Total Disposi- tions 1978</u>	<u>Percent Change</u>	<u>Pending as of 12-31-79</u>
Damages	22	21	14	50	8	20	-60	35
Personal Injury	22	17	16	6	15	8	87	24
Contract	57	42	36	16	40	46	-13	59
URESA	32	24	46	-47	33	34	- 2	23
Divorce	9	26	12	16	14	8	75	21
Traffic Infraction	1	1	1	---	2	--	---	--
Appeals								
Habeas Corpus	1	1	3	-66	2	2	---	--
Other Appeals from District Court	3	4	11	-63	5	13	-61	2
Habitual Offender	7	10	17	41	5	11	-54	12
Other	24	16	19	-15	16	24	-33	24
Total	178	162	175	- 7	140	166	-15	200
<u>HANCOCK</u>								
Damages	34	30	21	42	20	18	11	44
Personal Injury	52	36	31	16	34	28	21	54
Contract	79	75	50	50	48	61	-21	106
URESA	40	43	46	- 6	27	42	-35	56
Divorce	37	21	58	-63	32	70	-54	26
Traffic Infraction	--	1	2	-50	--	2	---	1
Appeal								
Habeas Corpus	1	5	3	66	2	2	---	4
Other Appeals from District Court	3	4	3	33	5	1	---	2
Habitual Offender	10	--	19	--	8	9	-11	2
Other	112	106	98	8	86	74	6	132
Total	368	321	331	- 3	262	307	-14	427

<u>KENNEBEC</u>	<u>Pending as of 1-1-79</u>	<u>Total Filed Refiled 1979</u>	<u>Total Filed Refiled 1978</u>	<u>Percent Change</u>	<u>Total Disposi- tions 1979</u>	<u>Total Disposi- tions 1978</u>	<u>Percent Change</u>	<u>Pending as of 12-31-79</u>
<u>Type of Case</u>								
Damages	135	131	100	31	84	61	37	182
Personal Injury	175	90	102	-11	75	98	-23	190
Contract	237	164	139	17	128	122	4	273
URESA	175	96	100	- 4	75	67	11	196
Divorce	20	28	31	- 9	23	29	-20	25
Traffic Infraction	12	7	7	---	17	2	50	2
Appeals								
Habeas Corpus	8	5	5	---	3	4	-25	10
Other Appeals from District Court	31	24	35	-31	27	27	---	28
Habitual Offender	23	---	86	---	14	65	-78	9
Other	524	320	322	---	346	303	14	498
Total	1340	865	927	- 6	792	778	1	1413
<u>KNOX</u>								
Damages	36	50	31	61	30	27	11	56
Personal Injury	53	24	24	---	26	33	-21	51
Contract	85	51	40	27	46	31	48	90
URESA	35	57	54	5	52	48	8	40
Divorce	3	19	4	75	10	3	33	12
Traffic Infraction	---	4	2	---	1	2	-50	3
Appeal								
Habeas Corpus	8	9	11	-18	10	12	-16	7
Other Appeals from District Court	1	8	2	---	2	7	-71	7
Habitual Offender	6	---	18	---	5	12	-58	1
Other	64	53	45	17	46	39	17	71
Total	291	275	231	19	228	214	6	338

<u>LINCOLN</u>	<u>Pending as of 1-1-79</u>	<u>Total Filed Refiled 1979</u>	<u>Total Filed Refiled 1978</u>	<u>Percent Change</u>	<u>Total Disposi- tions 1979</u>	<u>Total Disposi- tions 1978</u>	<u>Percent Change</u>	<u>Pending as of 12-31-79</u>
<u>Type of Case</u>								
Damages	32	24	25	-4	26	28	-7	30
Personal Injury	28	15	20	-25	11	20	-45	32
Contract	30	24	22	9	20	21	-4	34
URESAs	28	30	27	11	22	27	-18	36
Divorce	3	10	8	25	5	10	-50	8
Traffic Infraction	---	3	5	-40	1	5	-80	2
Appeals								
Habeas Corpus	3	---	3	---	1	1	---	2
Other Appeals from District Court	1	5	4	25	4	3	33	2
Habitual Offender	10	9	19	-52	8	10	-20	11
Other	55	46	51	-9	43	72	-40	58
Total	190	166	184	-9	141	197	-28	215
<u>OXFORD</u>								
Damages	69	20	33	-39	40	27	48	49
Personal Injury	52	24	32	-25	23	23	---	53
Contract	62	56	65	-13	37	35	5	81
URESAs	62	67	61	9	36	33	9	93
Divorce	20	12	20	-40	13	20	-35	19
Traffic Infraction	2	2	2	---	--	--	---	4
Appeal								
Habeas Corpus	1	2	2	---	2	1	---	1
Other Appeals from District Court	4	7	4	75	3	4	-25	8
Habitual Offender	13	2	24	-91	13	15	-13	2
Other	64	51	33	54	48	54	-11	67
Total	349	243	276	-11	215	212	1	377

- 30 -

<u>PENOBSCOT</u>	<u>Pending as of 1-1-79</u>	<u>Total Filed Refiled 1979</u>	<u>Total Filed Refiled 1978</u>	<u>Percent Change</u>	<u>Total Disposi- tions 1979</u>	<u>Total Disposi- tions 1978</u>	<u>Percent Change</u>	<u>Pending as of 12-31-79</u>
<u>Type of Case</u>								
Damages	79	107	62	72	64	50	28	122
Personal Injury	217	140	130	7	108	106	1	249
Contract	323	217	242	-10	196	185	5	344
URESA	268	158	172	-8	61	50	22	365
Divorce	46	46	60	-23	38	45	-15	54
Traffic Infraction	1	3	4	-25	2	3	-33	2
Appeals								
Habeas Corpus	11	16	6	66	15	5	---	12
Other Appeals from	10	36	23	56	23	25	-8	23
District Court								
Habitual Offender	18	---	63	---	18	51	-64	---
Other	285	241	171	40	222	193	15	304
Total	1258	964	933	3	747	713	4	1475

PISCATAQUIS

Damages	10	8	8	---	7	7	---	11
Personal Injury	6	7	5	40	5	8	-37	8
Contract	18	5	13	-61	8	12	-33	15
URESA	9	23	8	87	10	---	---	22
Divorce	2	3	3	---	4	1	---	1
Traffic Infraction	---	---	---	---	---	---	---	---
Appeal								
Habeas Corpus	1	1	1	---	---	---	---	2
Other Appeals from	5	9	2	50	8	2	---	6
District Court								
Habitual Offender	7	18	11	63	8	5	60	17
Other	21	---	7	---	7	12	-41	14
Total	79	74	58	27	57	47	21	96

- 07 -

<u>SAGADAHOC</u>	<u>Pending as of 1-1-79</u>	<u>Total Filed Refiled 1979</u>	<u>Total Filed Refiled 1978</u>	<u>Percent Change</u>	<u>Total Disposi- tions 1979</u>	<u>Total Disposi- tions 1978</u>	<u>Percent Change</u>	<u>Pending as of 12-31-79</u>
<u>Type of Case</u>								
Damages	39	21	30	-30	26	14	85	34
Personal Injury	44	35	24	37	24	15	60	44
Contract	73	39	51	-23	45	20	25	67
URESA	34	43	39	10	25	38	-34	52
Divorce	9	4	6	-33	3	4	-25	10
Traffic Infraction	---	2	1	---	1	1	---	1
Appeals								
Habeas Corpus	2	1	2	-50	2	---	---	1
Other Appeals from	3	6	9	-33	6	9	-33	3
District Court								
Habitual Offender	4	---	14	---	2	13	-84	2
Other	60	44	26	69	49	25	96	55
Total	259	193	202	- 4	183	139	31	269
<u>SOMERSET</u>								
Damages	84	55	57	- 3	41	25	64	98
Personal Injury	43	54	26	7	38	25	52	59
Contract	116	41	64	-35	77	57	35	80
URESA	55	59	78	-24	71	63	12	43
Divorce	54	74	78	- 5	77	94	-18	51
Traffic Infraction	---	---	---	---	---	---	---	---
Appeal								
Habeas Corpus	4	4	7	-42	4	8	-50	4
Other Appeals from	4	4	7	-42	2	12	-83	6
District Court								
Habitual Offender	5	---	21	---	5	16	-68	---
Other	51	37	24	54	49	38	28	39
Total	416	328	362	- 9	364	338	- 7	380

- 17 -

<u>WALDO</u> Type of Case	<u>Pending as of 1-1-79</u>	<u>Total Filed Refiled 1979</u>	<u>Total Filed Refiled 1978</u>	<u>Percent Change</u>	<u>Total Disposi- tions 1979</u>	<u>Total Disposi- tions 1978</u>	<u>Percent Change</u>	<u>Pending as of 12-31-79</u>
Damages	21	26	9	88	13	16	-18	34
Personal Injury	36	20	30	-33	22	17	29	34
Contract	69	30	51	-41	44	26	69	55
URESA	14	35	34	2	32	31	3	17
Divorce	5	6	6	-16	6	8	-25	5
Traffic Infraction	---	---	---	---	---	---	---	---
Appeals								
Habeas Corpus	---	2	1	---	2	1	---	---
Other Appeals from District Court	---	6	5	20	4	12	-66	2
Habitual Offender	3	1	12	-91	1	9	-88	3
Other	63	57	51	11	38	48	-20	82
Total	212	182	199	- 8	162	168	- 3	232
<u>WASHINGTON</u>								
Damages	27	24	22	9	16	11	45	35
Personal Injury	35	25	28	-10	20	16	25	40
Contract	53	47	31	51	23	25	- 8	77
URESA	42	46	64	-28	49	47	4	39
Divorce	9	26	13	---	15	8	87	20
Traffic Infraction	---	3	---	---	1	---	---	2
Appeal								
Habeas Corpus	---	3	---	---	3	1	---	---
Other Appeals from District Court	6	9	9	---	9	8	12	6
Habitual Offender	1	---	12	---	1	11	-90	---
Other	93	57	65	-12	67	45	48	83
Total	266	240	244	- 1	204	172	18	302

<u>YORK</u>								
<u>Type of Case</u>	<u>Pending as of 1-1-79</u>	<u>Total Filed Refiled 1979</u>	<u>Total Filed Refiled 1978</u>	<u>Percent Change</u>	<u>Total Dispositions 1979</u>	<u>Total Dispositions 1978</u>	<u>Percent Change</u>	<u>Pending as of 12-31-79</u>
Damages	134	76	82	- 7	65	78	-16	145
Personal Injury	128	41	39	5	68	90	-24	101
Contract	120	68	59	15	74	50	48	114
URESAs	178	208	241	-13	227	202	12	159
Divorce	41	49	44	11	39	38	2	51
Traffic Infraction	---	3	6	-50	3	9	-66	---
Appeals								
Habeas Corpus	5	4	9	-55	7	6	16	2
Other Appeals from District Court	19	19	12	58	24	19	26	14
Habitual Offender	10	---	36	---	7	27	-74	3
Other	502	411	358	14	361	239	51	552
Total	1137	879	886	---	875	758	15	1141

TABLE 3
CIVIL TRIALS¹
1979

County	Total Dispositions	Number of Jury Trials	Total Number Jury Trial Days	Percent Disposed by Jury	Number of Jury Waived Trials	Total Number Jury Waived Trial Days	Percent Disposed by Jury Waived Trials
Androscoggin	514	6	17.0	1	14	12.5	2
Aroostook	263	8	19.0	3	7	6.0	2
Cumberland	1416	46	90.5	3	34	30.5	2
Franklin	107	2	2.0	1	10	6.0	9
Hancock	235	7	9.5	2	8	10.5	3
Kennebec	717	7	12.5	--	11	9.0	1
Knox	176	8	21.5	4	16	14.0	9
Lincoln	119	5	7.5	4	5	3.5	4
Oxford	179	3	6.0	1	5	3.5	2
Penobscot	686	6	14.5	--	25	24.5	3
Piscataquis	47	--	----	--	6	4.0	12
Sagadahoc	158	3	5.5	1	6	4.5	2
Somerset	293	9	18.5	3	6	4.5	2
Waldo	130	6	11.0	4	7	6.5	9
Washington	155	3	5.0	1	15	14.0	9
York	648	28	44.5	4	27	28.0	4
Statewide	5843	147	284.5	2	202	184.0	3

¹Does not include URESA cases.

TABLE 4

CIVIL DISPOSITIONS BY TYPE OF DISPOSITION
1978-1979

<u>Statewide</u> <u>Type of Disposition</u>	<u>Dispositions</u> <u>1978</u>	<u>Percent of</u> <u>Total Dispositions</u> <u>1978</u>	<u>Dispositions</u> <u>1979</u>	<u>Percent of</u> <u>Total Dispositions</u> <u>1979</u>
Default Judgments	308	4	282	4
Rule 41 (a) ¹	2643	38	2887	41
Rule 41 (b) ²	567	8	772	11
Dismissed by Court	426	86	326	4
Summary Judgment	127	1	195	2
Final Order	1599	23	1344	19
Divorce Decree	355	5	310	4
Appeal Sustained	20	---	23	---
Appeal Denied	91	1	90	1
Writ Denied	26	---	26	---
Writ Granted	11	---	10	---
Court Finding	192	2	136	1
Jury Verdict	118	1	116	1
Directed Verdict	3	---	8	---
Multiple Judgments ³	15	---	21	---
Other	398	5	464	6
Total	6899		7010	

¹Dismissed by plaintiff and also includes settlements and stipulated judgments.

²Dismissed by Court (lack of prosecution).

³Consolidated jury and jury-waived cases.

ANDROSCOGGIN

Type of Disposition	Disposition 1978	Percent of Total Dispositions 1978	Dispositions 1979	Percent of Total Dispositions 1979
Default Judgments	26	3	24	3
Rule 41 (a) ¹	327	47	281	46
Rule 41 (b) ²	59	8	58	9
Dismissed by Court	44	6	36	5
Summary Judgment	11	1	16	2
Final Order	135	19	111	18
Divorce Decree	22	3	22	3
Appeal Sustained	2	---	2	---
Appeal Denied	7	1	8	1
Writ Denied	1	---	3	---
Writ Granted	1	---	---	---
Court Finding	28	4	13	2
Jury Verdict	4	---	5	---
Directed Verdict	1	---	---	---
Multiple Judgments	6	---	3	---
Other	21	3	23	3
Total	695		605	

AROOSTOOK

Default Judgments	12	2	14	3
Rule 41 (a) ¹	99	21	173	44
Rule 41 (b) ²	47	10	29	7
Dismissed by Court	69	15	17	4
Summary Judgment	16	3	12	3
Final Order	94	20	28	7
Divorce Decree	13	2	10	2
Appeal Sustained	1	---	---	---
Appeal Denied	---	---	1	---
Writ Denied	1	---	2	---
Writ Granted	---	---	---	---
Court Finding	6	1	6	1
Jury Verdict	8	1	7	1
Directed Verdict	---	---	---	---
Multiple Judgments ³	---	---	2	---
Other	87	19	92	23
Total	453		393	

CUMBERLAND

Type of Disposition	Disposition 1978	Percent of Total Dispositions 1978	Dispositions 1979	Percent of Total Dispositions 1979
Default Judgments	75	4	62	3
Rule 41 (a) ¹	735	47	740	45
Rule 41 (b) ²	167	10	197	11
Dismissed by Court	90	5	118	7
Summary Judgment	15	---	37	2
Final Order	261	16	225	13
Divorce Decree	80	5	96	5
Appeal Sustained	---	---	1	---
Appeal Denied	11	---	27	1
Writ Denied	7	---	5	---
Writ Granted	1	---	1	---
Court Finding	16	1	24	1
Jury Verdict	30	1	39	2
Directed Verdict	---	---	5	---
Multiple Judgments	---	---	8	---
Other	54	3	57	3
Total	1542		1642	

FRANKLIN

Default Judgments	8	4	10	7
Rule 41 (a) ¹	55	33	43	30
Rule 41 (b) ²	15	9	11	7
Dismissed by Court	3	1	10	7
Summary Judgment	4	2	11	7
Final Order	52	31	30	21
Divorce Decree	6	3	11	7
Appeal Sustained	1	---	1	---
Appeal Denied	9	5	5	3
Writ Denied	2	1	1	---
Writ Granted	---	---	---	---
Court Finding	8	4	3	2
Jury Verdict	2	1	2	1
Directed Verdict	1	---	---	---
Multiple Judgments ³	---	---	1	---
Other	---	---	1	---
Total	166		140	

HANCOCK

Type of Disposition	Disposition 1978	Percent of Total Dispositions 1978	Dispositions 1979	Percent of Total Dispositions 1979
Default Judgments	13	4	15	5
Rule 41 (a) ¹	87	28	95	36
Rule 41 (b) ²	21	6	36	13
Dismissed by Court	21	6	10	3
Summary Judgment	11	3	13	4
Final Order	45	14	30	11
Divorce Decree	47	15	21	8
Appeal Sustained	1	---	---	---
Appeal Denied	2	---	2	---
Writ Denied	1	---	2	---
Writ Granted	---	---	---	---
Court Finding	17	5	5	1
Jury Verdict	5	1	6	2
Directed Verdict	---	---	---	---
Multiple Judgments	---	---	1	---
Other	36	11	26	9
Total	307		262	
KENNEBEC				
Default Judgments	38	4	35	4
Rule 41 (a) ¹	292	37	323	40
Rule 41 (b) ²	59	7	119	15
Dismissed by Court	20	2	26	3
Summary Judgment	9	1	9	1
Final Order	272	34	201	25
Divorce Decree	20	2	13	1
Appeal Sustained	---	---	1	---
Appeal Denied	---	---	5	---
Writ Denied	2	---	---	---
Writ Granted	---	---	---	---
Court Finding	24	3	5	
Jury Verdict	12	1	7	
Directed Verdict	---	---	---	---
Multiple Judgments ³	---	---	---	---
Other	30	3	48	6
Total	778		792	

KNOX

Type of Disposition	Disposition 1978	Percent of Total Dispositions 1978	Dispositions 1979	Percent of Total Dispositions 1979
Default Judgments	7	3	4	1
Rule 41 (a) ¹	85	39	90	39
Rule 41 (b) ²	28	13	25	10
Dismissed by Court	4	1	1	---
Summary Judgment	3	1	5	2
Final Order	51	23	54	23
Divorce Decree	1	---	10	4
Appeal Sustained	2	---	1	---
Appeal Denied	7	3	2	---
Writ Denied	3	1	4	1
Writ Granted	2	---	1	---
Court Finding	4	1	6	2
Jury Verdict	4	1	5	2
Directed Verdict	---	---	1	---
Multiple Judgments	---	---	---	---
Other	13	6	19	8
Total	214		228	
<u>LINCOLN</u>				
Default Judgments	14	7	7	4
Rule 41 (a) ¹	85	43	66	46
Rule 41 (b) ²	6	3	4	2
Dismissed by Court	10	5	6	4
Summary Judgment	5	2	1	---
Final Order	31	15	36	25
Divorce Decree	5	2	---	---
Appeal Sustained	1	---	---	---
Appeal Denied	5	2	3	2
Writ Denied	---	---	1	---
Writ Granted	1	---	---	---
Court Finding	12	6	5	3
Jury Verdict	5	2	2	1
Directed Verdict	---	---	---	---
Multiple Judgments ³	3	1	---	---
Other	14	7	10	7
Total	197		141	

OXFORD

Type of Disposition	Disposition 1978	Percent of Total Dispositions 1978	Dispositions 1979	Percent of Total Dispositions 1979
Default Judgments	11	5	10	4
Rule 41 (a) ¹	81	38	87	40
Rule 41 (b) ²	23	10	19	8
Dismissed by Court	8	3	15	6
Summary Judgment	4	1	7	3
Final Order	49	23	32	14
Divorce Decree	11	5	6	2
Appeal Sustained	---	---	2	---
Appeal Denied	---	---	2	---
Writ Denied	1	---	---	---
Writ Granted	1	---	---	---
Court Finding	5	2	4	1
Jury Verdict	2	---	2	---
Directed Verdict	---	---	---	---
Multiple Judgments	---	---	---	---
Other	16	7	29	13
Total	212		215	
<u>PENOBSCOT</u>				
Default Judgments	52	7	41	5
Rule 41 (a) ¹	293	41	329	44
Rule 41 (b) ²	53	7	81	10
Dismissed by Court	67	9	37	4
Summary Judgment	9	1	21	2
Final Order	119	16	110	14
Divorce Decree	38	5	28	3
Appeal Sustained	1	---	1	---
Appeal Denied	8	1	1	---
Writ Denied	3	---	3	---
Writ Granted	---	---	2	---
Court Finding	23	3	20	2
Jury Verdict	11	1	6	---
Directed Verdict	---	---	---	---
Multiple Judgments ³	---	---	2	---
Other	36	5	65	8
Total	713		747	

PISCATAQUIS

<u>Type of Disposition</u>	<u>Disposition 1978</u>	<u>Percent of Total Dispositions 1978</u>	<u>Dispositions 1979</u>	<u>Percent of Total Dispositions 1979</u>
Default Judgments	1	2	2	3
Rule 41 (a) ¹	12	25	17	29
Rule 41 (b) ²	5	10	7	12
Dismissed by Court	6	12	2	3
Summary Judgment	4	8	---	---
Final Order	8	17	8	14
Divorce Decree	1	2	2	3
Appeal Sustained	---	---	3	5
Appeal Denied	2	4	1	1
Writ Denied	---	---	---	---
Writ Granted	---	---	---	---
Court Finding	---	---	2	3
Jury Verdict	1	2	---	---
Directed Verdict	---	---	---	---
Multiple Judgments	---	---	---	---
Other	7	14	13	22
Total	47		57	

SAGADAHOC

Default Judgments	4	2	1	---
Rule 41 (a) ¹	47	33	96	52
Rule 41 (b) ²	12	8	35	19
Dismissed by Court	13	9	1	---
Summary Judgment	4	2	2	1
Final Order	44	31	27	14
Divorce Decree	3	2	1	---
Appeal Sustained	---	---	---	---
Appeal Denied	6	4	6	3
Writ Denied	---	---	---	---
Writ Granted	---	---	1	---
Court Finding	3	2	3	1
Jury Verdict	2	1	3	1
Directed Verdict	---	---	---	---
Multiple Judgments ³	---	---	---	---
Other	1		7	3
Total	139		183	

SOMERSET

Type of Disposition	Disposition 1978	Percent of Total Dispositions 1978	Dispositions 1979	Percent of Total Dispositions 1979
Default Judgments	6	1	14	3
Rule 41 (a) ¹	79	23	117	32
Rule 41 (b) ²	12	3	50	13
Dismissed by Court	34	10	16	4
Summary Judgment	4	1	8	2
Final Order	88	26	73	20
Divorce Decree	77	22	52	14
Appeal Sustained	---	---	---	---
Appeal Denied	2	---	4	1
Writ Denied	2	---	---	---
Writ Granted	2	---	1	---
Court Finding	2	---	5	1
Jury Verdict	4	1	8	2
Directed Verdict	---	---	---	---
Multiple Judgments	4	1	1	---
Other	22	6	15	4
Total	338		364	

WALDO

Default Judgments	6	3	13	8
Rule 41 (a) ¹	65	38	61	37
Rule 41 (b) ²	20	11	6	3
Dismissed by Court	13	7	9	5
Summary Judgment	6	3	13	8
Final Order	28	16	29	17
Divorce Decree	5	2	6	3
Appeal Sustained	1	---	2	1
Appeal Denied	8	4	2	1
Writ Denied	---	---	---	---
Writ Granted	1	---	2	1
Court Finding	6	3	6	3
Jury Verdict	1	---	5	3
Directed Verdict	1	---	---	---
Multiple Judgments ³	---	---	---	---
Other	7	4	8	4
Total	168		162	

WASHINGTON

Type of Disposition	Disposition 1978	Percent of Total Dispositions 1978	Dispositions 1979	Percent of Total Dispositions 1979
Default Judgments	4	2	3	1
Rule 41 (a) ¹	54	31	80	39
Rule 41 (b) ²	12	6	26	12
Dismissed by Court	12	6	7	3
Summary Judgment	3	1	10	4
Final Order	55	31	35	17
Divorce Decree	3	1	6	2
Appeal Sustained	4	2	3	1
Appeal Denied	3	1	4	1
Writ Denied	---	---	2	---
Writ Granted	1	---	---	---
Court Finding	6	3	13	6
Jury Verdict	5	2	---	---
Directed Verdict	---	---	---	---
Multiple Judgments	---	---	3	1
Other	10	5	12	5
Total	172		204	
YORK				
Default Judgments	31	4	27	3
Rule 41 (a) ¹	247	32	289	33
Rule 41 (b) ²	28	3	69	7
Dismissed by Court	12	1	15	1
Summary Judgment	19	2	30	3
Final Order	267	35	315	36
Divorce Decree	23	3	26	2
Appeal Sustained	6	---	6	---
Appeal Denied	21	2	17	1
Writ Denied	3	---	3	---
Writ Granted	1	---	2	---
Court Finding	32	4	16	1
Jury Verdict	22	2	19	2
Directed Verdict	---	---	2	---
Multiple Judgments ³	2	---	---	---
Other	44	5	39	4
Total	758		875	

TABLE 5

CIVIL CASEFLOW
1979

County	Average No. Days Pre-Trial Memo to Pre-Trial Conf.					Average No. Days Pre-Trial Conf. to Jury Trial					Average No. Days Pre-Trial Conf. to Jury-Waived Trial				
	DAYS					DAYS					DAYS				
	0- 60	61- 120	121- 180	181- 240	240- Up	0- 60	61- 120	121- 180	181- 240	240- Up	0- 60	61- 120	121- 180	181- 240	240- Up
Androscoggin	6	33	28	14	20	0	0	0	0	6	2	0	4	2	5
Aroostook	41	16	3	1	7	0	0	2	1	5	3	0	0	0	4
Cumberland	14	38	43	19	15	6	10	13	4	13	9	8	10	0	5
Franklin	12	4	3	0	0	0	1	0	0	1	3	0	0	1	1
Hancock	10	18	6	1	2	0	2	2	0	2	1	2	1	2	1
Kennebec	31	27	12	2	4	0	0	1	0	6	1	2	0	1	0
Knox	7	16	4	3	3	0	2	1	1	4	0	3	1	0	3
Lincoln	11	9	1	0	3	0	3	0	1	1	0	3	0	0	1
Oxford	2	10	3	0	4	0	0	0	1	1	2	1	1	0	0
Penobscot	8	9	5	3	6	2	0	2	0	2	4	7	3	3	8
Piscataquis	9	2	0	1	0	0	0	0	0	0	2	1	1	1	1
Sagadahoc	15	10	2	1	2	0	1	1	1	0	1	2	0	1	2
Somerset	15	18	7	3	1	1	1	1	2	2	3	0	2	1	0
Waldo	8	14	11	2	2	0	0	1	1	4	0	1	1	2	3
Washington	8	10	8	4	2	0	1	0	1	1	3	3	3	0	3
York	29	86	30	7	19	1	6	1	7	13	0	20	2	1	2
STATEWIDE	226	320	166	61	90	10	27	25	20	61	34	53	29	15	39

TABLE 6

CRIMINAL FILINGS AND DISPOSITIONS
1978-1979¹

County	Pending Beginning of Year		Percent Change	Total Filings		Total Refilings ²			Total Dispositions		Percent Change	Pending End of Year		Percent Change
	1978	1979		1978	1979	1978	1979		1978	1979		1978	1979	
Androscoggin	186	240	29	474	475	6	3	---	426	421	- 1	240	297	23
Aroostook	502	440	-12	849	766	2	3	- 9	913	753	-17	440	456	3
Cumberland	638	704	10	1247	1349	30	63	10	1211	1255	3	704	861	22
Franklin	109	102	- 6	300	317	1	1	5	308	282	- 8	102	138	35
Hancock	229	164	-28	204	217	9	4	3	278	231	-16	164	154	6
Kennebec	328	345	5	750	778	21	29	4	754	670	-11	345	482	39
Knox	144	155	7	273	276	4	14	4	266	286	7	155	159	2
Lincoln	77	74	- 3	184	196	3	6	8	190	173	- 8	74	103	39
Oxford	160	135	-15	289	262	1	0	- 9	315	217	-31	135	180	33
Penobscot	353	317	-10	772	1203	8	5	54	816	1034	26	317	491	54
Piscataquis	85	76	-10	122	131	0	0	7	131	114	-12	76	93	22
Sagadahoc	49	52	6	161	140	2	2	-12	160	124	-22	52	70	34
Somerset	207	296	42	554	753	15	19	35	480	710	47	296	358	20
Waldo	81	94	16	205	180	5	7	-10	197	115	-41	94	166	76
Washington	97	144	48	259	253	4	2	- 3	216	213	- 1	144	186	29
York	281	351	24	682	784	12	25	16	624	601	- 3	351	559	59
Statewide	3526	3689	4	7325	8080	123	183	10	7285	7199	- 1	3689	4753	28

¹By Docket Number²Cases in which additional action is taken after judgment is entered.

TABLE 7

CRIMINAL FILINGS AND DISPOSITIONS
BY CLASS OF CHARGE
1979¹

STATEWIDE

<u>Class Of Charge</u>	<u>Pending Begin- ning of Year</u>	<u>Filings</u>	<u>Refilings²</u>	<u>Total Filings & Refilings</u>	<u>Total Percent of Caseload</u>	<u>Dispositions</u>	<u>Pending End of Year</u>
A	133	293	7	300	69	227	206
B	565	996	15	1011	64	851	725
C	702	1437	4	1441	67	1329	814
D	557	1490	5	1495	72	1261	791
E	555	781	1	782	58	749	588
Title 29	797	2879	15	2894	78	2376	1315
Other	374	531	136	667	64	601	440
Total	3683	8407	183	8590	69	7394	4879

-55-

ANDROSCOGGIN

A	12	33	0	33	73	24	21
B	50	116	0	116	69	96	70
C	60	152	0	152	71	134	78
D	38	74	0	74	66	71	41
E	25	38	0	38	60	31	32
Title 29	16	93	0	93	85	73	36
Other	3	14	3	17	85	14	6
Total	204	520	3	523	71	443	284

¹By Number of Defendants²Cases in which additional action is taken after judgment is entered.

AROOSTOOK

<u>Class Of Charge</u>	<u>Pending Begin- ning of Year</u>	<u>Filings</u>	<u>Refilings²</u>	<u>Total Filings & Refilings</u>	<u>Total Percent of Caseload</u>	<u>Dispositions</u>	<u>Pending End of Year</u>
A	8	25	0	25	75	29	4
B	62	49	0	49	44	61	50
C	100	103	0	103	50	143	60
D	91	122	0	122	57	130	83
E	169	113	0	113	40	100	182
Title 29	70	313	0	313	81	251	132
Other	10	64	3	67	87	53	24
Total	510	789	3	792	60	767	535

CUMBERLAND

A	38	59	1	60	61	49	49
B	119	179	1	180	60	166	133
C	141	304	3	307	68	275	173
D	77	162	1	163	67	144	96
E	52	96	0	96	64	106	42
Title 29	169	490	1	491	74	425	235
Other	133	116	57	173	56	152	154
Total	729	1406	64	1470	66	1317	882

FRANKLIN

A	0	3	0	3	0	2	1
B	3	17	0	17	85	20	0
C	16	42	0	42	72	42	16
D	16	53	0	53	76	43	26
E	10	30	0	30	75	30	10
Title 29	52	162	1	163	75	139	76
Other	13	16	0	16	55	11	18
Total	110	323	1	324	74	287	147

HANCOCK

<u>Class Of Charge</u>	<u>Pending Begin- ning of Year</u>	<u>Filings</u>	<u>Refilings²</u>	<u>Total Filings & Refilings</u>	<u>Total Percent of Caseload</u>	<u>Dispositions</u>	<u>Pending End of Year</u>
A	8	9	1	10	55	11	7
B	25	28	1	29	53	35	19
C	21	40	0	40	65	35	26
D	30	44	0	44	59	27	47
E	47	7	0	7	12	36	18
Title 29	107	78	0	78	42	77	108
Other	0	25	2	27	0	20	7
Total	238	231	4	235	49	241	232

KENNEBEC

A	7	31	0	31	81	30	8
B	72	118	1	119	62	107	84
C	58	140	0	140	70	119	79
D	52	201	0	201	79	149	104
E	32	55	0	55	63	59	28
Title 29	62	211	0	211	77	160	113
Other	50	57	28	85	62	59	76
Total	333	813	29	842	71	683	492

KNOX

A	2	15	3	18	90	11	9
B	20	30	5	35	63	28	27
C	30	38	0	38	55	47	21
D	28	72	0	72	72	59	41
E	23	25	0	25	52	27	21
Title 29	37	88	3	91	71	94	34
Other	5	11	3	14	73	21	2
Total	145	279	14	293	66	287	151

LINCOLN

<u>Class Of Charge</u>	<u>Pending Begin- ning of Year</u>	<u>Filings</u>	<u>Refilings²</u>	<u>Total Filings & Refilings</u>	<u>Total Percent of Caseload</u>	<u>Dispositions</u>	<u>Pending End of Year</u>
A	1	2	0	2	66	0	3
B	16	15	1	16	50	12	20
C	16	23	1	24	60	27	13
D	9	17	0	17	65	18	8
E	30	15	0	15	33	21	24
Title 29	3	112	2	114	97	79	38
Other	2	12	2	14	87	16	0
Total	77	196	6	202	72	173	106

OXFORD

A	2	13	0	13	86	5	10
B	33	36	0	36	52	36	33
C	24	61	0	61	71	50	35
D	27	29	0	29	51	39	17
E	22	8	0	8	26	17	13
Title 29	50	104	0	104	67	56	98
Other	5	15	0	15	75	16	4
Total	163	266	0	266	62	219	210

PENOBSCOT

A	16	34	0	34	68	28	22
B	45	117	0	117	72	91	71
C	70	161	0	161	69	148	83
D	59	249	2	251	80	208	102
E	26	171	0	171	86	144	53
Title 29	72	424	0	424	85	374	122
Other	66	77	3	80	54	68	78
Total	354	1233	5	1238	77	1061	531

PISCATAQUIS

<u>Class Of Charge</u>	<u>Pending Begin- ning of Year</u>	<u>Filings</u>	<u>Refilings²</u>	<u>Total Filings & Refilings</u>	<u>Total Percent of Caseload</u>	<u>Dispositions</u>	<u>Pending End of Year</u>
A	0	9	0	9	0	1	8
B	4	12	0	12	75	20	4
C	14	18	0	18	56	15	17
D	21	24	0	24	53	16	29
E	12	11	0	11	47	13	10
Title 29	19	43	0	43	69	39	23
Other	15	15	0	15	50	10	20
Total	85	132	0	132	60	114	103

SAGADAHOC

A	4	5	0	5	55	5	4
B	4	17	0	17	80	15	6
C	9	18	0	18	66	17	10
D	9	26	0	26	74	21	14
E	14	14	0	14	50	16	12
Title 29	8	53	0	53	86	43	18
Other	1	9	2	11	91	7	5
Total	49	142	2	144	74	124	69

SOMERSET

A	9	8	1	9	50	7	11
B	41	54	0	54	56	40	55
C	36	83	0	83	69	80	39
D	42	181	0	181	81	164	59
E	15	59	1	60	80	45	30
Title 29	34	338	4	342	90	309	67
Other	31	48	13	61	66	69	23
Total	208	771	19	790	79	714	284

WALDO

<u>Class Of Charge</u>	<u>Pending Begin- ning of Year</u>	<u>Filings</u>	<u>Refilings²</u>	<u>Total Filings & Refilings</u>	<u>Total Percent of Caseload</u>	<u>Dispositions</u>	<u>Pending End of Year</u>
A	6	7	0	7	53	0	13
B	18	27	0	27	60	13	32
C	17	49	0	49	74	28	38
D	9	34	0	34	79	12	31
E	22	17	0	17	43	9	30
Title 29	7	45	0	45	86	33	19
Other	2	9	7	16	88	20	2
Total	81	188	7	195	70	115	161

WASHINGTON

A	6	20	0	20	76	10	16
B	28	57	1	58	67	27	59
C	30	76	0	76	71	62	44
D	15	47	0	47	75	42	20
E	14	32	0	32	69	38	8
Title 29	11	55	0	55	83	38	28
Other	11	12	0	12	52	23	0
Total	115	299	1	300	72	240	175

YORK

A	14	20	1	21	60	15	20
B	25	124	5	129	83	84	70
C	60	129	0	129	68	107	82
D	34	155	2	157	82	118	73
E	42	90	0	90	68	57	75
Title 29	80	270	4	274	77	186	168
Other	27	31	13	44	61	42	29
Total	282	819	25	844	74	609	517

TABLE 8

CRIMINAL FILINGS & DISPOSITIONS
BY TYPE OF CASE¹

1979

STATEWIDE

<u>Type of Case</u>	<u>Pending as of 1-1-79</u>	<u>Total Filed & Refiled 1979</u>	<u>Total Filed & Refiled 1978</u>	<u>Percent Change</u>	<u>Total Dispositions 1979</u>	<u>Total Dispositions 1978</u>	<u>Percent Change</u>	<u>Pending as of 12-31-79</u>
Bail Review	9	200	250	-20	199	255	-21	10
Transfer	1379	3611	2679	34	2937	2622	12	2053
Appeal	466	1044	927	12	961	901	6	549
Boundover	164	424	347	22	369	453	-18	219
Indictment	1522	2254	2451	- 8	2056	2299	-10	1720
Information	24	498	543	- 9	481	550	-12	41
Juvenile Appeal	55	42	130	-67	57	119	-52	40
Other	70	190	121	57	139	86	61	121
Total	3689	8263	7448	10	7199	7285	- 1	4753

¹By Docket Number

²Refilings are cases in which additional action is taken after judgment is entered.

<u>ANDROSCOGGIN</u>	Pending as of 1-1-79	Total Filed & Refiled 1979	Total Filed & Refiled 1978	Percent Change	Total Dispositions 1979	Total Dispositons 1978	Percent Change	Pending as of 12-31-79
Bail Review	0	2	4	-50	2	4	-50	---
Transfer	46	112	122	-8	93	125	-25	65
Appeal	12	33	28	17	26	34	-23	19
Boundover	10	26	20	30	14	26	-46	22
Indictment	165	267	267	---	250	198	26	182
Information	---	30	31	-3	29	32	-9	1
Juvenile Appeal	6	1	6	-83	5	5	---	2
Other	1	7	2	50	2	2	---	6
Total	240	478	480		421	426	-1	297
<u>AROOSTOOK</u>								
Bail Review	2	34	34	---	34	34	---	2
Transfer	188	461	399	15	389	474	-17	260
Appeal	40	88	93	-5	77	101	-23	51
Boundover	46	84	63	33	87	71	22	43
Indictment	151	70	184	-61	134	155	-13	87
Information	2	27	65	-58	27	68	-60	2
Juvenile Appeal	10	2	10	-80	2	7	-71	10
Other	1	3	3	---	3	3	---	1
Total	440	769	851	-9	753	913	-17	456
<u>CUMBERLAND</u>								
Bail Review	3	64	87	-26	65	87	-25	2
Transfer	247	499	371	34	448	336	33	298
Appeal	106	170	166	2	159	153	3	117
Boundover	13	15	19	-21	18	31	-41	10
Indictment	297	459	471	-2	393	434	-9	363
Information	2	118	108	9	110	114	3	10
Juvenile Appeal	6	5	19	-73	6	30	-80	5
Other	30	82	36	27	56	26	15	56
Total	704	1412	1277	10	1255	1211	3	861

<u>FRANKLIN</u>	Pending as of 1-1-79	Total Filed & Refiled 1979	Total Filed & Refiled 1978	Percent Change	Total Dispositions 1979	Total Dispositons 1978	Percent Change	Pending as of 12-31-79
Bail Review	---	1	19	-94	1	19	-94	---
Transfer	48	184	137	34	152	143	6	80
Appeal	14	35	47	-25	37	55	-32	12
Boundover	6	17	10	70	17	6	83	6
Indictment Information	33	47	44	6	41	39	5	39
Juvenile Appeal	1	22	38	-42	23	37	-37	---
Other	---	12	6	---	11	9	22	1
Total	102	318	301	5	282	308	-8	138
<u>HANCOCK</u>								
Bail Review	---	---	1	---	---	1	---	---
Transfer	65	100	107	-6	99	171	-42	66
Appeal	38	24	24	---	48	30	60	14
Boundover	2	13	7	85	9	7	28	6
Indictment	51	71	50	42	61	47	29	61
Information	3	11	11	---	10	13	-23	4
Juvenile Appeal	1	1	1	---	2	1	---	---
Other	4	1	12	-91	2	8	-75	3
Total	164	221	213	3	231	278	-16	154
<u>KENNEBEC</u>								
Bail Review	3	14	40	-65	14	45	-68	3
Transfer	91	272	178	52	183	151	21	180
Appeal	26	92	73	26	68	63	7	50
Boundover	8	19	22	-13	20	30	-33	7
Indictment	201	338	396	-14	325	414	-21	214
Information	3	32	47	-31	33	46	-28	2
Juvenile Appeal	6	7	6	16	6	2	---	7
Other	7	33	9	66	21	3	---	19
Total	345	807	771	4	670	754	-11	482

<u>KNOX</u>	Pending as of 1-1-79	Total Filed & Refiled 1979	Total Filed & Refiled 1978	Percent Change	Total Dispositions 1979	Total Dispositons 1978	Percent Change	Pending as of 12-31-79
Bail Review	---	5	4	25	5	4	25	---
Transfer	47	127	90	41	112	75	49	62
Appeal	45	42	61	-31	61	60	1	26
Boundover	17	17	27	-37	28	33	-15	6
Indictment	36	84	75	12	56	83	-32	64
Information	2	6	11	-45	8	9	-11	---
Juvenile Appeal	5	1	6	-83	6	1	---	---
Other	3	8	3	66	10	1	---	1
Total	155	290	277	4	286	266	7	159
<u>LINCOLN</u>								
Bail Review	---	1	2	-50	1	2	-50	---
Transfer	10	107	34	14	72	39	84	45
Appeal	13	37	52	-28	35	52	-32	15
Boundover	8	12	13	-7	13	12	8	7
Indictment	39	26	64	-59	36	63	-42	29
Information	---	15	9	66	13	11	18	2
Juvenile Appeal	1	---	9	---	---	10	---	1
Other	3	4	4	---	3	1	---	4
Total	74	202	187	8	173	190	-8	103
<u>OXFORD</u>								
Bail Review	---	9	3	---	9	3	---	---
Transfer	51	86	95	-9	63	111	-43	74
Appeal	18	47	33	42	37	40	-7	28
Boundover	5	19	19	---	18	30	-40	6
Indictment	52	85	88	-3	73	85	-14	64
Information	3	14	42	-66	14	41	-65	3
Juvenile Appeal	5	2	9	-77	2	5	-60	5
Other	1	---	1	---	1	---	---	---
Total	135	262	290	-9	217	315	-31	180

<u>PENOBSCOT</u>	<u>Pending</u>	<u>Total</u>	<u>Total</u>	<u>Percent</u>	<u>Total</u>	<u>Total</u>	<u>Percent</u>	<u>Pending</u>
<u>Type of Case</u>	<u>as of</u>	<u>Filed &</u>	<u>Filed &</u>	<u>Change</u>	<u>Dispositions</u>	<u>Dispositons</u>	<u>Change</u>	<u>as of</u>
	<u>1-1-79</u>	<u>1979</u>	<u>1978</u>		<u>1979</u>	<u>1978</u>		<u>12-31-79</u>
Bail Review	----	35	37	-85	35	38	-7	---
Transfer	118	597	325	83	492	341	44	223
Appeal	47	208	111	87	191	96	98	64
Boundover	6	19	22	-13	17	28	-39	8
Indictment	127	310	220	40	257	262	-1	180
Information	2	30	20	50	29	21	38	3
Juvenile Appeal	9	4	34	-88	6	25	-76	7
Other	8	5	11	-54	7	5	40	6
Total	317	1208	780	54	1034	816	26	491
<u>PISCATAQUIS</u>								
Bail Review	---	1	1	---	1	1	---	---
Transfer	28	51	56	-8	46	71	-35	33
Appeal	6	29	6	83	21	7	---	14
Boundover	5	9	12	-25	9	13	-30	5
Indictment	36	39	36	8	35	25	40	40
Information	---	---	5	---	---	5	---	---
Juvenile Appeal	---	2	6	-66	2	7	-71	---
Other	1	---	---	---	---	2	---	1
Total	76	131	122	7	114	131	-12	93
<u>SAGADAHOC</u>								
Bail Review	---	---	---	---	---	---	---	---
Transfer	7	61	22	77	43	23	86	25
Appeal	13	30	63	-52	29	69	-57	14
Boundover	2	15	17	-11	7	27	-74	10
Indictment	26	24	44	-45	36	26	38	14
Information	---	8	12	-33	5	12	-58	3
Juvenile Appeal	4	---	3	---	2	1	---	2
Other	---	4	2	---	2	2	---	2
Total	52	142	163	-12	124	160	-22	70

<u>SOMERSET</u>	Pending as of 1-1-79	Total Filed & Refiled 1979	Total Filed & Refiled 1978	Percent Change	Total Dispositions 1979	Total Dispositons 1978	Percent Change	Pending as of 12-31-79
<u>Type of Case</u>								
Bail Review	1	20	9	22	18	8	25	3
Transfer	172	522	295	76	448	192	33	246
Appeal	18	17	29	-41	27	24	12	8
Boundover	5	23	20	15	21	20	5	7
Indictment	91	97	160	-39	112	184	-39	76
Information	1	75	39	92	74	39	89	2
Juvenile Appeal	2	---	5	---	2	4	-50	---
Other	6	18	12	50	8	9	-11	16
Total	296	772	569	35	710	480	47	358
<u>WALDO</u>								
Bail Review	---	---	2	---	---	2	---	---
Transfer	38	56	98	-42	42	85	-50	52
Appeal	5	22	16	37	16	20	-20	11
Boundover	4	18	18	---	7	33	-78	15
Indictment	44	78	52	50	38	35	8	84
Information	---	5	17	-70	5	17	+70	---
Juvenile Appeal	---	1	---	---	1	---	---	---
Other	3	7	7	---	6	5	20	4
Total	94	187	210	-10	115	197	-41	166
<u>WASHINGTON</u>								
Bail Review	---	1	1	---	1	1	---	---
Transfer	59	75	98	-23	68	69	-1	66
Appeal	31	51	65	-21	54	48	12	28
Boundover	5	30	11	72	24	17	41	11
Indictment	49	78	62	25	46	51	-9	81
Information	---	19	16	18	19	17	11	---
Juvenile Appeal	---	---	1	---	---	2	---	---
Other	---	1	9	-88	1	11	-90	---
Total	144	255	263	-3	213	216	-1	186

<u>YORK</u>								
<u>Type of Case</u>	<u>Pending as of 1-1-79</u>	<u>Total Filed & Refiled 1979</u>	<u>Total Filed & Refiled 1978</u>	<u>Percent Change</u>	<u>Total Dispositions 1979</u>	<u>Total Dispositons 1978</u>	<u>Percent Change</u>	<u>Pending as of 12-31-79</u>
Bail Review	---	13	6	16	13	6	16	---
Transfer	164	301	252	19	187	216	-13	278
Appeal	34	119	60	98	75	49	53	78
Boundover	22	88	47	87	60	69	-13	50
Indictment	124	181	238	-23	163	198	-17	142
Information	5	86	72	19	82	68	20	9
Juvenile Appeal	---	4	9	-55	4	10	-60	---
Other	2	17	10	70	17	8	12	2
Total	351	809	694	16	601	624	-3	559

TABLE 9

 CRIMINAL TRIALS
 BY TYPE OF CASE¹
 1979

<u>STATEWIDE</u> <u>Type of Case</u>	Total Dispositions	Number of Jury Trials	Total Number Jury Trial Days	Percent Disposed by Jury Trial	Number of Jury Waived Trials	Total Number Jury Waived Trial Days	Percent Disposed by Jury Waived Trials
Bail Review	199						
Transfer	2,937	138	148.5	4	75	48.5	2
Appeal	961	76	87.5	7	58	37.0	6
Boundover	378	19	25.0	5	2	2.5	---
Indictment	2,241	203	334.5	9	50	60.0	2
Information	483	5	9.5	1	3	2.0	---
Juvenile Appeal	57	1	1.0	1	10	5.0	17
Other	139	5	23.0	3	1	1.0	---
Total	7,395	447	629.0	6	199	156.0	2
<u>ANDROSCOGGIN</u>							
Bail Review	2						
Transfer	93	3	3.0	3	3	2.0	3
Appeal	26	1	.5	3	2	1.5	7
Boundover	15	2	3.0	13	0	0	---
Indictment	270	17	27.0	6	2	2.5	---
Information	30	0	0	---	0	0	---
Juvenile Appeal	5	0	0	---	0	0	---
Other	2	0	0	---	0	0	---
Total	443	23	33.5	5	7	6.0	1

¹By Defendant

<u>AROOSTOOK</u> <u>Type of Case</u>	Total Dispositions	Number of Jury Trials	Total Number Jury Trial Days	Percent Disposed by Jury Trial	Number of Jury Waived Trials	Total Number Jury Waived Trial Days	Percent Disposed by Jury Waived Trials
Bail Review	34						
Transfer	389	9	9.0	2	3	6.0	---
Appeal	77	1	.5	1	1	1.0	1
Boundover	89	2	1.5	2	0	0	---
Indictment	146	8	13.5	5	2	2.0	1
Information	27	2	3.0	7	0	0	---
Juvenile Appeal	2	0	0	---	0	0	---
Other	3	0	0	---	0	0	---
Total	767	22	27.5	2	6	9.0	---
 <u>CUMBERLAND</u>							
Bail Review	65						
Transfer	448	11	17.0	2	5	4.5	1
Appeal	159	5	7.0	3	4	4.0	2
Boundover	19	0	0	---	0	0	---
Indictment	453	59	107.0	13	9	18.0	1
Information	111	1	2.0	---	0	0	---
Juvenile Appeal	6	1	1.0	16	0	0	---
Other	56	0	0	---	0	0	---
Total	1,317	77	134.0	5	18	26.5	1

<u>FRANKLIN</u> <u>Type of Case</u>	Total Dispositions	Number of Jury Trials	Total Number Jury Trial Days	Percent Dis- posed by Jury Trial	Number of Jury Waived Trials	Total Number Jury Waived Trial Days	Percent Dis- posed by Jury Waived Trials
Bail Review	1						
Transfer	152	11	11.0	7	7	4.0	4
Appeal	37	7	9.0	18	3	1.5	8
Boundover	18	3	5.0	16	0	0	---
Indictment	45	6	8.5	13	1	1.0	2
Information	23	0	0	---	0	0	---
Juvenile Appeal	11	0	0	---	9	4.5	81
Other	0	0	0	---	0	0	---
Total	287	27	33.5	9	20	11.0	6
 <u>HANCOCK</u>							
Bail Review							
Transfer	99	7	6.5	7	2	1.0	2
Appeal	48	4	4.5	8	0	0	---
Boundover	9	1	1.0	11	1	2.0	11
Indictment	71	8	16.5	11	0	0	---
Information	10	0	0	---	0	0	---
Juvenile Appeal	2	0	0	---	0	0	---
Other	2	0	0	---	0	0	---
Total	241	20	28.5	8	3	3.0	1

<u>KENNEBEC</u> <u>Type of Case</u>	Total Dispositions	Number of Jury Trials	Total Number Jury Trial Days	Percent Disposed by Jury Trial	Number of Jury Waived Trials	Total Number Jury Waived Trial Days	Percent Disposed by Jury Waived Trials
Bail Review	14						
Transfer	183	2	1.5	1	5	3.0	2
Appeal	68	10	9.0	14	5	3.0	7
Boundover	20	1	1.0	5	0	0	---
Indictment	338	22	32.5	6	4	3.0	1
Information	33	0	0	---	1	1.0	3
Juvenile Appeal	6	0	0	---	0	0	---
Other	21	0	0	---	0	0	---
Total	683	35	44.0	5	15	10.0	2
<u>KNOX</u>							
Bail Review	5						
Transfer	112	6	7.5	5	3	2.0	2
Appeal	61	7	11.0	11	3	1.5	4
Boundover	28	2	3.0	7	0	0	---
Indictment	57	7	17.0	12	0	0	---
Information	8	1	3.0	12	1	.5	12
Juvenile Appeal	6	0	0	---	0	0	---
Other	10	0	0	---	0	0	---
Total	287	23	41.5	8	7	4.0	2

LINCOLN

Type of Case

	Total Dispositions	Number of Jury Trials	Total Number Jury Trial Days	Percent Disposed by Jury Trial	Number of Jury Waived Trials	Total Number Jury Waived Trial Days	Percent Disposed by Jury Waived Trials
Bail Review	1						
Transfer	72	5	6.0	6	1	.5	1
Appeal	35	4	3.0	11	3	1.5	8
Boundover	13	2	2.5	15	0	0	---
Indictment	36	5	6.5	13	1	.5	2
Information	13	0	0	---	0	0	---
Juvenile Appeal	0	0	0	---	0	0	---
Other	3	0	0	---	0	0	---
Total	173	16	18.0	9	5	2.5	2

OXFORD

Bail Review	9	0	0	---	0	0	---
Transfer	63	4	5.0	6	0	0	---
Appeal	37	2	2.0	5	1	.5	2
Boundover	19	3	4.0	15	0	0	---
Indictment	74	10	16.0	13	2	1.5	2
Information	14	0	0	---	0	0	---
Juvenile Appeal	2	0	0	---	0	0	---
Other	1	0	0	---	0	0	---
Total	219	19	27.0	8	3	2	1

<u>PENOBSCOT</u> Type of Case	Total Dispositions	Number of Jury Trials	Total Number Jury Trial Days	Percent Disposed by Jury Trial	Number of Jury Waived Trials	Total Number Jury Waived Trial Days	Percent Disposed by Jury Waived Trials
Bail Review	35						
Transfer	492	23	20.5	4	32	16.5	6
Appeal	191	18	17.0	9	22	14.0	11
Boundover	17	0	0	---	0	0	---
Indictment	284	19	23.5	6	21	20.0	7
Information	29	0	0	---	0	0	---
Juvenile Appeal	6	0	0	---	0	0	---
Other	7	0	0	---	1	1.0	.14
Total	1,061	60	61.0	5	76	51.5	7

<u>PISCATAQUIS</u>	Total Dispositions	Number of Jury Trials	Total Number Jury Trial Days	Percent Disposed by Jury Trial	Number of Jury Waived Trials	Total Number Jury Waived Trial Days	Percent Disposed by Jury Waived Trials
Bail Review	1						
Transfer	46	1	.5	2	1	.5	2
Appeal	21	2	1.5	9	1	.5	4
Boundover	9	0	0	---	0	0	---
Indictment	35	0	0	---	1	1.0	2
Information	0	0	0	---	0	0	---
Juvenile Appeal	2	0	0	---	0	0	---
Other	0	0	0	---	0	0	---
Total	114	3	2.0	2	3	2.0	2

SAGADAHOC
Type of Case

	Total Dispositions	Number of Jury Trials	Total Number Jury Trial Days	Percent Disposed by Jury Trial	Number of Jury Waived Trials	Total Number Jury Waived Trial Days	Percent Disposed by Jury Waived Trials
Bail Review							
Transfer	43	7	6.0	16	0	0	---
Appeal	29	3	2.0	10	4	3.0	13
Boundover	7	1	1.0	14	0	0	---
Indictment	36	3	4.0	8	2	3.0	5
Information	5	0	0	---	0	0	---
Juvenile Appeal	2	0	0	0	1	.5	50
Other	2	0	0	---	0	0	---
Total	124	14	13.0	11	7	6.5	5

SOMERSET

Bail Review	18						
Transfer	448	29	33.0	6	10	6.5	2
Appeal	27	4	6.5	14	2	1.5	7
Boundover	21	0	0	---	0	0	---
Indictment	116	5	8.0	4	2	3.5	1
Information	74	0	0	---	1	.5	1
Juvenile Appeal	2	0	0	---	1	0	---
Other	8	2	20.0	25	0	0	---
Total	714	40	67.5	5	15	12.0	2

WALDO

Type of Case

	Total Dispositions	Number of Jury Trials	Total Number Jury Trial Days	Percent Disposed by Jury Trial	Number of Jury Waived Trials	Total Number Jury Waived Trial Days	Percent Disposed by Jury Waived Trials
Bail Review							
Transfer	42	6	6.0	14	1	.5	2
Appeal	16	3	5.0	18	3	1.5	18
Boundover	7	0	0	---	0	0	---
Indictment	38	7	12.5	18	1	1.0	2
Information	5	0	0	---	0	0	---
Juvenile Appeal	1	0	0	---	0	0	---
Other	6	1	1.5	16	0	0	---
Total	115	17	25.0	14	5	3.0	4

WASHINGTON

Bail Review	1						
Transfer	68	4	4.0	5	0	0	---
Appeal	54	1	5.0	1	0	0	---
Boundover	27	1	1.5	3	0	0	---
Indictment	71	5	7.5	7	1	1.0	1
Information	19	0	0	---	0	0	---
Juvenile Appeal	0	0	0	---	0	0	---
Other	1	0	0	---	0	0	---
Total	241	11	18.0	4	1	1.0	---

<u>YORK</u> <u>Type of Case</u>	Total Dispositions	Number of Jury Trials	Total Number Jury Trial Days	Percent Disposed by Jury Trial	Number of Jury Waived Trials	Total Number Jury Waived Trial Days	Percent Disposed by Jury Waived Trials
Bail Review	13	10	12.0	5	2	1.5	1
Transfer	187	4	4.0	5	4	2.0	5
Appeal	75	1	1.5	1	1	.5	1
Boundover	60	22	34.5	12	1	2.0	---
Indictment	171	1	1.5	1	0	0	---
Information	82	0	0	---	0	0	---
Juvenile Appeal	4	0	0	---	0	0	---
Other	17	2	1.5	11	0	0	---
Total	609	40	55.0	6	8	6.0	1

TABLE 10
 CRIMINAL CASEFLOW TIME REPORT
 BY TYPE OF FILING¹
 1979

<u>STATEWIDE</u>	<u>Indictments</u>	<u>Information</u>
Filing to 1st Appearance		
0-30 Days	1,616	468
31-60 Days	91	2
61-90 Days	50	4
91-120 Days	34	0
121-Up Days	99	2
Average Days	28	3
1st Appearance to Guilty Plea		
0-30 Days	204	445
31-60 Days	169	4
61-90 Days	140	3
91-120 Days	145	1
121-Up Days	410	4
Average Days	112	3
1st Appearance to Jury Trial		
0-30 Days	12	2
31-60 Days	17	0
61-90 Days	15	0
91-120 Days	24	0
121-Up Days	108	3
Average Days	165	130
1st Appearance to Jury Waived Trial		
0-30 Days	8	3
31-60 Days	7	0
61-90 Days	7	0
91-120 Days	2	0
121-Up Days	24	0
Average Days	164	0

¹By Defendant

	<u>Indictments</u>	<u>Information</u>
All 1st Appearances to Dispositions		
0-30 Days	349	458
31-60 Days	254	4
61-90 Days	224	3
91-120 Days	226	1
121-Up Days	837	10
Average Days	132	6

ANDROSCOGGIN

Filing to 1st Appearance

0-30 Days	180	30
31-60 Days	12	0
61-90 Days	3	0
91-120 Days	3	0
121-Up Days	3	0
Average Days	18	0

1st Appearance to Guilty Plea

0-30 Days	13	27
31-60 Days	14	1
61-90 Days	13	1
91-120 Days	16	0
121-Up Days	83	0
Average Days	139	5

1st Appearance to Jury Trial

0-30 Days	0	0
31-60 Days	0	0
61-90 Days	1	0
91-120 Days	1	0
121-Up Days	11	0
Average Days	189	0

1st Appearance to Jury Waived Trial

0-30 Days	0	0
31-60 Days	0	0
61-90 Days	0	0
91-120 Days	0	0
121-Up Days	2	0
Average Days	281	0

	<u>Indictments</u>	<u>Information</u>
All 1st Appearances to Dispositions		
0-30 Days	20	27
31-60 Days	18	1
61-90 Days	21	1
91-120 Days	22	0
121-Up Days	120	1
Average Days	147	10

AROOSTOOK

Filing to 1st Appearance

0-30 Days	91	26
31-60 Days	10	1
61-90 Days	6	0
91-120 Days	2	0
121-Up Days	18	0
Average Days	57	2

1st Appearance to Guilty Plea

0-30 Days	6	25
31-60 Days	5	0
61-90 Days	9	0
91-120 Days	7	0
121-Up Days	20	0
Average Days	142	0

1st Appearance to Jury Trial

0-30 Days	1	0
31-60 Days	2	0
61-90 Days	0	0
91-120 Days	3	0
121-Up Days	2	2
Average Days	95	202

1st Appearance to Jury Waived Trial

0-30 Days	0	0
31-60 Days	0	0
61-90 Days	2	0
91-120 Days	0	0
121-Up Days	1	0
Average Days	139	0

	<u>Indictments</u>	<u>Information</u>
All 1st Appearances to Dispositions		
0-30 Days	22	25
31-60 Days	7	0
61-90 Days	13	0
91-120 Days	12	0
121-Up Days	73	2
Average Days	216	15

CUMBERLAND

Filing to 1st Appearance

0-30 Days	346	106
31-60 Days	16	0
61-90 Days	1	0
91-120 Days	4	0
121-Up Days	10	0
Average Days	21	0

1st Appearance to Guilty Plea

0-30 Days	35	100
31-60 Days	19	1
61-90 Days	8	0
91-120 Days	15	0
121-Up Days	122	3
Average Days	139	7

1st Appearance to Jury Trial

0-30 Days	2	0
31-60 Days	3	0
61-90 Days	3	0
91-120 Days	2	0
121-Up Days	44	1
Average Days	222	247

1st Appearance to Jury Waived Trial

0-30 Days	1	0
31-60 Days	2	0
61-90 Days	0	0
91-120 Days	0	0
121-Up Days	6	0
Average Days	176	0

	<u>Indictments</u>	<u>Information</u>
All 1st Appearances to Dispositions		
0-30 Days	53	101
31-60 Days	37	1
61-90 Days	20	0
91-120 Days	25	0
121-Up Days	242	4
Average Days	152	9

FRANKLIN

Filing to 1st Appearance

0-30 Days	24	23
31-60 Days	4	0
61-90 Days	1	0
91-120 Days	0	0
121-Up Days	0	0
Average Days	18	0

1st Appearance to Guilty Plea

0-30 Days	5	22
31-60 Days	4	1
61-90 Days	3	0
91-120 Days	4	0
121-Up Days	3	0
Average Days	68	2

1st Appearance to Jury Trial

0-30 Days	0	0
31-60 Days	1	0
61-90 Days	0	0
91-120 Days	0	0
121-Up Days	2	0
Average Days	129	0

1st Appearance to Jury Waived Trial

0-30 Days	0	0
31-60 Days	0	0
61-90 Days	0	0
91-120 Days	0	0
121-Up Days	0	0
Average Days	0	0

	<u>Indictments</u>	<u>Information</u>
All 1st Appearances to Dispositions		
0-30 Days	7	22
31-60 Days	6	1
61-90 Days	3	0
91-120 Days	4	0
121-Up Days	9	0
Average Days	81	2

HANCOCK

Filing to 1st Appearance

0-30 Days	34	10
31-60 Days	6	0
61-90 Days	2	0
91-120 Days	7	0
121-Up Days	14	0
Average Days	82	0

1st Appearance to Guilty Plea

0-30 Days	24	10
31-60 Days	3	0
61-90 Days	0	0
91-120 Days	9	0
121-Up Days	12	0
Average Days	95	0

1st Appearance to Jury Trial

0-30 Days	4	0
31-60 Days	0	0
61-90 Days	0	0
91-120 Days	1	0
121-Up Days	3	0
Average Days	98	0

1st Appearance to Jury Waived Trial

0-30 Days	0	0
31-60 Days	0	0
61-90 Days	0	0
91-120 Days	0	0
121-Up Days	0	0
Average Days	0	0

	<u>Indictments</u>	<u>Information</u>
All 1st Appearances to Dispositions		
0-30 Days	33	10
31-60 Days	3	0
61-90 Days	0	0
91-120 Days	12	0
121-Up Days	15	0
Average Days	89	0

KENNEBEC

Filing to 1st Appearance

0-30 Days	270	32
31-60 Days	7	0
61-90 Days	7	1
91-120 Days	0	0
121-Up Days	7	0
Average Days	19	2

1st Appearance to Guilty Plea

0-30 Days	20	30
31-60 Days	36	1
61-90 Days	40	0
91-120 Days	38	0
121-Up Days	53	1
Average Days	100	8

1st Appearance to Jury Trial

0-30 Days	1	0
31-60 Days	1	0
61-90 Days	2	0
91-120 Days	5	0
121-Up Days	9	0
Average Days	141	0

1st Appearance to Jury Waived Trial

0-30 Days	0	1
31-60 Days	1	0
61-90 Days	0	0
91-120 Days	0	0
121-Up Days	1	0
Average Days	157	0

	<u>Indictments</u>	<u>Information</u>
All 1st Appearances to Dispositions		
0-30 Days	32	30
31-60 Days	54	1
61-90 Days	53	0
91-120 Days	55	0
121-Up Days	97	2
Average Days	116	24

KNOX

Filing to 1st Appearance

0-30 Days	44	5
31-60 Days	1	0
61-90 Days	1	1
91-120 Days	0	0
121-Up Days	1	1
Average Days	14	115

1st Appearance to Guilty Plea

0-30 Days	4	4
31-60 Days	4	0
61-90 Days	9	0
91-120 Days	4	0
121-Up Days	12	0
Average Days	115	0

1st Appearance to Jury Trial

0-30 Days	1	1
31-60 Days	1	0
61-90 Days	0	0
91-120 Days	0	0
121-Up Days	5	0
Average Days	157	0

1st Appearance to Jury Waived Trial

0-30 Days	0	1
31-60 Days	0	0
61-90 Days	0	0
91-120 Days	0	0
121-Up Days	0	0
Average Days	0	0

	<u>Indictments</u>	<u>Information</u>
All 1st Appearances to Dispositions		
0-30 Days	5	6
31-60 Days	6	0
61-90 Days	12	0
91-120 Days	4	0
121-Up Days	20	1
Average Days	145	28

LINCOLN

Filing to 1st Appearance

0-30 Days	26	13
31-60 Days	0	0
61-90 Days	1	0
91-120 Days	0	0
121-Up Days	1	0
Average Days	12	0

1st Appearance to Guilty Plea

0-30 Days	3	13
31-60 Days	3	0
61-90 Days	2	0
91-120 Days	0	0
121-Up Days	5	0
Average Days	85	0

1st Appearance to Jury Trial

0-30 Days	0	0
31-60 Days	4	0
61-90 Days	0	0
91-120 Days	0	0
121-Up Days	1	0
Average Days	72	0

1st Appearance to Jury Waived Trial

0-30 Days	0	0
31-60 Days	0	0
61-90 Days	1	0
91-120 Days	0	0
121-Up Days	0	0
Average Days	83	0

	<u>Indictments</u>	<u>Information</u>
All 1st Appearances to Dispositions		
0-30 Days	3	13
31-60 Days	6	0
61-90 Days	3	0
91-120 Days	2	0
121-Up Days	14	0
Average Days	117	0

OXFORD

Filing to 1st Appearance

0-30 Days	46	13
31-60 Days	4	0
61-90 Days	0	0
91-120 Days	0	0
121-Up Days	2	0
Average Days	18	0

1st Appearance to Guilty Plea

0-30 Days	6	13
31-60 Days	9	0
61-90 Days	3	0
91-120 Days	4	0
121-Up Days	17	0
Average Days	120	0

1st Appearance to Jury Trial

0-30 Days	0	0
31-60 Days	0	0
61-90 Days	1	0
91-120 Days	0	0
121-Up Days	6	0
Average Days	181	0

1st Appearance to Jury Waived Trial

0-30 Days	0	0
31-60 Days	0	0
61-90 Days	0	0
91-120 Days	0	0
121-Up Days	2	0
Average Days	314	0

	<u>Indictments</u>	<u>Information</u>
All 1st Appearances to Dispositions		
0-30 Days	7	13
31-60 Days	10	0
61-90 Days	6	0
91-120 Days	4	0
121-Up Days	25	0
Average Days	130	0

PENOBSCOT

Filing to 1st Appearance

0-30 Days	232	28
31-60 Days	15	0
61-90 Days	10	0
91-120 Days	7	0
121-Up Days	10	1
Average Days	26	13

1st Appearance to Guilty Plea

0-30 Days	44	27
31-60 Days	46	0
61-90 Days	24	1
91-120 Days	15	0
121-Up Days	16	0
Average Days	65	3

1st Appearance to Jury Trial

0-30 Days	2	0
31-60 Days	3	0
61-90 Days	4	0
91-120 Days	6	0
121-Up Days	4	0
Average Days	125	0

1st Appearance to Jury Waived Trial

0-30 Days	6	0
31-60 Days	4	0
61-90 Days	3	0
91-120 Days	1	0
121-Up Days	7	0
Average Days	128	0

	<u>Indictments</u>	<u>Information</u>
All 1st Appearances to Dispositions		
0-30 Days	78	28
31-60 Days	68	0
61-90 Days	48	1
91-120 Days	34	0
121-Up Days	46	0
Average Days	83	2

PISCATAQUIS

Filing to 1st Appearance

0-30 Days	23	0
31-60 Days	5	0
61-90 Days	2	0
91-120 Days	0	0
121-Up Days	2	0
Average Days	27	0

1st Appearance to Guilty Plea

0-30 Days	3	0
31-60 Days	0	0
61-90 Days	3	0
91-120 Days	0	0
121-Up Days	5	0
Average Days	86	0

1st Appearance to Jury Trial

0-30 Days	0	0
31-60 Days	0	0
61-90 Days	0	0
91-120 Days	0	0
121-Up Days	0	0
Average Days	0	0

1st Appearance to Jury Waived Trial

0-30 Days	0	0
31-60 Days	0	0
61-90 Days	1	0
91-120 Days	0	0
121-Up Days	1	0
Average Days	141	0

	<u>Indictments</u>	<u>Information</u>
All 1st Appearances to Dispositions		
0-30 Days	4	0
31-60 Days	0	0
61-90 Days	4	0
91-120 Days	0	0
121-Up Days	24	0
Average Days	156	0

SAGADAHOC

Filing to 1st Appearance

0-30 Days	27	5
31-60 Days	3	0
61-90 Days	0	0
91-120 Days	0	0
121-Up Days	0	0
Average Days	8	0

1st Appearance to Guilty Plea

0-30 Days	1	5
31-60 Days	2	0
61-90 Days	1	0
91-120 Days	2	0
121-Up Days	5	0
Average Days	113	0

1st Appearance to Jury Trial

0-30 Days	0	0
31-60 Days	0	0
61-90 Days	0	0
91-120 Days	0	0
121-Up Days	3	0
Average Days	154	0

1st Appearance to Jury Waived Trial

0-30 Days	0	0
31-60 Days	0	0
61-90 Days	0	0
91-120 Days	0	0
121-Up Days	2	0
Average Days	156	0

	<u>Indictments</u>	<u>Information</u>
All 1st Appearances to Dispositions		
0-30 Days	4	5
31-60 Days	2	0
61-90 Days	1	0
91-120 Days	6	0
121-Up Days	17	0
Average Days	147	0

SOMERSET

Filing to 1st Appearance

0-30 Days	58	72
31-60 Days	3	1
61-90 Days	13	1
91-120 Days	10	0
121-Up Days	26	0
Average Days	88	1

1st Appearance to Guilty Plea

0-30 Days	28	69
31-60 Days	13	0
61-90 Days	6	0
91-120 Days	2	0
121-Up Days	17	0
Average Days	70	0

1st Appearance to Jury Trial

0-30 Days	0	0
31-60 Days	0	0
61-90 Days	1	0
91-120 Days	1	0
121-Up Days	1	0
Average Days	139	0

1st Appearance to Jury Waived Trial

0-30 Days	1	1
31-60 Days	0	0
61-90 Days	0	0
91-120 Days	0	0
121-Up Days	1	0
Average Days	259	0

	<u>Indictments</u>	<u>Information</u>
All 1st Appearances to Dispositions		
0-30 Days	49	74
31-60 Days	17	0
61-90 Days	8	0
91-120 Days	9	0
121-Up Days	27	0
Average Days	76	1

WALDO

Filing to 1st Appearance

0-30 Days	18	5
31-60 Days	0	0
61-90 Days	0	0
91-120 Days	0	0
121-Up Days	0	0
Average Days	6	0

1st Appearance to Guilty Plea

0-30 Days	0	5
31-60 Days	0	0
61-90 Days	6	0
91-120 Days	1	0
121-Up Days	5	0
Average Days	114	0

1st Appearance to Jury Trial

0-30 Days	0	0
31-60 Days	0	0
61-90 Days	1	0
91-120 Days	0	0
121-Up Days	3	0
Average Days	170	0

1st Appearance to Jury Waived Trial

0-30 Days	0	0
31-60 Days	0	0
61-90 Days	0	0
91-120 Days	0	0
121-Up Days	0	0
Average Days	0	0

	<u>Indictments</u>	<u>Information</u>
All 1st Appearances to Dispositions		
0-30 Days	1	5
31-60 Days	0	0
61-90 Days	7	0
91-120 Days	1	0
121-Up Days	9	0
Average Days	128	0

WASHINGTON

Filing to 1st Appearance

0-30 Days	60	18
31-60 Days	0	0
61-90 Days	1	1
91-120 Days	0	0
121-Up Days	0	0
Average Days	10	3

1st Appearance to Guilty Plea

0-30 Days	4	17
31-60 Days	8	0
61-90 Days	0	0
91-120 Days	2	0
121-Up Days	23	0
Average Days	224	0

1st Appearance to Jury Trial

0-30 Days	0	0
31-60 Days	1	0
61-90 Days	0	0
91-120 Days	0	0
121-Up Days	3	0
Average Days	153	0

1st Appearance to Jury Waived Trial

0-30 Days	0	0
31-60 Days	0	0
61-90 Days	0	0
91-120 Days	0	0
121-Up Days	1	0
Average Days	397	0

	<u>Indictments</u>	<u>Information</u>
All 1st Appearances to Dispositions		
0-30 Days	8	19
31-60 Days	12	0
61-90 Days	1	0
91-120 Days	2	0
121-Up Days	38	0
Average Days	230	0

YORK

Filing to 1st Appearance

0-30 Days	137	82
31-60 Days	5	0
61-90 Days	2	0
91-120 Days	1	0
121-Up Days	5	0
Average Days	19	0

1st Appearance to Guilty Plea

0-30 Days	8	78
31-60 Days	3	0
61-90 Days	13	1
91-120 Days	26	1
121-Up Days	12	0
Average Days	96	2

1st Appearance to Jury Trial

0-30 Days	1	1
31-60 Days	1	0
61-90 Days	2	0
91-120 Days	5	0
121-Up Days	11	0
Average Days	142	0

1st Appearance to Jury Waived Trial

0-30 Days	0	0
31-60 Days	0	0
61-90 Days	0	0
91-120 Days	1	0
121-Up Days	0	0
Average Days	98	0

	<u>Indictments</u>	<u>Information</u>
All 1st Appearances to Dispositions		
0-30 Days	23	80
31-60 Days	8	0
61-90 Days	24	1
91-120 Days	34	1
121-Up Days	61	0
Average Days	138	2

TABLE 11

CRIMINAL CASEFLOW¹
BY TYPE OF FILING¹

<u>STATEWIDE</u>	<u>Transfers</u>	<u>Appeals</u>	<u>Juvenile Appeals</u>
Filing to 1st Appearance			
0-30 days	344	96	14
31-60 days	473	145	8
61-90 days	408	116	3
91-120 days	353	118	7
121-Up days	847	317	13
Average Days	108	137	104
Filing to Guilty Plea			
0-30 days	129	27	0
31-60 days	242	73	0
61-90 days	234	61	0
91-120 days	183	50	0
121-Up days	470	158	0
Average Days	112	132	0
Filing to Jury Trial			
0-30 days	3	1	N/A
31-60 days	12	8	N/A
61-90 days	19	15	N/A
91-120 days	25	9	N/A
121-Up days	78	43	N/A
Average Days	166	143	65

¹ By Defendant

	<u>Transfers</u>	<u>Appeals</u>	<u>Juvenile Appeals</u>
Filing to Jury Waived Trial			
0-30 days	4	2	N/A
31-60 days	10	19	N/A
61-90 days	19	7	N/A
91-120 days	10	8	N/A
121-Up days	31	24	N/A
Average Days	126	120	N/A
Filing to Disposition			
0-30 days	312	51	9
31-60 days	460	144	8
61-90 days	448	131	6
91-120 days	404	139	11
121-Up days	1263	471	22
Average Days	129	163	172
<u>ANDROSCOGGIN</u>			
Filing to 1st Appearance			
0-30 days	1	0	0
31-60 days	1	2	0
61-90 days	4	0	0
91-120 days	10	3	0
121-Up days	16	6	0
Average Days	143	175	0
Filing to Guilty Plea			
0-30 days	1	0	0
31-60 days	1	0	0
61-90 days	3	0	0
91-120 days	9	3	0
121-Up days	13	3	0
Average Days	148	197	0

ANDROSCOGGIN (Continued)TransfersAppealsJuvenile Appeals

Filing to Jury Trial

0-30 days	0	0	N/A
31-60 days	0	0	N/A
61-90 days	0	0	N/A
91-120 days	0	0	N/A
121-Up days	2	1	N/A

Average Days

178

317

N/A

Filing to Jury Waived Trial

0-30 days	0	0	N/A
31-60 days	0	1	N/A
61-90 days	1	0	N/A
91-120 days	0	0	N/A
121-Up days	2	1	N/A

Average Days

150

126

N/A

Filing to Disposition

0-30 days	15	0	0
31-60 days	1	3	1
61-90 days	7	0	0
91-120 days	15	10	1
121-Up days	53	13	3

Average Days

156

157

407

AROOSTOOK

Filing to 1st Appearance

0-30 days	23	2	0
31-60 days	62	10	0
61-90 days	79	13	0
91-120 days	73	14	0
121-Up days	141	34	2

Average Days

115

137

374

AROOSTOOK (Continued)

Transfers

Appeals

Juvenile Appeals

Filing to Guilty Plea

0-30 days	6	0	0
31-60 days	24	7	0
61-90 days	38	8	0
91-120 days	35	3	0
121-Up days	60	17	0
Average Days	113	117	0

Filing to Jury Trial

0-30 days	0	0	N/A
31-60 days	1	0	N/A
61-90 days	1	0	N/A
91-120 days	1	0	N/A
121-Up days	6	1	N/A
Average Days	232	167	N/A

Filing to Jury Waived Trial

0-30 days	0	0	N/A
31-60 days	0	0	N/A
61-90 days	1	0	N/A
91-120 days	0	0	N/A
121-Up days	2	1	N/A
Average Days	147	188	N/A

Filing to Disposition

0-30 days	16	0	0
31-60 days	48	9	0
61-90 days	80	13	0
91-120 days	74	12	0
121-Up days	160	39	2
Average Days	125	151	374

CUMBERLANDTransfersAppealsJuvenile Appeals

Filing to 1st Appearance

0-30 days	7	3	1
31-60 days	10	2	1
61-90 days	3	0	0
91-120 days	10	1	0
121-Up days	153	64	0
Average Days	188	192	25

Filing to Guilty Plea

0-30 days	7	1	0
31-60 days	9	1	0
61-90 days	3	0	0
91-120 days	9	1	0
121-Up days	122	49	0
Average Days	176	193	0

Filing to Jury Trial

0-30 days	0	0	N/A
31-60 days	0	0	N/A
61-90 days	0	0	N/A
91-120 days	0	0	N/A
121-Up days	11	5	N/A

Average Days

Average Days	304	261	N/A
--------------	-----	-----	-----

Filing to Jury Waived Trial

0-30 days	0	0	N/A
31-60 days	0	0	N/A
61-90 days	0	0	N/A
91-120 days	0	0	N/A
121-Up days	5	4	N/A

Average Days

Average Days	306	182	N/A
--------------	-----	-----	-----

<u>CUMBERLAND (Continued)</u>	<u>Transfers</u>	<u>Appeals</u>	<u>Juvenile Appeals</u>
Filing to Disposition			
0-30 days	30	6	0
31-60 days	24	3	2
61-90 days	25	2	2
91-120 days	22	2	1
121-Up days	345	143	1
Average Days	181	210	96
<u>FRANKLIN</u>			
Filing to 1st Appearance			
0-30 days	18	4	5
31-60 days	31	4	2
61-90 days	27	10	0
91-120 days	39	3	4
121-Up days	28	14	0
Average Days	90	112	46
Filing to Guilty Plea			
0-30 days	12	0	0
31-60 days	9	0	0
61-90 days	14	3	0
91-120 days	20	3	0
121-Up days	11	3	0
Average Days	85	114	0
Filing to Jury Trial			
0-30 days	0	0	N/A
31-60 days	1	0	N/A
61-90 days	0	1	N/A
91-120days	2	1	N/A
121-Up days	8	5	N/A
Average Days	193	132	N/A

<u>FRANKLIN (Continued)</u>	<u>Transfers</u>	<u>Appeals</u>	<u>Juvenile Appeals</u>
Filing to Jury Waived Trial			
0-30 days	0	0	N/A
31-60 days	2	1	N/A
61-90 days	2	1	N/A
91-120 days	2	0	N/A
121-Up days	1	1	N/A
Average Days	83	106	N/A
Filing to Disposition			
0-30 days	17	0	5
31-60 days	28	5	2
61-90 days	27	8	0
91-120 days	38	6	4
121-Up days	34	17	0
Average Days	94	124	47
<u>HANCOCK</u>			
Filing to 1st Appearance			
0-30 days	12	4	1
31-60 days	11	4	1
61-90 days	18	2	0
91-120 days	8	1	0
121-Up days	42	36	0
Average Days	163	478	35
Filing to Guilty Plea			
0-30 days	7	7	0
31-60 days	6	1	0
61-90 days	8	2	0
91-120 days	6	0	0
121-Up days	21	4	0
Average Days	138	264	0

HANCOCK (Continued)TransfersAppealsJuvenile Appeals

Filing to Jury Trial

0-30 days	0	1	N/A
31-60 days	1	0	N/A
61-90 days	2	0	N/A
91-120 days	1	0	N/A
121-Up days	3	3	N/A
Average Days	174	184	N/A

Filing to Jury Waived Trial

0-30 days	0	0	N/A
31-60 days	0	0	N/A
61-90 days	0	0	N/A
91-120 days	0	0	N/A
121-Up days	1	0	N/A
Average Days	533	0	N/A

Filing to Disposition

0-30 days	10	1	0
31-60 days	10	5	1
61-90 days	18	2	0
91-120 days	9	1	0
121-Up days	44	39	1
Average Days	186	495	442

KENNEBEC

Filing to 1st Appearance

0-30 days	40	3	1
31-60 days	24	3	1
61-90 days	25	14	0
91-120 days	22	21	2
121-Up days	67	26	2
Average Days	112	135	110

KENNEBEC (Continued)

	<u>Transfers</u>	<u>Appeals</u>	<u>Juvenile Appeals</u>
Filing to Guilty Plea			
0-30 days	19	2	0
31-60 days	10	1	0
61-90 days	17	7	0
91-120 days	14	11	0
121-Up days	47	11	0
Average Days	125	121	0
Filing to Jury Trial			
0-30 days	0	0	N/A
31-60 days	0	0	N/A
61-90 days	0	2	N/A
91-120 days	1	4	N/A
121-Up days	1	4	N/A
Average Days	173	126	N/A
Filing to Jury Waived Trial			
0-30 days	0	0	N/A
31-60 days	0	0	N/A
61-90 days	2	0	N/A
91-120 days	0	1	N/A
121-Up days	3	4	N/A
Average Days	163	202	N/A
Filing to Disposition			
0-30 days	36	4	1
31-60 days	24	2	0
61-90 days	24	14	0
91-120 days	23	21	2
121-Up days	74	27	3
Average Days	118	133	269

KNOXTransfersAppealsJuvenile Appeals

Filing to 1st Appearance

0-30 days	7	2	3
31-60 days	16	9	0
61-90 days	21	6	2
91-120 days	10	4	0
121-Up days	34	26	1
Average Days	110	139	81

Filing to Guilty Plea

0-30 days	6	0	0
31-60 days	8	6	0
61-90 days	20	4	0
91-120 days	6	1	0
121-Up days	28	14	0
Average Days	109	130	0

Filing to Jury Trial

0-30 days	0	0	N/A
31-60 days	0	0	N/A
61-90 days	1	0	N/A
91-120 days	1	1	N/A
121-Up days	4	6	N/A
Average Days	185	215	N/A

Filing to Jury Waived Trial

0-30 days	0	0	N/A
31-60 days	0	0	N/A
61-90 days	0	0	N/A
91-120 days	1	0	N/A
121-Up days	2	3	N/A
Average Days	147	194	N/A

KNOX (Continued)TransfersAppealsJuvenile Appeals

Filing to Disposition

0-30 days	7	0	0
31-60 days	10	6	0
61-90 days	24	8	2
91-120 days	16	3	3
121-Up days	55	40	1
Average Days	135	189	114

LINCOLN

Filing to 1st Appearance

0-30 days	14	7	0
31-60 days	27	7	0
61-90 days	10	8	0
91-120 days	11	5	0
121-Up days	5	6	0
Average Days	63	88	0

Filing to Guilty Plea

0-30 days	9	5	0
31-60 days	18	4	0
61-90 days	4	1	0
91-120 days	9	2	0
121-Up days	3	2	0
Average Days	63	65	0

Filing to Jury Trial

0-30 days	1	0	N/A
31-60 days	0	1	N/A
61-90 days	1	2	N/A
91-120 days	1	0	N/A
121-Up days	2	1	N/A
Average Days	118	96	N/A

LINCOLN (Continued)

Transfers

Appeals

Juvenile Appeals

Filing to Jury Waived Trial

0-30 days	0	0	N/A
31-60 days	0	1	N/A
61-90 days	0	0	N/A
91-120 days	0	0	N/A
121-Up days	1	2	N/A
Average Days	147	112	N/A

Filing to Disposition

0-30 days	11	6	0
31-60 days	28	9	0
61-90 days	7	8	0
91-120 days	17	6	0
121-Up days	7	6	0
Average Days	72	89	0

OXFORD

Filing to 1st Appearance

0-30 days	3	0	0
31-60 days	1	2	0
61-90 days	1	0	0
91-120 days	0	3	0
121-Up days	30	21	2
Average Days	179	164	138

Filing to Guilty Plea

0-30 days	2	0	0
31-60 days	1	1	0
61-90 days	1	0	0
91-120 days	0	4	0
121-Up days	18	12	0
Average Days	177	146	0

OXFORD (Continued)TransfersAppealsJuvenile Appeals

Filing to Jury Trial

0-30 days	0	0	N/A
31-60 days	0	0	N/A
61-90 days	0	0	N/A
91-120 days	0	0	N/A
121-Up days	4	2	N/A
Average Days	298	235	N/A

Filing to Jury Waived Trial

0-30 days	0	0	N/A
31-60 days	0	0	N/A
61-90 days	0	0	N/A
91-120 days	0	0	N/A
121-Up days	0	1	N/A
Average Days	0	201	N/A

Filing to Disposition

0-30 days	2	0	0
31-60 days	3	1	0
61-90 days	4	0	0
91-120 days	2	4	0
121-Up days	52	30	2
Average Days	221	198	155

PENOBSCOT

Filing to 1st Appearance

0-30 days	136	50	1
31-60 days	178	79	1
61-90 days	61	39	1
91-120 days	37	8	0
121-Up days	32	7	3
Average Days	52	51	96

PENOBSCOT (Continued)

Transfers

Appeals

Juvenile Appeals

Filing to Guilty Plea

0-30 days	29	12	0
31-60 days	96	41	0
61-90 days	47	22	0
91-120 days	24	6	0
121-Up days	19	10	0
Average Days	64	66	0

Filing to Jury Trial

0-30 days	1	0	N/A
31-60 days	3	5	N/A
61-90 days	3	7	N/A
91-120 days	7	0	N/A
121-Up days	9	6	N/A
Average Days	106	87	N/A

Filing to Jury Waived Trial

0-30 days	2	1	N/A
31-60 days	7	14	N/A
61-90 days	11	5	N/A
91-120 days	6	2	N/A
121-Up days	5	0	N/A
Average Days	83	60	N/A

Filing to Disposition

0-30 days	101	24	1
31-60 days	178	79	0
61-90 days	89	50	2
91-120 days	56	16	0
121-Up days	64	20	3
Average Days	71	68	101

PISCATAQUISTransfersAppealsJuvenile Appeals

Filing to 1st Appearance

0-30 days	9	7	0
31-60 days	8	1	0
61-90 days	7	1	0
91-120 days	6	8	0
121-Up days	7	2	0
Average Days	79	76	0

Filing to Guilty Plea

0-30 days	0	1	0
31-60 days	2	1	0
61-90 days	2	2	0
91-120 days	5	5	0
121-Up days	8	1	0
Average Days	124	97	0

Filing to Jury Trial

0-30 days	0	0	N/A
31-60 days	0	0	N/A
61-90 days	0	0	N/A
91-120 days	0	0	N/A
121-Up days	1	2	N/A
Average Days	291	134	N/A

Filing to Jury Waived Trial

0-30 days	0	0	N/A
31-60 days	0	0	N/A
61-90 days	0	0	N/A
91-120 days	0	1	N/A
121-Up days	1	0	N/A
Average Days	176	115	N/A

PISCATAQUIS (Continued)

Transfers

Appeals

Juvenile Appeals

Filing to Disposition

0-30 days	2	1	2
31-60 days	5	1	0
61-90 days	4	2	0
91-120 days	11	11	0
121-Up days	24	6	0

Average Days 136 114 19

SAGADAHOC

Filing to 1st Appearance

0-30 days	3	2	0
31-60 days	4	8	0
61-90 days	18	5	0
91-120 days	7	7	0
121-Up days	7	3	1

Average Days 103 78 414

Filing to Guilty Plea

0-30 days	0	0	0
31-60 days	0	4	0
61-90 days	6	2	0
91-120 days	3	3	0
121-Up days	4	1	0

Average Days 111 77 0

Filing to Jury Trial

0-30 days	0	0	N/A
31-60 days	2	1	N/A
61-90 days	3	1	N/A
91-120days	1	1	N/A
121-Up days	1	0	N/A

Average Days 78 71 N/A

SAGADAHOC (Continued)TransfersAppealsJuvenile Appeals

Filing to Jury Waived Trial

0-30 days	0	0	N/A
31-60 days	0	0	N/A
61-90 days	0	0	N/A
91-120 days	0	2	N/A
121-Up days	0	2	N/A
Average Days	0	160	N/A

Filing to Disposition

0-30 days	1	1	0
31-60 days	5	5	0
61-90 days	17	5	0
91-120 days	8	8	0
121-Up days	12	9	1
Average Days	116	144	414

SOMERSET

Filing to 1st Appearance

0-30 days	54	6	0
31-60 days	82	4	0
61-90 days	100	2	0
91-120 days	64	6	0
121-Up days	147	9	2
Average Days	108	147	365

Filing to Guilty Plea

0-30 days	29	5	0
31-60 days	51	2	0
61-90 days	61	2	0
91-120 days	26	1	0
121-Up days	65	3	0
Average Days	97	154	0

SOMERSET (Continued)TransfersAppealsJuvenile Appeals

Filing to Jury Trial

0-30 days	1	0	N/A
31-60 days	4	1	N/A
61-90 days	6	0	N/A
91-120 days	7	2	N/A
121-Up days	11	1	N/A
Average Days	130	110	N/A

Filing to Jury Waived Trial

0-30 days	2	1	N/A
31-60 days	1	1	N/A
61-90 days	1	0	N/A
91-120 days	1	0	N/A
121-Up days	6	0	N/A
Average Days	112	32	N/A

Filing to Disposition

0-30 days	51	6	0
31-60 days	80	4	0
61-90 days	100	2	0
91-120 days	64	5	0
121-Up days	153	10	2
Average Days	111	151	365

WALDO

Filing to 1st Appearance

0-30 days	1	0	0
31-60 days	6	2	1
61-90 days	5	0	0
91-120 days	4	2	0
121-Up days	24	12	0
Average Days	127	154	50

WALDO (Continued)

	<u>Transfers</u>	<u>Appeals</u>	<u>Juvenile Appeals</u>
Filing to Guilty Plea			
0-30 days	0	0	0
31-60 days	4	0	0
61-90 days	2	0	0
91-120 days	2	0	0
121-Up days	11	4	0
Average Days	123	180	0
Filing to Jury Trial			
0-30 days	0	0	N/A
31-60 days	0	0	N/A
61-90 days	1	0	N/A
91-120 days	0	0	N/A
121-Up days	5	3	N/A
Average Days	161	219	N/A
Filing to Jury Waived Trial			
0-30 days	0	0	N/A
31-60 days	0	1	N/A
61-90 days	1	0	N/A
91-120 days	0	2	N/A
121-Up days	0	0	N/A
Average Days	80	88	N/A
Filing to Disposition			
0-30 days	0	0	0
31-60 days	4	2	1
61-90 days	6	0	0
91-120 days	4	2	0
121-Up days	27	12	0
Average Days	140	160	50

WASHINGTONTransfersAppealsJuvenile Appeals

Filing to 1st Appearance

0-30 days	6	5	0
31-60 days	3	4	0
61-90 days	15	2	0
91-120 days	9	17	0
121-Up days	27	23	0

Average Days

111	132	0
-----	-----	---

Filing to Guilty Plea

0-30 days	0	0	0
31-60 days	1	2	0
61-90 days	2	3	0
91-120 days	3	5	0
121-Up days	13	19	0

Average Days

181	271	0
-----	-----	---

Filing to Jury Trial

0-30 days	0	0	N/A
31-60 days	0	0	N/A
61-90 days	0	0	N/A
91-120 days	1	0	N/A
121-Up days	3	1	N/A

Average Days

239	200	N/A
-----	-----	-----

Filing to Jury Waived Trial

0-30 days	0	0	N/A
31-60 days	0	0	N/A
61-90 days	0	0	N/A
91-120 days	0	0	N/A
121-Up days	0	2	N/A

Average Days

0	200	N/A
---	-----	-----

WASHINGTON (Continued)

Transfers

Appeals

Juvenile Appeals

Filing to Disposition

0-30 days	4	0	0
31-60 days	1	2	0
61-90 days	2	3	0
91-120 days	7	16	0
121-Up days	49	31	0
Average Days	216	224	0

YORK

Filing to 1st Appearance

0-30 days	10	1	2
31-60 days	9	4	1
61-90 days	14	14	0
91-120 days	43	15	1
121-Up days	87	28	0
Average Days	137	133	35

Filing to Guilty Plea

0-30 days	2	1	0
31-60 days	2	2	0
61-90 days	6	5	0
91-120 days	12	2	0
121-Up days	27	5	0
Average Days	133	103	0

Filing to Jury Trial

0-30 days	0	0	N/A
31-60 days	0	0	N/A
61-90 days	1	2	N/A
91-120 days	2	0	N/A
121-Up days	7	2	N/A
Average Days	149	119	N/A

YORK (Continued)

Transfers

Appeals

Juvenile Appeals

Filing to Jury Waived Trial

0-30 days	0	0	N/A
31-60 days	0	0	N/A
61-90 days	0	1	N/A
91-120 days	0	0	N/A
121-Up days	2	3	N/A
Average Days	166	191	N/A

Filing to Disposition

0-30 days	9	2	0
31-60 days	11	8	1
61-90 days	14	14	0
91-120 days	38	16	0
121-Up days	110	29	3
Average Days	159	129	105

TABLE 12

CRIMINAL DISPOSITIONS
BY TYPE OF DISPOSITION
1978-1979¹

<u>STATEWIDE</u>				
<u>Type of Disposition</u>	<u>Dispositions</u> 1978	<u>As Percent</u> <u>of Total</u> <u>Dispositions</u>	<u>Dispositions</u> 1979	<u>As Percent</u> <u>of Total</u> <u>Dispositions</u>
District Court Bail Revised	127	1	117	1
District Court Bail Affirmed	74	--	54	--
Dismissed by Court	190	2	109	1
Rule 48 (a) ²	2224	30	2348	31
Filed Case	155	2	114	1
Juvenile Appeal Denied	36	--	7	--
Juvenile Appeal Sustained	20	--	13	--
Juvenile Appeal, New Sentence	23	--	8	--
Not Guilty, Reason of Insanity	1	--	9	--
Probation Revoked	33	--	36	--
Convicted - Plea	3513	47	3482	47
Convicted - Jury Trial	342	4	320	4
Convicted - Jury Waived Trial	194	2	145	1
Acquitted - Jury Trial	157	2	131	1
Acquitted - Jury Waived Trial	66	--	70	--
Mistrial	47	--	37	--
Other	208	2	394	5
Total	7410		7390	

¹By individual defendant.

²Dismissed by District Attorney.

ANDROSCOGGINType of DispositionDispositions
1978As Percent
of Total
DispositionsDispositions
1979As Percent
of Total
Dispositions

District Court Bail Revised	3	---	2	---
District Court Bail Affirmed	1	---	0	---
Dismissed by Court	8	1	5	1
Rule 48 (a) ²	159	35	161	36
Filed Case	2	---	1	---
Juvenile Appeal Denied	1	---	0	---
Juvenile Appeal Sustained	2	---	0	---
Juvenile Appeal, New Sentence	0	---	0	---
Not Guilty, Reason of Insanity	0	---	1	---
Probation Revoked	0	---	1	---
Convicted - Plea	230	51	243	54
Convicted - Jury Trial	14	3	12	2
Convicted - Jury Waived Trial	9	2	2	---
Acquitted - Jury Trial	9	2	7	1
Acquitted - Jury Waived Trial	1	---	2	0
Mistrial	3	---	0	---
Other	6	1	6	1
Total	448		443	

AROOSTOOK

District Court Bail Revised	15	1	17	2
District Court Bail Affirmed	11	1	3	0
Dismissed by Court	39	4	15	1
Rule 48 (a) ²	309	33	306	39
Filed Case	26	2	14	1
Juvenile Appeal Denied	2	---	0	---
Juvenile Appeal Sustained	2	---	0	---
Juvenile Appeal, New Sentence	4	---	1	---
Not Guilty, Reason of Insanity	0	---	0	---
Probation Revoked	1	---	0	---
Convicted - Plea	427	46	315	41
Convicted - Jury Trial	17	1	18	2
Convicted - Jury Waived Trial	22	2	6	---
Acquitted - Jury Trial	8	---	12	1
Acquitted - Jury Waived Trial	15	1	3	---
Mistrial	0	---	0	---
Other	16	1	57	7
Total	914		767	

CUMBERLAND

<u>Type of Disposition</u>	<u>Dispositions 1978</u>	<u>As Percent of Total Dispositions</u>	<u>Dispositions 1979</u>	<u>As Percent of Total Dispositions</u>
District Court Bail Revised	53	4	39	2
District Court Bail Affirmed	11	---	15	1
Dismissed by Court	28	2	17	1
Rule 48 (a) ²	468	35	444	33
Filed Case	7	---	4	---
Juvenile Appeal Denied	15	1	1	---
Juvenile Appeal Sustained	4	---	0	---
Juvenile Appeal, New Sentence	5	---	0	---
Not Guilty, Reason of Insanity	0	---	3	---
Probation Revoked	8	---	15	1
Convicted - Plea	534	41	538	40
Convicted - Jury Trial	60	4	54	4
Convicted - Jury Waived Trial	21	1	14	1
Acquitted - Jury Trial	19	1	10	---
Acquitted - Jury Waived Trial	7	---	2	---
Mistrial	10	---	7	---
Other	52	3	154	11
Total	1302		1317	

FRANKLIN

District Court Bail Revised	2	---	1	---
District Court Bail Affirmed	15	4	0	---
Dismissed by Court	13	4	6	2
Rule 48 (a) ²	81	26	78	27
Filed Case	1	---	3	1
Juvenile Appeal Denied	0	---	4	1
Juvenile Appeal Sustained	6	1	2	---
Juvenile Appeal, New Sentence	0	---	5	1
Not Guilty, Reason of Insanity	0	---	0	---
Probation Revoked	0	---	0	---
Convicted - Plea	152	149	141	49
Convicted - Jury Trial	11	3	20	6
Convicted - Jury Waived Trial	13	4	10	3
Acquitted - Jury Trial	9	2	9	3
Acquitted - Jury Waived Trial	2	---	2	---
Mistrial	1	---	1	---
Other	4	1	4	1
Total	310		286	

<u>HANCOCK</u>				
<u>Type of Disposition</u>	<u>Dispositions</u> <u>1978</u>	<u>As Percent</u> <u>of Total</u> <u>Dispositions</u>	<u>Dispositions</u> <u>1979</u>	<u>As Percent</u> <u>of Total</u> <u>Dispositions</u>
District Court Bail Revised	0	---	0	---
District Court Bail Affirmed	1	---	0	---
Dismissed by Court	1	---	0	---
Rule 48 (a) ²	64	22	53	21
Filed Case	9	3	27	11
Juvenile Appeal Denied	0	---	1	---
Juvenile Appeal Sustained	0	---	0	---
Juvenile Appeal, New Sentence	0	---	0	---
Not Guilty, Reason of Insanity	0	---	0	---
Probation Revoked	1	---	0	---
Convicted - Plea	154	54	119	49
Convicted - Jury Trial	15	5	12	4
Convicted - Jury Waived Trial	10	3	4	1
Acquitted - Jury Trial	7	2	6	2
Acquitted - Jury Waived Trial	4	1	1	0
Mistrial	2	0	3	1
Other	16	5	15	6
Total	284		241	

KENNEBEC

District Court Bail Revised	23	3	7	1
District Court Bail Affirmed	10	1	4	---
Dismissed by Court	4	0	4	---
Rule 48 (a) ²	183	24	162	23
Filed Case	64	8	6	0
Juvenile Appeal Denied	0	---	0	---
Juvenile Appeal Sustained	1	---	0	---
Juvenile Appeal, New Sentence	1	---	0	---
Not Guilty, Reason of Insanity	0	---	2	---
Probation Revoked	2	---	7	1
Convicted - Plea	363	48	397	58
Convicted - Jury Trial	50	6	27	3
Convicted - Jury Waived Trial	9	1	14	2
Acquitted - Jury Trial	19	2	13	1
Acquitted - Jury Waived Trial	3	---	2	---
Mistrial	5	---	1	---
Other	16	2	37	5
Total	777		677	

KNOX

<u>Type of Disposition</u>	<u>Dispositions</u> <u>1978</u>	<u>As Percent</u> <u>of Total</u> <u>Dispositions</u>	<u>Dispositions</u> <u>1979</u>	<u>As Percent</u> <u>of Total</u> <u>Dispositions</u>
District Court Bail Revised	2	---	3	1
District Court Bail Affirmed	2	---	2	---
Dismissed by Court	23	8	6	2
Rule 48 (a) ²	45	16	73	25
Filed Case	4	1	0	---
Juvenile Appeal Denied	0	---	0	---
Juvenile Appeal Sustained	0	---	3	1
Juvenile Appeal, New Sentence	1	---	1	---
Not Guilty, Reason of Insanity	0	---	0	---
Probation Revoked	1	---	0	---
Convicted - Plea	141	53	156	54
Convicted - Jury Trial	15	5	21	7
Convicted - Jury Waived Trial	13	4	5	1
Acquitted - Jury Trial	7	2	1	---
Acquitted - Jury Waived Trial	5	1	2	---
Mistrial	1	---	5	1
Other	5	1	8	2
Total	265		286	

LINCOLN

District Court Bail Revised	1	---	0	---
District Court Bail Affirmed	1	---	1	---
Dismissed by Court	10	5	2	1
Rule 48 (a) ²	44	23	54	31
Filed Case	3	1	1	---
Juvenile Appeal Denied	5	2	0	---
Juvenile Appeal Sustained	0	---	0	---
Juvenile Appeal, New Sentence	5	2	0	---
Not Guilty, Reason of Insanity	0	---	0	---
Probation Revoked	1	---	2	1
Convicted - Plea	75	39	95	54
Convicted - Jury Trial	14	7	7	4
Convicted - Jury Waived Trial	12	6	4	2
Acquitted - Jury Trial	13	6	2	1
Acquitted - Jury Waived Trial	3	1	1	---
Mistrial	0	---	4	2
Other	1	---	0	---
Total	188		173	

OXFORDType of Disposition

	<u>Dispositions</u> 1978	<u>As Percent</u> <u>of Total</u> <u>Dispositions</u>	<u>Dispositions</u> 1979	<u>As Percent</u> <u>of Total</u> <u>Dispositions</u>
District Court Bail Revised	1	---	5	2
District Court Bail Affirmed	1	---	4	1
Dismissed by Court	6	1	2	0
Rule 48 (a) ²	90	29	58	26
Filed Case	0	---	6	2
Juvenile Appeal Denied	3	---	0	---
Juvenile Appeal Sustained	0	---	2	---
Juvenile Appeal, New Sentence	0	---	0	---
Not Guilty, Reason of Insanity	0	---	0	---
Probation Revoked	0	---	0	---
Convicted - Plea	184	59	104	47
Convicted - Jury Trial	10	3	19	8
Convicted - Jury Waived Trial	5	1	0	---
Acquitted - Jury Trial	3	---	6	2
Acquitted - Jury Waived Trial	0	---	3	1
Mistrial	2	---	0	---
Other	5	1	9	4
Total	310		218	

PENOBSCOT

District Court Bail Revised	17	2	16	1
District Court Bail Affirmed	14	1	18	1
Dismissed by Court	14	1	20	1
Rule 48 (a) ²	185	22	289	27
Filed Case	14	1	18	1
Juvenile Appeal Denied	2	---	0	---
Juvenile Appeal Sustained	3	---	0	---
Juvenile Appeal, New Sentence	4	---	1	---
Not Guilty, Reason of Insanity	1	---	3	---
Probation Revoked	4	---	1	---
Convicted - Plea	409	49	490	46
Convicted - Jury Trial	51	6	47	4
Convicted - Jury Waived Trial	35	4	45	4
Acquitted - Jury Trial	18	2	21	1
Acquitted - Jury Waived Trial	16	1	38	3
Mistrial	6	---	2	---
Other	32	3	52	4
Total	825		1061	

PISCATAQUIS

<u>Type of Disposition</u>	<u>Dispositions 1978</u>	<u>As Percent of Total Dispositions</u>	<u>Dispositions 1979</u>	<u>As Percent of Total Dispositions</u>
District Court Bail Revised	0	---	0	---
District Court Bail Affirmed	2	1	1	---
Dismissed by Court	7	5	3	2
Rule 48 (a) ²	48	36	53	47
Filed Case	1	---	0	---
Juvenile Appeal Denied	1	---	0	---
Juvenile Appeal Sustained	1	---	1	---
Juvenile Appeal, New Sentence	2	1	0	---
Not Guilty, Reason of Insanity	0	---	0	---
Probation Revoked	0	---	0	---
Convicted - Plea	44	33	44	39
Convicted - Jury Trial	8	6	1	0
Convicted - Jury Waived Trial	7	5	3	2
Acquitted - Jury Trial	2	1	2	1
Acquitted - Jury Waived Trial	0	---	0	---
Mistrial	1	---	0	---
Other	7	5	4	3
Total	131		112	

SAGADAHOC

District Court Bail Revised	0	---	0	---
District Court Bail Affirmed	0	---	0	---
Dismissed by Court	5	3	8	6
Rule 48 (a) ²	52	32	47	37
Filed Case	2	1	1	---
Juvenile Appeal Denied	1	---	0	---
Juvenile Appeal Sustained	0	---	2	1
Juvenile Appeal, New Sentence	0	---	0	---
Not Guilty, Reason of Insanity	0	---	0	---
Probation Revoked	0	---	0	---
Convicted - Plea	76	48	43	34
Convicted - Jury Trial	6	3	6	4
Convicted - Jury Waived Trial	5	3	5	4
Acquitted - Jury Trial	4	2	5	4
Acquitted - Jury Waived Trial	1	---	4	3
Mistrial	3	1	0	---
Other	3	1	3	2
Total	158		124	

<u>SOMERSET</u>				
<u>Type of Disposition</u>	<u>Dispositions</u> <u>1978</u>	<u>As Percent</u> <u>of Total</u> <u>Dispositions</u>	<u>Dispositions</u> <u>1979</u>	<u>As Percent</u> <u>of Total</u> <u>Dispositions</u>
District Court Bail Revised	4	0	15	2
District Court Bail Affirmed	3	0	1	0
Dismissed by Court	3	0	5	0
Rule 48 (a) ²	112	23	204	28
Filed Case	6	1	25	3
Juvenile Appeal Denied	0	---	0	---
Juvenile Appeal Sustained	1	0	1	0
Juvenile Appeal, New Sentence	1	---	0	---
Not Guilty, Reason of Insanity	0	---	0	---
Probation Revoked	7	1	4	---
Convicted - Plea	295	61	383	53
Convicted - Jury Trial	17	3	28	3
Convicted - Jury Waived Trial	6	1	15	2
Acquitted - Jury Trial	3	---	17	2
Acquitted - Jury Waived Trial	3	---	3	---
Mistrial	3	---	6	---
Other	13	2	7	0
Total	477		714	

WALDO

District Court Bail Revised	1	---	0	---
District Court Bail Affirmed	1	---	0	---
Dismissed by Court	6	3	3	2
Rule 48 (a) ²	37	18	24	20
Filed Case	7	3	0	---
Juvenile Appeal Denied	0	---	0	---
Juvenile Appeal Sustained	0	0	1	---
Juvenile Appeal, New Sentence	0	---	0	---
Not Guilty, Reason of Insanity	0	---	0	---
Probation Revoked	2	1	1	---
Convicted - Plea	104	53	56	48
Convicted - Jury Trial	16	8	10	8
Convicted - Jury Waived Trial	4	2	6	5
Acquitted - Jury Trial	8	4	6	5
Acquitted - Jury Waived Trial	1	0	2	1
Mistrial	4	2	1	0
Other	5	2	5	4
Total	192		192	

-124-

<u>WASHINGTON</u>				
<u>Type of Disposition</u>	<u>Dispositions</u> 1978	<u>As Percent</u> <u>of Total</u> <u>Dispositions</u>	<u>Dispositions</u> 1979	<u>As Percent</u> <u>of Total</u> <u>Dispositions</u>
District Court Bail Revised	1	---	1	---
District Court Bail Affirmed	0	---	0	---
Dismissed by Court	4	1	3	1
Rule 48 (a) ²	64	27	90	37
Filed Case	5	2	1	---
Juvenile Appeal Denied	2	---	0	---
Juvenile Appeal Sustained	0	---	0	---
Juvenile Appeal, New Sentence	0	---	0	---
Not Guilty, Reason of Insanity	0	---	0	---
Probation Revoked	2	---	1	---
Convicted - Plea	105	45	119	49
Convicted - Jury Trial	14	6	8	3
Convicted - Jury Waived Trial	10	4	4	1
Acquitted - Jury Trial	5	2	5	2
Acquitted - Jury Waived Trial	4	1	0	---
Mistrial	2	---	0	---
Other	14	6	9	3
Total	232		241	

YORK

District Court Bail Revised	4	---	11	1
District Court Bail Affirmed	1	---	1	0
Dismissed by Court	19	3	10	1
Rule 48 (a) ²	283	45	252	41
Filed Case	4	---	7	1
Juvenile Appeal Denied	4	---	1	---
Juvenile Appeal Sustained	0	---	1	---
Juvenile Appeal, New Sentence	0	---	0	---
Not Guilty, Reason of Insanity	0	---	0	---
Probation Revoked	4	---	4	---
Convicted - Plea	220	35	239	39
Convicted - Jury Trial	24	3	30	4
Convicted - Jury Waived Trial	13	2	8	1
Acquitted - Jury Trial	23	3	9	1
Acquitted - Jury Waived Trial	1	0	5	0
Mistrial	4	0	7	1
Other	13	2	24	3
Total	617		609	

APPENDIX III

DISTRICT COURT STATISTICS

TABLE 1

On July 1, 1978 a new statistical reporting system was implemented in the District Court. The new system counts the number of filings and dispositions by type of case. It also counts the number of cases in which a court appearance has been waived and, therefore, the case disposed without formal judicial action. In addition, the system counts the number of trials by type of case and gathers caseflow data that allows the calculation of the average number of days from request for trial to trial.

This table shows statewide District Court filings by type of case for the four fiscal years ending June 30, 1978. Percentage changes for each category and state totals are included.

An analysis of this table reveals:

1. Total District Court filings increased 15% in FY 1978 compared to increases of 2% and 3% in FY 1976 and FY 1977 respectively.

2. Mental Health case filings increased 34% in FY 1978. This increase can be explained, in part, by the new statutory requirements that all mental health commitments be reviewed by the District Court on a regular basis.

3. Criminal case filings increased 19% in FY 1978.

4. Two types of cases showed a decrease in the number of filings. Small Claims filings dropped 1% in FY 1978 compared to an increase of 29% and 16% in FY 1976 and FY 1977 respectively. Reciprocal case filings decreased 84% in FY 1978. This decrease has negligible significance, however, because these cases comprise less than 1% of total District Court filings.

5. Twenty-seven of the 33 District Court divisions showed an increase in case filings in FY 1978. Case filings in nine courts increased by 20% or more in FY 1978. They were Bangor, 25%; Bath, 31%; Biddeford, 38%; Bridgton, 27%; Fort Kent, 20%; Kittery, 38%; Lincoln, 31%; Newport, 32% and Portland, 22%.

6. In six of the District Court divisions, case filings decreased in FY 1978. They were Bar Harbor, -23%; Ellsworth, -3%; Livermore Falls, -4%; Machias, -10%; Rumford, -4% and Waterville, -6%.

TABLE 2

This table shows the number of filings and dispositions by type of case statewide and by individual District Court. It also shows the number of waivers signed statewide and by individual court locations.

The chart covers an 18 month time period. The first column covers the initial six months the current statistical reporting system was in effect, the first half of fiscal year 1978-79. The second group of figures represents filings and dispositions for the first six months of 1979; the third group covers filings and dispositions for the second half of 1979 and the final group of figures represents the totals of filings and dispositions for the CALENDAR YEAR 1979. Future annual report statistics will be directed to statewide and individual court locations on a calendar year basis.

Analysis of this information reveals:

1. A general trend in the non-criminal categories over the 18 month period showing civil cases, money judgment and divorce filings to increase by several hundred cases (8.49%; 16%; 7.23% respectively) during the first half of 1979, then decreasing very slightly (.26%; .72%; 2.62% respectively) in the second half of 1979. Small claims filings increased more than 1500 cases (19.85%) in the first half of 1979 then continued to increase nearly 150 cases more (1.5%) during the second half of 1979, a trend somewhat contrary to the other non-criminal category case filings during the time period.

2. To the contrary, a general trend in the criminal and traffic categories shows filings in juvenile cases, criminal A, B, C cases, criminal D and E cases and civil violations/traffic infractions decreasing (6.2%; 14.8%; 17.78%; 9.48% respectively) during the first half of 1979, then increasing markedly in all but one category during the second half of 1979. Juvenile, criminal A, B, C, criminal D and E and civil violations/traffic infractions increased 7.79%; 2.88%; 17.65%; 23.24% during this second half of 1979.

The exception in the criminal category is in traffic "criminal" filings with a first half increase of nearly 1200 cases (4.34%); then a decrease of more than 500 cases (1.89%) in the second half of 1979.

3. Filings in the mental health area, however, continued to decline throughout the 18 month time period. Filings dropped 125 cases (28.94%) in the first half of 1979 then continued to drop an additional 68 cases (22.15%) through the rest of 1979.

4. Trends for dispositions closely paralleled those for filings. Non-criminal dispositions generally peaked during the first half of 1979, then slowed down during the second half. Dispositions in the civil and small claims categories increased nearly 1000 cases (21.87%; 14.52% respectively) then continued to increase by several hundred cases (12.11%; 4.14% respectively) through the second half of 1979. However, dispositions for money judgments and divorce cases reached a high in the first half of 1979 (14.72%; 10.77% respectively) then declined (.51%; 9.43%) during the second half.

5. Two categories of criminal cases increased dispositions during the first half of 1979. Criminal A, B, C cases and traffic "criminal" dispositions increased (.63%; 7.61%) during the first half, then decreased (10.68%; 5.02%) during the second half. Juvenile and civil violations/infractions, however, decreased during the first half (2.31%; 12.30%) of 1979. In the second half, juvenile dispositions continued to decline an additional 4.51% while civil violations/traffic infractions increased 20.88%.

6. Mental health case dispositions followed the trend in filings with each six month period seeing a steady decline. The first half of 1979 saw a 33.6% drop in dispositions followed by an additional 7.28% drop in the number of dispositions in the second half.

Certain conclusions can be drawn: the first half of 1979 saw more filings in the non-criminal categories than in the second half, while the majority of filings for cases in the criminal categories were in the second half. Mental health filings continued to decline throughout the year.

Dispositions generally followed this same pattern, with more cases in the non-criminal categories being disposed during the first half of 1979. The second half of 1979 found a mixture of increased and decreased dispositions in the criminal categories.

Seasonal increases in traffic volume and population may account for some of these trends seen during the second half of the year. With July, August, September and perhaps October as the busy vacation/tourist season, increased traffic volume and criminal activity explain the increase in filings and dispositions for criminal and traffic related offenses.

Future statistical reporting on a calendar year basis may provide evidence to support or dispute this position.

TABLE 3

This table shows the number of dispositions by type of case, the number of trials held, trials as a percent of dispositions and the average number of days from request for trial to trial. This

information is presented for each of the 33 District Court locations and begins with the statewide picture. This table covers the calendar year 1979.

Analysis of this table reveals:

1. Statewide, there were 225,994 total dispositions in District Court.

2. Statewide, there were 16,114 trials as defined within the Instruction Manual for the District Court Statistical Reporting System.¹

3. Statewide, this means 7.13% of all dispositions statewide were resolved through the trial process.

4. Nine District Court locations were significantly higher than the state average in their percentage of dispositions as a result of trial. They were Augusta (10.84%); Bar Harbor (15.95%); Brunswick (11.24%); Calais (11.56%); Dover-Foxcroft (11.85%); Lewiston (13.76%); Machias (16.26%); Rumford (14.48%); Waterville (10.02%).

5. Six District Court locations were significantly lower than the state average in the percentage of dispositions as a result of a trial. They were Bridgton (3.2%); Caribou (2.61%); Kittery (2.91%); Skowhegan (3.05%); Portland (3.87%).

6. In addition, three courts recorded averages of 4% or more. These were South Paris (4.26%); Van Buren (4.84%); and Wiscasset (4.88%).

7. Three courts recorded averages of 5% or more. These were Bath (5.02%); Fort Kent (5.04%) and Livermore Falls (5.10%).

Statewide, the average number of days from request for trial to trial was 50 days.

8. It took significantly longer than the statewide average to schedule cases for trial in six District Court locations. These were Augusta (94 days); Farmington (73 days); Lewiston (68 days); Madawaska (90 days); Rumford (69 days) and Skowhegan (62 days).

¹A trial is defined as a contested hearing on the issue(s) between the involved parties. Clerks do not record the number of or time spent on hearings for contested motions that may be heard prior to the final dispositional hearing or disposition of the case.

9. Five court locations averaged less than 30 days from request for trial to trial. These included Caribou (21 days); Dover-Foxcroft (28 days); Fort Kent (13 days); Newport (29 days); Van Buren (22 days).

10. Statewide, mental health cases showed the shortest number of days (average) from request for trial to trial (11 days) and represented the greatest percentage of trials (68.35%).

11. Juvenile cases represented the second largest percentage of trials (35.83%) but were closer to the statewide average number of days from request for trial to trial (43 days).

12. Civil cases represented the greatest number of days average from request for trial to trial (75 days) with divorce cases averaging 74 days from request to trial.

13. It took 30 to 56 days from request for trial to trial in all criminal cases.

TABLE 1

CASE FILINGS
BY TYPE OF CASESTATEWIDE

<u>Type of Case</u>	<u>FY 74-75</u>	<u>Percent Change</u>	<u>FY 75-76</u>	<u>Percent Change</u>	<u>FY 76-77</u>	<u>Percent Change</u>	<u>FY 77-78</u>
Criminal	135,560	---	136,877	3	142,180	19	170,111
Civil	12,972	- 3	12,576	- 7	11,744	3	12,189
Small Claims	9,626	29	12,511 ¹	16	14,551	- 1	14,350
Divorce	7,262	---	7,323	- 1	7,190	4	7,486
Juvenile	4,586	- 1	4,517	14	5,142	3	5,350
Money Judgments	5,306	12	5,951	- 9	5,452	2	5,562
Reciprocal	24	70	41	107	85	- 84	13
Mental Health	304	37	418	14	479	34	646
Total	175,640	2	186,214	3	186,823	15	215,707

¹ Small Claims jurisdiction increased from \$200 to \$800.

<u>Location</u>	<u>Type of Case</u>	<u>FY 1974-75</u>	<u>FY 1975-76</u>	<u>FY 1976-77</u>	<u>FY 1977-78</u>
Augusta	Criminal	7,227	7,959	8,253	10,373
	Civil	777	749	825	831
	Small Claims	452	772	994	739
	Divorce	457	467	448	451
	Juvenile	228	281	294	281
	Money Judgments	314	318	318	422
	Reciprocal	---	---	---	---
	Mental Health	143	218	258	214
	Total	9,598 (12) ¹	10,764 (5) ²	11,390 (16) ³	13,311
Bangor	Criminal	10,362	8,622	8,771	12,080
	Civil	1,043	1,269	1,151	1,116
	Small Claims	503	658	827	811
	Divorce	584	583	622	611
	Juvenile	383	394	414	437
	Money Judgments	433	447	477	375
	Reciprocal	---	---	---	---
	Mental Health	161	200	221	203
	Total	13,469 (-10) ¹	12,173 (2) ²	12,483 (25) ³	15,633
Bar Harbor	Criminal	1,018	940	955	767
	Civil	98	68	131	95
	Small Claims	114	118	195	86
	Divorce	60	53	43	61
	Juvenile	40	65	37	21
	Money Judgments	26	36	24	38
	Reciprocal	---	---	---	---
	Mental Health	---	---	---	---
	Total	1,356 (-5) ¹	1,280 (8) ²	1,385 (-23) ³	1,068

¹Percent change of total caseload from FY 74-75 to FY 75-76.

²Percent change of total caseload from FY 75-76 to FY 76-77.

³Percent change of total caseload from FY 76-77 to FY 77-78.

<u>Location</u>	<u>Type of Case</u>	<u>FY 1974-75</u>	<u>FY 1975-76</u>	<u>FY 1976-77</u>	<u>FY 1977-78</u>
Bath	Criminal	3,032	2,744	3,164	4,263
	Civil	199	157	235	384
	Small Claims	190	250	353	259
	Divorce	203	209	190	224
	Juvenile	72	81	72	97
	Money Judgments	59	76	80	160
	Reciprocal	---	3	4	---
	Mental Health	---	---	---	---
	Total	3,755	(-6) ¹ 3,520	(16) ² 4,098	(31) ³ 5,387
Belfast	Criminal	2,188	2,386	2,549	2,657
	Civil	298	205	160	240
	Small Claims	300	564	479	419
	Divorce	183	186	167	194
	Juvenile	105	95	120	105
	Money Judgments	142	122	97	112
	Reciprocal	12	9	4	6
	Mental Health	---	---	---	---
	Total	3,228	(10) ¹ 3,567	(---) ² 3,576	(4) ³ 3,733
Biddeford	Criminal	9,410	8,447	8,577	12,269
	Civil	611	592	446	546
	Small Claims	408	520	760	896
	Divorce	421	404	434	439
	Juvenile	191	127	145	242
	Money Judgments	151	186	155	169
	Reciprocal	---	---	---	---
	Mental Health	---	---	---	---
	Total	11,192	(-8) ¹ 10,276	(2) ² 10,517	(38) ³ 14,561

<u>Location</u>	<u>Type of Case</u>	<u>FY 1974-75</u>	<u>FY 1975-76</u>	<u>FY 1976-77</u>	<u>FY 1977-78</u>
Bridgton	Criminal	1,527	1,900	1,540	2,088
	Civil	111	111	90	100
	Small Claims	185	196	189	158
	Divorce	100	92	90	110
	Juvenile	80	101	127	169
	Money Judgments	24	56	50	29
	Reciprocal	---	---	---	---
	Mental Health	---	---	---	---
	Total	2,027	(21) ¹ 2,456	(-17) ² 2,086	(27) ³ 2,654
Brunswick	Criminal	4,360	4,429	4,437	5,408
	Civil	194	153	202	207
	Small Claims	230	315	248	270
	Divorce	232	230	216	246
	Juvenile	124	100	157	158
	Money Judgments	44	61	68	82
	Reciprocal	---	---	---	---
	Mental Health	---	---	---	---
	Total	5,184	(2) ¹ 5,288	(---) ² 5,328	(19) ³ 6,371
Calais	Criminal	2,141	2,150	2,205	2,616
	Civil	195	154	88	149
	Small Claims	471	427	228	269
	Divorce	105	124	150	143
	Juvenile	161	123	164	166
	Money Judgments	87	88	103	57
	Reciprocal	---	---	---	2
	Mental Health	---	---	---	---
	Total	3,160	(-3) ¹ 3,066	(-4) ² 2,938	(15) ³ 3,402

<u>Location</u>	<u>Type of Case</u>	<u>FY 1974-75</u>	<u>FY 1975-76</u>	<u>FY 1976-77</u>	<u>FY 1977-78</u>
Caribou	Criminal	2,742	2,849	2,911	3,313
	Civil	274	244	215	267
	Small Claims	199	363	308	265
	Divorce	185	195	218	211
	Juvenile	52	74	128	101
	Money Judgments	139	152	177	153
	Reciprocal	---	7	12	---
	Mental Health	---	---	---	---
	Total	3,591 (8) ¹	3,884 (2) ²	3,969 (8) ³	4,310
Dover-Foxcroft	Criminal	3,302	3,157	2,344	2,434
	Civil	150	153	149	114
	Small Claims	236	231	384	463
	Divorce	119	122	110	133
	Juvenile	162	111	86	147
	Money Judgments	106	88	110	143
	Reciprocal	---	---	---	---
	Mental Health	---	---	---	---
	Total	4,075 (-5) ¹	3,862 (-21) ²	3,183 (7) ³	3,434
Ellsworth	Criminal	3,240	3,289	3,385	3,434
	Civil	317	345	285	366
	Small Claims	329	528	883	542
	Divorce	158	170	168	174
	Juvenile	137	137	153	183
	Money Judgments	146	188	152	150
	Reciprocal	---	---	---	---
	Mental Health	---	---	---	---
	Total	4,327 (7) ¹	4,657 (7) ²	5,026 (-3) ³	4,849

<u>Location</u>	<u>Type of Case</u>	<u>FY 1974-75</u>	<u>FY 1975-76</u>	<u>FY 1976-77</u>	<u>FY 1977-78</u>
Farmington	Criminal	2,738	2,039	2,324	2,525
	Civil	164	141	137	211
	Small Claims	279	376	407	450
	Divorce	146	175	170	203
	Juvenile	61	60	101	112
	Money Judgments	102	108	107	87
	Reciprocal	---	---	---	---
	Mental Health	---	---	---	---
	Total	3,490	(-20) ¹ 2,899	(11) ² 3,246	(10) ³ 3,588
Fort Kent	Criminal	1,628	2,107	1,640	1,942
	Juvenile	35	46	20	54
	Total	1,663	(29) ¹ 2,153	(-29) ² 1,660	(20) ³ 1,996
Houlton	Criminal	4,120	4,836	4,466	4,993
	Civil	330	365	302	318
	Small Claims	146	428	462	609
	Divorce	102	102	98	120
	Juvenile	114	91	165	161
	Money Judgments	102	261	271	260
	Reciprocal	---	---	---	---
	Mental Health	---	---	---	---
	Total	4,914	(23) ¹ 6,083	(-5) ² 5,764	(12) ³ 6,461
Kittery	Criminal	5,626	5,645	5,911	8,305
	Civil	166	154	124	151
	Small Claims	137	178	185	214
	Divorce	184	175	174	178
	Juvenile	57	29	43	66
	Money Judgments	40	49	43	38
	Reciprocal	---	---	---	---
	Mental Health	---	---	---	---
	Total	6,210	(---) ¹ 6,230	(4) ² 6,480	(38) ³ 8,952

<u>Location</u>	<u>Type of Case</u>	<u>FY 1974-75</u>	<u>FY 1975-76</u>	<u>FY 1976-77</u>	<u>FY 1977-78</u>
Lewiston	Criminal	6,780	9,386	9,306	10,884
	Civil	1,173	1,139	1,270	1,034
	Small Claims	626	684	827	729
	Divorce	640	605	588	659
	Juvenile	250	340	456	407
	Money Judgments	427	472	500	471
	Reciprocal	---	---	---	---
	Mental Health	---	---	---	---
	Total	9,896	(27) ¹ 12,626	(2) ² 12,947	(9) ³ 14,184
Lincoln	Criminal	3,073	2,800	2,655	3,801
	Civil	136	95	80	72
	Small Claims	291	266	326	206
	Divorce	72	61	68	61
	Juvenile	92	106	73	83
	Money Judgments	94	72	67	60
	Reciprocal	---	---	---	1
	Mental Health	---	---	---	---
	Total	3,758	(-10) ¹ 3,400	(-4) ² 3,269	(31) ³ 4,284
Livermore Falls	Criminal	962	1,002	1,366	1,300
	Civil	45	48	32	44
	Small Claims	98	97	103	93
	Divorce	44	61	55	55
	Juvenile	18	44	53	59
	Money Judgments	19	21	29	18
	Reciprocal	---	---	---	---
	Mental Health	---	---	---	---
	Total	1,186	(7) ¹ 1,273	(28) ² 1,638	(-4) ³ 1,569

<u>Location</u>	<u>Type of Case</u>	<u>FY 1974-75</u>	<u>FY 1975-76</u>	<u>FY 1976-77</u>	<u>FY 1977-78</u>
Machias	Criminal	1,937	1,556	1,693	1,635
	Civil	117	146	129	108
	Small Claims	219	265	348	265
	Divorce	84	97	112	116
	Juvenile	54	101	82	95
	Money Judgments	96	44	61	49
	Reciprocal	3	5	5	---
	Mental Health	---	---	---	---
	Total	2,510	(13) ¹ 2,214	(9) ² 2,430	(-10) ³ 2,198
Madawaska	Criminal	907	1,021	893	1,112
	Civil	216	247	215	225
	Small Claims	266	323	445	414
	Divorce	53	54	66	62
	Juvenile	33	34	35	30
	Money Judgments	115	166	169	122
	Reciprocal	8	4	40	---
	Mental Health	---	---	---	---
	Total	1,598	(15) ¹ 1,849	(---) ² 1,863	(5) ³ 1,965
Millinocket	Criminal	3,362	2,568	2,241	2,458
	Civil	180	332	102	97
	Small Claims	472	529	309	342
	Divorce	149	148	80	82
	Juvenile	130	130	104	85
	Money Judgments	201	190	95	106
	Reciprocal	---	---	---	---
	Mental Health	---	---	---	---
	Total	4,494	(-15) ¹ 3,897	(-32) ² 2,931	(8) ³ 3,170

<u>Location</u>	<u>Type of Case</u>	<u>FY 1974-75</u>	<u>FY 1975-76</u>	<u>FY 1976-77</u>	<u>FY 1977-78</u>
Newport	Criminal	4,045	2,681	2,937	4,026
	Civil	131	123	89	98
	Small Claims	102	140	255	314
	Divorce	130	136	127	121
	Juvenile	104	75	75	72
	Money Judgments	51	76	73	77
	Reciprocal	---	---	---	---
	Mental Health	---	---	---	---
	Total	4,563	(-41) ¹ 3,231	(10) ² 3,556	(32) ³ 4,708
Portland	Criminal	25,596	24,873	23,492	29,761
	Civil	2,918	2,547	2,520	2,564
	Small Claims	707	910	1,026	1,258
	Divorce	1,255	1,204	1,209	1,278
	Juvenile	844	774	773	696
	Money Judgments	656	607	648	657
	Reciprocal	---	---	---	---
	Mental Health	---	---	---	229
	Total	31,976	(-3) ¹ 30,915	(-4) ² 29,668	(22) ³ 36,443
Presque Isle	Criminal	3,405	3,785	5,317	5,477
	Civil	680	864	620	675
	Small Claims	307	337	291	286
	Divorce	202	204	170	152
	Juvenile	229	147	206	190
	Money Judgments	572	884	396	424
	Reciprocal	---	13	---	---
	Mental Health	---	---	---	---
	Total	5,395	(15) ¹ 6,234	(12) ² 7,000	(2) ³ 7,204

<u>Location</u>	<u>Type of Case</u>	<u>FY 1974-75</u>	<u>FY 1975-76</u>	<u>FY 1976-77</u>	<u>FY 1977-78</u>
Rockland	Criminal	2,404	2,752	3,486	4,052
	Civil	459	414	442	361
	Small Claims	414	667	719	705
	Divorce	241	216	202	246
	Juvenile	120	76	89	69
	Money Judgments	214	211	203	273
	Reciprocal	---	---	4	4
	Mental Health	---	---	---	---
	Total	3,852	(12) ¹ 4,336	(18) ² 5,145	(10) ³ 5,710
Rumford	Criminal	1,967	1,836	2,679	2,437
	Civil	71	98	118	155
	Small Claims	210	244	338	360
	Divorce	107	113	137	127
	Juvenile	173	189	251	261
	Money Judgments	65	67	87	128
	Reciprocal	---	---	---	---
	Mental Health	---	---	---	---
	Total	2,593	(-1) ¹ 2,547	(41) ² 3,610	(-4) ³ 3,468
Skowhegan	Criminal	4,828	6,463	7,399	8,349
	Civil	454	499	374	450
	Small Claims	454	558	749	761
	Divorce	275	271	227	237
	Juvenile	134	227	193	258
	Money Judgments	335	356	315	302
	Reciprocal	---	---	---	---
	Mental Health	---	---	---	---
	Total	6,480	(29) ¹ 8,374	(10) ² 9,257	(11) ³ 10,357

<u>Location</u>	<u>Type of Case</u>	<u>FY 1974-75</u>	<u>FY 1975-76</u>	<u>FY 1976-77</u>	<u>FY 1977-78</u>
South Paris	Criminal	1,533	1,479	1,782	1,737
	Civil	197	161	186	212
	Small Claims	112	249	383	450
	Divorce	116	150	131	147
	Juvenile	89	92	204	170
	Money Judgments	42	69	70	85
	Reciprocal	---	---	---	---
	Mental Health	---	---	---	---
	Total	2,089 (5) ¹	2,200 (25) ²	2,756 (1) ³	2,801
Springvale	Criminal	3,206	3,080	3,940	4,031
	Civil	209	240	183	288
	Small Claims	268	433	461	622
	Divorce	196	256	250	232
	Juvenile	85	51	76	95
	Money Judgments	64	72	50	87
	Reciprocal	---	---	---	---
	Mental Health	---	---	---	---
	Total	4,028 (2) ¹	4,132 (20) ²	4,960 (7) ³	5,355
Van Buren	Criminal	615	890	838	970
	Juvenile	56	58	39	30
	Total	671 (41) ¹	948 (-8) ²	877 (14) ³	1,000

<u>Location</u>	<u>Type of Case</u>	<u>FY 1974-75</u>	<u>FY 1975-76</u>	<u>FY 1976-77</u>	<u>FY 1977-78</u>
Waterville	Criminal	4,252	5,152	6,070	5,704
	Civil	871	593	626	512
	Small Claims	412	379	589	550
	Divorce	291	284	311	328
	Juvenile	114	112	139	169
	Money Judgments	383	322	323	278
	Reciprocal	1	---	---	---
	Mental Health	---	---	---	---
	Total	6,324 (8) ¹	6,842 (17) ²	8,058 (-6) ³	7,541
Wiscasset	Criminal	2,027	2,054	2,654	2,910
	Civil	188	170	218	199
	Small Claims	489	506	480	545
	Divorce	168	176	159	155
	Juvenile	59	46	68	81
	Money Judgments	57	86	134	150
	Reciprocal	---	---	16	---
	Mental Health	---	---	---	---
	Total	2,988 (1) ¹	3,038 (22) ²	3,729 (8) ³	4,040
GRAND TOTAL	175,640 (2) ¹	180,214 (3) ²	186,823 (15) ³	215,707	

TABLE 2

FILINGS AND DISPOSITIONS
BY TYPE OF CASES

STATEWIDE Type of Case	July 1, 1978 Through Dec. 31, 1978		Jan. 1, 1979 Through June 30, 1979		July 1, 1979 Through Dec. 31, 1979		Jan. 1, 1979 Through Dec. 31, 1979	
	Filings	Dispositions	Filings	Dispositions	Filings	Dispositions	Filings	Dispositions
Civil	6,279	4,555	6,812	5,551	6,794	6,123	13,606	11,674
Money Judgments	2,981	2,561	3,458	2,938	3,433	2,923	6,891	5,861
Small Claims	7,798	6,693	9,346	7,665	9,486	7,982	18,832	15,647
Divorce	3,667	3,417	3,932	3,785	3,829	3,428	7,761	7,213
Mental Health	432	375	307	249	239	231	546	480
Juvenile	1,984	1,907	1,861	1,863	2,006	1,779	3,867	3,642
Criminal-A-B-C etc.	1,588	1,424	1,353	1,433	1,392	1,280	2,745	2,713
Criminal-D-E etc.	13,681	12,654	11,396	11,925	13,398	11,939	24,794	23,864
Traffic 'Criminal'	27,033	24,303	28,205	26,153	27,672	24,841	55,877	50,994
Civil Violations and Traffic Infractions	50,217	53,641	45,455	47,041	56,021	56,865	101,476	103,906
TOTAL Number of Cases	115,660	111,530	112,125	108,603	124,270	117,391	236,395	225,994
Disposed by Waiver ¹		43,327		38,644		45,269		83,913

¹Includes all civil violations and traffic infractions which were disposed by waiver of a court hearing and plea of guilty.

<u>AUGUSTA</u>	July 1, 1978 Through Dec. 31, 1978		Jan. 1, 1979 Through June 30, 1979		July 1, 1979 Through Dec. 31, 1979		Jan. 1, 1979 Through Dec. 31, 1979	
	<u>Filings</u>	<u>Dispositions</u>	<u>Filings</u>	<u>Dispositions</u>	<u>Filings</u>	<u>Dispositions</u>	<u>Filings</u>	<u>Dispositions</u>
<u>Type of Case</u>								
Civil	366	282	428	444	437	339	865	783
Money Judgments	143	96	175	112	193	128	368	240
Small Claims	421	406	484	510	394	441	878	951
Divorce	234	210	249	232	256	243	505	475
Mental Health	105	112	86	78	90	101	176	179
Juvenile	141	91	179	186	124	125	303	311
Criminal-A-B-C etc.	112	120	86	173	85	142	171	315
Criminal-D-E etc.	770	590	680	843	905	805	1,585	1,648
Traffic 'Criminal'	1,416	528	1,595	807	1,615	763	3,210	1,570
Civil Violations and Traffic Infractions	3,163	4,270	2,714	3,927	4,061	4,960	6,775	8,887
Total Number of Cases	6,871	6,705	6,676	7,312	8,160	8,047	14,836	15,359
Disposed by Waivers ¹		3,290		2,863		3,595		6,458
<u>BANGOR</u>								
<u>Type of Case</u>								
Civil	507	395	648	556	609	1,057	1,257	1,613
Money Judgments	212	165	224	221	251	213	475	434
Small Claims	454	281	665	296	521	338	1,186	634
Divorce	280	255	310	262	301	239	611	501
Mental Health	155	145	156	133	99	92	255	225
Juvenile	188	216	125	119	184	138	309	257
Criminal-A-B-C etc.	88	87	87	84	112	99	199	183
Criminal-D-E	631	525	692	659	833	757	1,525	1,416
Traffic 'Criminal'	2,371	2,339	2,604	2,507	2,117	2,003	4,721	4,510
Civil Violations and Traffic Infractions	3,705	3,796	3,545	3,520	3,244	3,222	6,789	6,742
TOTAL Number of Cases	8,591	8,204	9,056	8,357	8,271	8,158	17,327	16,515
Disposed by Waivers ¹		2,398		2,211		1,808		4,019

-771-

<u>BAR HARBOR</u>	July 1, 1978 Through Dec. 31, 1978		Jan. 1, 1979 Through June 30, 1979		July 1, 1979 Through Dec. 31, 1979		Jan. 1, 1979 Through Dec. 31, 1979	
	<u>Filings</u>	<u>Dispositions</u>	<u>Filings</u>	<u>Dispositions</u>	<u>Filings</u>	<u>Dispositions</u>	<u>Filings</u>	<u>Dispositions</u>
<u>Type of Case</u>								
Civil	36	83	52	35	50	29	102	64
Money Judgments	20	19	17	14	23	9	40	23
Small Claims	45	48	47	49	88	82	135	131
Divorce	35	38	39	35	31	26	70	61
Mental Health	0	0	0	0	0	0	0	0
Juvenile	16	12	7	9	34	25	41	34
Criminal-A-B-C etc.	5	7	13	5	8	5	21	10
Criminal-D-E etc.	129	105	82	70	120	160	202	230
Traffic 'Criminal'	99	87	71	62	114	129	185	195
Civil Violations and Traffic Infractions	366	360	232	228	297	307	529	535
Total	751	759	560	507	765	772	1,325	1,279
Number of Cases Disposed by Waivers ¹		215		190		208		398
<u>BATH</u>								
<u>Type of Case</u>								
Civil	219	145	168	229	161	141	329	370
Money Judgments	98	76	112	78	99	75	211	153
Small Claims	173	115	232	136	184	147	416	283
Divorce	107	130	118	121	116	96	234	217
Mental Health	0	0	1	0	0	0	1	0
Juvenile	31	17	25	24	67	50	92	74
Criminal-A-B-C etc.	42	36	38	32	31	32	69	64
Criminal-D-E	275	264	244	246	224	148	468	394
Traffic 'Criminal'	728	753	869	816	772	591	1,641	1,407
Civil Violations and Traffic Infractions	1,489	1,475	1,485	1,458	1,837	1,526	3,322	2,984
TOTAL	3,168	3,011	3,292	3,140	3,491	2,806	6,783	5,946
Number of Cases Disposed by Waivers ¹		1,134		980		1,318		2,298

<u>BELFAST</u>	July 1, 1978 Through Dec. 31, 1978		Jan. 1, 1979 Through June 30, 1979		July 1, 1979 Through Dec. 31, 1979		Jan. 1, 1979 Through Dec. 31, 1979	
	<u>Filings</u>	<u>Dispositions</u>	<u>Filings</u>	<u>Dispositions</u>	<u>Filings</u>	<u>Dispositions</u>	<u>Filings</u>	<u>Dispositions</u>
Civil	120	74	160	122	127	91	287	213
Money Judgments	37	40	88	76	68	70	156	146
Small Claims	249	165	356	228	353	259	709	487
Divorce	83	92	82	77	101	99	183	176
Mental Health	0	0	0	0	0	0	0	0
Juvenile	31	30	21	20	55	39	76	59
Criminal-A-B-C etc.	58	59	19	21	53	41	72	62
Criminal-D-E etc.	486	411	290	313	293	274	583	587
Traffic 'Criminal'	544	548	575	549	467	450	1,042	999
Civil Violations and Traffic Infractions	698	725	604	614	995	1,026	1,599	1,640
Total Number of Cases Disposed by Waivers ¹	2,306	2,144	2,195	2,020	2,512	2,349	4,707	4,369
		557		662		863		1,525

BIDDEFORD

<u>Type of Case</u>	<u>Filings</u>	<u>Dispositions</u>	<u>Filings</u>	<u>Dispositions</u>	<u>Filings</u>	<u>Dispositions</u>	<u>Filings</u>	<u>Dispositions</u>
Civil	255	145	281	223	321	197	602	420
Money Judgments	82	71	109	93	105	96	214	189
Small Claims	460	458	508	473	488	347	996	820
Divorce	207	171	223	248	213	160	436	408
Mental Health	0	0	0	0	0	0	0	0
Juvenile	57	102	122	71	146	108	268	179
Criminal-A-B-C etc.	77	67	80	84	106	92	186	176
Criminal-D-E	896	864	729	712	954	965	1,683	1,677
Traffic 'Criminal'	1,803	1,831	1,912	1,894	2,370	2,329	4,282	4,223
Civil Violations and Traffic Infractions	3,516	3,875	3,357	2,924	5,376	5,406	8,733	8,330
TOTAL Number of Cases Disposed by Waivers ¹	7,353	7,584	7,321	6,722	10,079	9,700	17,400	16,422
		3,151		2,762		4,205		6,967

BRIDGTON	July 1, 1978 Through Dec. 31, 1978		Jan. 1, 1979 Through June 30, 1979		July 1, 1979 Through Dec. 31, 1979		Jan. 1, 1979 Through Dec. 31, 1979	
	<u>Filings</u>	<u>Dispositions</u>	<u>Filings</u>	<u>Dispositions</u>	<u>Filings</u>	<u>Dispositions</u>	<u>Filings</u>	<u>Dispositions</u>
Civil	45	50	55	27	49	37	104	64
Money Judgments	25	32	14	13	13	17	27	30
Small Claims	76	124	106	85	84	69	190	154
Divorce	40	52	48	31	53	51	101	82
Mental Health	0	0	0	0	1	0	1	0
Juvenile	21	35	21	10	56	53	77	63
Criminal-A-B-C etc.	26	26	12	19	21	21	33	40
Criminal-D-E etc.	234	221	116	138	193	207	309	345
Traffic 'Criminal'	226	290	230	178	335	250	565	428
Civil Violations and Traffic Infractions	400	491	714	475	1,139	1,037	1,853	1,512
Total	1,093	1,321	1,316	976	1,944	1,742	3,260	2,718
Number of Cases Disposed by Waivers ¹		492		557		883		1,440

BRUNSWICK

<u>Type of Case</u>	<u>Filings</u>	<u>Dispositions</u>	<u>Filings</u>	<u>Dispositions</u>	<u>Filings</u>	<u>Dispositions</u>	<u>Filings</u>	<u>Dispositions</u>
Civil	98	61	112	47	126	126	238	173
Money Judgments	50	17	37	19	50	28	87	47
Small Claims	119	107	158	58	147	125	305	183
Divorce	86	77	111	110	101	99	212	209
Mental Health	0	0	0	0	0	0	0	0
Juvenile	79	19	63	64	31	27	94	91
Criminal-A-B-C etc.	32	22	20	17	10	9	30	26
Criminal-D-E	309	301	244	247	207	151	451	398
Traffic 'Criminal'	866	734	1,280	1,196	1,118	644	2,398	1,840
Civil Violations and Traffic Infractions	2,107	1,966	1,844	1,728	2,950	2,374	4,794	4,102
TOTAL	3,746	3,304	3,869	3,486	4,740	3,583	8,609	7,069
Number of Cases Disposed by Waivers ¹		1,479		1,624		1,750		3,374

-77-

<u>CALAIS</u>	July 1, 1978 Through Dec. 31, 1978		Jan. 1, 1979 Through June 30, 1979		July 1, 1979 Through Dec. 31, 1979		Jan. 1, 1979 Through Dec. 31, 1979	
	<u>Filings</u>	<u>Dispositions</u>	<u>Filings</u>	<u>Dispositions</u>	<u>Filings</u>	<u>Dispositions</u>	<u>Filings</u>	<u>Dispositions</u>
<u>Type of Case</u>								
Civil	57	77	91	66	98	81	189	147
Money Judgments	35	60	44	18	34	66	78	84
Small Claims	89	122	177	158	134	140	311	298
Divorce	49	68	73	58	51	81	124	139
Mental Health	0	0	0	0	0	0	0	0
Juvenile	45	30	62	44	38	46	100	90
Criminal-A-B-C etc.	35	30	42	40	37	36	79	76
Criminal-D-E etc.	431	451	349	368	319	348	668	716
Traffic 'Criminal'	527	618	412	422	496	481	908	903
Civil Violations and Traffic Infractions	847	928	486	472	666	674	1,152	1,146
Total Number of Cases	2,115	2,384	1,736	1,646	1,873	1,953	3,609	3,599
Disposed by Waivers ¹		781		474		548		1,022
<u>CARIBOU</u>								
<u>Type of Case</u>								
Civil	115	96	111	83	185	159	296	242
Money Judgments	75	69	85	72	120	128	205	200
Small Claims	167	143	246	189	264	219	510	408
Divorce	110	112	106	105	91	84	197	189
Mental Health	0	0	0	0	0	0	0	0
Juvenile	30	16	27	24	19	42	46	66
Criminal-A-B-C etc.	22	21	19	22	35	40	54	62
Criminal-D-E	209	233	165	171	211	198	376	369
Traffic 'Criminal'	407	422	577	526	477	509	1,054	1,035
Civil Violations and Traffic Infractions	801	918	1,086	958	1,437	1,568	2,523	2,526
TOTAL Number of Cases	1,936	2,030	2,422	2,150	2,839	2,947	5,261	5,097
Disposed by Waivers ¹		653		901		1,217		2,118

<u>DOVER-FOXCROFT</u>	July 1, 1978 Through Dec. 31, 1978		Jan. 1, 1979 Through June 30, 1979		July 1, 1979 Through Dec. 31, 1979		Jan. 1, 1979 Through Dec. 31, 1979	
	<u>Filings</u>	<u>Dispositions</u>	<u>Filings</u>	<u>Dispositions</u>	<u>Filings</u>	<u>Dispositions</u>	<u>Filings</u>	<u>Dispositions</u>
Civil	44	41	58	62	57	51	115	113
Money Judgments	68	79	124	108	66	67	190	175
Small Claims	269	202	208	288	168	162	376	450
Divorce	42	42	68	54	61	58	129	112
Mental Health	0	0	0	0	0	0	0	0
Juvenile	32	37	23	33	42	29	65	62
Criminal-A-B-C etc.	16	22	23	16	34	27	57	43
Criminal-D-E etc.	304	310	263	260	319	269	582	529
Traffic 'Criminal'	294	308	282	292	363	336	645	628
Civil Violations and Traffic Infractions	426	474	400	422	377	378	777	800

-149-
 Total 1,495 1,515 1,449 1,535 1,487 1,377 2,936 2,912
 Number of Cases
 Disposed by Waivers¹ 533 362 308 670

<u>ELLSWORTH</u>								
<u>Type of Case</u>	<u>Filings</u>	<u>Dispositions</u>	<u>Filings</u>	<u>Dispositions</u>	<u>Filings</u>	<u>Dispositions</u>	<u>Filings</u>	<u>Dispositions</u>
Civil	153	128	110	157	121	121	231	278
Money Judgments	113	60	81	116	118	92	199	208
Small Claims	208	264	406	297	344	374	750	671
Divorce	122	92	125	98	112	104	237	202
Mental Health	0	0	0	0	0	0	0	0
Juvenile	39	35	33	34	47	44	80	78
Criminal-A-B-C etc.	19	14	29	25	29	24	58	49
Criminal-D-E	463	435	331	316	334	283	665	599
Traffic 'Criminal'	612	626	622	553	495	540	1,117	1,093
Civil Violations and Traffic Infractions	1,214	1,154	1,086	944	1,107	1,121	2,193	2,065

TOTAL 2,943 2,808 2,823 2,540 2,707 2,703 5,530 5,243
 Number of Cases
 Disposed by Waivers¹ 959 1,052 893 1,945

<u>FARMINGTON</u>	July 1, 1978 Through Dec. 31, 1978		Jan. 1, 1979 Through June 30, 1979		July 1, 1979 Through Dec. 31, 1979		Jan. 1, 1979 Through Dec. 31, 1979	
	<u>Filings</u>	<u>Dispositions</u>	<u>Filings</u>	<u>Dispositions</u>	<u>Filings</u>	<u>Dispositions</u>	<u>Filings</u>	<u>Dispositions</u>
Civil	116	114	135	105	110	110	245	215
Money Judgments	45	46	71	62	84	80	155	142
Small Claims	256	224	330	326	346	356	676	682
Divorce	101	112	105	96	104	106	209	202
Mental Health	0	0	0	0	0	0	0	0
Juvenile	66	72	95	57	57	117	152	174
Criminal-A-B-C etc.	37	35	32	21	17	21	49	42
Criminal-D-E etc.	249	252	246	250	265	275	511	525
Traffic 'Criminal'	562	573	444	467	422	439	866	906
Civil Violations and Traffic Infractions	753	772	570	601	468	475	1,038	1,076
Total Number of Cases	2,185	2,200	2,028	1,985	1,873	1,979	3,901	3,964
Disposed by Waivers ¹		671		526		671		1,197
<u>FORT KENT</u>								
<u>Type of Case</u>								
Civil	0	0	0	0	0	0	0	0
Money Judgments	0	0	0	0	0	0	0	0
Small Claims	0	0	0	0	0	0	0	0
Divorce	0	0	0	0	0	0	0	0
Mental Health	0	0	0	0	0	0	0	0
Juvenile	26	22	5	6	5	10	10	16
Criminal-A-B-C etc.	8	2	15	17	4	3	19	20
Criminal-D-E	312	321	186	194	190	184	376	378
Traffic 'Criminal'	233	260	194	196	212	204	406	400
Civil Violations and Traffic Infractions	435	427	369	383	460	469	829	852
TOTAL Number of Cases	1,014	1,032	769	796	871	870	1,640	1,666
Disposed by Waivers ¹		306		299		386		685

<u>HOULTON</u>	July 1, 1978 Through Dec. 31, 1978		Jan. 1, 1979 Through June 30, 1979		July 1, 1979 Through Dec. 31, 1979		Jan. 1, 1979 Through Dec. 31, 1979	
	<u>Filings</u>	<u>Dispositions</u>	<u>Filings</u>	<u>Dispositions</u>	<u>Filings</u>	<u>Dispositions</u>	<u>Filings</u>	<u>Dispositions</u>
Civil	248	98	161	181	118	83	279	264
Money Judgments	134	87	117	70	118	48	235	118
Small Claims	261	231	335	270	187	197	522	467
Divorce	47	36	56	49	51	40	107	89
Mental Health	0	0	0	0	0	0	0	0
Juvenile	39	36	40	36	46	42	86	78
Criminal-A-B-C etc.	35	39	22	22	16	14	38	36
Criminal-D-E etc.	265	259	154	249	296	286	450	535
Traffic 'Criminal'	530	504	628	628	521	514	1,149	1,142
Civil Violations and Traffic Infractions	1,385	1,312	1,159	1,175	1,483	1,489	2,642	2,664
Total	2,944	2,602	2,672	2,680	2,836	2,713	5,508	5,393
Number of Cases Disposed by Waivers ¹		1,204		1,074		1,222		2,296
<u>KITTERY</u>								
<u>Type of Case</u>								
Civil	65	56	84	99	88	74	172	173
Money Judgments	25	20	21	21	21	18	42	39
Small Claims	155	137	131	121	149	122	280	243
Divorce	87	87	101	95	101	101	202	196
Mental Health	6	3	0	0	1	1	1	1
Juvenile	45	33	15	22	19	24	34	46
Criminal-A-B-C etc.	31	37	27	29	63	37	90	66
Criminal-D-E	374	455	336	331	554	531	890	862
Traffic 'Criminal'	1,337	1,429	1,505	1,565	1,267	1,298	2,772	2,863
Civil Violations and Traffic Infractions	2,610	2,586	2,779	2,799	2,762	2,875	5,541	5,674
TOTAL	4,735	4,843	4,999	5,082	5,025	5,081	10,024	10,163
Number of Cases Disposed by Waivers ¹		2,414		2,761		2,291		5,052

-151-

<u>LEWISTON</u> Type of Case	July 1, 1978 Through Dec. 31, 1978		Jan. 1, 1979 Through June 30, 1979		July 1, 1979 Through Dec. 31, 1979		Jan. 1, 1979 Through Dec. 31, 1979	
	<u>Filings</u>	<u>Dispositions</u>	<u>Filings</u>	<u>Dispositions</u>	<u>Filings</u>	<u>Dispositions</u>	<u>Filings</u>	<u>Dispositions</u>
Civil	683	532	839	775	792	733	1,631	1,508
Money Judgments	198	302	276	328	296	331	572	659
Small Claims	473	190	457	398	583	403	1,040	801
Divorce	344	315	368	386	342	301	710	687
Mental Health	2	0	1	0	2	0	3	0
Juvenile	148	131	183	176	237	165	420	341
Criminal-A-B-C etc.	181	161	118	125	148	131	266	256
Criminal-D-E etc.	939	737	806	921	1,012	1,064	1,818	1,985
Traffic 'Criminal'	2,141	1,960	2,085	2,138	2,077	2,176	4,162	4,314
Civil Violations and Traffic Infractions	4,054	3,744	2,713	2,892	2,807	2,849	5,520	5,741
Total Number of Cases	9,163	8,072	7,846	8,139	8,296	8,153	16,142	16,292
Disposed by Waivers ¹		3,021		2,256		2,143		4,399

<u>LINCOLN</u>								
Type of Case	Filings	Dispositions	Filings	Dispositions	Filings	Dispositions	Filings	Dispositions
Civil	36	35	43	35	37	24	80	59
Money Judgments	50	36	52	49	36	18	88	67
Small Claims	119	109	199	159	252	230	451	389
Divorce	37	41	36	34	31	19	67	53
Mental Health	0	0	0	0	0	0	0	0
Juvenile	60	49	25	32	20	19	45	51
Criminal-A-B-C etc.	61	38	36	22	18	12	54	34
Criminal-D-E	195	199	203	216	191	193	394	409
Traffic 'Criminal'	117	106	82	91	48	52	130	143
Civil Violations and Traffic Infractions	1,628	1,618	1,419	1,397	1,867	1,861	3,286	3,258
TOTAL Number of Cases	2,303	2,231	2,095	2,035	2,500	2,428	4,595	4,463
Disposed by Waivers ¹		1,110		806		1,117		1,923

<u>LIVERMORE FALLS</u>	July 1, 1978 Through Dec. 31, 1978		Jan. 1, 1979 Through June 30, 1979		July 1, 1979 Through Dec. 31, 1979		Jan. 1, 1979 Through Dec. 31, 1979	
	<u>Filings</u>	<u>Dispositions</u>	<u>Filings</u>	<u>Dispositions</u>	<u>Filings</u>	<u>Dispositions</u>	<u>Filings</u>	<u>Dispositions</u>
Civil	26	22	28	30	34	33	62	63
Money Judgments	9	10	11	16	21	16	32	32
Small Claims	36	41	52	50	48	42	100	92
Divorce	19	18	25	28	30	28	55	56
Mental Health	0	0	0	0	0	0	0	0
Juvenile	71	63	34	36	4	15	38	51
Criminal-A-B-C etc.	13	5	2	3	5	3	7	6
Criminal-D-E etc.	81	88	60	60	73	73	133	133
Traffic 'Criminal'	242	252	243	237	194	201	437	438
Civil Violations and Traffic Infractions	211	220	219	212	249	248	468	460
Total	708	719	674	672	658	659	1,332	1,331
Number of Cases Disposed by Waivers ¹		226		258		260		518
<u>MACHIAS</u>								
<u>Type of Case</u>								
Civil	59	32	48	46	56	45	104	91
Money Judgments	32	7	23	2	19	6	42	8
Small Claims	160	117	279	81	119	69	398	150
Divorce	63	34	48	74	61	37	109	111
Mental Health	0	0	0	0	0	0	0	0
Juvenile	16	8	28	7	26	9	54	16
Criminal-A-B-C etc.	32	14	47	26	27	15	74	41
Criminal-D-E	340	304	292	240	480	400	772	640
Traffic 'Criminal'	184	152	265	191	409	374	674	565
Civil Violations and Traffic Infractions	273	253	265	260	372	338	637	598
TOTAL	1,159	921	1,125	927	1,569	1,293	2,864	2,220
Number of Cases Disposed by Waivers ¹		194		147		227		374

<u>MADAWASKA</u>	July 1, 1978 Through Dec. 31, 1978		Jan. 1, 1979 Through June 30, 1979		July 1, 1979 Through Dec. 31, 1979		Jan. 1, 1979 Through Dec. 31, 1979	
	<u>Filings</u>	<u>Dispositions</u>	<u>Filings</u>	<u>Dispositions</u>	<u>Filings</u>	<u>Dispositions</u>	<u>Filings</u>	<u>Dispositions</u>
Civil	175	83	138	51	156	61	294	112
Money Judgments	175	176	141	109	136	100	277	209
Small Claims	285	211	383	190	511	248	894	438
Divorce	39	21	42	31	39	28	81	59
Mental Health	0	0	0	0	0	0	0	0
Juvenile	17	17	6	6	8	5	14	11
Criminal-A-B-C etc.	2	2	4	4	3	3	7	7
Criminal-D-E etc.	166	157	160	160	86	90	246	250
Traffic 'Criminal'	245	189	123	123	91	86	214	209
Civil Violations and Traffic Infractions	136	121	279	235	402	403	681	638
Total	1,240	977	1,276	909	1,432	1,024	2,708	1,933
Number of Cases Disposed by Waivers ¹		118		214		266		480
<u>MILLINOCKET</u>								
<u>Type of Case</u>								
Civil	57	34	57	47	73	50	130	97
Money Judgments	58	81	97	94	74	67	171	161
Small Claims	168	129	99	151	286	184	385	335
Divorce	35	26	45	36	36	29	81	65
Mental Health	0	0	0	0	0	0	0	0
Juvenile	11	17	29	40	23	28	52	68
Criminal-A-B-C etc.	9	3	21	47	16	11	37	58
Criminal-D-E	397	432	238	212	302	273	540	485
Traffic 'Criminal'	280	356	275	284	348	286	623	570
Civil Violations and Traffic Infractions	542	629	699	621	797	742	1,496	1,363
TOTAL	1,557	1,707	1,560	1,532	1,955	1,670	3,515	3,202
Number of Cases Disposed by Waivers ¹		617		517		520		1,037

NEWPORT	July 1, 1978 Through Dec. 31, 1978		Jan. 1, 1979 Through June 30, 1979		July 1, 1979 Through Dec. 31, 1979		Jan. 1, 1979 Through Dec. 31, 1979	
	Filings	Dispositions	Filings	Dispositions	Filings	Dispositions	Filings	Dispositions
Civil	47	37	40	40	51	46	91	86
Money Judgments	45	46	63	63	61	72	124	135
Small Claims	128	114	133	133	142	120	275	253
Divorce	56	64	64	64	73	51	137	115
Mental Health	0	0	0	0	0	0	0	0
Juvenile	24	17	52	52	41	27	93	79
Criminal-A-B-C etc.	21	8	30	30	18	16	48	46
Criminal-D-E etc.	284	261	193	193	252	209	445	402
Traffic 'Criminal'	376	335	374	374	312	325	686	699
Civil Violations and Traffic Infractions	1,803	1,758	1,547	1,547	1,822	1,125	3,369	2,672
Total Number of Cases	2,784	2,640	2,496	2,496	2,772	1,991	5,268	4,487
Disposed by Waivers ¹		1,460		922		865		1,787
<u>PORTLAND</u>								
Type of Case								
Civil	1,312	884	1,493	901	1,472	1,121	2,965	2,022
Money Judgments	422	279	491	405	419	350	910	755
Small Claims	622	715	642	569	802	482	1,444	1,051
Divorce	621	605	631	695	613	533	1,244	1,228
Mental Health	164	115	60	37	46	36	106	73
Juvenile	351	289	251	339	243	221	494	560
Criminal-A-B-C etc.	271	285	183	234	166	155	349	389
Criminal-D-E	1,554	1,310	1,290	1,603	1,470	1,106	2,760	2,709
Traffic 'Criminal'	4,319	3,448	5,013	4,075	4,826	3,888	9,839	7,963
Civil Violations and Traffic Infractions	8,337	10,368	7,784	8,893	9,070	10,012	16,854	18,995
TOTAL Number of Cases	17,973	18,298	17,838	17,841	19,127	17,904	36,965	35,745
Disposed by Waivers ¹		8,170		7,185		8,880		16,065

<u>PRESQUE ISLE</u>	July 1, 1978 Through Dec. 31, 1978		Jan. 1, 1979 Through June 30, 1979		July 1, 1979 Through Dec. 31, 1979		Jan. 1, 1979 Through Dec. 31, 1979	
	<u>Filings</u>	<u>Dispositions</u>	<u>Filings</u>	<u>Dispositions</u>	<u>Filings</u>	<u>Dispositions</u>	<u>Filings</u>	<u>Dispositions</u>
<u>Type of Case</u>								
Civil	415	340	335	257	345	275	680	532
Money Judgments	259	209	219	222	195	202	414	424
Small Claims	203	155	221	249	219	216	440	465
Divorce	77	64	86	77	93	68	179	145
Mental Health	0	0	0	0	0	0	0	0
Juvenile	56	63	45	46	49	38	94	84
Criminal-A-B-C etc.	27	18	26	26	17	19	43	45
Criminal-D-E etc.	276	492	510	445	345	362	855	807
Traffic 'Criminal'	619	501	452	430	553	659	1,005	1,089
Civil Violations and Traffic Infractions	1,606	1,849	1,289	1,186	1,727	1,652	3,016	2,838
Total Number of Cases	3,538	3,691	3,183	2,938	3,543	3,491	6,726	6,429
Disposed by Waivers ¹		1,305		721		1,251		1,972
<u>ROCKLAND</u>								
<u>Type of Case</u>								
Civil	244	180	180	185	239	208	419	393
Money Judgments	112	92	132	95	177	109	309	204
Small Claims	464	407	420	331	475	405	895	736
Divorce	137	155	117	106	123	96	240	202
Mental Health	0	0	0	0	0	0	0	0
Juvenile	55	37	46	49	43	32	98	81
Criminal-A-B-C etc.	57	32	47	56	26	35	73	91
Criminal-D-E	477	448	403	404	452	400	855	804
Traffic 'Criminal'	844	815	712	712	846	805	1,558	1,517
Civil Violations and Traffic Infractions	1,079	1,017	731	728	952	952	1,683	1,680
TOTAL Number of Cases	3,469	3,183	2,788	2,666	3,333	3,042	6,121	5,708
Disposed by Waivers ¹		995		661		960		1,621

<u>RUMFORD</u>	July 1, 1978 Through Dec. 31, 1978		Jan. 1, 1979 Through June 30, 1979		July 1, 1979 Through Dec. 31, 1979		Jan. 1, 1979 Through Dec. 31, 1979	
	<u>Filings</u>	<u>Dispositions</u>	<u>Filings</u>	<u>Dispositions</u>	<u>Filings</u>	<u>Dispositions</u>	<u>Filings</u>	<u>Dispositions</u>
Civil	86	65	88	80	80	111	168	191
Money Judgments	49	41	80	46	105	96	185	142
Small Claims	292	264	299	360	298	478	597	838
Divorce	55	44	75	60	56	64	131	124
Mental Health	0	0	0	0	0	0	0	0
Juvenile	31	48	63	81	34	23	97	104
Criminal-A-B-C etc.	9	6	28	18	22	18	50	36
Criminal-D-E etc.	359	280	286	310	328	258	614	568
Traffic 'Criminal'	401	412	518	449	439	439	957	888
Civil Violations and Traffic Infractions	530	571	417	366	453	437	870	803
Total Number of Cases	1,812	1,731	1,854	1,770	1,815	1,924	3,669	3,694
Disposed by Waivers ¹		338		308		296		604
<u>SKOWHEGAN</u>								
<u>Type of Case</u>								
Civil	182	153	227	299	208	232	435	531
Money Judgments	124	112	199	174	133	116	332	290
Small Claims	385	359	512	536	454	427	966	963
Divorce	117	120	129	127	120	126	249	253
Mental Health	0	0	1	1	0	1	1	2
Juvenile	89	154	69	80	108	129	177	209
Criminal-A-B-C etc.	76	66	89	87	77	75	166	162
Criminal-D-E	807	808	630	654	678	628	1,308	1,273
Traffic 'Criminal'	1,222	1,191	1,379	1,569	1,350	1,438	2,729	3,007
Civil Violations and Traffic Infractions	2,374	2,171	2,430	2,823	2,883	3,094	5,313	5,917
TOTAL Number of Cases	5,376	5,205	5,665	6,341	6,011	6,266	11,676	12,607
Disposed by Waivers ¹		2,205		2,189		2,509		4,698

-157-

<u>SOUTH PARIS</u>	July 1, 1978 Through Dec. 31, 1978		Jan. 1, 1979 Through June 30, 1979		July 1, 1979 Through Dec. 31, 1979		Jan. 1, 1979 Through Dec. 31, 1979	
	<u>Filings</u>	<u>Dispositions</u>	<u>Filings</u>	<u>Dispositions</u>	<u>Filings</u>	<u>Dispositions</u>	<u>Filings</u>	<u>Dispositions</u>
Civil	56	29	103	77	68	104	171	181
Money Judgments	42	33	59	71	73	55	132	126
Small Claims	199	163	278	227	166	172	444	399
Divorce	78	67	77	64	69	76	146	140
Mental Health	0	0	0	0	0	0	0	0
Juvenile	52	63	55	72	42	51	97	123
Criminal-A-B-C etc.	23	30	37	27	32	32	69	59
Criminal-D-E etc.	140	141	136	169	115	117	251	286
Traffic 'Criminal'	356	363	421	467	470	435	891	902
Civil Violations and Traffic Infractions	496	550	372	337	305	332	677	669
Total	1,442	1,439	1,538	1,511	1,340	1,374	2,878	2,885
Number of Cases Disposed by Waivers ¹		415		340		267		607
<u>SPRINGVALE</u>								
<u>Type of Case</u>								
Civil	127	103	145	104	128	74	273	178
Money Judgments	56	37	58	32	70	50	128	82
Small Claims	273	168	341	166	579	375	920	541
Divorce	129	108	125	166	150	151	275	317
Mental Health	0	0	2	0	0	0	2	0
Juvenile	20	31	36	25	52	29	88	54
Criminal-A-B-C etc.	52	52	40	39	82	47	122	86
Criminal-D-E	371	301	285	243	354	318	639	561
Traffic 'Criminal'	907	828	941	940	1,057	992	1,998	1,932
Civil Violations and Traffic Infractions	843	834	909	919	1,151	1,065	2,060	1,984
TOTAL	2,778	2,462	2,882	2,634	3,623	3,101	6,505	5,735
Number of Cases Disposed by Waivers ¹		878		1,000		1,205		2,205

<u>VAN BUREN</u>	July 1, 1978 Through Dec. 31, 1978		Jan. 1, 1979 Through June 30, 1979		July 1, 1979 Through Dec. 31, 1979		Jan. 1, 1979 Through Dec. 31, 1979	
	<u>Filings</u>	<u>Dispositions</u>	<u>Filings</u>	<u>Dispositions</u>	<u>Filings</u>	<u>Dispositions</u>	<u>Filings</u>	<u>Dispositions</u>
Civil	0	0	0	0	0	0	0	0
Money Judgments	0	0	0	0	0	0	0	0
Small Claims	0	0	0	0	0	0	0	0
Divorce	0	0	0	0	0	0	0	0
Mental Health	0	0	0	0	0	0	0	0
Juvenile	1	1	0	0	1	1	1	1
Criminal-A-B-C etc.	15	14	10	6	8	8	18	14
Criminal-D-E etc.	91	93	85	76	65	60	150	136
Traffic 'Criminal'	90	94	70	63	52	52	122	115
Civil Violations and Traffic Infractions	180	183	165	152	218	222	383	374
Total	380	382	330	297	344	343	674	640
Number of Cases Disposed by Waivers ¹		93		82		123		205

WATERVILLE

<u>Type of Case</u>	<u>Filings</u>	<u>Dispositions</u>	<u>Filings</u>	<u>Dispositions</u>	<u>Filings</u>	<u>Dispositions</u>	<u>Filings</u>	<u>Dispositions</u>
Civil	207	86	273	92	290	216	563	308
Money Judgments	110	96	118	55	154	116	272	171
Small Claims	293	288	377	365	468	527	845	892
Divorce	120	81	150	92	140	135	290	227
Mental Health	0	0	0	0	0	0	0	0
Juvenile	55	88	49	42	70	54	119	96
Criminal-A-B-C etc.	70	40	42	28	51	40	93	68
Criminal-D-E	644	394	524	479	637	308	1,161	787
Traffic 'Criminal'	945	859	871	780	720	450	1,591	1,230
Civil Violations and Traffic Infractions	1,387	1,422	1,151	1,117	1,190	1,529	2,341	2,646
TOTAL	3,831	3,354	3,555	3,050	3,720	3,375	7,275	6,425
Number of Cases Disposed by Waivers ¹		1,134		1,038		1,139		2,177

-159-

WISCASSET

July 1, 1978
Through
Dec. 31, 1978

Jan. 1, 1979
Through
June 30, 1979

July 1, 1979
Through
Dec. 31, 1979

Jan. 1, 1979
Through
Dec. 31, 1979

<u>Type of Case</u>	<u>Filings</u>	<u>Dispositions</u>	<u>Filings</u>	<u>Dispositions</u>	<u>Filings</u>	<u>Dispositions</u>	<u>Filings</u>	<u>Dispositions</u>
Civil	123	95	121	96	108	94	229	190
Money Judgments	78	67	120	84	101	84	221	168
Small Claims	296	236	265	216	233	226	498	442
Divorce	110	80	100	74	110	99	210	173
Mental Health	0	0	0	0	0	0	0	0
Juvenile	41	28	27	21	35	14	62	35
Criminal-A-B-C etc.	26	26	29	28	15	17	44	45
Criminal-D-E etc.	223	212	188	182	241	239	429	421
Traffic 'Criminal'	590	592	581	572	719	703	1,300	1,275
Civil Violations and Traffic Infractions	820	807	636	638	1,097	1,097	1,733	1,735
Total	2,307	2,143	2,067	1,911	1,659	2,573	4,726	4,484
Number of Cases Disposed by Waivers ¹		811		702		913		1,615

160

TABLE 3

DISPOSITIONS AND TRIALS
BY TYPE OF CASE

January 1, 1979 through December 31, 1979

STATEWIDE

<u>Type of Case</u>	<u>No. of Dispositions</u>	<u>No. of Trials</u>	<u>Trials as % of Total Dispositions</u>	<u>Average No. of Days from Request for Trial to Trial</u>
Civil	11,674	1,296	11.10	75
Money Judgments	5,861	1,501	25.61	58
Small Claims	15,647	1,842	11.77	56
Divorce	7,213	2,077	28.79	74
Mental Health	480	328	68.33	11
Juvenile	3,642	1,305	35.83	43
Criminal				
A-B-C-	2,713	279	10.28	30
D-E	23,864	2,492	10.44	52
Traffic 'Criminal'	50,994	2,991	5.87	56
Civil Violations and Traffic Infractions	103,906	2,003	1.93	48
Total	225,994	16,114	7.13	50

<u>AUGUSTA</u>				
<u>Type of Case</u>	<u>No. of Dispositions</u>	<u>No. of Trials</u>	<u>Trials as Percent of Total Dispositions</u>	<u>Average No. of Days from Request for Trial to Trial</u>
Civil	783	169	21.58	119
Money Judgments	240	201	83.75	167
Small Claims	951	87	9.14	73
Divorce	475	73	15.36	163
Mental Health	179	133	74.30	10
Juvenile	311	119	38.26	63
Criminal				
A-B-C	315	73	23.17	84
Criminal				
D-E	1,648	251	15.23	108
Traffic 'Criminal'	1,570	359	22.86	89
Civil Violations and Traffic Infractions	8,887	205	2.30	61
Total	15,359	1,670	10.87	94
<u>BANGOR</u>				
Civil	1,613	154	9.55	68
Money Judgments	434	301	69.35	32
Small Claims	634	62	9.78	90
Divorce	501	118	23.55	93
Mental Health	225	195	86.67	11
Juvenile	257	117	45.53	23
Criminal				
A-B-C	183	---	-----	--
Criminal				
D-E	1,416	90	6.36	26
Traffic 'Criminal'	4,510	155	3.44	37
Civil Violations and Traffic Infractions	6,742	103	1.53	36
Total	16,515	1,295	7.84	42

<u>BAR HARBOR</u> <u>Type of Case</u>	<u>No. of Dispositions</u>	<u>No. of Trials</u>	<u>Trials as Percent of Total Dispositions</u>	<u>Average No. of Days from Request for Trial to Trial</u>
Civil	64	14	21.88	44
Money Judgments	23	10	43.48	34
Small Claims	131	10	7.63	53
Divorce	61	51	83.61	35
Mental Health	---	--	-----	--
Juvenile	34	17	50.00	21
Criminal				
A-B-C	10	4	40.00	37
Criminal				
D-E	230	43	18.70	53
Traffic 'Criminal'	191	26	13.61	33
Civil Violations and Traffic Infractions	535	29	5.42	33
Total	1,279	204	15.95	34
<u>BATH</u>				
Civil	370	17	4.59	156
Money Judgments	153	2	1.30	63
Small Claims	283	14	4.94	34
Divorce	217	12	5.52	136
Mental Health	---	--	-----	---
Juvenile	74	18	24.32	44
Criminal				
A-B-C	64	15	23.43	43
Criminal				
D-E	394	47	11.92	41
Traffic 'Criminal'	1,407	91	6.46	32
Civil Violations and Traffic Infractions	2,984	83	2.78	39
Total	5,946	299	5.02	59

BELFAST

<u>Type of Case</u>	<u>No. of Dispositions</u>	<u>No. of Trials</u>	<u>Trials as Percent of Total Dispositions</u>	<u>Average No. of Days from Request for Trial to Trial</u>
Civil	213	13	6.10	72
Money Judgments	146	63	43.15	45
Small Claims	487	65	13.34	49
Divorce	176	12	6.81	83
Mental Health	---	---	-----	---
Juvenile	59	35	59.32	68
Criminal				
A-B-C	62	6	9.67	55
Criminal				
D-E	587	90	15.33	64
Traffic 'Criminal'	999	75	7.50	45
Civil Violations and Traffic Infractions	1,640	40	2.43	92
Total	4,369	399	9.13	57

BIDDEFORD

Civil	420	83	19.76	109
Money Judgments	189	46	24.33	36
Small Claims	820	402	49.02	42
Divorce	408	320	78.43	40
Mental Health	---	---	-----	---
Juvenile	179	35	19.55	56
Criminal	176	1	.56	8
A-B-C				
Criminal				
D-E	1,677	61	3.63	95
Traffic 'Criminal'	4,223	92	2.17	125
Civil Violations and Traffic Infractions	8,330	58	.69	88
Total	16,422	1,098	6.68	60

BRIDGTON

<u>Type of Case</u>	<u>No. of Dispositions</u>	<u>No. of Trials</u>	<u>Trials as Percent of Total Dispositions</u>	<u>Average No. of Days from Request for Trial to Trial</u>
Civil	64	8	12.50	63
Money Judgments	30	3	10.00	89
Small Claims	154	9	5.84	57
Divorce	82	---	---	---
Mental Health	---	---	---	---
Juvenile	63	3	4.76	24
Criminal				
A-B-C	40	1	2.50	15
Criminal				
D-E	345	24	6.95	29
Traffic 'Criminal'	428	26	6.07	27
Civil Violations and Traffic Infractions	1,512	13	.85	38
Total	2,718	87	3.20	34

BRUNSWICK

Civil	173	30	17.34	79
Money Judgments	47	23	48.93	66
Small Claims	183	86	46.99	57
Divorce	209	181	86.60	74
Mental Health	---	---	---	---
Juvenile	91	13	14.28	28
Criminal				
A-B-C	26	5	19.23	38
Criminal				
D-E	398	74	18.59	39
Traffic 'Criminal'	1,840	241	13.09	27
Civil Violations and Traffic Infractions	4,102	142	3.46	26
Total	7,069	795	11.24	43

<u>CALAIS</u>				
<u>Type of Case</u>	<u>No. of Dispositions</u>	<u>No. of Trials</u>	<u>Trials as Percent of Total Dispositions</u>	<u>Average No. of Days from Request for Trial to Trial</u>
Civil	147	16	10.88	31
Money Judgments	84	19	22.62	20
Small Claims	298	68	22.82	48
Divorce	139	93	66.91	32
Mental Health	---	---	---	---
Juvenile	90	72	80.00	69
Criminal				
A-B-C	76	12	15.79	22
Criminal				
D-E	716	54	7.54	36
Traffic 'Criminal'	903	44	4.87	38
Civil Violations and Traffic Infractions	1,146	38	3.26	39
Total	3,599	416	11.56	34
<u>CARIBOU</u>				
Civil	242	5	2.07	54
Money Judgments	200	---	---	---
Small Claims	408	13	3.19	38
Divorce	189	1	.53	53
Mental Health	---	---	---	---
Juvenile	66	---	---	---
Criminal				
A-B-C	62	5	8.06	16
Criminal				
D-E	369	23	6.23	17
Traffic 'Criminal'	1,035	42	4.06	19
Civil Violations and Traffic Infractions	2,526	44	1.78	16
Total	5,097	133	2.61	21

DOVER-FOXCROFT

<u>Type of Case</u>	<u>No. of Dispositions</u>	<u>No. of Trials</u>	<u>Trials as Percent of Total Dispositions</u>	<u>Average No. of Days from Request for Trial to Trial</u>
Civil	113	18	15.93	36
Money Judgments	175	94	53.71	43
Small Claims	450	94	20.89	53
Divorce	112	20	17.86	29
Mental Health	---	---	---	---
Juvenile	62	11	17.74	15
Criminal				
A-B-C	43	1	2.33	2
Criminal				
D-E	529	59	11.15	40
Traffic 'Criminal'	628	34	5.41	30
Civil Violations and Traffic Infractions	800	14	1.75	30
Total	2,912	345	11.85	28

ELLSWORTH

Civil	278	46	16.55	54
Money Judgments	208	75	36.06	56
Small Claims	671	28	4.17	63
Divorce	202	96	47.52	71
Mental Health	---	---	---	---
Juvenile	78	18	23.08	23
Criminal				
A-B-C	49	1	2.04	67
Criminal				
D-E	599	21	3.51	43
Traffic 'Criminal'	1,093	27	2.47	65
Civil Violations and Traffic Infractions	2,065	38	1.84	72
Total	5,243	350	6.68	51

FARMINGTON

<u>Type of Case</u>	<u>No. of Dispositions</u>	<u>No. of Trials</u>	<u>Trials as Percent of Total Dispositions</u>	<u>Average No. of Days from Request for Trial to Trial</u>
Civil	215	12	5.58	118
Money Judgments	142	6	4.22	44
Small Claims	682	29	4.25	69
Divorce	202	23	11.38	118
Mental Health	---	---	---	---
Juvenile	174	63	36.20	55
Criminal				
A-B-C	42	2	4.76	18
Criminal				
D-E	525	72	13.71	93
Traffic 'Criminal'	906	42	4.63	112
Civil Violations and Traffic Infractions	1,076	33	3.06	105
Total	3,964	282	7.11	73

FT. KENT

Civil	---	---	---	---
Money Judgments	---	---	---	---
Small Claims	---	---	---	---
Divorce	---	---	---	---
Mental Health	---	---	---	---
Juvenile	16	3	18.75	6
Criminal				
A-B-C	20	2	10.00	6
Criminal				
D-E	378	25	6.61	14
Traffic 'Criminal'	400	23	5.75	19
Civil Violations and Traffic Infractions	852	31	3.64	22
Total	1,666	84	5.04	13

HOULTON

<u>Type of Case</u>	<u>No. of Dispositions</u>	<u>No. of Trials</u>	<u>Trials as Percent of Total Dispositions</u>	<u>Average No. of Days from Request for Trial to Trial</u>
Civil	264	10	3.79	46
Money Judgments	118	16	13.56	1
Small Claims	467	20	4.28	35
Divorce	89	36	40.45	98
Mental Health	---	---	---	---
Juvenile	78	17	21.79	26
Criminal				
A-B-C	36	5	13.89	16
Criminal				
D-E	535	44	8.22	29
Traffic 'Criminal'	1,142	35	3.06	27
Civil Violations and Traffic Infractions	2,664	31	1.16	29
Total	5,393	214	3.97	31

KITTERY

Civil	173	19	10.98	58
Money Judgments	39	13	33.33	44
Small Claims	243	29	11.93	67
Divorce	196	37	18.87	84
Mental Health	1	---	---	---
Juvenile	46	27	58.69	66
Criminal				
A-B-C	66	4	6.06	20
Criminal				
D-E	862	46	5.33	39
Traffic 'Criminal'	2,863	53	1.85	57
Civil Violations and Traffic Infractions	5,674	68	1.19	62
Total	10,163	296	2.91	50

LEWISTON

<u>Type of Case</u>	<u>No. of Dispositions</u>	<u>No. of Trials</u>	<u>Trials as Percent of Total Dispositions</u>	<u>Average No. of Days from Request for Trial to Trial</u>
Civil	1,508	404	26.79	55
Money Judgments	659	6	.91	23
Small Claims	801	243	30.33	63
Divorce	687	266	38.71	40
Mental Health	---	---	---	---
Juvenile	341	249	73.02	79
Criminal				
A-B-C	256	50	19.53	33
Criminal				
D-E	1,985	371	18.69	133
Traffic 'Criminal'	4,314	438	10.15	119
Civil Violations and Traffic Infractions	5,741	215	3.74	136
Total	16,292	2,242	13.76	68

LINCOLN

Civil	59	7	11.86	49
Money Judgments	67	29	43.28	50
Small Claims	389	40	10.28	49
Divorce	53	19	35.85	90
Mental Health	---	---	---	---
Juvenile	51	28	54.90	42
Criminal				
A-B-C	34	12	35.29	25
Criminal				
D-E	409	70	17.11	40
Traffic 'Criminal'	143	56	39.16	40
Civil Violations and Traffic Infractions	3,258	119	3.65	36
Total	4,463	380	8.51	42

LIVERMORE FALLS

<u>Type of Case</u>	<u>No. of Dispositions</u>	<u>No. of Trials</u>	<u>Trials as Percent of Total Dispositions</u>	<u>Average No. of Days from Request for Trial to Trial</u>
Civil	63	4	6.34	119
Money Judgments	32	4	12.50	33
Small Claims	92	10	10.86	38
Divorce	56	15	26.78	98
Mental Health	---	---	-----	---
Juvenile	51	10	19.60	42
Criminal				
A-B-C	6	---	-----	---
Criminal				
D-E	133	6	4.51	53
Traffic 'Criminal'	438	13	2.96	22
Civil Violations and Traffic Infractions	460	6	1.30	33
Total	1,331	68	5.10	44

MACHIAS

Civil	91	13	14.29	165
Money Judgments	8	---	-----	---
Small Claims	150	119	79.33	19
Divorce	111	65	58.56	80
Mental Health	---	---	-----	---
Juvenile	16	---	-----	---
Criminal				
A-B-C	41	12	29.27	25
Criminal				
D-E	640	66	10.31	52
Traffic 'Criminal'	565	62	10.97	53
Civil Violations and Traffic Infractions	598	24	4.01	52
Total	2,220	361	16.26	45

MADAWASKA

<u>Type of Case</u>	<u>No. of Dispositions</u>	<u>No. of Trials</u>	<u>Trials as Percent of Total Dispositions</u>	<u>Average No. of Days from Request for Trial to Trial</u>
Civil	112	9	8.04	126
Money Judgments	209	1	.48	335
Small Claims	438	13	2.97	19
Divorce	59	2	3.39	76
Mental Health	---	---	-----	---
Juvenile	11	---	-----	---
Criminal				
A-B-C	7	1	14.29	14
Criminal				
D-E	250	18	7.20	49
Traffic 'Criminal'	209	39	18.66	231
Civil Violations and Traffic Infractions	638	5	.78	49
Total	1,933	88	4.55	90

MILLINOCKET

Civil	97	11	11.34	52
Money Judgments	161	66	40.99	24
Small Claims	335	44	13.13	39
Divorce	65	55	84.62	92
Mental Health	---	---	-----	---
Juvenile	68	29	42.65	20
Criminal				
A-B-C	58	3	5.17	14
Criminal				
D-E	485	33	6.80	41
Traffic 'Criminal'	570	36	6.32	37
Civil Violations and Traffic Infractions	1,363	25	1.83	39
Total	3,202	302	9.43	36

NEWPORT

<u>Type of Case</u>	<u>No. of Dispositions</u>	<u>No. of Trials</u>	<u>Trials as Percent of Total Dispositions</u>	<u>Average No. of Days from Request for Trial to Trial</u>
Civil	86	22	25.58	27
Money Judgments	135	39	28.89	26
Small Claims	253	35	13.83	78
Divorce	115	21	18.26	32
Mental Health	---	---	---	---
Juvenile	79	33	41.77	21
Criminal				
A-B-C	46	1	2.17	4
Criminal				
D-E	402	63	15.67	30
Traffic 'Criminal'	699	49	7.01	30
Civil Violations and Traffic Infractions	2,672	38	1.42	39
Total	4,487	301	6.71	29

PORTLAND

Civil	2,022	30	1.48	105
Money Judgments	755	122	16.15	33
Small Claims	1,051	127	12.08	57
Divorce	1,228	40	3.25	88
Mental Health	73	---	---	---
Juvenile	560	161	28.75	22
Criminal				
A-B-C	389	23	5.91	36
Criminal				
D-E	2,709	310	11.44	82
Traffic 'Criminal'	7,963	376	4.72	87
Civil Violations and Traffic Infractions	18,995	197	1.03	43
Total	35,745	1,386	3.87	55

PRESQUE ISLE

<u>Type of Case</u>	<u>No. of Dispositions</u>	<u>No. of Trials</u>	<u>Trials as Percent of Total Dispositions</u>	<u>Average No. of Days from Request for Trial to Trial</u>
Civil	532	40	7.52	40
Money Judgments	424	87	20.52	42
Small Claims	465	30	6.45	38
Divorce	145	81	55.86	39
Mental Health	---	---	---	---
Juvenile	84	33	39.29	46
Criminal				
A-B-C	45	8	17.78	20
Criminal				
D-E	807	124	15.37	39
Traffic 'Criminal'	1,089	101	9.27	35
Civil Violations and Traffic Infractions	2,838	90	3.17	41
Total	6,429	594	9.24	34

ROCKLAND

Civil	393	10	2.54	63
Money Judgments	204	7	3.43	29
Small Claims	736	69	9.37	52
Divorce	202	8	3.96	63
Mental Health	---	---	---	---
Juvenile	81	9	11.11	48
Criminal				
A-B-C	91	9	1.09	27
Criminal				
D-E	804	91	11.31	33
Traffic 'Criminal'	1,517	86	5.66	28
Civil Violations and Traffic Infractions	1,680	84	5.00	32
Total	5,708	365	6.39	38

RUMFORD

<u>Type of Case</u>	<u>No. of Dispositions</u>	<u>No. of Trials</u>	<u>Trials as Percent of Total Dispositions</u>	<u>Average No. of Days from Request for Trial to Trial</u>
Civil	191	21	10.99	97
Money Judgments	142	55	38.73	28
Small Claims	838	26	3.10	94
Divorce	124	82	66.12	99
Mental Health	---	---	-----	---
Juvenile	104	55	52.88	58
Criminal	36	6	16.66	33
A-B-C				
Criminal	568	89	15.66	105
D-E				
Traffic 'Criminal'	888	132	14.86	108
Civil Violations	803	69	8.59	64
and Traffic				
Infractions				
Total	3,694	535	14.48	69

SKOWHEGAN

Civil	531	14	2.64	106
Money Judgments	290	40	13.79	87
Small Claims	963	42	4.36	76
Divorce	253	160	63.24	93
Mental Health	2	---	-----	---
Juvenile	209	61	29.19	89
Criminal				
A-B-C	162	4	2.47	38
Criminal				
D-E	1,273	25	1.96	47
Traffic 'Criminal'	3,007	15	.50	45
Civil Violations	5,917	23	.39	42
and Traffic				
Infractions				
Total	12,607	384	305	62

SOUTH PARIS

<u>Type of Case</u>	<u>No. of Dispositions</u>	<u>No. of Trials</u>	<u>Trials as Percent of Total Dispositions</u>	<u>Average No. of Days from Request for Trial to Trial</u>
Civil	181	2	1.10	28
Money Judgments	126	---	-----	---
Small Claims	399	13	3.25	97
Divorce	140	1	.71	22
Mental Health	---	---	-----	---
Juvenile	123	33	26.82	57
Criminal				
A-B-C	59	6	10.16	24
Criminal				
D-E	286	26	9.09	47
Traffic 'Criminal'	902	19	2.10	56
Civil Violations and Traffic Infractions	669	23	3.43	41
Total	2,885	123	4.26	37

SPRINGVALE

Civil	178	25	14.04	43
Money Judgments	82	7	8.53	31
Small Claims	541	25	4.62	29
Divorce	317	46	14.51	84
Mental Health	---	---	-----	---
Juvenile	54	---	-----	---
Criminal				
A-B-C	86	10	11.62	52
Criminal				
D-E	561	78	13.90	61
Traffic 'Criminal'	1,932	119	6.15	58
Civil Violations and Traffic Infractions	1,984	35	1.76	42
Total	5,735	345	6.01	40

VAN BUREN

<u>Type of Case</u>	<u>No. of Dispositions</u>	<u>No. of Trials</u>	<u>Trials as Percent of Total Dispositions</u>	<u>Average No. of Days from Request for Trial to Trial</u>
Civil	---	---	-----	---
Money Judgments	---	---	-----	---
Small Claims	---	---	-----	---
Divorce	---	---	-----	---
Mental Health	---	---	-----	---
Juvenile	1	---	-----	---
Criminal				
A-B-C	14	3	21.43	15
Criminal				
D-E	136	11	8.09	30
Traffic 'Criminal'	115	9	7.83	34
Civil Violations and Traffic Infractions	374	8	2.14	32
Total	640	31	4.84	22

WATERVILLE

Civil	308	63	20.45	43
Money Judgments	171	91	53.21	76
Small Claims	892	90	10.08	67
Divorce	227	178	78.41	33
Mental Health	---	---	-----	---
Juvenile	96	35	36.45	57
Criminal				
A-B-C	68	1	1.47	23
Criminal				
D-E	787	75	9.52	74
Traffic 'Criminal'	1,230	69	5.60	77
Civil Violations and Traffic Infractions	2,646	42	1.58	53
Total	6,425	644	10.02	50

WISCASSET

<u>Type of Case</u>	<u>No. of Dispositions</u>	<u>No. of Trials</u>	<u>Trials as Percent of Total Dispositions</u>	<u>Average No. of Days from Request for Trial to Trial</u>
Civil	190	16	8.42	105
Money Judgments	168	75	44.64	59
Small Claims	442	19	4.29	96
Divorce	173	24	13.87	67
Mental Health	---	---	---	---
Juvenile	35	1	2.85	38
Criminal				
A-B-C	45	1	2.22	87
D-E	421	26	6.17	42
Traffic 'Criminal'	1,275	18	1.41	22
Civil Violations and Traffic Infractions	1,735	39	2.24	23
Total	4,484	219	4.88	54

APPENDIX IV

ADMINISTRATIVE COURT STATISTICS

The Administrative Court was created by the Legislature in 1973 and is a statewide court. Prior to July 1, 1978, the Court had jurisdiction over suspension and revocation of licenses by a specific list of executive agencies.

Effective July 1, 1978, the Legislature substantially expanded the jurisdiction of the Administrative Court. Now, other than in emergency situations, the Administrative Court has "exclusive jurisdiction upon complaint of an agency or, if the licensing agency fails or refuses to act within a reasonable time, upon complaint of the Attorney General, to revoke or suspend licenses issued by the agency, and shall have original jurisdiction upon complaint of a licensing agency to determine whether renewal or reissuance of a license of that agency may be refused.."

There are two judges of the Administrative Court; the Administrative Court Judge and the Associate Administrative Court Judge. The judges must be lawyers and are appointed by the Governor for seven year terms, with the consent of the Legislature.

With the enactment of 4 M.R.S.A. Sec. 1158, effective March 5, 1979, the Administrative Court Judges were authorized to preside at Maine District Court by assignment of the Chief Justice. Periodically, both judges have heard civil and criminal matters at District Nine in Portland. Since completion of the Administrative Court quarters at 66 Pearl Street, Portland, a steadily increasing caseload from District Nine has been disposed of at the new facility. From July 1 through December, 1979, the Administrative Court Judges spent an average of 10 days per month hearing District Court matters. Specifically, the judges spent 63 days hearing District Court cases resulting in the disposition of 69 actions. Additionally, the Administrative Court staff spent 18 days recording District Court matters.


ADMINISTRATIVE COURT STATISTICS

July 1, 1978 thru
Dec. 31, 1978Jan. 1, 1979 thru
Dec. 31, 1979

<u>Type of Case</u>	<u>Filings</u>	<u>Dispositions</u>	<u>Filings</u>	<u>Dispositions</u>
Bureau of Liquor Enforcement	191	220	281	278
Department of Secretary of State	41	34	21	24
Bureau of Maine State Police	18	8	31	47
Department of Human Services	8	9	10	11
Real Estate Commission	3	1	2	6
Maine Department of Business Regulation	1	1	0	0
Harness Racing Commission	1	1	0	0
Board of Dental Examiners	1	1	0	1
Board of Examiners of Podiatrists	0	0	0	1
Board of Pesticides Control	0	0	1	1
State Board of Nursing	0	0	1	0
Department of Inland Fisheries and Wildlife	0	0	3	2
Board of Commissioners for the Profession of Pharmacy	0	1	0	0
State Board of Licensure of Medical Care Facilities other than Hospitals	1	0	1	1
Appeal from decision of Bureau of Alcoholic Beverages	1	1	1	1
Appeal from decision of Department of Public Safety	0	0	1	1
Department of Marine Resources	0	0	2	1
Appeal from decision of Harness Racing Commission	1	1	0	0
	<u>267</u>	<u>278</u>	<u>355</u>	<u>373</u>

APPENDIX V

ANNUAL REPORT OF THE
BOARD OF OVERSEERS OF THE BAR



BOARD OF OVERSEERS OF THE BAR

Established by the Supreme Judicial Court of Maine

Whitten Road
P.O. Box 1820
Augusta, Maine 04330
(207) 623-1121

BOARD

Franklin G. Hinckley, Esq., Chairman
Madeleine R. Freeman, Vice Chairman
John W. Ballou, Esq.
Clarence R. de Rochemont
Francis C. Marsano, Esq.
John E. Menario
Robert F. Preti, Esq.
Joan Phillips Sandy, Esq.
Richard N. Solman, Esq.

Mary C. Johnson, Executive Secretary

March 31, 1980

To the Honorable Chief Justice and
Justices of the Supreme Judicial Court

The Board of Overseers of the Bar respectfully submits to the Court for its consideration and for the information of the legal profession and the public this report on the activities of the Board during the first year of its operation. Actually this report will cover the period from the inception of the Board on November 1, 1978 through December 31, 1979 and with some comments on the 1980 budget and registration. The audit by independent accountants required by the Maine Bar Rules will be reported on shortly, the examination having been concluded.

The Board held its first meeting on November 1, 1978, two other meetings in November 1978, three meetings in December 1978 and thereafter one meeting in each month, except that the August meeting was omitted. The early meetings were given over to organization, the preparation of the 1979 budget, the hiring of a Bar Counsel, Executive Secretary and clerical assistants, obtaining quarters for an office and the appointment of the members of the Grievance Commission and the Fee Arbitration Commission.

During the year the Board has used its best efforts to discharge its responsibility both for supervising the registration of all lawyers admitted to the practice of law in the State and maintaining adequate records thereof and for carrying out the disciplinary aspect of its responsibilities.

The Board is becoming more familiar with its work which gradually becomes less exacting as to demands on its time and more repetitive and familiar. Nevertheless, the operation is still in its initial stages and many steps have been properly taken to improve the mechanism of the operation as well as to discharge as effectively as possible the Board's responsibilities as established by the Court. Moreover, as the Commissions continue to function on more and more cases, the duties of Bar Counsel, both before the Grievance Commission and the Justices of the Supreme Judicial Court, multiply.

Personnel

The Board has engaged the services of Michael E. Barr, Esquire as Bar Counsel and those of Mary C. Johnson as Executive Secretary, both of whom impress the Board as being very capable in their respective positions. The remainder of the staff consists of two clerical assistants, Peggy Nichols and Janet Sanderson, who discharge their duties in a most satisfactory manner. Mrs. Johnson also serves as Secretary to the Fee Arbitration Commission.

Members of the Grievance Commission and the Fee Arbitration Commission appointed by the Board, perform their duties and deal with many matters referred to them for hearing. The Bar owes the

members of these Commissions a debt of gratitude for their willingness to take on, without compensation, the unpleasant task of considering complaints against lawyers and dealing with such complaints with full regard for the public interest. The system would not be able to function were it not for their uncompensated service. It is clear to the Board that the members of the Commissions have uniformly approached their difficult tasks with a resolution to do a fair and impartial job in the interest of the public and profession alike. The Board expresses its gratitude to them for their work. G. Curtis Webber, Esquire serves as the head of our Ethics Sub-committee whose work is invaluable. A list of the members of the Ethics Sub-committee of the Grievance Commission is attached and marked "Exhibit A."

At this point I would like to make a personal observation with reference to the lay members of the Board and the Commissions. It is my opinion that they bring considerable insight and ability to their positions and contribute greatly to the performance of the work.

A list of those presently serving as members of the Commissions is appended to this report in the hope that their services may be known to the Court and perhaps to the general public. See Appendices "B" and "C".

Volume of Work

Attached hereto is a breakdown of 149 formal complaints showing the disposition made or pending, together with percentages of total complaints by County, size of law office and age of practitioners. Appendix "D".

A total of 37 fee arbitration matters were received. Of these 33 have been closed and the remaining 4 have been set for hearing in April 1980.

2088 lawyers were registered in 1979. So far in 1980, 2052 have been registered. An attached schedule shows the breakdown for 1980 registrations. Appendix "E".

Leasehold

As of January 1, 1979 the Board, as Lessee, entered into a lease with Associated General Contractors of Maine, Inc. whereby the Board acquired a leasehold interest in property on the first floor of the A.G.C. Office Building, so-called, located on Whitten Road in Augusta, Maine for an initial term of one year from January 13, 1979 with three five year option terms. The option for the first five year renewal term has been exercised. The space thus far has proven to be adequate and very satisfactory. The basic annual rent for the current term is \$7,464.00 with a usual escalation clause for taxes, fuel, insurance, etc. Before the Board found a home, it met on several occasions at the office of the Maine Bar Association in Augusta. We appreciate the kind courtesy of that organization and express our thanks to the Association and its officers.

Miscellaneous

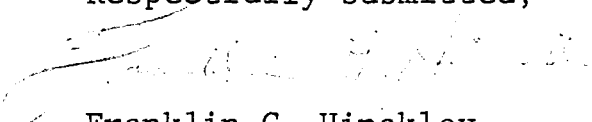
The Board has adopted the American Bar Retirement Association (ABRA) Master Money Purchase Pension Plan and also has the benefit of the Maine Bar Insurance Trust for Medical and Life coverage

for its staff. The Board acknowledges with sincere appreciation the kind and generous assistance of David S. Wakelin, Esquire, of the law firm of Pierce, Atwood, Scribner, Allen, Smith & Lancaster in helping us set up the Pension Plan.

Careful planning and frugality have enabled us to complete the first year with a surplus of \$37,388.14. The conservative anticipation of this prompted the Board to prepare its budget for 1980 so as to be able to reduce the basic fee from \$100 to \$85. It may not be feasible to attempt to reduce this fee further in 1981, but the present expectation is that the \$85 fee may be retained for at least one more year.

The Board of Examiners has transferred its records and administrative work to the Board upon a contractual arrangement whereby the Board will be compensated for the cost of the administrative services performed, now estimated to be between \$6,000 and \$7,000 per year.

Respectfully submitted,



Franklin G. Hinckley
Chairman

Appendix "A"

The Ethics Sub-Committee of the Grievance Commission has been formed with the following lawyer members:

John P. Foster, Eastport

Robert S. Hark, Lewiston

Richard P. LeBlanc, Portland

Hugh G. E. MacMahon, Portland

John W. Philbrick, Portland

Gordon H. S. Scott, Augusta

G. Curtis Webber, Chairman, Auburn

Appendix "B"

Members of the Grievance Commission (Rule 7)
Appointed by Board of Overseers of the Bar
For Terms Commencing January 1, 1979

From the Board of Overseers

		Term in years
Joan Phillips Sandy, Esq.	Waterville	3
John W. Ballou, Esq.	Bangor	1
Clarence R. de Rochemont	Rockland	1

Lay members (non-Board)

Barbara E. Chesley	Pownal	4
G. Clifton Eames	Bangor	3
William Ayob	Millinocket	2

Lawyer members (non-Board)

Donald H. Marden, Esq.	Waterville	4
William K. Tyler, Esq.	Portland	4
Brian M. Dench, Esq.	Lewiston	3
Stuart E. Hayes, Esq.	Dover-Foxcroft	2
Peter B. Webster, Esq.	Portland	2
G. Curtis Webber, Esq.	Auburn	1

Commission Chairman: John W. Ballou, Esq.

Appendix "C"

FEE ARBITRATION COMMISSION
of
BOARD OF OVERSEERS OF THE BAR

	Term in Years		Term in Years
<u>Panel 1</u>		<u>Panel 3</u>	
*Walter E. Corey, Esq. Portland	3	Morton A. Brody, Esq. Waterville	3
John B. Roberts, Esq. Springvale	1	Sumner H. Lipman, Esq. Augusta	2
Mrs. Louise P. James Portland	2	Mrs. Louise Smith Waterville	1
<u>Panel 2</u>		<u>Panel 4</u>	
John D. Clifford, III Esq. Lewiston	2	Chadbourne H. Smith, Esq. Bar Harbor	1
Daniel R. Donovan, Esq. Bath	3	Marvin Glazier, Esq. Bangor	3
Mr. Marcel R. Morin Lewiston	1	Mr. Marc Schnur Orono	2

Commission Chairman: John D. Clifford, III, Esq.

Commission Secretary: Mary C. Johnson

* Mr. Corey has found it necessary for personal reasons to resign and David Plimpton, Esq. of Portland has been appointed to fill Mr. Corey's unexpired term.

Appendix "D"

Total number of formal complaints as of December 31, 1979 - 149.
Complaints from Bar Association - 28.

Dismissals - 96

Admonitions - 14

Reprimands - 3

Formal proceedings - 16

<u>Characterization of Complaint</u>	<u>Number</u>	<u>% of Total</u>	<u>Area of Law</u>	<u>Number</u>	<u>% of Total</u>
1. Trust violations	6	4%	A. Family Law	20	13%
2. Conflict of interest	11	7%	B. Juvenile Matters	0	0%
3. Neglect	42	28%	C. Criminal Law	20	13%
4. Relationship with client	22	15%	D. Traffic offenses	1	1%
5. Misrepresentation/Fraud	16	11%	E. Estates/Probate Wills	20	13%
6. Excessive fees	3	2%	F. Guardianships	0	0%
7. Interference with Justice	19	13%	G. Commercial Law	2	2%
8. Improper advertising & solicitation	4	3%	H. Collections	12	8%
9. Criminal conviction	1	1%	I. Landlord/Tenant	3	2%
10. Personal behavior	8	5%	J. Real Property	34	23%
11. Willful failure to cooperate with discipline authorities	3	2%	K. Foreclosure	1	1%
12. Medical incapacity	0	0%	L. Corporate and Banking	1	1%
13. Incompetence	11	7%	M. Torts	11	7%
14. No jurisdiction	3	2%	N. Administrative Law	0	0%
15. Other	0	0%	O. Taxation	0	0%
			P. Patent, Trademark & Copyright	0	0%
			Q. Immigration & Naturalization	0	0%
			R. Anti-trust	0	0%
			S. Environmental Law	0	0%
			T. Contracts, Consumer Law	8	5%
			U. Labor Law	2	2%
			V. Workers & Unemployment Compensation	3	2%
			W. Other or none	11	7%

Appendix "D" continued

PERCENT OF TOTAL COMPLAINTS BY COUNTY

1. Androscoggin - 7%	9. Oxford - 4%
2. Aroostook - 5%	10. Penobscot - 12%
3. Cumberland - 24%	11. Piscataquis - 0%
4. Franklin - 3%	12. Sagadahoc - 3%
5. Hancock - 3%	13. Somerset - 1%
6. Kennebec - 9%	14. Waldo - 3%
7. Knox - 3%	15. Washington - 3%
8. Lincoln - 4%	16. York - 16%

PERCENT OF TOTAL COMPLAINTS BY SIZE OF LAW OFFICE

1. 1-2 attorneys - 68%
2. 3-6 attorneys - 20%
3. 7-10 attorneys - 5%
4. 11 or more - 3%
5. Government attorneys and other - 4%

PERCENT OF TOTAL COMPLAINTS BY AGE

1. 20-29 - 4%
2. 30-39 - 38%
3. 40-49 - 21%
4. 50-59 - 26%
5. 60 + - 9%
6. Unknown - 2%

Appendix "E"

Attorneys registered up to and including March 27, 1980 for 1980:

\$85.00	1,339
25.00 (after 1/1/1977)	316
25.00 (over 50 years of practice)	31
Judicial	57
Out-of-State	169
Inactive	140
Total	2,052

Deceased - 12

APPENDIX VI

ANNUAL REPORT OF
THE COMMITTEE ON JUDICIAL RESPONSIBILITY AND DISABILITY

COMMITTEE ON JUDICIAL RESPONSIBILITY AND DISABILITY

SECOND ANNUAL REPORT TO THE SUPREME JUDICIAL COURT

The Committee on Judicial Responsibility and Disability was established by order of the Supreme Judicial Court of Maine on July 5, 1978. The Committee is authorized to receive and investigate complaints of judicial misconduct and disability, to hold hearings, and to make a report to the Court with a recommendation of action by the Court if the Committee determines:

that the person under investigation has been convicted of a crime, the nature of which casts into doubt his continued willingness to conform his conduct to the Code of Judicial Conduct as applicable or . . . that in fact the person has violated the Code as applicable and that the violation is of a serious nature so as to warrant formal disciplinary action [or] . . . that the person under investigation is suffering from a disability which materially affects his or her ability to perform his or her duties as a judge.....¹

The standards applied by the Committee (other than in cases of alleged disability) are contained in the Maine Code of Judicial Conduct adopted and promulgated by the Court to be applicable to justices of the Supreme Judicial and Superior Courts and judges of the District Court effective April 1, 1974.² The Code was made applicable to judges of the Administrative Court by order effective July 1, 1978,³ and to active retired justices and judges by order effective December 5, 1978.⁴ Canons 1, 2, and 3 of the Code were made applicable to judges of the Probate Courts by order effective December 15, 1978.⁵ The Code is thus applicable to all judges of the State of Maine.

The work of the Committee on Judicial Responsibility and Disability is not intended to interfere with or be substitute for the judicial process. It is the courts' function alone to decide cases and controversies in litigation. Some parties to all litigation will be disappointed. Disagreement with the results cannot be converted into claims of misconduct against the presiding judge. The Committee is not a substitute for appeal. It is not a court of one more last resort. The Committee's mandate is narrow. It can inquire only into matters of alleged judicial misconduct as defined by the Code of Judicial Conduct and certain matters of alleged disability.

1. Order of July 5, 1978, Establishment of Committee on Judicial Responsibility and Disability, paras. 9, 10, 385-88 A. 2d LX (1978) amended by order of August 21, 1978, 389-91 A.2d XXI (1978).

2. 313-19 A. 2d XXXVII (1974).

3. 385-88 A. 2d LIX (1978).

4. Unreported.

5. 392-95 A. 2d LVI (1978).

This report is submitted to the Court pursuant to rule 7 of the Rules of the Committee. Six complaints received in 1978 were pending before the Committee on January 1, 1979. Investigations were being conducted in four of those matters. During the calendar year 1979 the Committee received an additional twenty-one complaints, Three of those complaints were pending and under investigation as of January 1, 1980, and are not otherwise referred to in this report. In 1979 the Committee rendered a final decision in twenty-four matters. Eight of those matters were decided after investigation, and sixteen were disposed of without investigation. In no case did the Committee find sufficient basis for making a report to this Court with a recommendation of disciplinary action.

The largest group of complaints involved rulings and decisions by trial judges that were alleged to have been erroneous. Eleven such complaints were received (all from persons who had been losing parties in litigation), and all were dismissed. They complained that the judge should not have believed the testimony given by witnesses on the opposing side, that the judge was biased (but without any fact supporting such a claim), that the outcome of the case was wrong, or that the instructions given to the jury were erroneous. These complaints often reflected a deep emotional commitment to the litigation and an abiding belief that an injustice had occurred. Six of the eleven complaints arose from divorce, custody, and related litigation in which decisions have an intimate personal effect on the parties. All of these complaints were dismissed because they were outside the scope of the Committee's authority. The Committee is not a substitute for appeal. It cannot interfere in the judicial process. It cannot grant judicial remedies or correct alleged errors.

A related complaint, which alleged favoritism and prejudice and contained a suggestion of an improper discussion between the judge and an opposing lawyer, was dismissed when it became apparent that the complainant was solely attempting to influence the outcome of pending litigation.

Two complaints alleged that judges were too lenient in handling criminal cases and imposing sentence. Both complaints were dismissed because they do not constitute complaints of judicial misconduct. One of the courts' functions is to render a judgment in some criminal cases and impose sentences within the boundaries established by the legislature. A judge cannot be accused of misconduct for failing to convict a person charged with an offense, for selecting an appropriate sentence, or for exercising the discretion which he alone has a responsibility to exercise.

A related complaint alleged that a judge had dismissed several criminal complaints in a feud with prosecutors. This complaint was investigated because it was alleged that the judge had acted for reasons extraneous to his responsibility. After a complete investigation the Committee found that the judge had dismissed the complaints upon proper motion for want of prosecution. The procedure was regular. The judge had a substantial basis for his action. The dismissals were without prejudice to their being reinstated by the State; no harm was suffered by the public; and no irregularity occurred. The complaint was dismissed as being unfounded.

Three complaints alleged that the judge was biased. One was dismissed without investigation because the complainant, after repeated requests, failed to provide any substantiating information. A second was dismissed because a limited investigation revealed only information contrary to the claim and the complainant failed to respond to the efforts of the Committee's investigator to reach him for substantiating facts. The third was thoroughly investigated. The complaint alleged that the judge who had presided at a criminal trial and imposed a sentence upon the defendant, a relative of the complainant, had been actuated by bias against the complainant. The complaint itself revealed that the complainant had engaged in systematic efforts to harass, threaten, and insult the judge for a period of seven years on account of litigation long since concluded. The Committee's investigation determined that the judge became aware of the defendant's relationship to the complainant some time during the trial, and was then confronted with the question of whether to disqualify himself and abort the trial. The judge was not asked to disqualify himself, and all interested persons, except the complainant, were satisfied that the judge had acted fairly and impartially. The Committee found that the judge did in fact act with utter impartiality and in no way acted improperly. Accordingly, the complaint was dismissed as being without any foundation in fact.

One complaint alleged extreme delay in rendering a decision. In the judgment of the Committee one instance of delay, even though considerable, does not constitute judicial misconduct. The complaint was thus dismissed. This decision does not mean that inordinate delay in rendering judgment would never give rise to disciplinary actions. Should a number of decisions be subject to inordinate delay by one judge, they might well in aggregate rise to the level of a violation of the Code of Judicial Conduct of sufficient substantiality to require a formal report to the Court.

One other complaint alleged delay in rendering a decision by a judge of the probate court. This complaint concerned matters which had occurred prior to December 15, 1978, when the first three canons of the Code of Judicial Conduct were made applicable to probate judges, and, for that reason, the complaint had to be dismissed. (Similarly, one complaint was dismissed which complained of a judge's conduct as an attorney before being appointed to the bench.)


One complaint made allegations concerning a judge's demeanor and control over proceedings which could be construed as alleging either misconduct or disability. The Committee examined a transcript of all proceedings and conducted an investigation which included interviews with litigants, attorneys, and witnesses. The allegations of the complaint were without corroboration in the record and were denied by other persons present except the complainants, who were the losing parties to the litigation. The record refuted any allegation that the judge was not fully in command of the proceedings, aware of the testimony given and grounds for objections, and courteous to the litigants and their lawyers. The complaint contained additional matters (essentially alleged errors in the litigation) which were outside the Committee's authority. The complaint was dismissed as being without foundation in fact.

A complainant stated he was given a summons by a game warden to appear in district court to answer a certain charge. Two days prior to the date set for hearing the clerk of the district court, having been erroneously informed that the complainant had waived his right to a hearing, issued a notice on a Maine district court form which gave notice of the fine but which had the appearance of being a judgment of conviction. The complainant believed he had been convicted without a hearing. He wrote to the district court concerning the assessment of a fine before the hearing date but mainly arguing the merits of his defense to the charge. The district court judge entered a default against the complainant for failure to appear and authorized issuance of a warrant of arrest. The Committee found that this matter did not involve any misconduct on the part of the judge and, accordingly, dismissed the complaint.

Finally, the Committee received a complaint from municipal officials alleging a large number of various irregularities in the procedures followed by a district court judge. Many of the allegations did not constitute charges of judicial misconduct. Those allegations which were within the Committee's authority were thoroughly investigated by counsel retained by the Committee. As to several of the matters investigated, the results of the investigation conclusively refuted any claim of misconduct, including a number of matters in which the judge was not even involved. As to the remaining issues, charges of alleged misconduct were drawn, and a formal hearing was held on the record at which both the Committee and the judge were represented by counsel. The majority of the charges were found to be unsupported by the evidence. But in three instances the Committee found that the judge had violated the Code of Judicial Conduct: twice by accepting guilty pleas over the telephone in violation of Canon 3B(1) and by disposing of a case on an ex parte representation in violation of Canon 3A(4). The record essentially revealed deficiencies in court administration and procedure. The Committee concluded that formal disciplinary action was not warranted. Procedures in the district courts are not as clearly defined as may be and, where defined, not always followed. The volume of business may well be a substantial cause. The Committee believes that it would be conducive toward ensuring regularity of procedures if all district court proceedings were held on the record, and future complaints may thus be avoided.

By order of the Court, the Committee's work is conducted under a rule of confidentiality. The Committee's function is analogous to that of a grand jury. The Committee does not render a final judgment on disciplinary action; it can initiate disciplinary proceedings by recommending action to the Court. All proceedings before the Committee are thus confidential. No information may be published by the Committee except by order of the Court. The Committee request that the Court cause this report to be made public.

Respectfully submitted,


Colin C. Hampton, Chairman

March 21, 1980

Mrs. Patricia M. Collins
Edward I. Gross, Esq.
Judge Arthur J. Nadeau
Dr. Charles F. Phillips
Justice Daniel E. Wathen

David D. Gregory, Secretary