



MAINE STATE LEGISLATURE

The following document is provided by the
LAW AND LEGISLATIVE DIGITAL LIBRARY
at the Maine State Law and Legislative Reference Library
<http://legislature.maine.gov/lawlib>



Reproduced from scanned originals with text recognition applied
(searchable text may contain some errors and/or omissions)

Maine Department of Inland Fisheries & Wildlife
PROGRAM EVALUATION REPORT



State Government Evaluation
(3 M.R.S.A., Chapter 35)

January, 2008



JOHN ELIAS BALDACCI
GOVERNOR


STATE OF MAINE
DEPARTMENT OF
INLAND FISHERIES AND WILDLIFE
284 STATE STREET
41 STATE HOUSE STATION
AUGUSTA, MAINE
04333-0041

ROLAND D. MARTIN
COMMISSIONER

Memorandum

Date: January 31, 2008

To: Members of the Joint Standing Committee on Inland Fisheries and Wildlife

From:  Roland D. Martin, Commissioner

Subject: Department of Inland Fisheries and Wildlife Program Evaluation Report

Attached please find a copy of the report as required under the Government Evaluation Act (Title 3, Chapter 35). This report contains summaries of Department activities, programs, priorities, financial summaries and emerging issues facing the Department.

We look forward to presenting this information to the Committee and please feel free to call or contact me if you have any further questions or comments regarding this report.

Cc: Members of the Inland Fisheries and Wildlife Advisory Council



PRINTED ON RECYCLED PAPER

Program Evaluation Report 2007
TABLE OF CONTENTS

Introduction.....	1
Enabling Legislation and Relevant Mandates	2
Vision and Values	3
Major Functions	4
Office of the Commissioner	4
Administrative Services.....	5
Warden Service.....	5
Bureau of Resource Management	5
Program Overview	7
Fish and Wildlife Management	7
Hunter Safety	8
Recreational Vehicle Safety	8
Search and Rescue	8
Fish and Wildlife Consumption Health Risks.....	9
Wild Animal Related Human Health Risks	9
Public Access to Private Lands	9
Public Access to Public Waters	10
Acquisition and Management of Fish and Wildlife Habitat	10
Customer Satisfaction	11
Department Operations.....	11
Action Plan	12
Work Program Priorities	13
Agenda of Proposed Regulations.....	15
Progress and Accomplishments.	21
Personnel and Organizational Structure	26
Facilities and Lands.....	26
Compliance with Federal and State Health and Safety Laws	27
Public Filings.....	27

Protection of Personal Information.....27
Constituencies and Agencies Engaged by the Department.....28
Alternate Delivery of Services and Efficiency Efforts..... 28
Emerging Issues.....31

Appendices

- Appendix A. Constituencies and agencies engaged by the Department
- Appendix B. Organizational Chart
- Appendix C. Administrative Policies
- Appendix D. Financial Reports

INTRODUCTION

In 1880 the Legislature made the two Maine Fisheries Commissioners responsible for enforcing the laws that had been enacted to control the taking of important game species. The uncontrolled taking of moose, caribou, and deer during the 1800s had contributed to a serious depletion of big game populations. This early enforcement effort represented the beginning of the Department of Inland Fisheries and Wildlife. At the time, game wardens were appointed to patrol the State's woods and waters and bring poaching under control. They did not receive a salary, but instead received half the amount of the fines paid by violators they apprehended.

The mission of the Department was soon expanded to include the propagation of game fish. Thousands of trout, salmon, and bass were stocked annually across the state to support a rapidly growing tourist industry. Through the early 1900s, many new hunting and fishing laws were enacted to conserve fish and wildlife. Hunting and fishing licenses were established to pay for fish and wildlife conservation programs. Detailed studies of the status and needs of wildlife began in the 1940s to guide the management of these resources. Statewide fisheries management programs were initiated in the 1950s. Today, the Department carries out a wide variety of fish and wildlife conservation programs. These programs focus on maintaining abundant game resources, as well as managing non-game wildlife and restoring endangered species, such as the bald eagle. The Department's mission has also been significantly broadened with responsibilities for white-water rafting; registration of watercraft; snowmobiles; ATVs; enforcement of laws governing their use; hunter, trapper, and recreational vehicle safety; conservation education; and other matters.

Although the Department's mission has been steadily expanded, it remains focused on the protection and enhancement of the state's inland fisheries and wildlife, while at the same time providing for the wise use of these resources. Assuring the conservation and use of these resources is vital to the state's economy. Fish and wildlife continue to be highly valued by Maine people and hundreds of thousands of people who come to Maine each year. Economic impacts directly attributable to the use of these resources amount to over one billion dollars annually. These expenditures play a major role in the State's economy.

The Department is dedicated to assuring these highly valued resources are available for the use and enjoyment of future generations.

ENABLING LEGISLATION AND RELEVANT MANDATES

MRSA 12, PART 13, CHAPTERS 901-941 as enacted by Public Law establishes the statutory basis for the Department and its operations. The principle mandate of the Department is to preserve, protect, and enhance the inland fisheries and wildlife resources of the State; to encourage the wise use of these resources; to ensure coordinated planning for the future use and preservation of these resources; and to provide for effective management of these resources.

Additional mandates include: (1) recreational vehicle (watercraft, snowmobile, and ATV) registration, safety, special event permitting, and law enforcement, (2) the administration of hunting, fishing, trapping, and related licenses and permits established by the Legislature, (3) regulation of commercial white water rafting, taxidermy, guides, camp trip leaders, wildlife propagators and exhibitors, (4) search for lost persons, (5) hunter, trapper, and archery training, (6) acquisition, development, and management of access to public waters, (7) protection of private property (animal damage/nuisance wildlife and trespass), (8) landowner relations, (9) promotion of the state's fish and wildlife resources, (10) conservation education, (11) public health issues associated with fish and wildlife resources (rabies/fish and wildlife consumption advisories), and (12) public outreach.

The Commissioner is also a member of the Baxter Park Authority, Land and Water Resources Council, Land For Maine's Future Board, the Maine Outdoor Heritage Board, Maine Tourism Commission, the Atlantic Salmon Board, and advisor to several other Boards and Commissions.

There are several Federal Agencies with congruent responsibilities affecting fish and wildlife or the use of these resources, which the Department must interrelate and respond to. These include the U.S. Fish and Wildlife Service, National Parks Service, Forest Service, Natural Resource Conservation Service, Environmental Protection Agency, the Army Corp of Engineers, and the U.S. Geological Survey. On the state level, the Land Use Regulation Commission (LURC), Department of Environmental Protection (DEP), Department of Conservation, and other agencies and commissions impact directly on the resources for which this Department is responsible. Initiatives and mandates such as shoreland zoning, municipal comprehensive planning, and economic and community development bring additional external forces to bear on Department operations and management decisions. As an example, Appendix B contains a spreadsheet of agencies and organizations that the Department typically coordinates and interacts with on a regular basis.

DEPARTMENT VISION AND VALUES

A Department Vision and Values statement was developed through the TQM process and incorporated into the Strategic Plan specifying that Maine should offer all people the opportunity to enjoy a unique diversity of fish and wildlife resources. The Vision is of an IF&W that:

- conserves, protects, and enhances the inland fisheries and wildlife resources;
- increases opportunities for the use of these resources by all people;
- responds to the needs of the people by providing services of the highest quality;
- fosters public awareness and involvement;
- merits public confidence, respect, and support; and
- promotes efficiency in program management through employee involvement, initiative, innovation, and teamwork.

Specific values were set forth as follows: We in the Department of Inland Fisheries and Wildlife Value:

- *Stewardship*: We take pride in providing the highest level of stewardship for our fish and wildlife resources.
- *Pride in Work*: We will make every effort to provide the highest level of customer service and satisfaction.
- *Quality in Our Service*: We hold our work to the highest standards of quality.
- *Personal Responsibility*: We take responsibility for personal integrity, individual contribution and the highest level of performance in our service.
- *Continuous Improvement*: We vigorously strive for excellence, and continuously seek to improve our performance.
- *Diversity*: We encourage mutual respect and recognize the contributions diversity brings to job performance and creativity.
- *Empowerment*: We will participate fully in decisions and explore innovative solutions.
- *Teamwork*: We promote teamwork by providing a cooperative work environment that fosters * open and honest communication, * personal and professional growth, and *the best use of our resources.

MAJOR FUNCTIONS

Office of the Commissioner

- Membership in and Coordination with the Executive Branch
- Supervision of the Administration and Enforcement of the Inland Fisheries and Wildlife Laws and Management of All Inland Fish and Wildlife in the State
- Rule Making
- Participation on Various Board, Task Forces, and Study Groups
- Public Involvement
- Legislative Liaison
- Long Range Planning and Coordination
- Development of Legislative Proposals and Regulations
- Liaison with other State and Federal Agencies
- Public Information
- Mandatory Hunter and Trapper Education
- Recreational Vehicle Education
- Media Relations
- License Revocations
- Conservation Education
- Promotion and Marketing
- "Adopt" A Facility
- Federal Aid Administration and Coordination
- Angler Access to Public Waters
- Land Acquisition
- Recreational Vehicle Education

- Mandatory Hunter and Trapper Education

Administrative Services

- Licensing, Registration, and Permitting
- Engineering and Realty

All other functions previously listed under Administrative Services are now functions performed by the newly created Natural Resource Service Center under the Department of Administrative and Financial Services (DAFS).

Warden Service

- Long Range Planning and Coordination
- Program Budgeting and Management
- Fish and Wildlife Law Enforcement
- Assisting Fish and Wildlife Management
- Recreational Vehicle Law Enforcement
- Landowner Relations
- Commercial Whitewater Rafting
- Search and Rescue
- Animal Damage Control
- Public Outreach and Involvement
- Enforcement of other laws, e.g. Trespass, Litter, Dog Leash, etc.

Bureau of Resource Management

- Resource Assessment, Planning, and Coordination
- Program Budgeting and Management
- Fish and Game Management
- Fish Culture, Stocking, and Evaluations

- Regulatory Proposals
- Nongame and Endangered Species Conservation
- Fish and Wildlife Surveys, Inventories, Assessments, and Research
- Habitat Acquisition and Management
- Protection of Fish and Wildlife Habitat
- Management of Department Lands and Public Use Facilities
- Environmental Assessments and Recommendations to Agencies of Jurisdiction
- Animal Damage Control
- Comprehensive Planning Assistance to Municipalities
- Assistance to Private Landowners Regarding Habitat Protection and Enhancement
- Public Outreach and Involvement
- Participation on Various Commissions, Task forces, and Study Groups
- Special Purpose Fish and Wildlife Permits

PROGRAM OVERVIEW

PROGRAM -FISH AND WILDLIFE MANAGEMENT

GOAL -Conserve viable populations of fish and wildlife species consistent with biological, social, and economic considerations.

OBJECTIVE -Achieve the 2001 species management objectives established by the Department by 2010.

PERFORMANCE MEASURES -Criteria described in Species Management Plans prepared by the Bureau of Resource Management.

PROGRAM DESCRIPTION -

- Surveys, Inventories, and Assessments
- Long Range Plans
- Population Management Systems
- Habitat Protection and Management Systems
- Regulatory Proposals
- Law Enforcement
- Public Education and Outreach
- Public Participation
- Legislative Liaison

OBJECTIVE -Maintain the 2001 distribution and abundance of all naturally occurring species not covered by management plans through 2015.

PERFORMANCE MEASURE -Number of species listed under the provisions of the Maine Endangered Species Act, as well as those classified as Special Concern in accordance with criteria established by the Department of Inland Fisheries and Wildlife in Maine's 2005 Wildlife Action Plan.

PROGRAM DESCRIPTION -

- Survey, Inventories, and Assessments
- Population Management
- Habitat Protection and Management
- Regulatory Proposals
- Law Enforcement
- Public Education and Outreach
- Public Participation
- Legislative Liaison

PROGRAM -HUNTER SAFETY

GOAL - Assure a high level of hunter safety.

OBJECTIVE -Reduce the number of reported hunting incidents by 10% from the 2001-2005 average by 2010.

PERFORMANCE MEASURE - Hunting accident records.

PROGRAM DESCRIPTION-

- Assess Hunting Accident Records
- Formulate Action Plans
- Mandatory Hunter Safety Curriculum
- Education and Outreach
- Law Enforcement Actions
- Monitor Results and Take Appropriate Action
- Legislative Liaison

PROGRAM -RECREATIONAL VEHICLE SAFETY

GOAL -Assure recreational vehicles are used in a safe and responsible manner.

OBJECTIVE - Reduce the number of personal injuries per 1000 recreational vehicles by 10% over the 2001-2005 average by the 2010.

PERFORMANCE MEASURE - Number of recreational vehicle accident injuries.

PROGRAM DESCRIPTION -

- Information Collection and Analysis
- Formulate Action Plans
- Public Education and Outreach
- Regulatory Proposals
- Legislative Liaison

PROGRAM -SEARCH AND RESCUE

GOAL - Assure the safety of missing and lost persons.

OBJECTIVE – Keep finding missing and lost persons in the outdoors.

PERFORMANCE MEASURE -Missing and lost persons records.

PROGRAM DESCRIPTION -

- Assess Lost and Missing Persons Records
- Identify Opportunities and Needs

Formulate Action Plans
Search and Rescue Operations
Education and Outreach
Monitor Results and Take Appropriate Action
Legislative Liaison

PROGRAM -FISH AND WILDLIFE CONSUMPTION HEALTH RISKS

GOAL - Reduce health risks to hunters and anglers associated with the consumption of fish and wildlife.

OBJECTIVE - Increase hunter and angler awareness of the health risks associated with the consumption of fish and wildlife, and recommended consumption levels over the 2001 levels by the year 2010.

PERFORMANCE MEASURES -Hunter and angler surveys.

PROGRAM DESCRIPTION -

Support Risk Assessments by Agencies of Jurisdiction
Support Development of Action Plans by Agencies of Jurisdiction
Assist Public Education and Outreach Initiatives

PROGRAM - WILD ANIMAL RELATED HUMAN HEALTH RISKS

GOAL, -Reduce the human health risks associated with wildlife.

OBJECTIVE -Reduce the incidents of wild animal related diseases in humans from the 1995-2001 average by 2010.

PERFORMANCE MEASURE -Public Health Records

PROGRAM DESCRIPTION -

Support Risk Assessments By Agency of Jurisdiction
Assess Need for Wildlife Management Initiatives
Support Development of Action Plans by Agency of Jurisdiction
Initiate Wildlife Management Actions as Appropriate
Assist Public Education and Outreach Initiatives

PROGRAM -PUBLIC ACCESS TO PRIVATE LANDS

GOAL - Assure that private lands continue to play a major role in supporting hunting and angling, and other outdoor recreation opportunities.

OBJECTIVE -Increase opportunities for public access to private lands by 10% over the 2001-2005 average by 2010.

PERFORMANCE MEASURE -Landowner surveys

PROGRAM DESCRIPTION -

- Assess Factor Affecting Public Access To Private Lands
- Formulate Action Plan
- Landowner Relations Initiatives
- Education and Outreach
- Law Enforcement Actions
- Monitor Results and Take Appropriate Action

PROGRAM -PUBLIC ACCESS TO PUBLIC WATERS

GOAL - Assure that public waters are accessible to anglers and hunters.

OBJECTIVE -Increase the number of public access sites owned and operated by the Department by 5% per year over the 2005 levels by 2010.

PERFORMANCE MEASURE -Number of access sites owned or controlled for public access to public waters.

PROGRAM DESCRIPTION -

- Public Access Information Collection and Assessment
- Development of Action Plans
- Public Education and Outreach
- Site Location and Assessment
- Public Involvement
- Site Planning
- Site Acquisition
- Site Development
- Maintenance

PROGRAM -ACQUISITION AND MANAGEMENT OF FISH AND WILDLIFE HABITAT

GOAL -Assure the availability of public lands providing high quality wildlife habitat and associated recreational opportunities.

OBJECTIVE -Increase the availability of high quality fish and wildlife habitat and recreational opportunities by 10% over the 2000-2005 average level by 2010.

PERFORMANCE MEASURE -Acres of wildlife management areas owned by the Department.

PROGRAM DESCRIPTION -

- Public Access Needs Assessment
- Habitat Needs Assessment

Public Outreach
Site Locations/Opportunities
Site Planning/Prioritization
Site Acquisition
Access Development
Habitat Management
Site Maintenance

PROGRAM -CUSTOMER SATISFACTION

OBJECTIVE -Increase participation in fish and wildlife related activities by 5% as compared to the 2000-2005 levels by 2010.

PERFORMANCE MEASURE -Number of fishing and hunting licenses sold

PROGRAM DESCRIPTION -

Assess Issues and Opportunities Regarding License Sales
Develop and Implement Action Plan
Monitor Results and Take Appropriate Action

PROGRAM -DEPARTMENT OPERATIONS

GOAL - Maintain optimum effectiveness and productivity within the Department.

OBJECTIVE - Departmental revenues will meet or exceed program expenditures each year through 2010.

PERFORMANCE MEASURE -Administrative records of revenues and expenditures.

PROGRAM DESCRIPTION -

Maintain Up To Date Revenue and Expenditure Projections
Assess Problems and Opportunities
Develop and Implement Action Plans
Monitor Results and Take Appropriate Action

ACTION PLAN

<u>Program</u>	<u>Support Services Required</u>			
	Wdn. Serv.	Res. Mgmt.	Adm. Serv.	Comm. Off.
Fish and Wildlife Management	X	X	X	X
Hunting Safety	X	X		X
Recreational Vehicle Safety	X			X
Search and Rescue	X			X
Fish and Wildlife Consumption Health Risks		X		X
Wild Animal Related Human Health Risks	X	X		X
Public Access to Private Lands	X	X		X
Public Access to Public Waters		X		X
Habitat Acquisition and Management		X		X
Department Operations	X	X	X	X

**Note: Natural Resource Service Center supports all programs.

WORK PROGRAM PRIORITIES

1-6 are the most important core programs

1. **Fish and wildlife conservation** – includes assessment, planning, management and wise use of all fish and wildlife in Maine. These programs are partially (about 60%) federally funded. Impacts all of Maine’s public. Funds: Federal, License revenue/GF, Dedicated
2. **Fish and wildlife law enforcement** – the final arm of effective fish and wildlife management – ensures that effective management is achieved by balancing impacts of public use of resources. Impacts all resource users in the state. Funds: License revenue/GF, Federal, Dedicated
3. **Licensing/registration** – provides licenses and registration from all outdoor recreational users – allows IFW to know numbers of participants and gain revenues from some users of the resources. Funds: License revenue, Federal, Dedicated
4. **Propagation of fish** – provides additional angling opportunity where sustained pressure from public use has otherwise reduced the opportunity or where habitat is not sufficient to support a fishery. Impacts all anglers. Funds: License revenue, Federal
5. **Facilities/engineering** – with 9 hatcheries, 8 regional offices, over 70 dams, and many other buildings, this group is essential to keep our necessary facilities together. Funds: License revenue/GF, Dedicated
6. **Conservation education** – the future of conservation ethic and appreciation in Maine. Impacts all publics that IFW can target with information about needs and values of conservation. Funds: License revenue, Dedicated
7. **Landowner relations** – coordinates use and issues of private lands by Maine’s recreational users. Impacts landowners with issues and future use of private lands by public. Funds: License revenue/GF, Dedicated
8. **Land acquisition** – permanent conservation of lands for public use and habitat for the future. This program is self-funded – both acquisition and management of lands is done with dedicated and/or federal and private funds. Impacts the future conservation of Maine. (channeled over \$100 million in federal and private funds into projects over 950,000 acres in last 12 years). Funds, LMF, Federal, Dedicated, Private
9. **Boat access** - some funds from DOC are used to match federal funds to acquire and develop sites primarily for Maine’s boating and angling public. Impacts all boaters and anglers. Funds: Dedicated, Federal
10. **Search and rescue** – searches by Warden Service for any member of the public lost in Maine’s woods and waters. Impacts all lost persons and their loved ones. Funds: GF
11. **Hunting (archery, trapping, gun) safety** – Known as ‘Hunter Safety’, this program trains all new resource users in safety and conservation ethics. Has greatly helped reduce the incidents of hunter accidents of all kinds in the past few decades. Impacts all hunters and trappers. Funds: Federal
12. **Snowmobile/ATV/Boat safety** – program to train users of motorized sporting equipment to operate safely and within the law. Impacts all new users and makes all outdoor users more safe by having new users operate their machines in a safer fashion. Program is paid from dedicated funds from registration fees and federal funds. Funds: Dedicated, Federal
13. **Environmental permitting** – provides analyses for DEP and LURC as well as federal processes on the impacts of proposed projects on fish and wildlife resources of the state.

- Impacts all of Maine's public – from the person proposing a project to the citizens that demand conservation of fish and wildlife (i.e. Plum Creek, windpower, LNG). Funds: License revenue/GF
14. **Public outreach** – outreach efforts to keep the public informed about IFW activities – includes press, trade shows, events, etc. Impacts those people wanting to know what IFW is working on. Funds: License revenue/GF, Dedicated
 15. **Guides licensing** – testing and licensing of all types of guides for professional standards. Impacts licensed guides and public that wish to hire guides. Could be handled by another professional licensing agency. Funds: License revenue/GF
 16. **Fish and wildlife possession** – assessment and permitting of possession of any fish and wildlife for any reason, including exotics. Important to restrict because of the extreme danger of environmental damage to Maine from unrestricted use of, especially, exotic species can live and propagate in the state. Impacts public involved in the pet trade, those desiring exotic pets, and certain agricultural activities that want biological control agents (i.e. forestry use of beetles). Funds: License revenue/GF
 17. **Taxidermy** – licenses people engaged in taxidermy that may have many animals in their possession. Could be handled by another professional licensing agency. Funds: License revenue/GF
 18. **Whitewater management** – management of the whitewater rafting industry, including safety and spacing allocations along the major rivers. Could be handled by another professional licensing agency. Impacts the whitewater rafting companies. Funds: Dedicated, License revenue/GF
 19. **Public Health/Animal Diseases** – IFW coordination with Public Health on issues like rabies, Lyme disease, and West Nile Virus. Impacts various wildlife conservation issues and policies for public health. Funds: License revenue/GF
 20. **Special & miscellaneous permits** – includes permits for bass fishing tournaments, snowmobile races, fishing derbies, etc. Impacts public where these events take place, as the permits usually contain conditions that govern the behavior, timing, and conduct of the event. Funds: License revenue/GF, Federal
 21. **Animal damage control** – all activities related to the negative interactions of wildlife with the public, from squirrels in the attic to bears in oat fields and beehives. Impacts all public, especially in the rural interface (most of the state), as IFW would no longer respond to any calls for help with problems. Some areas have developed a private sector ADC business to help the public for pay. Funds: License revenue/GF

DEPARTMENT OF INLAND FISHERIES AND WILDLIFE (09-137)

AGENDA OF PROPOSED REGULATIONS

SEPTEMBER 1, 2007 – OCTOBER 1, 2008

AGENCY UMBRELLA-UNIT NUMBER: 09-137

AGENCY NAME: DEPARTMENT OF INLAND FISHERIES AND WILDLIFE

AGENCY CONTACT: Andrea Erskine, Department of Inland Fisheries & Wildlife, Commissioner's Office, #41 State House Station, 284 State Street, Augusta, ME 04333-0041; telephone: 287-5201.

EMERGENCY RULES: As necessary.

INTENT: It is the intent of the Department of Inland Fisheries and Wildlife to adopt and amend reasonable regulations as necessary to ensure that all species of inland fish and wildlife are perpetuated to be used now and for the foreseeable future; and also to repeal regulations that are deemed no longer necessary for the protection, enhancement and continued use of these resources.

STATUTORY AUTHORITY: 12 MRSA, Section 10104, subsection 1 states: "The Commissioner may, with the advice and consent of the Advisory Council and in conformity with the Administrative Procedures Act, Title 5, Part 18, and except as otherwise provided, adopt, amend and repeal reasonable regulations, including emergency regulations, necessary for the proper administration, implementation, enforcement and interpretation of any provision of the law that the commissioner is charged with the duty of administering. These rules duly adopted have the full force and effect of law and are effective upon filing with the Secretary of State, unless a later date is required by statute or specified in the rule." The provisions of the law that he is charged with the duty of administering are Title 12 MRSA Chapters 901 to 939.

PURPOSE OF THE REGULATIONS: The purpose of any proposed regulation regarding fish and wildlife is to provide for the fullest level of use of the resource without adversely affecting species distribution and abundance. In order to have an organized and systematic way of accomplishing this goal, Species Management Plans were developed, and updated at five-year intervals, for all major fish and wildlife species or species groups. All proposed regulation changes will be based on the adopted goals and objectives for a particular species or species group. Species management goals and objectives are developed with input from representatives of the public from various geographic areas of the state, biological staff and members of Warden Service, and are presented to the Commissioner and his Advisory Council for adoption. Regulations regarding recreational vehicle use are adopted to provide for the use, to the fullest extent possible, of such vehicles (watercraft, airmobiles, snowmobiles and all-terrain vehicles), without adversely affecting the resource and the safety and welfare of persons and property; and administrative regulations are promulgated for the purpose of setting forth reasonable criteria for the proper licensing, registering and tagging, and training requirements specified by law for the safety and welfare of the resource and citizens of the State.

POTENTIALLY BENEFITED PARTIES:

General public - residents and non-residents
The hunting, fishing, and trapping public
Sporting camp operators and others offering meals and lodging
Sportsmen's organizations
The boating and recreational vehicle owners and dealers
Private property owners
Commercial forest landowners

EMERGENCY RULES ADOPTED SINCE LAST AGENDA: None.

EXPECTED 2007-2008 RULE-MAKING ACTIVITY:

CHAPTER 4 -- GENERAL HUNTING/TRAPPING REGULATIONS: As needed throughout the year.

CHAPTER 4.02 -- MIGRATORY BIRD:

STATUTORY AUTHORITY: 12 MRSA Sections 10104, 11855

PURPOSE: Regulations regarding migratory game birds are governed by the United States Federal Migratory Bird Treaty Act, Public Law, July 3, 1918, Chapter 128, as amended or by regulations promulgated by the Commissioner in conformity with the Maine Administrative Procedures Act, Title 5, Part 18, except section 8052, subsection 3 of that Act (waives the requirement of a 10-day comment period after hearing). The Commissioner may adopt regulations which are more restrictive, but not less restrictive, than those set forth in the Federal Guidelines.

EARLY SEASON (woodcock, sea ducks, etc.) - July

LATE SEASON (ducks, geese, etc.) - August

OTHER RESTRICTIONS (steel shot, etc.) - May or June

CHAPTER 4.01 -- FURBEARING ANIMALS (EXCEPT BEAVER)

STATUTORY AUTHORITY: 12 MRSA Section 10104

PURPOSE: To establish season dates, limits, methods, etc. - March - July if necessary.

CHAPTER 4.01 -- BEAVER TRAPPING:

STATUTORY AUTHORITY: 12 MRSA Section 10104

PURPOSE: To establish season dates and open and closed areas - September.

CHAPTER 4.01 -- UPLAND GAME AND FURBEARING ANIMALS:

STATUTORY AUTHORITY: 12 MRSA Section 10104

PURPOSE: To establish season dates and open and closed areas - March - July if necessary.

CHAPTER 4.06 -- TURKEY HUNTING:

STATUTORY AUTHORITY: 12 MRSA Sections 10104, 11701

PURPOSE: To establish season dates, permit numbers, areas, restrictions, etc. - October.

CHAPTER 4.05 -- MOOSE HUNTING:

STATUTORY AUTHORITY: 12 MRSA Sections 10104, 11552

PURPOSE: To establish season dates, areas, restrictions, permit numbers, etc. - December.

CHAPTER 4.03 -- DEER HUNTING:

STATUTORY AUTHORITY: 12 MRSA Sections 10104, 11401

PURPOSE: To establish season dates and open and closed areas Season dates - December;
Antlerless deer protection zones, etc.

ANTICIPATED SCHEDULE: March-May.

CHAPTER 4.04 -- BEAR HUNTING/TRAPPING REGULATIONS:

STATUTORY AUTHORITY: 12 MRSA Sections 10104, 11251, 12260

PURPOSE: To establish season dates, restrictions

ANTICIPATED SCHEDULE: January.

CHAPTER 4.08 -- FALCONRY REGULATIONS:

STATUTORY AUTHORITY: 12 MRSA Sections 10104, 11159

PURPOSE: To establish license requirements, classifications, facility and equipment standards,
taking restrictions, marking restrictions, etc.

ANTICIPATED SCHEDULE: October/November.

CHAPTER 4.10 -- SNAPPING TURTLES

STATUTORY AUTHORITY: 12 MRSA Section 12159

PURPOSE: Establish fees; season dates and daily/possession/size limits; reporting requirements;
harvest methods, confinement and disposal.

ANTICIPATED SCHEDULE: Throughout the year as necessary.

CHAPTER 4.11 -- REGISTRATION AND TAGGING OF BIG GAME AND FURBEARING ANIMALS:

STATUTORY AUTHORITY: 12 MRSA Sections 10104, 12301

PURPOSE: Establishment and operation standards for big game registration agents and fur tagging
agents.

ANTICIPATED SCHEDULE: July.

CHAPTER 25 -- LEASHED TRACKING DOG LICENSE RULES:

STATUTORY AUTHORITY: 12 MRSA Sections 10104

PURPOSE: Eligibility, testing, etc.

ANTICIPATED SCHEDULE: Throughout the year as necessary.

CHAPTER 6 -- SCIENTIFIC COLLECTION OF FISH AND/OR WILDLIFE:

STATUTORY AUTHORITY: 12 MRSA Sections 10104, 12704

PURPOSE: To establish an application process for permitting the collection of fish and or wildlife
for scientific purposes as well as reporting requirements, restrictions, etc.

ANTICIPATED SCHEDULE: Throughout the year as necessary.

CHAPTER 4.12 -- FIELD TRIALS:

STATUTORY AUTHORITY: 12 MRSA Sections 10104, 12054, 12055

PURPOSE: Establish notification requirements for conducting raccoon dog field trials, restrictions and penalties.

ANTICIPATED SCHEDULE: Throughout the year as necessary.

CHAPTER 7 -- RULES PERTAINING TO WILD ANIMALS IN CAPTIVITY:

STATUTORY AUTHORITY: 12 MRSA Sections 10104, 12152.

PURPOSE: To ensure that all wildlife possessed under the following permits receive human treatment and property husbandry and security and to safeguard the interests of the wildlife and citizens of the State.

Wildlife Exhibit Regulations: Food and water requirements; health conditions, safety, comfort, sanitation, etc.

Propagator's permit: Possession, care and use .

Wildlife Rehabilitation: Food and shelter requirements, disposition of rehabilitated animals, inspections, etc.

Wildlife Importation: Permitting standards, criteria, application process.

General Possession:

ANTICIPATED SCHEDULE: Throughout the year as necessary.

CHAPTER 18 -- STATE GAME FARM (MAINE WILDLIFE PARK):

STATUTORY AUTHORITY: 12 MRSA Sections 10104

PURPOSE: Establish restrictions on the use of the area designated as "state game farm", also known as "The Wildlife Park".

ANTICIPATED SCHEDULE: Throughout the year as necessary.

CHAPTER 20 -- TAXIDERMMY:

STATUTORY AUTHORITY: 12 MRSA Sections 10104, 12952

PURPOSE: Establish license classifications, eligibility, examinations and restrictions.

ANTICIPATED SCHEDULE: Throughout the year as necessary.

CHAPTER 21 -- HUNTING AND FISHING LICENSE AGENTS:

STATUTORY AUTHORITY: 12 MRSA SEctions 10104, 10801

PURPOSE: Appointment of agents, application form and issuance, selection and operation standards, reporting requirements, etc.

ANTICIPATED SCHEDULE: Throughout the year as necessary.

CHAPTER 12 -- ALL-TERRAIN VEHICLES:

STATUTORY AUTHORITY: 12 MRSA Sections 10104, 7854

PURPOSE: Registration, safety, etc.

ANTICIPATED SCHEDULE: Throughout the year as necessary.

CHAPTER 5 -- REGULATIONS PERTAINING TO THE USE OF WILDLIFE MANAGEMENT AREAS AND PUBLIC USE FACILITIES:

STATUTORY AUTHORITY: 12 MRSA Sections 10104, 12701

PURPOSE: Establish regulations regarding hunting, fishing, trapping or other public uses of any wildlife management area, sanctuary, or department owned or maintained sites provided public access to inland or coastal waters.

ANTICIPATED SCHEDULE: Throughout the year as necessary.

CHAPTER 8 -- ENDANGERED/THREATENED SPECIES REGULATIONS:

STATUTORY AUTHORITY: 12 MRSA Sections 10104, 12802

PURPOSE: Qualifications for consideration for listing species as endangered or threatened; review of listed species; designation of habitat as essential for those species designation criteria, protection guidelines, etc.

ANTICIPATED SCHEDULE: Throughout the year as necessary.

CHAPTER 10 -- SIGNIFICANT HABITAT DESIGNATIONS:

STATUTORY AUTHORITY: 12 MRSA Section 10104

PURPOSE: Definitions of significant wildlife habitat as described in Title 38

ANTICIPATED SCHEDULE: Throughout the year as necessary.

CHAPTER 1 -- OPEN WATER AND ICE FISHING REGULATIONS:

STATUTORY AUTHORITY: 12 MRSA Sections 10104, 12452

PURPOSE: To provide for season dates, daily bag and possession limits, size limits, etc. for open water and ice fishing.

ANTICIPATED SCHEDULE: Fishing regulations are promulgated and published on an annual basis as follows.

Ice Fishing and Open Water: July - October (or as necessary).

CHAPTER 2 -- RULES PERTAINING TO FISHING DERBIES AND TOURNAMENTS:

STATUTORY AUTHORITY: 12 MRSA Sections 10104, 12504, 12505

PURPOSE: Establish application procedures, restrictions, and requirements for fishing derbies and tournaments.

ANTICIPATED SCHEDULE: Throughout the year as necessary.

CHAPTER 2 -- RULES PERTAINING TO FISHERY MANAGEMENT AND FISH CULTURE:

STATUTORY AUTHORITY: 12 MRSA Sections 10104, 12751, 12754

PURPOSE: Designate waters for use in fish culture and scientific research; establish rules for the taking of alewives, eels, suckers and yellow perch and regulations pertaining to commercially grown or imported fish.

ANTICIPATED SCHEDULE: Throughout the year as necessary.

CHAPTER 13.08 -- WATERCRAFT REGULATIONS:

STATUTORY AUTHORITY: Horsepower limitations on various bodies of water are governed by 12 MRSA, Section 13051, subsection 5

PURPOSE: Establish horsepower limitations to insure the safety of persons and property (may be adopted only as a result of a petition from 25 citizens or the municipal officers of the towns/county commissioners of unorganized townships in which the waters are located).

ANTICIPATED SCHEDULE: Considered throughout the year as petitions are received- effective date to coincide with publication of the open water fishing regulations, if possible.

CHAPTER 13 -- MISCELLANEOUS WATERCRAFT REGULATIONS:

STATUTORY AUTHORITY: 12 MRSA Sections 10104, 13051

PURPOSE: Establish, registration procedures; accident reporting requirements; safety equipment on motorboats and other watercraft; water-skiing restrictions and operation rules between watercraft on internal waters.

ANTICIPATED SCHEDULE: None contemplated - throughout the year as necessary.

CHAPTER 14 -- COMMERCIAL WHITEWATER RAFTING:

STATUTORY AUTHORITY: 12 MRSA Sections 10104, 12,909, 12910, 12913

PURPOSE: Establish regulations for whitewater personnel requirements; safety equipment requirements; craft specifications; allocations and order of launch.

ANTICIPATED SCHEDULE: March/April as necessary.

CHAPTER 9 -- GENERAL SNOWMOBILE REGULATIONS:

STATUTORY AUTHORITY: 12 MRSA Sections 10104

PURPOSE: Establish display requirements for registration numbers and stickers, and content of snowmobile registration.

ANTICIPATED SCHEDULE: September/October.

CHAPTER 25 (09-585) -- MAINE OUTDOOR HERITAGE FUND BOARD:

STATUTORY AUTHORITY: 12 MRSA Section 10301

PURPOSE: Schedule for grants; strategic plan, etc.

ANTICIPATED SCHEDULE: Throughout the year as necessary.

CHAPTER 23 -- CAMP TRIP LEADER REGULATIONS:

STATUTORY AUTHORITY: 12 MRSA Sections 10104, 12860

PURPOSE: Application procedures, etc.

ANTICIPATED SCHEDULE: Throughout the year as necessary.

CHAPTER 24 -- GUIDE LICENSE REGULATIONS:

STATUTORY AUTHORITY: 12 MRSA Sections 10104, 12851

PURPOSE: Establish prerequisites for applicants to be examined for guide's licenses; establish classifications; examination process, standards of competency, etc.

ANTICIPATED SCHEDULE: Throughout the year as necessary.

CHAPTER 19 -- OPERATION OF MOTOR VEHICLES ON PUBLIC WATER SUPPLY:

STATUTORY AUTHORITY: 12 MRSA Section 10104 and 22 MRSA Section 2649

PURPOSE: Restrict motor vehicles on the ice on public water supplies.

ANTICIPATED SCHEDULE: As petitioned.

MISCELLANEOUS REGULATIONS: Other regulations necessary for the proper administration, implementation, enforcement and interpretation of 12 MRSA, Chapters 901 to 939 - None contemplated at this time - Throughout the year as necessary.

PROGRESS AND ACCOMPLISHMENTS

Fish and Wildlife Management - Long range management plans have been developed for most major species and are used to guide program initiatives for these species. These plans cover 14 wildlife game species, which include numerous waterfowl species, and 12 sport fish species, as well as recovery programs for 12 threatened and endangered species. Progress towards established management goals and objectives covered by these plans is summarized in Planning for Maine's Inland Fish and Wildlife, 1996-2001, Volume I Wildlife, Part 2, and Volume 11, Inland Fisheries, Part 2, Species Assessments and Strategic Plan Updates.

Management goals and objectives for big game wildlife (white-tailed deer, black bear, and moose) are generally on target, except for deer in northern and eastern sections of the state where habitat quality, predation, and other factors are thought to be impacting our ability to attain deer management objectives. The management of deer in these areas is being reviewed by a public working group, and recommendations will be formulated regarding future management opportunities, needs, and objectives.

The management of small game, such as snowshoe hare, ruffed grouse, woodcock, and waterfowl, is generally limited to regulating season and daily bag limits within the framework of Maine's Inland Fisheries and Wildlife Laws. Long term population trends are being driven by the reversion of agricultural land to forest and by forest management practices. Changes in the amount and quality of wetlands have a direct impact on waterfowl populations. In some areas having ideal habitat conditions good small game hunting can be found. But, significant year-to-year natural fluctuations in the abundance of these species occur in response to weather conditions which affect survival and reproductive success. Federal restrictions on the timing and length of the season on woodcock have greatly reduced the opportunity to hunt this species in Maine, while recent additions to the federal framework for waterfowl hunting has resulted in a significant increase in waterfowl hunting opportunity. Since there is little the Department can do with existing resources to significantly affect the availability of quality habitat for upland game species, management focuses on the maintenance of sustainable harvest levels. While the same is true for waterfowl, the Department is focusing a great deal of attention on the acquisition and management of wetlands and sea bird nesting islands which are vital to the conservation of these species.

Furbearer populations are similarly affected by land use and the associated habitat qualities. Management is focused on the maintenance of sustainable harvest levels. Fluctuating fur prices and trapping pressure can, however, have a significant impact on the abundance of individual species. In recent years, fur prices have been relatively low and species such as the raccoon and beaver have reached nuisance levels in many areas. The raccoon and fox have also been impacted by distemper, rabies, and other disease outbreaks which may have affected their abundance in many localities. Research on the suitability of the habitat for marten, fisher, and other highly valued furbearers is being used to develop forest management guidelines for use by private landowners. At the same time, cooperative animal damage control programs have been initiated to reduce the impact of beaver on private landowners. Programs designed to support the recovery of threatened or endangered species are working well to stabilize factors that adversely

affect and promote their recovery. Assessments are being carried out on a number of other non-game wildlife species.

Progress towards improving the quality (catch rates, quantity, and size) of fishing is generally on target with established objectives. These programs were evaluated in 2001 and management programs are being modified to achieve new goals and objectives with public input. New objectives focus on catch rates, and products, rather than harvest rates because of the trend towards catch and release. The catch is generally increasing, while the actual harvest (keeping of fish) is declining. Although the general philosophy of managing for size quality has been emphasized in recent regulation initiatives, the geographic distribution of diverse fishing opportunities needs to be formulated in the future.

A second and very important part of the Department's fisheries management involves the culture and stocking of over 1 million trout, salmon, and togue annually in over 700 waters. These fish supplement natural reproduction and are vital to sustaining the availability of these sport fish to the angler. In order to improve the program, new strains of brook trout and lake trout are being developed from wild populations. The development of these brood stocks, coupled with continuously improved stocking techniques, should continue to increase the survival of stocked fish. Fish culture facilities are being assessed, and maintenance and improvement projects implemented using both Department resources and the highly successful "Adopt A Hatchery" program, in which major corporations participate in the support of these facilities. Long range needs are also being assessed and plans formulated that will support the production of up to 1.4 million fish annually.

Hunter Safety - The purpose of the Maine Hunter Education program is to provide training for hunters and trappers to develop the skills, knowledge, and attitudes necessary to be responsible participants in these activities. The education program provides training in the safe and proper use of hunting and trapping equipment and when appropriate, demonstration of that knowledge. Instruction is provided in wildlife management principles, knowledge of wildlife resources and proper identification of wildlife. Currently the firearms and bow hunter education programs conform to national standards adopted by the International Hunter Education Association. The curriculum includes outdoors ethics and hunter responsibility and trapper education is currently being revised to conform to the education standards adopted by the Association of Fish & Wildlife Agencies. A new five year plan was completed, and will result in expanded programs, increased technology, and a greater emphasis on outdoor ethics.

During both the 2006 and 2007 seasons, 11 incidents of injured hunters were reported to and investigated by the Maine Warden Service each year. This level does exceed the 2001-2005 average of 8 per year but is in line with the average of 1996 – 2000. The 2007 incidents resulted in minor injuries to the hunting parties and there were not any fatalities associated to the sport.

Recreational Vehicle Safety -The Recreational Safety Division currently offers safety training for ATVs, snowmobiles and watercraft. The ATV safety program is the only one of the three programs that is mandatory by law. The ATV safety program has provided safety instruction to an average of 1,487 students per year since 2001. Since 1985, a total of 19,737 students have attended the ATV safety training.

Both 2006 and 2007 saw a reduction in the reported number of incidents and personal injury related to ATV operation. 2006 saw 246 incidents with 284 reported injuries while 2007 saw 213 incidents with 254 injuries. When compared to the five year average of 303 incidents and 328 injuries and the highs from the 2004 reports of 332 incidents and 362 injuries, this shows considerable reduction in crashes and injuries in this sport. Factors that likely have contributed to this reduction are increased law enforcement by multiple agencies, increased education efforts, club development and increased approved trails.

The snowmobile safety training course that is currently offered is not a mandatory program, therefore attendance at the classes is low and in some cases classes have had to be canceled. The average number of students attending snowmobile safety classes since 2001 has been 622 per year. A total of 20,482 students have attended snowmobile classes since the beginning of the program. With the increase in interest in snowmobile safety the Department is working closely with the Maine Snowmobile Association to increase the number of people involved in the program.

117 incidents and 92 injuries were reported in the winter of 2006 and 172 incidents and 155 injuries occurred in the winter of 2007. These are notable decreases from the five year average of 320 incidents and 227 injuries. Fatalities occurring in the last two seasons were 6 and 7 respectively compared to the average of 11 in the previous five seasons.

The watercraft safety program is a non-mandatory program and has also experienced the same problems with enrollment as the snowmobile safety classes. The number of classes offered has remained consistent or in some cases are increasing, but individuals do not choose to attend or are not required to attend by law. The average yearly attendance since 2001 has been 329 students, with a total since the program began of 5,910. The Recreational Safety Division is currently working with the Coast Guard Auxiliary and the Power Squadrons to bring the various programs being offered into a central data base.

The Recreational Safety Division has recently computerized data related to recreational vehicle safety courses and accidents. With an increased emphasis on recreational safety, the Division is reviewing all programs in anticipation of an increase in course request.

Search and Rescue - Maine's search and rescue effort entered the modern age in 1980 when a group of Maine Wardens attended the National Association of Search and Rescue's Managing the Search Function Course. In the same year, the Department of Inland Fisheries and Wildlife was given statutory responsibility for SAR in the state of Maine. At that time Warden Service had the money to purchase a command post, equipment and pay for training. Additionally, the understanding was that the Legislature would reimburse the Department for SAR expenses.

Since 1980, the Maine Warden Service has searched for or rescued an average of 260 people a year. In fiscal year 2003 a detailed analysis of time records, direct costs and administrative costs showed a total expenditure of \$592,667 for Search and Rescue efforts. We believe that this is typical for the last five years. In addition to these agency costs, the volunteer search and rescue units which comprise the Maine Association of Search and Rescue (MASAR) have provided thousands of volunteer hours at SAR incidents. Wardens and MASAR members also give numerous preventative

search and rescue courses to children and other outdoor groups. The Warden Service Recreational Safety Division provides a great deal of preventative instruction in all its Outdoor Safety Programs, and has probably contributed to the drop in lost person incidents from approximately 300 a year in 1980 to the current 200 a year.

Trained wardens plan and supervise searches for lost persons in Maine. Training in search planning has allowed wardens to respond quickly and effectively to lost person incidents. The quicker they respond, plan and start the search, the more likely the victim will be found unharmed. At the larger searches, civilian volunteers provide the bulk of the ground search manpower, as well as do most of the technical or high angle rescue in Maine. The ability to call on and supervise hundreds of trained and untrained volunteers at searches makes Warden Service unique among law enforcement agencies in Maine. No other agency does this or has this capability.

The National Association for Search and Rescue (NASAR) has set the standard for SAR in the United States by providing training in SAR at all levels from supervisors to ground searchers. Since taking the NASAR Managing the Search Function course in 1980 and establishing an effective search organization, Maine has been recognized as a leader in SAR in the country. Training in SAR has continued, in part because of funding from the Outdoor Heritage Fund, with a number of wardens attending NASAR sponsored courses over the past year. In addition, the Warden Service now has several wardens who have qualified to be NASAR instructors. This will now allow Warden Service to train its own people using the NASAR courses.

Increased efficiency in locating and rescuing lost persons will provide more time for resource related law enforcement, save lives and SAR costs, and provide greater service to the people of Maine.

Fish and Wildlife Consumption Health Risks -The Department has been participating in an interagency initiative to identify health risks associated with the consumption of fish and initiate actions to reduce the threat to human health. The Department of Human Services, Bureau of Health, the Department of Environmental Protection, Department of Inland Fisheries and Wildlife, and Department of Marine Resources have formed three committees to work on this issue. They include a Policy Committee made up of the agency Commissioners, a Technical Committee made up of key agency technical staff, and a Public Relations Committee made up of the key agency public information specialists. This work has resulted in the development of "official" state fish health consumption advisories and the transfer of this information to the media and appropriate target groups.

Wild Animal Related Human Health Risks -The Department has been participating in interagency initiatives to reduce the threat to human health from Rabies and Lyme disease. The interagency Rabies Work Group is chaired by the State Epidemiologist and includes representatives from many state agencies and municipal authorities. The committee has established protocols and procedures regarding the response to rabies epidemics and identified areas which need to be addressed and resolved. The Department has also been coordinating the pre-exposure immunization of Department staff and other high risk groups such as ADC cooperators,

trappers, and municipal animal control officers. The Department has cooperated with the Maine Medical Center to explore ways of minimizing the impact of Lyme Disease by oral immunization of deer and other mammal carriers. This research was carried out on Monhegan Island where a large deer population was contributing to a high incidence of Lyme disease among the island residents and visitors. This approach did not provide an effective way of addressing the problem, and the Department cooperated with the town with the removal of a significant portion of the deer on the island. The Department has also been disseminating information regarding the disease and preventative measures.

Wildlife Motor Vehicle Collisions –Moose/deer motor vehicle collision records are compiled for both population trend assessment and accident prevention planning. Department staff work with regional DOT staff to identify high risk areas and take appropriate actions. Areas with high deer populations due to firearm discharge ordinances are being identified and proposals developed for special hunting seasons.

Public Access to Private Lands - The Department's Landowner Relations Program primary goal is to develop more access and enhance current access to private property. The outdoor recreation industry is a vital part of the Maine economy and way of life. The primary goal can be achieved through the education of landowners and land users. Landowners need to have their property and their rights protected and respected. Land users must become more respectful for private property and landowners rights. More cooperation between land users and landowners will help achieve more access.

ASK FIRST, which the Landowner Relations Program promotes, is one example of how the Department is encouraging land users to respect and cooperate with landowners. Production and distributions of informational brochures and posters, printing of articles in newspapers, and magazines, and inclusion of landowner related laws in all Department lawbooks are additional methods being utilized to educate land users and landowners.

The scope and goals of the landowner relations program are somewhat restricted due to available funding. Current program goals are being met. However, the program needs to expand which will require additional funding.

Public Access to Public Waters - Public waters with important fisheries values that have no legal public access, likely to lose existing public access, or with inadequate public access are identified and prioritized. Opportunities to obtain public access to these waters are aggressively explored. Candidate sites are assessed and appropriate sites acquired. Since 1990, an average of 6 sites per year have been acquired, and one site fully developed per year.

Acquisition and Management of Fish and Wildlife Habitat - The Department currently owns approximately 130,000 acres of upland, inland wetland, coastal salt marsh, riparian strips along major rivers, and over 250 coastal islands. Recent acquisitions have been made possible through the Land For Maine's Future Fund, National Wetlands Conservation Act Funds, Federal Coastal Wetlands Grants, National Fish and Wildlife Foundation Grants, Federal Aid to Wildlife Restoration, Outdoor Heritage Fund, Duck Stamps, and Loon Plate funds.

Department Operations - A number of actions have been taken to improve the efficiency and effectiveness of internal operations. These include:

- MOSES
- Warden Service automation
- On-line capabilities for applications for moose and any-deer lotteries
- On-line registration
- Hatchery production computerized (by species, body of water, year)

PERSONNEL AND ORGANIZATIONAL STRUCTURE

Authorized Staffing

The Department has a total of 320 positions throughout the State.

- 7 Office of the Commissioner
- 17 Administrative Services
- 23 Licensing and Registration
- 54 Bureau of Resource Management Wildlife Division
- 61 Fisheries and Hatcheries
- 132 Warden Service
- 13 Recreational Safety
- 12 Public Information Visitors Center

The detailed organization structure and associated job classifications for each administrative unit of the Department are in Appendix A.

FACILITIES AND LANDS

In addition to the main office in Augusta (which is leased), there are 7 regional offices (Gray, Sidney, Machias, Strong, Greenville, Enfield and Ashland), and a leased facility in Bangor that houses a Warden Division and the Fisheries and Wildlife Research offices. In addition there are numerous outlying facilities, most of which are owned, but in all cases are the full responsibility of the Department. They include:

- 9 fish culture stations
- 130,000 acres of wildlife management areas in 140 properties, including over 250 seabird nesting islands.
- 37 wildlife sanctuaries.
- 222 buildings, structures, housing units, remote camps, etc.
- Gray Visitors' Center and Wildlife Park facility.
- Swan Island historic site (Steven Powell Wildlife Management Area), in Richmond, which includes several historic buildings that are maintained by the Department.
- Frye Mountain Management Area in Morrill including a 5 bay storage barn
- 59 dams and 113 fish ways, (some of which we do not own but have responsibility for), including Atlantic Salmon Commission facilities.

- 2 float plane hangers
- Governor Hill (Augusta) complex including a fish pathology laboratory, engineering building and storage buildings.
- 117 (to date) aquatic access sites
- 50 miles of access roads/ 18 bridges/numerous culverts.

COMPLIANCE WITH FEDERAL AND STATE HEALTH AND SAFETY LAWS

The Department has adopted policies regarding compliance with Federal and State health and safety laws. These policies are included in Appendix B.

PUBLIC FILINGS

List of reports that are required to be filed by the public with the Department:

- **Scientific Collectors Permit**; Title 12, Section 12704, 12751; annual report required; received 244 in 2006 and 247 in 2007; anticipate 250 in 2008
- **Falconry Permit**; Title 12, Section 11159; annual report required; received 20 in 2006 and 20 in 2007; anticipate 22 in 2008
- **Wildlife Rehabilitation**; Title 12, section 12152; annual report required; received 78 in 2006 and 68 in 2007; anticipate 68 in 2008
- **Lamprey Eel Permit**; Title 12, Section 12152; annual report required; received 1 in 2006 and 2 in 2007; anticipate 2 in 2008
- **Alewife**; Title 12 (repealed 2007); annual report required; received 19 in 2006 and 7 in 2007; anticipate 0 in 2008 – program was transferred to Dept of Marine Resources
- **Smelt Wholesaler**; Title 12, Section 12551; annual report required; received 188 in 2007 (first year of requirement); anticipate 120 in 2008
- **Snowshoe Hare Trapping Permit**; Title 12, Section 11952; annual report required; received 22 in 2006 and 25 in 2007; anticipate 25 in 2008

PROTECTION OF PERSONAL INFORMATION

The Department collects personal information as part of license, registration and lottery applications and law enforcement activities. This information is protected by statute and policy. Social security numbers are protected by Title 1 M.R.S.A. and law enforcement information is protected by Title 5 M.R.S.A.

CONSTITUENCIES AND AGENCIES ENGAGED BY THE DEPARTMENT

See Appendix A.

ALTERNATE DELIVERY OF SERVICES AND EFFICIENCY EFFORTS

Over the last 5 years the Department has steadily improved delivery of programs to the public at a reduced cost by streamlining programs, automating licensing and registration processes and providing more complete information to the public. The following are some examples of the efforts the Department has taken to become more efficient:

The Commissioner's Disabled Hunter, Trapper and Angler Advisory Committee, established by the Legislature to approve/issue special accommodation permits to persons with permanent physical disabilities to engage in hunting, fishing and trapping, began issuing lifetime permits rather than requiring annual review/renewal. Streamlining this process has been great for not only the permit holders, saving them time and money, but has saved this Department staff time and money as well.

The Maine Warden Service has implemented the following efficiencies:

- Downsized from 5 Divisions in 5 headquarters to 2 Divisions with Lieutenants in Augusta. This was not effective for span of control. We restructured in 2007 to 3 Divisions and 3 Lieutenants in appropriately-located offices.
- Automation of the bureau starting in September 2006.
 - E-mail communication
 - RMS by partnering with other State law enforcement
 - Activity reporting
 - TAMS
- Downsized Central Fleet Management vehicles from ¾ ton pick-ups to ½ ton pick-ups and smaller vehicles for administration staff.
- Administration of all specialty teams under one Lieutenant in Augusta.
- Utilization of conference calling for Command Staff.
- Reduced Supervisory meetings from monthly to quarterly.
- Reduced number of "All-Warden meetings" to 1 per year.
- Secured outside resources and funding for some of our equipment needs.

The Bureau of Resource Management has implemented the following initiatives (in no order of priority):

- On-line publishing of information - trapping, management reports, lynx information, etc.
- Statewide plan (Maine Wildlife Action Plan) with extensive public input that prioritizes species management activities for all Maine fish and wildlife.
- Environmental permitting streamlined by putting all environmental data on the web - allowing towns, consultants, applicants to search the area of their project to determine whether there are fish and wildlife issues.
- Integrated all nongame and game management - eliminates the need for a parallel division/organization as is present in many other states.

- Changed statistical analysis software to eliminate a \$25,000 software license fee.
- Developed on-line lotteries for moose and antlerless deer permits, thereby eliminating one data entry position due to less paper data entry.
- Installed round tank systems in several hatcheries to make fish rearing more efficient - less energy, less water, less effluent issues.
- Improved waste discharge treatment at hatcheries to improve downstream water quality.
- Developed an internal fish stocking database that allows tracking of all fish culture from initial order through final stocking - allows more efficient planning of numbers and pounds of fish at all facilities to improve forecasting feed and energy needs.
- Privatized Animal Damage Control efforts in many parts of the state - allowing IFW to funnel requests for help to private ADC businesses that charge the public for services.
- Developed a new self-funded lands management program with the U. S. Fish & Wildlife Service to better manage IF&W lands for habitat and public use - funded with sales of wood products from IF&W lands.

Our Licensing and Registration Division has made the following changes creating efficiencies in the issuance of licenses and permits:

- Online Any-Deer Permit Applications
- Online Moose Permit Applications
- Online Any-Deer Permit Transfers
- Online Hunting and Fishing licenses and permits
- MOSES system (online electronic sales of licenses and registrations by agents)
- ATV Registration Process Simplification
- Snowmobile Registration Process Simplification
- Lake & River Protection Sticker Process Simplification
- Shut down of BULL system (previous IF&W licensing system)
- Any-Deer Permit material change
- Turkey Permit Process Simplification
- Native American Hunting and Fishing License Simplification

Streamlining efforts within the Division of Public Information and Education's Merchandise and Marketing Programs include:

Dept. Logo Merchandise Program

- Reduced inventory management and consolidated branding/merchandise sales efforts of IF&W logo products on website. We have streamlined products offered and increased overall distribution by securing L.L. Bean, in a long term agreement, as a retail partner. IF&W receives \$2.00 per item on production and worldwide brand recognition for mission goals and objectives. We manage no inventory yet have increased product inventory, availability and brand distribution.
- L.L. Bean's Hunting and Fishing Store sales have exceeded 10,000 items sold in less than a year. Items are extensive and are featured at the front door of the retail store. Since the

original 10 month sales period L.L. Bean has sold an additional 8900 items in 3 months with the addition of IF&W items in their catalog and internet sales programs, and have put a full-page IF&W feature in 2008 Fishing Catalog. Tokyo L.L. Bean will be featuring IF&W items with an initial stock order of 3,000 items.

- In conjunction with the Division of Licensing and Registration's initiatives to move toward electronic licensing sales, we implemented an incentive program for license buyers to use the MOSES electronic licensing system. Rate of conversion from paper to e-purchasing doubled resulting in excellent cost savings. We followed up the hugely successful *2006 Classic Truck Giveaway Program* with a *Classic Rangeley Boat Giveaway* in 2007. This was a major success in moving paper license users into more efficient electronic purchasing using the Moses System.
- Eliminated all marginal in-state PR events and cut in-state event operational costs in half by incorporating the *Operation Game Thief* mobile display into the schedule formerly operated by our Outdoor Partner's Program trailer unit. This mobile information trailer unit was created to enhance Department public relations efforts. Unit formerly traveled to 60 plus in-state events, festivals and fairs communicating Department goals, missions and objectives with various brochures, posters and collateral. A newer unit was just added to replace this program featuring the *Operation Game Thief Program*, which is a function of a non-state agency non-profit, resulting in operational costs being reduced by 50%.
- Reduced the amount of print collateral necessary to communicate the Department's mission, goals and objectives by creating flash video capability and partnership with an outdoor media group, MyOutdoorTV.com, to feature an extensive IFW online video library to communicate our messages more effectively.
- Developed, executed a *Targeted User Group E-mail effort* to include user surveys, user specific *Landowner Relations and Operation Game Thief* messaging, and streaming Department video links via MyOutdoorTV.com partnership. This partnership and video streaming capability was at zero cost to the Department by using Maine IF&W as a pilot agency to promote *My Outdoor TV* efforts nationwide.
- Reduced demands on actual license dollars to fund out of state marketing functions from a budget of \$100,000 in 1999 to only \$16,000 in 2007, by supplementing lost funds with sales of Department Logo merchandise to actually exceed the amount of exposure above 1999 levels.
- Utilized media editorial rather than paid advertising by pursuing and operating media familiarization trips thus increasing total exposure and securing testimonial support rather than paid advertisement at a fraction of the cost.

EMERGING ISSUES

The Department continues to struggle to obtain sufficient funding to support the expectations of Maine's public that benefits from the conservation of fish and wildlife. In response to the strong demand for wildlife-related activities and particularly because of the significant economic contribution of those activities to the state's economy, Maine needs to provide greater financial support for wildlife programs. We need a commitment to an investment from a broad-based revenue source in our fish and wildlife industry, to keep it strong and competitive with other states through marketing and exemplary programs, and to provide continued public understanding, appreciation, and access to fish and wildlife for future generations.

The Department needs to secure a new headquarters building by June of 2009. The current lease expires at that time and any future headquarter space will cost significantly more than the per square foot cost of the current building. Planning work has already started and preliminary space needs have been defined. Additional funding and proposals for development must be identified by September of 2008.

Appendix A

Table 47. Summary of Historic and Current Coordination and Collaboration with Federal Agencies in Maine.

Coordination and Collaboration with FEDERAL Agencies	Dept. of Defense	Maine Military Bases	U.S. Army Corps of Engineers	Environmental Protection Agency	Federal Aviation Administration	Federal Energy Regulatory Commission	National Oceanic and Atmospheric Administration	National Marine Fisheries Service	National Park Service	Acadia National Park	U.S. Dept. of Agriculture	APHIS – Wildlife Services	APHIS – Veterinary Services	Natural Resources Conservation Service	U.S. Fish & Wildlife Service	Ecological Services Field Office	National Wildlife Refuge System	Gulf of Maine Project	USFWS, Region 5	U.S. Geological Survey / BRD	Maine Cooperative Fish & Wildlife Research Unit																				
Survey and Monitoring																																									
Ecoregional Surveys																																									
Fish and Wildlife Survey, Inventory, Evaluation, and Monitoring		X	X	X	X	X		D		D							P																								
Research		X	X	X		X		D		D							D	D	D	D																					
Population Management																																									
Animal Damage Control / Nuisance Wildlife		P		X	P			D		P		D	P				D	D	X	P																					
Environmental Review / HMAP		X	R	R	X			D		D							D	X	D	D																					
Oil Spill Planning and Response		X		P	X			R		X							P	P	P	D																					
Population Regulations – Federal								D									D	D	D	D																					
Population Regulations – Tribes								X									P			P																					
Population Regulations – Maine								P									R	R		P																					
Species Planning		X						R		X				X		R	R		R	X																					
Fish and Wildlife Disease and Parasite		X		X				D		P		D	P			D	D		D	D																					
Fish and Wildlife Permits (falconry, depredation, importation)		X				P										R																									
Fish and Wildlife Re-Introductions		X								X						R	X	X	X	X																					
Habitat Conservation																																									
Beginning with Habitat				P												D	R		R																						
Cooperative Habitat Management Agreements		X			X	X										D	D	X	X	D																					
Environmental Review / HMAP		X	R	D	X	P										D	P	D	D																						
Habitat Regulations – Federal		X	R	D	X	P		D								D	P	D	D	D																					
Habitat Regulations – Tribes			X	X	X			X									P	P		P																					
Habitat Regulations – Maine		X			X			P									P	P		P																					
Habitat Regulations – Municipal																D	P																								
Northern and Eastern Maine Landscaping Planning																	P	P	P																						
Oil Spill Planning and Response		X		X	X			P		X						P	P	P	P	P																					
Habitat Management – Federal Land / Waters		P						D		D						D	D	D	D	D																					
Habitat Management – Tribal Land / Waters								X								P	P	X	P	P																					
Habitat Management – State Land / Waters								P								P	P	X	X	X																					
Habitat Management – Private Land / Waters			X		P	X										D	D	R	X	X																					
Land Acquisition		X	X							X						R	D	R	D	D																					
Landowner Incentive Program [LIP]																R	X	P	R																						
Education and Outreach																																									
Fish and Wildlife Conservation Information and Education / Public Appearances			X					D		R		D		D		D	D	D	D																						
Level of Historic and Current Collaborative Efforts																																									
D = Daily		0	0	2	0	0	0	9	0	3	0	3	0	7	0	12	8	8	12	0	3	D																Total	67	30.59%	
R = regular: weekly, monthly		0	3	1	0	0	0	2	0	1	0	0	0	0	0	6	3	3	1	0	1	R																	Total	21	9.59%
P = Periodically: semi-annually, annually		2	0	2	3	2	0	4	0	2	0	0	2	0	0	10	9	4	8	0	11	P																	Total	59	26.94%
X = irregularly		14	6	6	8	4	0	3	0	5	0	0	0	1	0	1	4	6	4	0	10	X																	Total	72	32.88%
TOTAL		16	9	11	11	6		18		11		3	2	8		29	24	21	25																				Total	219	

Table 47. Summary of Historic and Current Coordination and Collaboration with Federal Agencies in Maine.

	D	R	P	X																
Federal	67	21	59	72		219														
State	105	33	74	71		283														
Local	10	20	28	25		83														
Tribes	0	44	36	12		92														
NGOs	2	52	141	30		225														
TOTAL	184	170	338	210		902														

Table 48. Summary of Historic and Current Coordination and Collaboration with State Agencies in Maine.

Coordination and Collaboration with STATE Agencies	Baxter State Park	Dept. of Agriculture	Atlantic Salmon Commission	Dept. of Conservation	Allagash Wilderness Waterway	Bureau of Parks & Lands	Land Use Regulation Commission	Maine Forest Service	Maine Geological Survey	Maine Natural Areas Program	Dept. of Inland Fisheries & Wildlife	Dept. of Environmental Protection	Dept. of Marine Resources	Dept. of Public Safety	Dept. of Transportation	State Planning Office / Executive Dept.	University of Maine System	Aquatic Biodiversity Project	Maine Colleges							
Survey and Monitoring																										
Ecoregional Surveys										D	D															
Fish and Wildlife Survey, Inventory, Evaluation, and Monitoring	P		D		X	P	P	R		P	D	P	D		P		D									
Research	P		D		X	X	X	X		P	D	X	D		X		D									
Population Management																										
Animal Damage Control / Nuisance Wildlife	R	R	D		R	D		P			D		D	D			X					X				
Environmental Review / HMAP			D				D	D			D	D	D				X					X				
Oil Spill Planning and Response			P				P				P	P	P			X										
Population Regulations – Federal			D								R	R	R				X				X					
Population Regulations – Tribes			P								P	P	P				X				X					
Population Regulations – Maine	X		D		X	P					D	D	D	R			X				X					
Species Planning	P		D		X	R		P		P	D	X	D				P				P					
Fish and Wildlife Disease and Parasite	P	R	D		P	P		X			D	X	D	R			X				X					
Fish and Wildlife Permits (falconry, depredation, importation)			P	R							R		R													
Fish and Wildlife Re-Introductions			R			X		X			X		X				X				X					
Habitat Conservation																										
Beginning with Habitat		P	P			R	P	R		D	D	D	P		D	D	P				P					
Cooperative Habitat Management Agreements	X	X	R		X	R	P	D	X	D	D	R	P													
Environmental Review / HMAP			D				D	D		D	D	D	D		D	R	X				X					
Habitat Regulations – Federal			D				D	D	P	D	D	D	D		D	D	X				X					
Habitat Regulations – Tribes			P				P	P		X	P	P	P		X		X				X					
Habitat Regulations – Maine	P		D		P	D	D	D	P	D	D	D	D		D	D	X				X					
Habitat Regulations – Municipal			D			R	D	D	P	D	D	D	D		D	D	X				X					
Northern and Eastern Maine Landscaping Planning	P		R			P	X	X		P	R						P				P					
Oil Spill Planning and Response			R								R		R			P	X				X					
Habitat Management – Federal Land / Waters			D			X	P	X		X	P	P	R				P				P					
Habitat Management – Tribal Land / Waters			X			X	X	X		X	X	P	X				P				P					
Habitat Management – State Land / Waters	D		D		D	D	P	P		D	D	X	D				P				P					
Habitat Management – Private Land / Waters		X	D			P	D	D		D	D	P	D				P				P					
Land Acquisition	X	X	R		X	D	P	P		R	D	D	P		R	D	X				X					
Landowner Incentive Program [LIP]			P							D	D	P				R										
Education and Outreach																										
Fish and Wildlife Conservation Information and Education / Public Appearances	D	P	D		D	D	X	D		R	D	X	D	R			D									
Level of Historic and Current Collaborative Efforts																										
D = Daily	2	0	16	0	2	5	5	8	0	10	19	7	14	1	5	5	3	0	3							Total
R = regular: weekly, monthly	1	2	6	0	1	4	0	2	0	2	4	1	4	3	1	2	0	0	0							R
P = Periodically: semi-annually, annually	6	3	5	0	2	5	8	5	3	4	4	7	6	0	1	1	7	0	7							P
X = irregularly	3	3	1	0	6	4	4	6	1	3	2	5	2	0	2	1	14	0	14							X
TOTAL	12	8	28		11	18	17	21	4	19	29	20	26	4	9	9	24	0	24						Total	283

Table 49. Summary of Historic and Current Coordination and Collaboration with Local Agencies in Maine.

Coordination and Collaboration with LOCAL Agencies	Town Manager	Code Enforcement Officer	Planning Boards	Conservation Commission	Animal Control Officer	Regional Planning Commission			
Survey and Monitoring									
Ecoregional Surveys									
Fish and Wildlife Survey, Inventory, Evaluation, and Monitoring	X	P	P	P		X			
Research									
Population Management									
Animal Damage Control / Nuisance Wildlife	P				D				
Environmental Review / HMAP	R	D	R	R		D			
Oil Spill Planning and Response						P			
Population Regulations – Federal									
Population Regulations – Tribes									
Population Regulations – Maine									
Species Planning									
Fish and Wildlife Disease and Parasite	X				R				
Fish and Wildlife Permits (faconry, depredation, importation)									
Fish and Wildlife Re-Introductions									
Habitat Conservation									
Beginning with Habitat	P	D	R	R		D			
Cooperative Habitat Management Agreements	P	P	P	P		P			
Environmental Review / HMAP	P	D	R	R		R			
Habitat Regulations – Federal	X	P	P	P		R			
Habitat Regulations – Tribes						R			
Habitat Regulations – Maine	P	R	R	R		D			
Habitat Regulations – Municipal	R	D	R	R		D			
Northern and Eastern Maine Landscaping Planning									
Oil Spill Planning and Response						P			
Habitat Management – Federal Land / Waters	X	X	X	X		X			
Habitat Management – Tribal Land / Waters	X	X	X	X		X			
Habitat Management – State Land / Waters	X	X	X	X		X			
Habitat Management – Private Land / Waters	P	R	R	R		P			
Land Acquisition	X	X	P	P		P			
Landowner Incentive Program [LIP]	X	X	X	P		P			
Education and Outreach									
Fish and Wildlife Conservation Information and Education / Public Appearances	X	P	P	P	D	P			
Level of Historic and Current Collaborative Efforts								Total	Percent
D = Daily	0	4	0	0	2	4	D	10	12.05%
R = regular: weekly, monthly	2	2	6	6	1	3	R	20	24.10%
P = Periodically: semi-annually, annually	6	4	5	6	0	7	P	28	33.73%
X = irregularly	9	5	4	3	0	4	X	25	30.12%
A blank cell indicates no activity									
TOTAL	17	15	15	15	3	18	Total	83	

Table 50. Summary of Historic and Current Coordination and Collaboration with Native American Tribes in Maine.							
Coordination and Collaboration with TRIBES	Aroostook Band of Micmacs	Houlton Band of Maliseet	Passamaquoddy Nation	Penobscot Nation			
Survey and Monitoring							
Ecoregional Surveys							
Fish and Wildlife Survey, Inventory, Evaluation, and Monitoring	R	R	R	R			
Research	R	R	R	R			
Population Management							
Animal Damage Control / Nuisance Wildlife	R	R	R	R			
Environmental Review / HMAP	R	R	R	R			
Oil Spill Planning and Response			P	P			
Population Regulations – Federal	P	P	P	P			
Population Regulations – Tribes	R	R	R	R			
Population Regulations – Maine	P	P	P	P			
Species Planning	P	P	P	P			
Fish and Wildlife Disease and Parasite	R	R	R	R			
Fish and Wildlife Permits {falconry, depredation, importation}	R	R	R	R			
Fish and Wildlife Re-Introductions	X	X	X	X			
Habitat Conservation							
Beginning with Habitat							
Cooperative Habitat Management Agreements							
Environmental Review / HMAP	R	R	R	R			
Habitat Regulations – Federal	P	P	P	P			
Habitat Regulations – Tribes	R	R	R	R			
Habitat Regulations – Maine	P	P	P	P			
Habitat Regulations – Municipal	P	P	P	P			
Northern and Eastern Maine Landscaping Planning							
Oil Spill Planning and Response			P	P			
Habitat Management – Federal Land / Waters	P	P	P	P			
Habitat Management – Tribal Land / Waters	R	R	R	R			
Habitat Management – State Land / Waters	P	P	P	P			
Habitat Management – Private Land / Waters	X	X	X	X			
Land Acquisition	X	X	X	X			
Landowner Incentive Program [LIP]							
Education and Outreach							
Fish and Wildlife Conservation Information and Education / Public Appearances	R	R	R	R			
Level of Historic and Current Collaborative Efforts						Total	Percent
D = Daily	0	0	0	0	D	0	0.00%
R = regular: weekly, monthly	11	11	11	11	R	44	47.83%
P = Periodically: semi-annually, annually	8	8	10	10	P	36	39.13%
X = irregularly	3	3	3	3	X	12	13.04%
TOTAL	22	22	24	24	Total	92	

Table 51. Summary of Historic and Current Coordination and Collaboration with Non-governmental Organizations in Maine.

Coordination and Collaboration with NON-GOVERNMENTAL ORGANIZATIONS	Appalachian Mountain Club	Defenders of Wildlife	Ducks Unlimited	Isaac Walton League	National Wildlife Federation	Ruffed Grouse Society	The Nature Conservancy	Trout Unlimited	Coastal Conservation Ass'n	Forest Society of Maine	Natural Resources Council	Maine Audubon Society	Maine Coast Heritage Trust	Maine Chapter Sierra Club	Maine Chapter Wildlife Society	Maine Entomological Society	Maine Forest Products Council	Maine Professional Guides Ass'n	Maine Trappers Association	Maine TWW / SWG Coalition	Small Woodlot Owners Ass'n	Sportsmen's Alliance of Maine	Wildlife Alliance of Maine	Wildlandis Project	Regional Land Trusts	Maine Tourism Association				Total	Percent							
Survey and Monitoring																																						
Ecoregional Surveys							R					R																										
Fish and Wildlife Survey, Inventory, Evaluation, and Monitoring		P	P	P	P	P	P	P	P	P	X	R						X	R	R		X	R	P	P													
Research		P	P	P	P	P	P	P	P	P		R						X	R	R		X	R	P	P													
Population Management																																						
Animal Damage Control / Nuisance Wildlife Environmental Review / HMAP		X		X					P				R		X		P	P	P			P	P	P														
Oil Spill Planning and Response									P			R																										
Population Regulations – Federal		P	P	P	P	P					X	P					P	X	X			P	R															
Population Regulations – Tribes																																						
Population Regulations – Maine		P	P	P	P	P		R			X	R		P	P	P	P	R	R			P	R	R														
Species Planning	P	P	P	P	P	D		D	P	P	X	P		P	P	P	P	P	P		P	P	P	P		P								P				
Fish and Wildlife Disease and Parasite			X																																			
Fish and Wildlife Permits (falconry, depredation, importation)																																						
Fish and Wildlife Re-introductions																																						
Habitat Conservation																																						
Beginning with Habitat							R					R	R									P		X										R				
Cooperative Habitat Management Agreements			P			P	P					R	P										P	P											P			
Environmental Review / HMAP																																						
Habitat Regulations – Federal	X	P	P	P	P	P	P			P	P	X	P		X							P																
Habitat Regulations – Tribes																																						
Habitat Regulations – Maine	X	P	P	P	P	P	R		P	P	P	P	R		X	P						P														P		
Habitat Regulations – Municipal																																						
Northern and Eastern Maine Landscaping Planning							P																															
Oil Spill Planning and Response																																						
Habitat Management – Federal Land / Waters		P	P	P	P	P							X																									
Habitat Management – Tribal Land / Waters																																						
Habitat Management – State Land / Waters		X	P	P	X	P	P	P			X	X																									X	
Habitat Management – Private Land / Waters			P								R	R																									R	
Land Acquisition			P																																		R	
Landowner Incentive Program (LIP)																																						
Education and Outreach																																						
Fish and Wildlife Conservation Information and Education / Public Appearances		P	P	P	P	P	P	P	P	P	X	R																										
Level of Historic and Current Collaborative Efforts																																						
D = Daily	0	0	0	0	0	0	1	0	1	0	0	0	0	0	0	0	0	0	0	0	0	0	0	0	0	0	0	0	0	0	0	0	0	0	0	2	0.89%	
R = regular; weekly, monthly	0	0	0	0	0	0	6	1	2	2	0	14	4	0	0	0	2	4	4	0	1	5	1	2	4	0	0	0	0	0	0	0	0	0	0	0	52	23.11%
P = Periodically; semi-annually, annually	1	9	13	10	9	12	6	9	7	7	2	7	1	1	4	1	7	2	3	3	8	6	4	7	1	1	1	0	0	0	0	0	0	0	0	141	62.67%	
X = irregularly	2	2	1	1	1	0	0	0	0	1	6	3	0	2	1	0	2	1	1	0	2	2	1	1	0	0	0	0	0	0	0	0	0	0	0	30	13.33%	
A blank cell indicates no activity																																						
TOTAL	3	11	14	11	10	13	12	11	9	10	8	24	5	3	5	1	11	7	8	3	11	13	6	10	5	1	0	0	0	0	0	0	0	225				

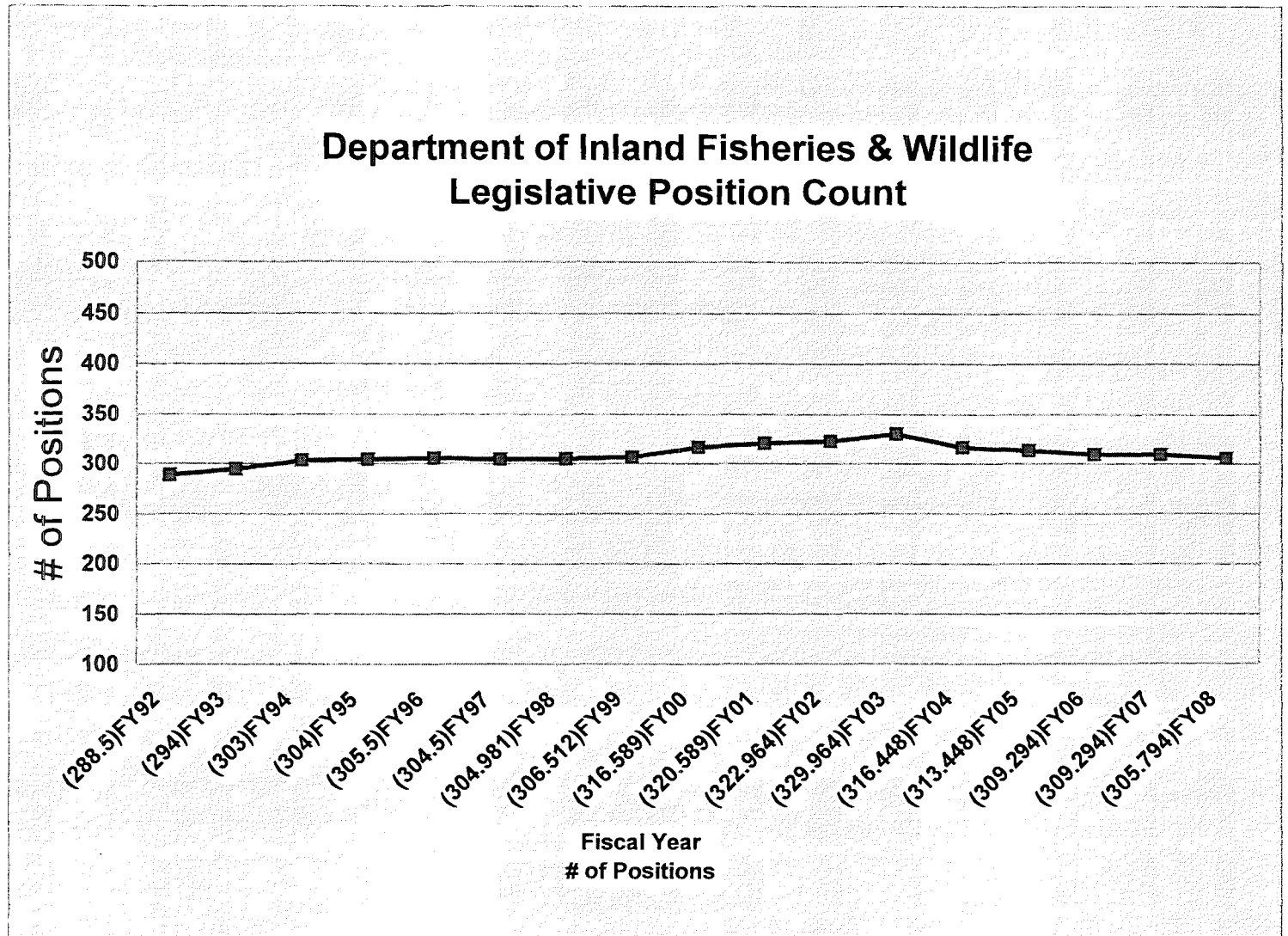
Appendix B

INLAND FISHERIES AND WILDLIFE
Position Summary - October 2007

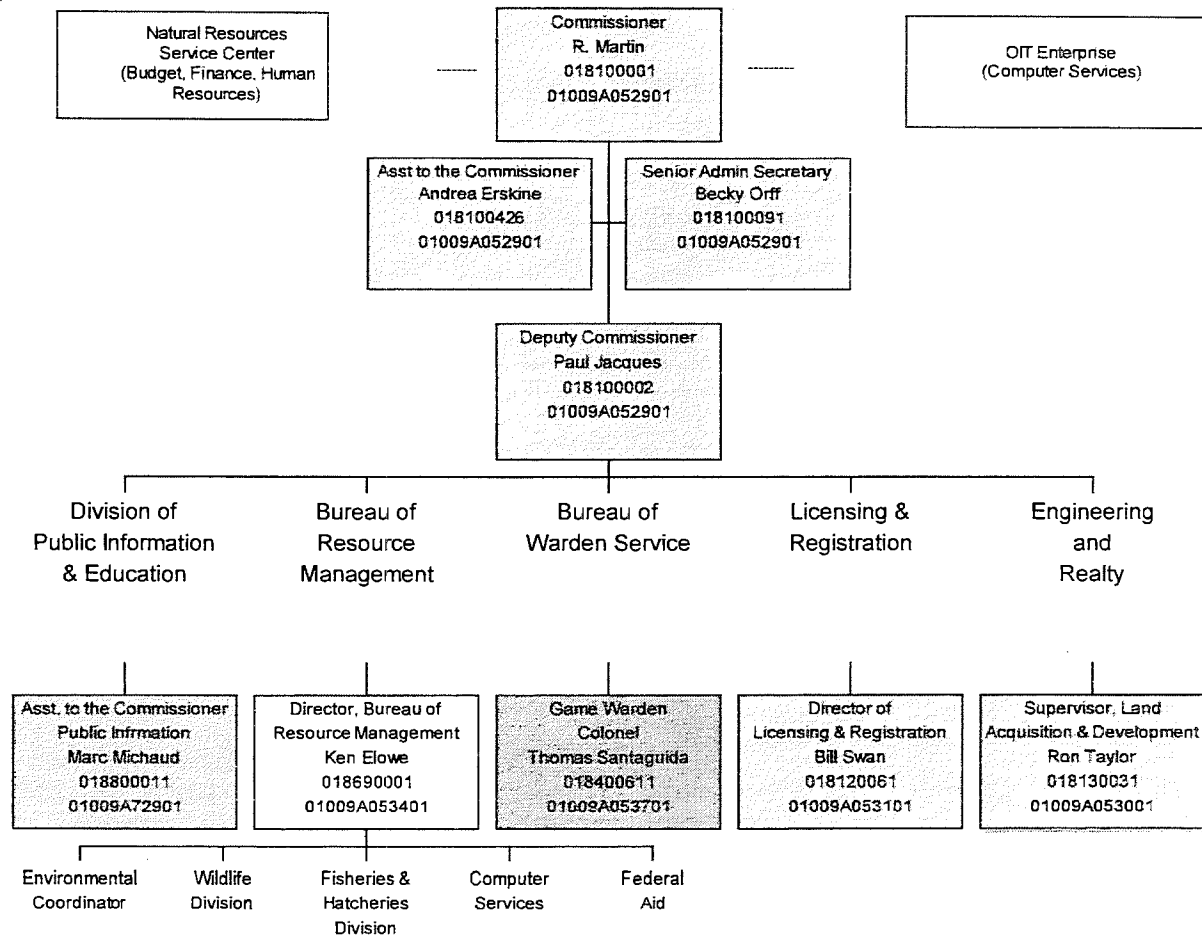
GENERAL FUND	Account	Actual Positions (permanent)	Project Positions	Legislative Count 0061	HEADCOUNT	
					FTE Hours	FTE Count
					0065	
OFFICE OF THE COMMISSIONER, IFW	01009A052901	5		5		
ADMINISTRATIVE SERVICES	01009A053001	4		4	0	0.000
LICENSE & REGISTRATION	01009A053101	22		21	640	0.308
RESOURCE MANAGEMENT WILDLIFE	01009A053401	43		40	2060	0.991
RESOURCE MANAGEMENT	01009A053501	62		60	2400	1.154
NON GAME ENDANGERED SPEC	0109A053601	2		2	0	0.000
WARDEN SERVICE	01009A053701	122		121	1040	0.500
ATV SAFETY & EDUCATION	01009A055901	1		1		
DEPT WIDE IF&W	01009A060001	4		4	0	
PUBLIC INFO	01009A72901	21		11	11110	5.341
		281	0	264	17250	8.294
FEDERAL FUND						
WILDLIFE FEDERAL AID	01309A053401	2				
FISHERIES FEDERAL AID	01309A053501	2		2	0	
		4	0	0	2	0.000
DEDICATED SPECIAL REVENUE						
RESOURCE MANAGEMENT WILDLIFE	01409A053401	1		1		
SENSITIVE AREA DATA MANAGE	01409A053403	1		1		
RESOURCE MANAGEMENT LAND	01409A53404	2		2	0	0.000
RESOURCE MANAGEMENT	01409A053501	1		1		
FISHERIES & HATCHERIES OPS - LAKE	01409A053505	1.5		1.5	0	0.000
NON GAME ENDANGERED SPEC	01409A053601	13		13		
ENFORCEMENT OPERATIONS	01409A053705	6		6	0	
WHITE WATER RAFTING	01409A053901	1		1		
BOATING ACCESS SITES	01409A063101	1		1	0	0.000
MAINE WILDLIFE PARK FUND	01409A072901	4		4	0	
PUBLIC INFO & EDUCATION	01409A072905	0	1			
		31.5		31.5		
Total Positions		316.5	1	297.5	17250	8.294

NOTE: In Actual Position Count:
Pt. time & seasonal = 1 position
Job Shares = 1 position
T"/project positions not included in actual count

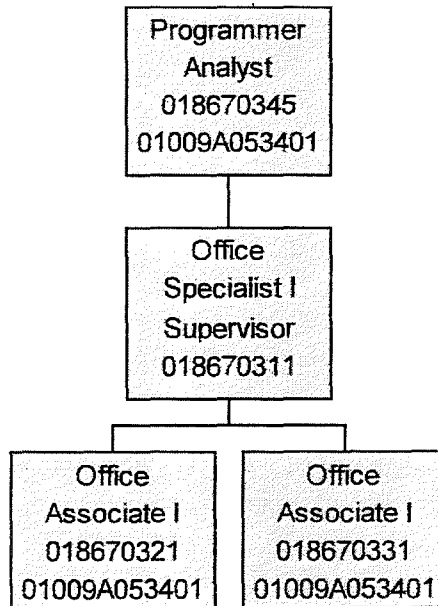

836 (836)1989
 301.5 (301.5)FY91
 288.5 (288.5)FY92
 294.5 (294)FY93
 303 (303)FY94
 304 (304)FY95
 305.5 (305.5)FY96
 304.5 (304.5)FY97
 304.981 (304.981)FY98
 306.512 (306.512)FY99
 316.589 (316.589)FY00
 320.589 (320.589)FY01
 322.964 (322.964)FY02
 329.964 (329.964)FY03
 316.448 (316.448)FY04
 313.448 (313.448)FY05
 309.294 (309.294)FY06
 309.294 (309.294)FY07
 305.794 (305.794)FY08



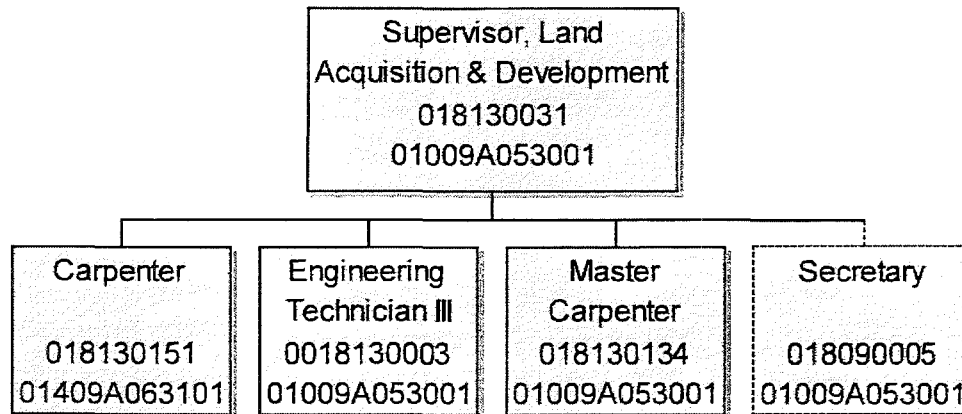

Department of Inland Fisheries and Wildlife



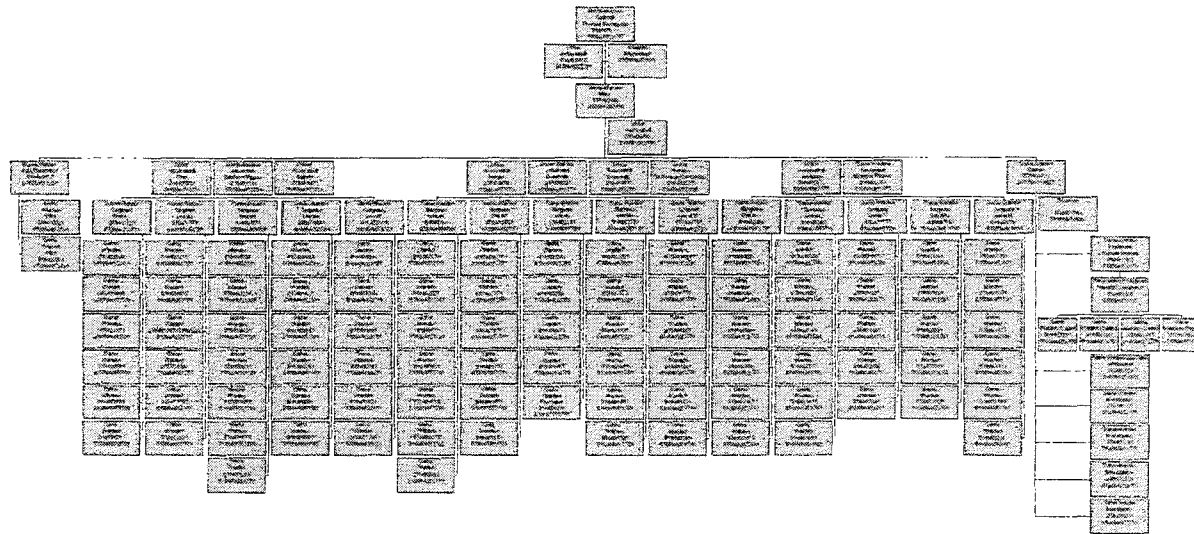
DEPARTMENT OF INLAND FISHERIES & WILDLIFE
COMPUTER SERVICES
as of September 2007



DEPARTMENT OF INLAND FISHERIES AND WILDLIFE
LAND ACQUISITION & DEVELOPMENT
as of September 2007



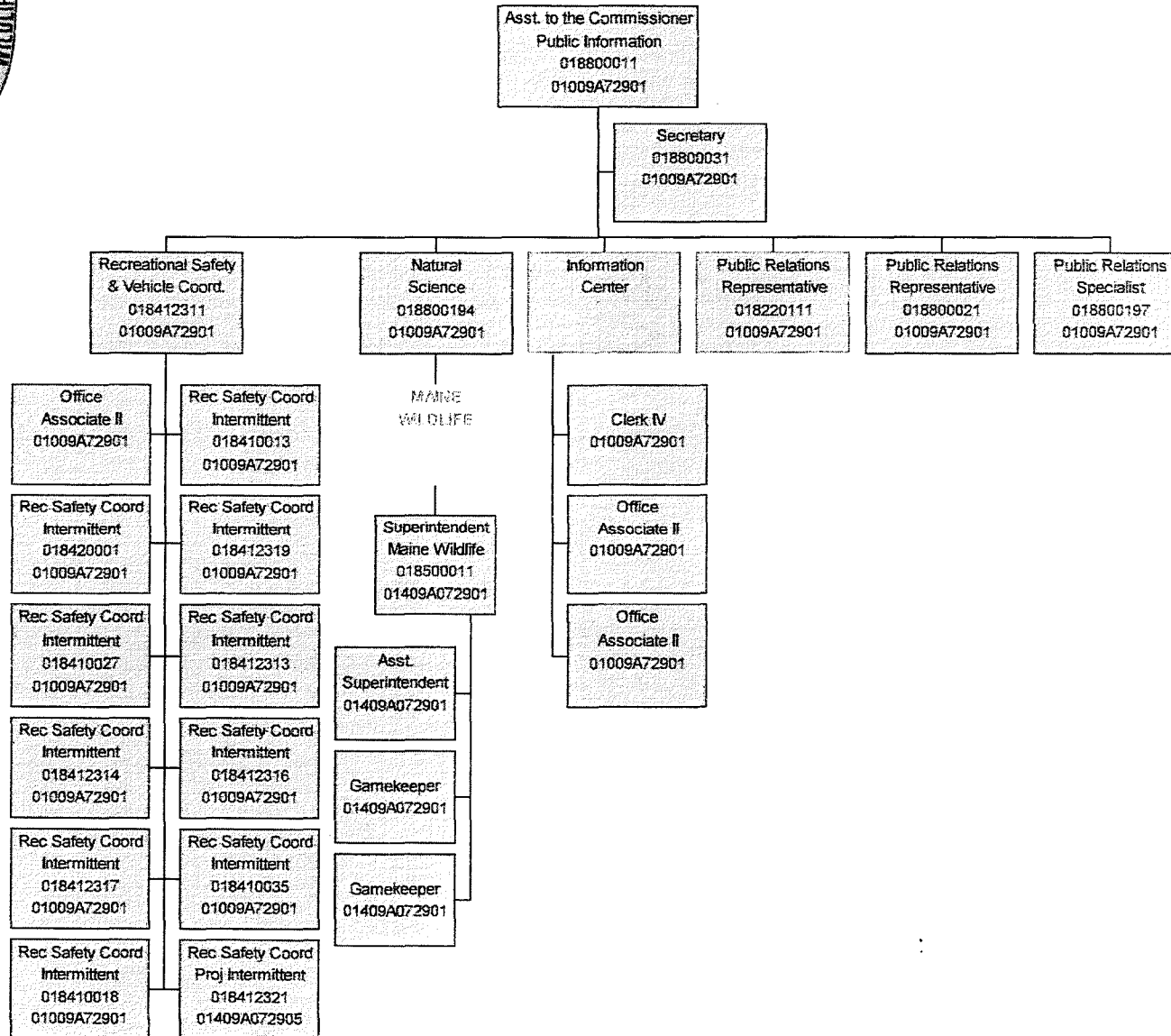

DEPARTMENT OF INLAND FISHERIES
MAINE WARDEN SERVICE
as of September 2007



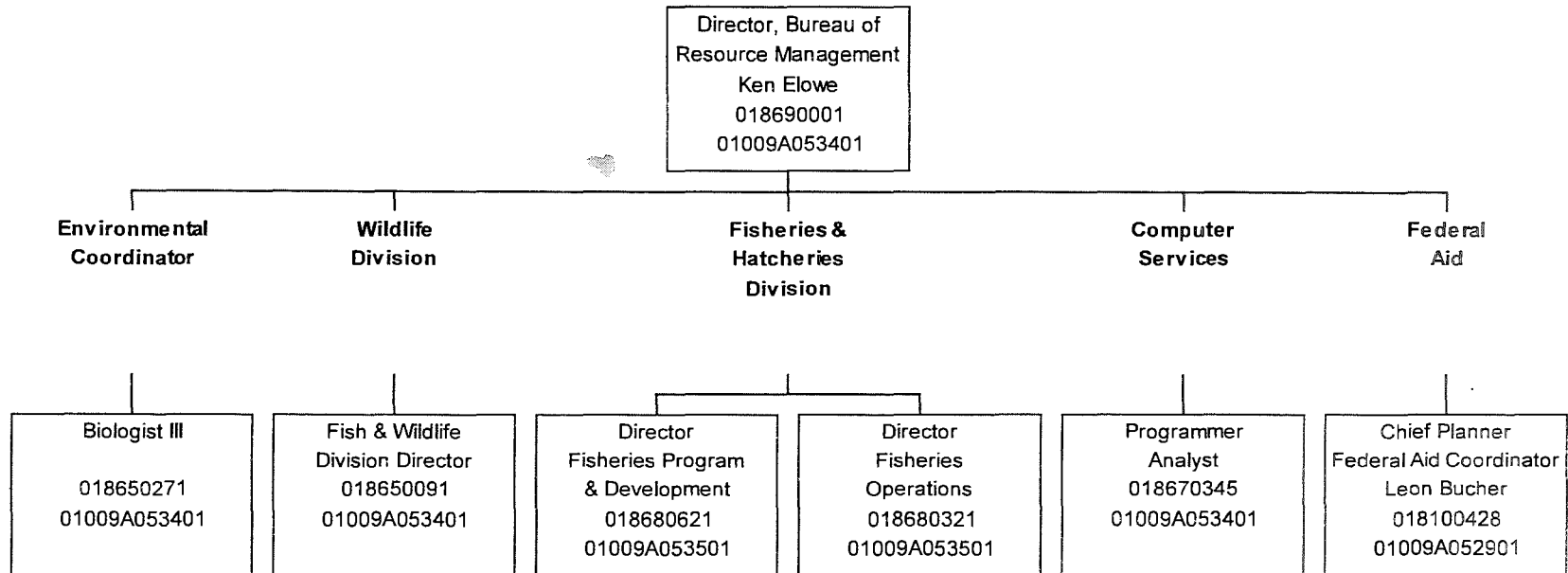

DEPARTMENT OF INLAND FISHERIES AND WILDLIFE

PUBLIC INFORMATION & EDUCATION

as of September 2007



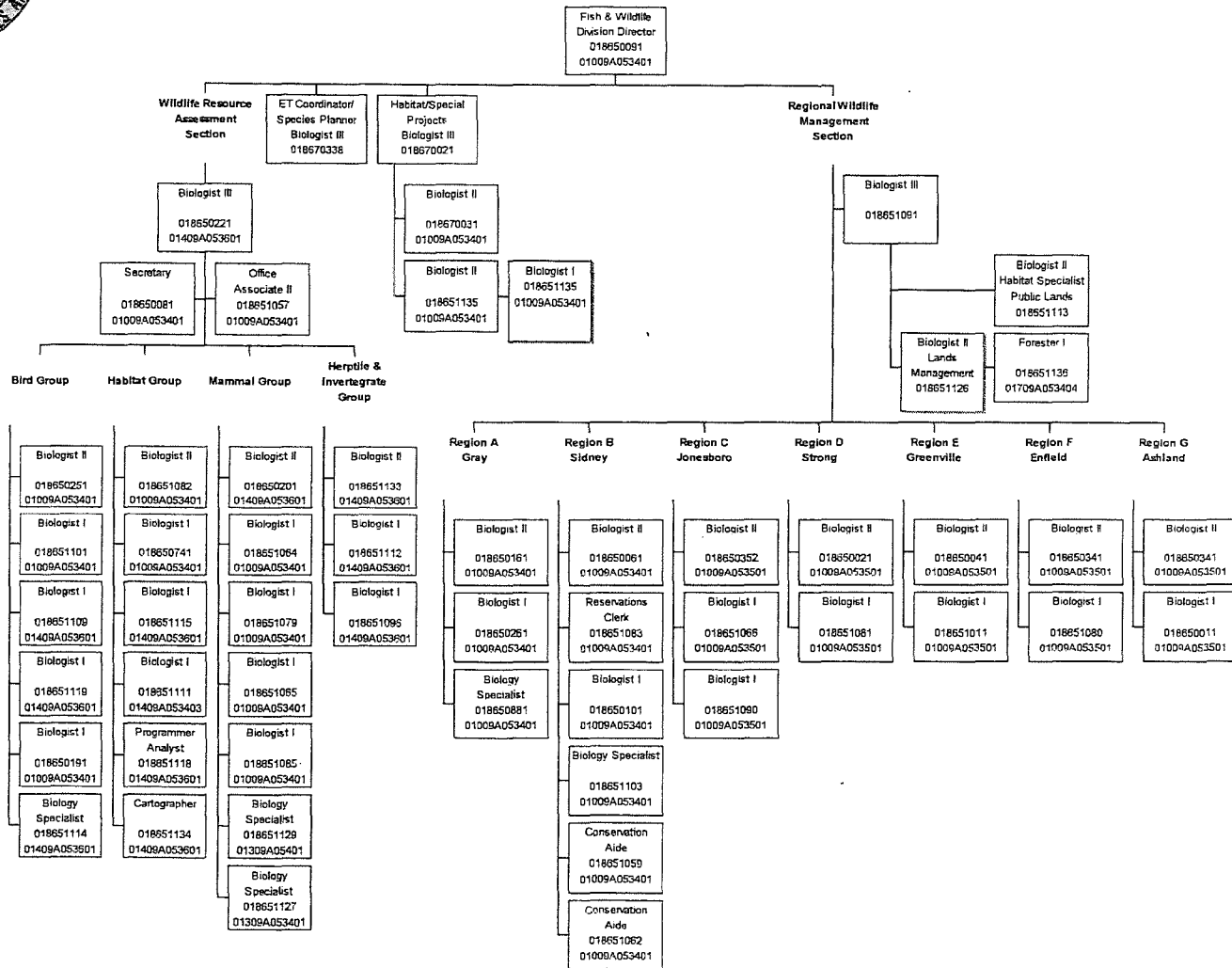
DEPARTMENT OF INLAND FISHERIES AND WILDLIFE
BUREAU OF RESOURCE MANAGEMENT
as of September 2007



DEPARTMENT OF INLAND FISHERIES AND WILDLIFE

WILDLIFE DIVISION

as of September 2007



Appendix C

**DEPARTMENT OF INLAND FISH & WILDLIFE
POLICY STATEMENT AGAINST HARASSMENT**

I. General Policy Statement

The State of Maine recognizes the dignity of the individual employee and the right of employees to work in an environment which is free of intimidation and harassment. Such intimidation or harassment based on race or color, sex, sexual orientation, physical or mental disability, religion, age, ancestry or national origin, whistleblower activity, previous assertion of a claim or right under the Maine Workers' Compensation Act, or marital status is a violation of State policy. Because such harassment seriously undermines the integrity of the work place and adversely affects employee morale, it is unacceptable and will not be tolerated. In addition, it is considered grounds for disciplinary action up to and including discharge. Harassment based on race or color, sex, sexual orientation, physical or mental disability, religion, age, ancestry or national origin, whistleblower activity or previous assertion of a claim or right under the Maine Workers' Compensation Act may also constitute illegal employment discrimination.

Examples of harassment related to race or color, sex, sexual orientation, physical or mental disability, religion, age, ancestry or national origin, whistleblower activity or previous assertion of a claim or right under the Maine Workers' Compensation Act, include the following, which may be a series of incidents or a single occurrence:

- Unwelcome sexual advances, gestures, comments, or contact;
- Threats;
- Offensive jokes;
- Subjecting employees to ridicule, slurs, or derogatory actions;
- Basing employment decisions or practices on submission to such harassment;
- Refusal to cooperate with employees in performing work assignments;
- Inequitable disciplinary actions and work assignments.

Further examples of sexual harassment include: behavior that is verbal and sexual in nature – such as comments about a person's looks, personal inquiries, sexual jokes, use of derogatory sexual stereotypes, uttering sexually suggestive sounds, writing sexual notes, use of State computer equipment to send, receive and/or download material of a sexual nature; **non-verbal sexual behavior**- such as looking someone up and down, staring or leering at someone's body, deliberate blocking of a person's path, displaying sexual visuals, making sexual gestures; or **physical** – such as pinching, grabbing, sexual assault or any physical contact of a sexual nature.

As a matter of State policy, any behavior of a sexual nature in the workplace is considered unprofessional regardless of whether it constitutes illegal sexual harassment. Similarly, any conduct that degrades, ridicules or otherwise draws unwanted attention to any employee or other person having dealings with the department on the basis of race or color, sex, sexual orientation, physical or mental disability, religion, age, ancestry or national origin, whistleblower activity, previous assertion of a claim or right under the Maine Workers' Compensation Act, or marital status is considered unprofessional regardless of whether it constitutes unlawful harassment. Such unprofessional conduct will not be tolerated in the work place because it undermines morale, interferes with performance and demeans its victims. Each employee is personally responsible for compliance with this policy.

As part of their supervisory responsibilities, supervisors are required to actively prevent or stop inappropriate, unprofessional conduct in the workplace regardless of whether the conduct rises to the level of illegal harassment. If they become aware of any such conduct occurring, they must take immediate and appropriate corrective action, including discipline, to end the conduct. Corrective action is required regardless of whether a complaint is made or the conduct appears to be unwelcome.

The Department's EEO Coordinator may be consulted for advice and direction and **must** be contacted if a complaint is received, even if the complainant requests that no action be taken. Managers and supervisors who fail to fulfill their obligations under this policy will be subject to disciplinary action, up to and including discharge.

II. Definitions

"Sexual harassment" is defined as unwelcome sexual conduct that is a term or condition of employment. Unwelcome sexual conduct is sexual harassment when submission to such conduct is expressly or implicitly made a term or condition of employment.

"Quid pro quo" harassment occurs when submission or rejection of such conduct is used as the basis for employment decisions affecting an individual, *such as promotions in exchange for sexual favors, or an unfavorable change of duties in response to rejected sexual advances.*

"Hostile Work Environment." Unwelcome sexual conduct which unreasonably interferes with an individual's work performance or creates an intimidating, hostile or offensive working environment also constitutes illegal sexual harassment. Conduct which is not sexual in nature may still create a sexually hostile work environment if it is based on the victim's gender. Such conduct may include excluding or isolating employees, tampering with belongings or equipment, or physical or verbal abuse based on gender.

III. Applicability

This policy applies to:

- Co-workers and supervisors
- Outside parties having dealings with the department (i.e., customers, vendors, contractors)
- Interactions between individuals of the same sex as well as of the opposite sex
- Interactions in the workplace during work hours as well as outside activities related to the workplace (i.e., parties, trips, conferences)

IV. Complaint Process

The State of Maine is committed to preventing harassment prohibited by this policy through education and dissemination of information as well as employee accountability. Such harassment may be reported by any employee, regardless of whether that employee is the recipient of the harassment, a witness or otherwise becomes aware of harassment prohibited by this policy.

Internal complaints may be filed by contacting any of the following individuals:

- Immediate supervisor or any supervisor/manager in the chain of command
- Departmental Equal Employment Opportunity Coordinator
- Departmental Human Resource Manager
- State Equal Employment Opportunity Coordinator

Although every attempt will be made to resolve complaints at the lowest possible level, if an investigation is warranted, it will be conducted promptly and with as much confidentiality as possible, respecting the rights of all parties involved. All employees are expected to cooperate in any departmental investigation of harassment.

In addition to initiating the internal complaint procedure, employees covered by collective bargaining agreements may file a grievance through the applicable grievance procedure. A discrimination complaint alleging harassment on the basis of race or color, sex, sexual orientation, physical or mental disability, religion, age, ancestry or national origin, whistleblower activity or previous assertion of a claim or right under the Maine Workers' Compensation Act may also be submitted to the Maine Human Rights Commission at any time within 180 days of the alleged discriminatory incident. It is not required that any of the above procedures be utilized first or in any sequence, nor is it required that any procedure be exhausted before the other is used. In those instances where the prior workers' compensation claim or right is made against the State of Maine, the complaint may be submitted to the Maine Workers' Compensation Board.

For more information, contact: Maine Human Rights Commission.....624-6050
624-6064 (TTY)
State EEO Coordinator.....287-4651

V. Retaliation

Any form of retaliatory action or threat or suggestion of retaliation by either employees or supervisors against any person filing a complaint under this policy or assisting in an investigation is a violation of State policy. Any discriminatory action against any individual because the individual has opposed a practice that would be a violation of the Maine Human Rights Act, Title VII, the Americans with Disabilities Act, or the Age Discrimination in Employment Act or because the individual has made a charge, testified or assisted in any investigation, proceeding or hearing under the Maine Human Rights Act, Title VII, the Americans with Disabilities Act or the Age Discrimination in Employment Act is illegal. A complainant is protected from retaliation regardless of the merits of the original complaint. Retaliation should be reported in the same manner as described above for complaints of harassment and will be promptly investigated. Such retaliatory conduct will be grounds for disciplinary action.

Each State agency has designated EEO Officers responsible for handling complaints and providing technical assistance to staff regarding these issues. For information contact Amanda Beckwith at 287-7578, Kim Pierce at 287-5505, or Debra Phillips at 287-4925.

Laurel Shippee, the state EEO Coordinator in the Bureau of Human Resources, is also available as a resource to any state employee or supervisor. She may be reached at (207) 287-4651 (TTY - 287-4537).

Roland D. Martin, Commissioner
June 2007

EQUAL EMPLOYMENT OPPORTUNITY/AFFIRMATIVE ACTION POLICY STATEMENT

The State of Maine shall continue to pursue a policy of non-discrimination in all employment actions, practices, procedures and conditions of employment.

1. Employment decisions will be based on the principles of equal employment opportunity. Recruitment, testing, selection, and promotion will be administered without regard to race or color, sex, sexual orientation, physical or mental disability, religion, age, ancestry or national origin, whistleblower activity, previous assertion of a claim or right under the Maine Workers' Compensation Act or marital status unless a bona fide occupational qualification exists.
2. Further, personnel actions and conditions of employment, such as compensation, benefits, layoffs, job assignments, employee development opportunities and discipline shall be administered without regard to race or color, sex, sexual orientation, physical or mental disability, religion, age, ancestry or national origin, whistleblower activity, previous assertion of a claim or right under the Maine Workers' Compensation Act or marital status.
3. Reasonable accommodations will be made for any qualified individual, applicant or employee, in accordance with the provisions of the Maine Human Rights Act and the Americans with Disabilities Act.
4. Managers and supervisors are responsible for awareness of and response to potential discriminatory situations. Employees are required to cooperate fully with the investigation and/or resolution of any discrimination complaint.
5. Managers and supervisors are required to actively prevent and correct retaliation or harassment toward any employee who has been involved in the filing, investigation, or resolution of a discrimination claim.
6. The Department will address and attempt to resolve employee complaints regarding discrimination and harassment as expeditiously as possible. Supervisors and managers are required to contact the agency EEO Officer if they receive a complaint of this nature.
7. This policy shall not be construed to prohibit any employment action or policy which is required by federal law, rule or executive order.

Each State agency has a designated EEO Officer who is responsible for the implementation, monitoring, and record keeping of the agency EEO/AA Program as well as providing technical assistance to applicants and employees. The State EEO Coordinator in the Bureau of Human Resources is also available as a resource to any state employee or supervisor. She may be reached at 287-4651 (TTY - 287-4537). I sincerely appreciate the continued cooperation and support of all employees and supervisors in making the State a positive example for other employers in the State.

Roland D. Martin, Commissioner
June 2007

Special Programs

Health and Safety Issues

The Department continues in its efforts to improve the health and safety of the workplace, both through facility management and providing employees with information on safe work practice, and equipment.

Employee injury statistics are monitored by staff at the Natural Resources Service Center's HR Division, with annual OSHA reports completed and posted in all work sites, as required.

Workers Compensation

The Department is in compliance with all workers compensation requirements including notification of injuries, filing of reports, compensation to employees, coordination payment of bills, and coordination of necessary medical evaluations in a timely manner. Through management by the Natural Resources Service Center and assistance from the Workers Compensation Division, the Department continues to review long-standing cases for possible settlement which will reduce the overall workers compensation costs to the Department

Through the Natural Resources Service Center's HR Division, supervisory workers compensation training has been provided to managers to ensure that supervisors are trained in and aware of notification requirements. The Department, through the NRSC, has also issued written procedures on notification processes for employee injuries. This information is also provided on the NRSC website, along with all necessary forms, which is available to employees.


Affirmative Action/EEO

The Department complies fully with federal and state affirmative action requirements. An Affirmative Action Plan is in place and the agency strives to meet the goals established for recruiting purposes. It is intended that the plan will be updated for all state agencies within the coming year. All recruitment and employment initiatives comply with federal and state laws for equal employment opportunities.

The Department holds to its position of no tolerance for sexual harassment, discrimination, or employee harassment. Allegations or complaints are investigated promptly and appropriate action taken. During the past year, the Natural Resources Service Center HR staff has conducted workplace harassment training for senior management employees and Maine Warden Service supervisors. The NRSC intends to provide the mandatory training to all other employees within IFW during the coming year. Workplace harassment training is provided to all new employees during the new employee orientation process. In June of 2007 the Department's policy on both Workplace Harassment and Equal Employment was redistributed to all employees within the Department. As new changes and/or interpretation to EEOC law and court decisions are received, the NRSC on behalf of the Department will continue to conduct additional training.

ADA Requirements

The Department makes every reasonable effort to comply with ADA requirements to include insuring that work sites and public use areas are readily accessible. The Department complies with all requirements under ADA relating to employment and public meetings. The Department strives to successfully accommodate employees in employment related requests.



DEPARTMENT OF INLAND FISHERIES & WILDLIFE

POLICY CONCERNING THE USE OF STATE-OWNED INFORMATION AND TECHNOLOGY (I.T.) AND RELATED COMMUNICATIONS EQUIPMENT:

NOTE: *State information and technology and related communications equipment may include, but is not limited to: Computer workstations, voice mail, computer networks, printers, copiers, telephones, fax machines, modems, fax modems, e-mail, local and wide area networks, Internet, and Intranet.*

PURPOSE

The purpose of this policy is to set out the rules to be followed while using any or all of the State-owned information and technology equipment under the control of the Department of Inland Fisheries & Wildlife.

BACKGROUND

The Department of Inland Fisheries & Wildlife provides its employees access to State-owned I.T. equipment to accomplish tasks, process, and communicate to effectively achieve its mission, as directed by law and the administration.

The State of Maine "Freedom of Access Law" (1 MRSA, § 401-410) clearly provides that any and all materials, files, notes, records, copies, etc., regardless of the media used to store or transmit them (paper, film, microfiche, magnetic media, electronic media, etc.) in public offices or in the possession of public employees while at work are public property. As such, the public has access to those materials. All material created, modified, stored, moved, distributed, transferred, printed, imaged, or otherwise manipulated on State-owned office automation equipment is considered to be public property and, as such, is subject to examination by the public. The law places some very narrow restrictions on the public access, such as personnel files, employment applications, employee testing and rating criteria, workers' compensation files, certain investigation files, etc., but most materials are subject to public viewing. *Employees are advised that there should be no expectation of privacy when using any State-owned I.T. or related communications equipment.*

E-mail systems, Internet and WorldWide Web browsers, bulletin board systems, etc., are intended to be used for State business purposes. IF&W staff should be aware that cell phones and internet messages are generally not secure and can be easily intercepted by outside parties.¹ Voice mail and e-mail messages may have backup

¹ Care should be exercised to avoid inadvertent disclosure of confidential information over these media.

copies that cannot be deleted by the operator. A history of accessed web sites is recorded by most browser software. All of this information may be subject to release under a "Freedom of Access Law" request. In addition, IF&W staff and the Office of Information Technology may monitor voice, e-mail, and Internet traffic to improve service levels, enforce this policy, and prevent unauthorized access to State systems.

Unofficial and/or unauthorized use of State-owned equipment places unanticipated and possibly excessive demands on the State's I.T. resources.

Accessing unofficial and/or unauthorized sources unnecessarily exposes the State to the spread of computer viruses, which may be both costly and disruptive to clean from IF&W's I.T. and related systems.

POLICY

State-owned I.T. equipment is made available to staff to conduct official Inland Fisheries & Wildlife business. The use of State-owned I.T. equipment to create, record, store, transmit, distribute, image, modify, print, download, or display inappropriate or unprofessional materials that demean, denigrate, or harass individuals or groups of individuals, on the basis of race, ethnic heritage, religious beliefs, disability, sexual orientation or gender, and/or materials that are sexually explicit or pornographic in nature, whether or not the material was intended to demean, denigrate or harass any employee or group of employees, is prohibited.

The State's E-mail is not to be used to forward or otherwise broadcast "chain letters," mass communications that are not work related, or solicitations for causes unrelated to the State's business, no matter how worthy the cause may be perceived to be. If in doubt as to whether your proposed e-mail meets these guidelines, contact the HR Division of the NRSC at 287-2214. Solicitations or mass communications for causes believed to be related to State business should be brief, not endorse any particular product or provider, and should refer readers to a webpage for further information. The Commissioner or his/her designee must approve such solicitations or mass mailings. [NOTE: In the Capitol area, Capitol Security must give written permission for solicitations. The *Maine State Employees Combined Charitable Appeal* is the only solicitation with on-going, or "blanket" approval]. State-owned automation equipment may not be used to conduct outside business nor may it be used in conjunction with any outside employment activity.

Additionally, state law makes it a crime to use a computer system operated by a state department or agency to advocate for or against a candidate for federal office, a constitutional office, an elective municipal, county or state office, including leadership positions in the Senate and House of Representatives, as well as to solicit contributions required by law to be reported to the Commission on Governmental Ethics and Election Practice.

Any personal use of State-owned I.T. equipment must be incidental in nature. Examples of incidental use may include, but are not limited to, brief e-mails, accessing an appropriate subject on the Internet, phone calls of an urgent nature, using computer

capabilities for incidental correspondence, etc.² The use of State-owned supplies represents a cost to the State and, as such, printing and copying for personal use is restricted to incidental use only. Any personal, incidental use of State-owned equipment shall not interfere with the Department's business activities, must not involve solicitation in any form, must not be associated with any outside business or employment activity, and must not potentially embarrass or offend the State of Maine, its residents, its taxpayers, or its employees.³

GUIDELINES AND PROCEDURES

In the event that an employee inadvertently accesses inappropriate or prohibited material, the employee is required to immediately secure the material from view. It is recommended that if an employee inadvertently accesses inappropriate or prohibited materials, his or her supervisor or management should be advised of the circumstances surrounding the inadvertent access. This will ensure that the employee is held harmless for inadvertently accessing the inappropriate or prohibited materials.

If supervisory or management staff become aware that inappropriate or prohibited materials are being accessed, downloaded, or otherwise transmitted to or by an employee in his or her organization, he or she must act immediately to stop such activity. Supervisors and managers should contact the NRSC Human Resources Director for guidance and consultation.

These rules may be amended as necessary by State policies and procedures or by updated IF&W policies.


Each employee of the Department of Inland Fisheries & Wildlife is expected to comply with this policy. Violation of this policy may lead to progressive discipline, up to and including dismissal consistent with applicable bargaining agreement and/or *Civil Service Rules*. For further information concerning this policy, contact the Human Resources Division of the Natural Resources Service Center at 287-2214.

EFFECTIVE DATE: JUNE 18, 2007

² Certain telephone calls and expenses are allowable under the bargaining agreements.

³ As is the case in other situations, the time associated with any incidental personal use of State-owned I.T. equipment must not intrude into an employee's work responsibilities.

Appendix D



MAINE
DEPARTMENT OF INLAND FISHERIES & WILDLIFE

PROGRAM EVALUATION
FINANCIAL REPORT

FISCAL YEARS 1998 - 2007
July 1, 1997 - June 30, 2007



*Prepared by the Department of Administrative and Financial Services
Natural Resources Service Center*

EXPENDITURE SUMMARY ALL FUNDS

PROGRAM EVALUATION FINANCIAL REPORT

FISCAL YEARS 1998 - 2007
July 1, 1997 - June 30, 2007



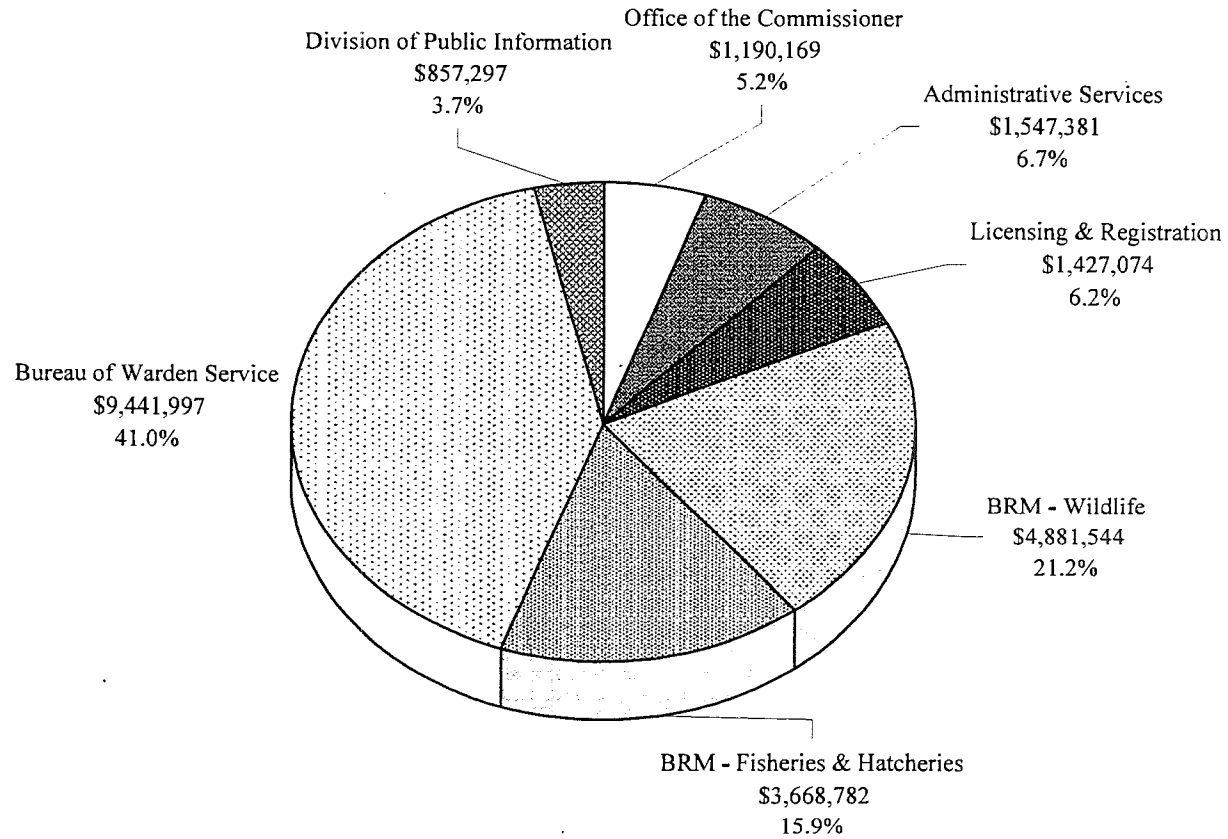
MAINE DEPARTMENT OF INLAND FISHERIES & WILDLIFE



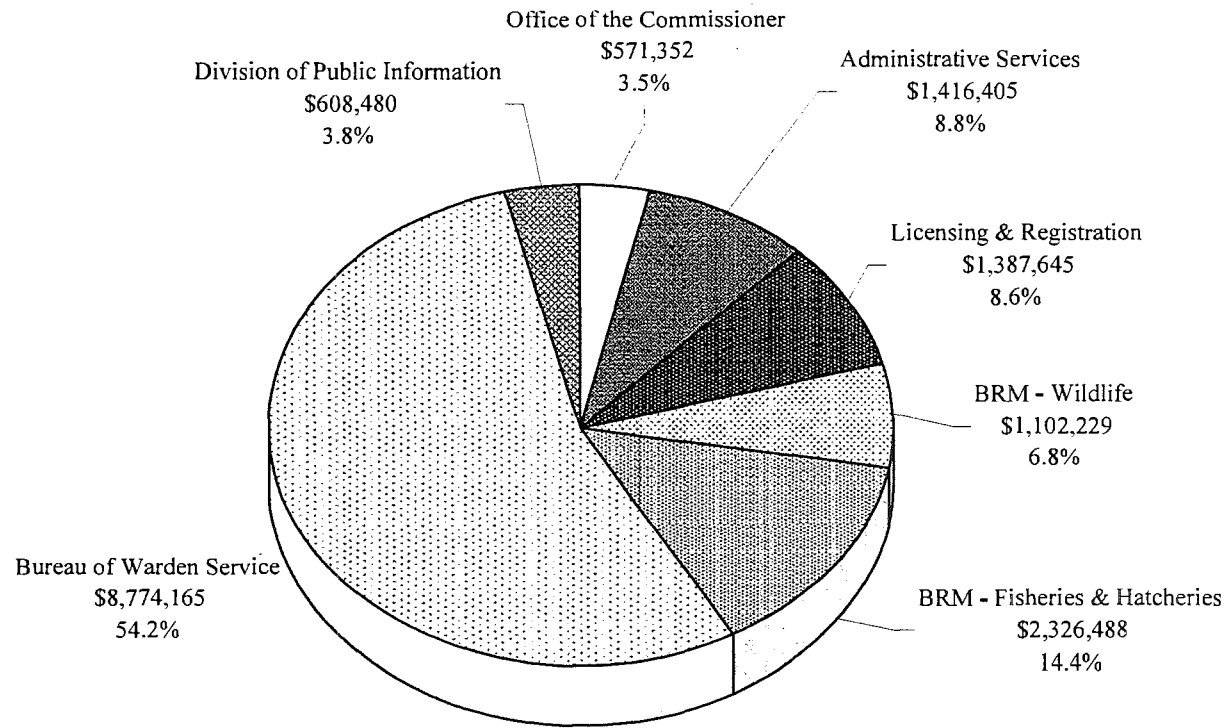
Maine Department of Inland Fisheries & Wildlife
Program Evaluation Financial Report - Fiscal Year 1998
Expenditure Summary by Fund Type
All Divisions

	Personal Services	All Other	Capital	Total
<u>General Fund</u>				
Office of the Commissioner	328,900	242,452	-	\$ 571,352
Administrative Services	672,417	737,472	6,516	\$ 1,416,405
Licensing & Registration	651,411	736,234	-	\$ 1,387,645
BRM - Wildlife	767,471	310,620	24,138	\$ 1,102,229
BRM - Fisheries & Hatcheries	1,740,026	534,250	52,212	\$ 2,326,488
Bureau of Warden Service	7,392,254	1,307,013	74,898	\$ 8,774,165
Division of Public Information	357,211	251,269	-	\$ 608,480
<i>sub total</i>	\$ 11,909,690	\$ 4,119,310	\$ 157,764	\$ 16,186,764
<u>Federal Fund</u>				
Office of the Commissioner	3,825	97,339	442,462	\$ 543,626
Administrative Services	-	67,895	-	\$ 67,895
Licensing & Registration	39,230	199	-	\$ 39,429
BRM - Wildlife	1,345,141	587,065	889,704	\$ 2,821,910
BRM - Fisheries & Hatcheries	1,000,441	323,340	15,534	\$ 1,339,315
Bureau of Warden Service	102,631	442,802	-	\$ 545,433
Division of Public Information	-	-	-	\$ -
<i>sub total</i>	\$ 2,491,268	\$ 1,518,640	\$ 1,347,700	\$ 5,357,608
<u>Dedicated Fund</u>				
Office of the Commissioner	-	-	75,191	\$ 75,191
Administrative Services	24,650	30,039	8,392	\$ 63,081
Licensing & Registration	-	-	-	\$ -
BRM - Wildlife	211,677	549,636	196,092	\$ 957,405
BRM - Fisheries & Hatcheries	-	2,979	-	\$ 2,979
Bureau of Warden Service	24,700	97,699	-	\$ 122,399
Division of Public Information	111,932	117,394	19,491	\$ 248,817
<i>sub total</i>	\$ 372,959	\$ 797,747	\$ 299,166	\$ 1,469,872
<u>Total All Funds</u>				
Office of the Commissioner	332,725	339,791	517,653	\$ 1,190,169
Administrative Services	697,067	835,406	14,908	\$ 1,547,381
Licensing & Registration	690,641	736,433	-	\$ 1,427,074
BRM - Wildlife	2,324,289	1,447,321	1,109,934	\$ 4,881,544
BRM - Fisheries & Hatcheries	2,740,467	860,569	67,746	\$ 3,668,782
Bureau of Warden Service	7,519,585	1,847,514	74,898	\$ 9,441,997
Division of Public Information	469,143	368,663	19,491	\$ 857,297
<i>Grand Total</i>	\$ 14,773,917	\$ 6,435,697	\$ 1,804,630	\$ 23,014,244

Maine Department of Inland Fisheries & Wildlife
Program Evaluation Financial Report - Fiscal Year 1998
Expenditure Summary - All Funds



Maine Department of Inland Fisheries & Wildlife
Program Evaluation Financial Report - Fiscal Year 1998
Expenditure Summary - General Fund

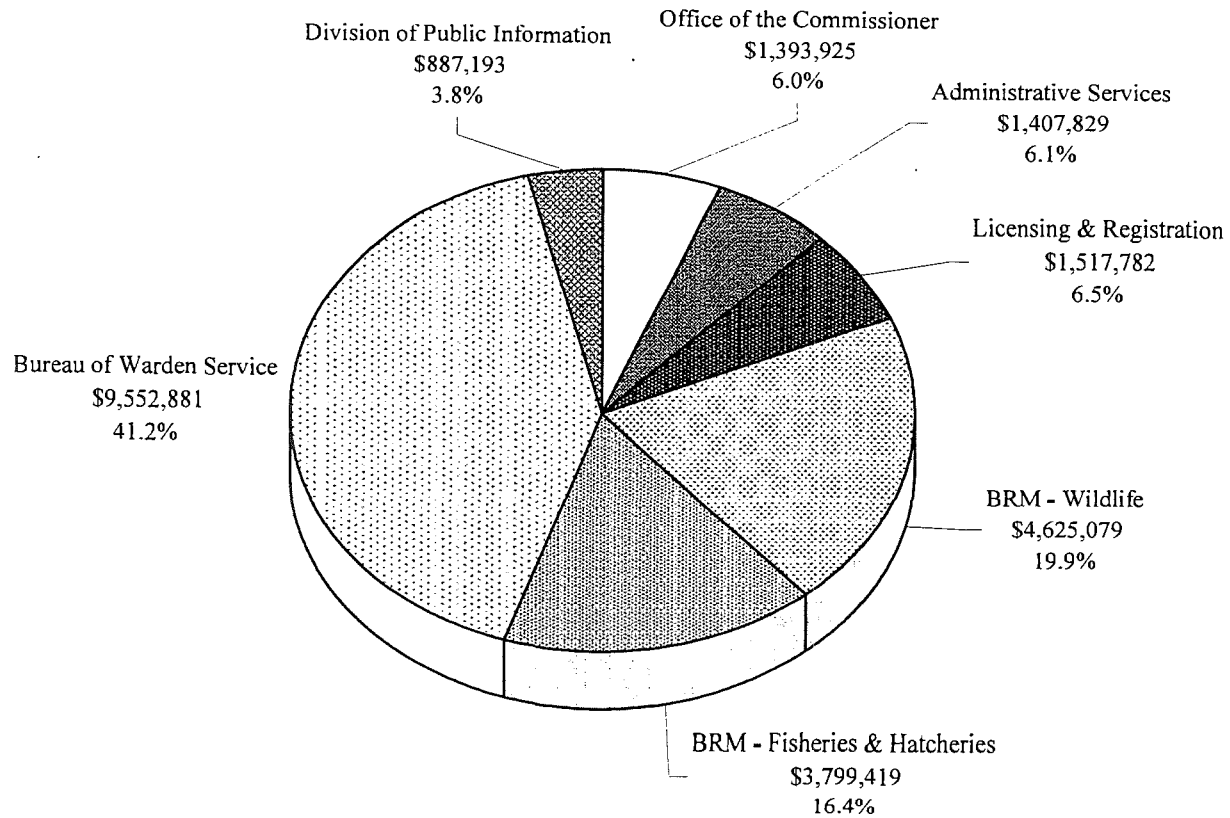




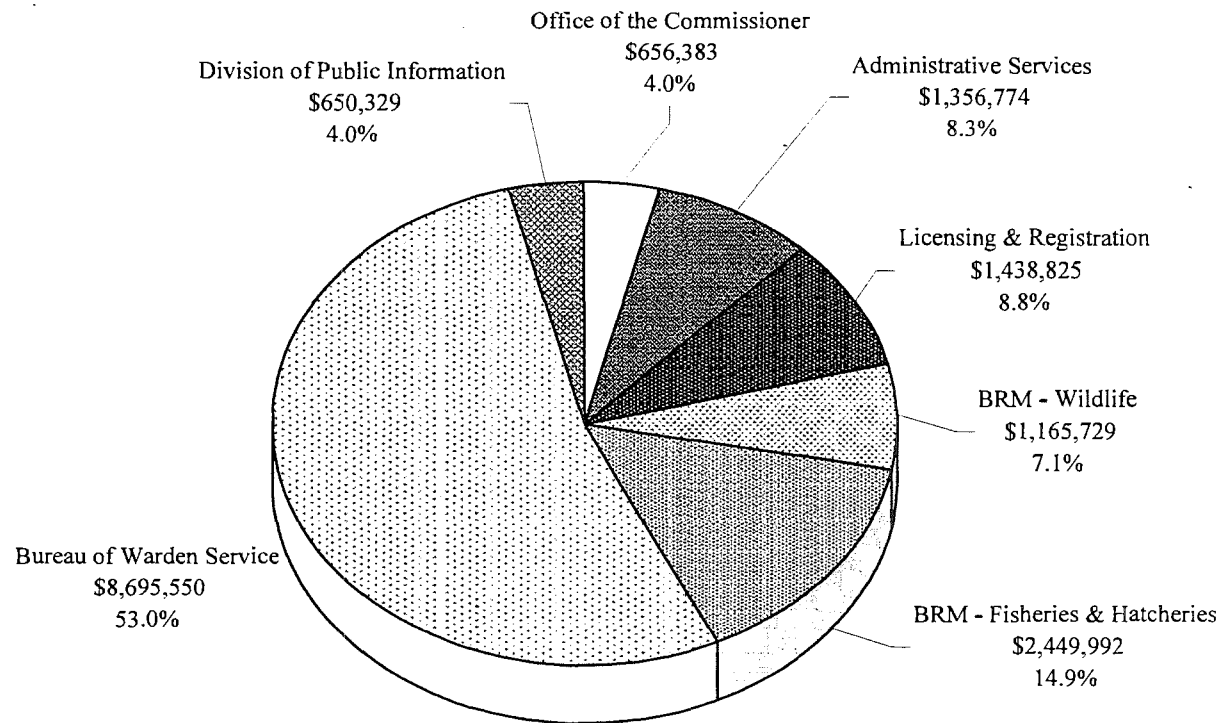
Maine Department of Inland Fisheries & Wildlife
Program Evaluation Financial Report - Fiscal Year 1999
Expenditure Summary by Fund Type
All Divisions

	Personal Services	All Other	Capital	Total
<u>General Fund</u>				
Office of the Commissioner	382,948	273,435	-	\$ 656,383
Administrative Services	759,389	597,385	-	\$ 1,356,774
Licensing & Registration	746,455	692,370	-	\$ 1,438,825
BRM - Wildlife	883,054	280,875	1,800	\$ 1,165,729
BRM - Fisheries & Hatcheries	1,806,969	606,887	36,136	\$ 2,449,992
Bureau of Warden Service	7,228,440	1,379,660	87,450	\$ 8,695,550
Division of Public Information	347,316	303,013	-	\$ 650,329
<i>sub total</i>	\$ 12,154,571	\$ 4,133,625	\$ 125,386	\$ 16,413,582
<u>Federal Fund</u>				
Office of the Commissioner	49,599	104,485	230,847	\$ 384,931
Administrative Services	-	3,020	-	\$ 3,020
Licensing & Registration	5,000	73,957	-	\$ 78,957
BRM - Wildlife	1,221,903	462,000	98,005	\$ 1,781,908
BRM - Fisheries & Hatcheries	941,469	380,533	25,458	\$ 1,347,460
Bureau of Warden Service	64,619	554,023	107,067	\$ 725,709
Division of Public Information	-	-	-	\$ -
<i>sub total</i>	\$ 2,282,590	\$ 1,578,018	\$ 461,377	\$ 4,321,985
<u>Dedicated Fund</u>				
Office of the Commissioner	-	49,523	303,088	\$ 352,611
Administrative Services	8,907	30,028	9,100	\$ 48,035
Licensing & Registration	-	-	-	\$ -
BRM - Wildlife	290,376	664,899	722,167	\$ 1,677,442
BRM - Fisheries & Hatcheries	-	1,967	-	\$ 1,967
Bureau of Warden Service	39,523	92,099	-	\$ 131,622
Division of Public Information	114,995	121,369	500	\$ 236,864
<i>sub total</i>	\$ 453,801	\$ 959,885	\$ 1,034,855	\$ 2,448,541
<u>Total All Funds</u>				
Office of the Commissioner	432,547	427,443	533,935	\$ 1,393,925
Administrative Services	768,296	630,433	9,100	\$ 1,407,829
Licensing & Registration	751,455	766,327	-	\$ 1,517,782
BRM - Wildlife	2,395,333	1,407,774	821,972	\$ 4,625,079
BRM - Fisheries & Hatcheries	2,748,438	989,387	61,594	\$ 3,799,419
Bureau of Warden Service	7,332,582	2,025,782	194,517	\$ 9,552,881
Division of Public Information	462,311	424,382	500	\$ 887,193
<i>Grand Total</i>	\$ 14,890,962	\$ 6,671,528	\$ 1,621,618	\$ 23,184,108

Maine Department of Inland Fisheries & Wildlife
Program Evaluation Financial Report - Fiscal Year 1999
Expenditure Summary - All Funds



Maine Department of Inland Fisheries & Wildlife
Program Evaluation Financial Report - Fiscal Year 1999
Expenditure Summary - General Fund

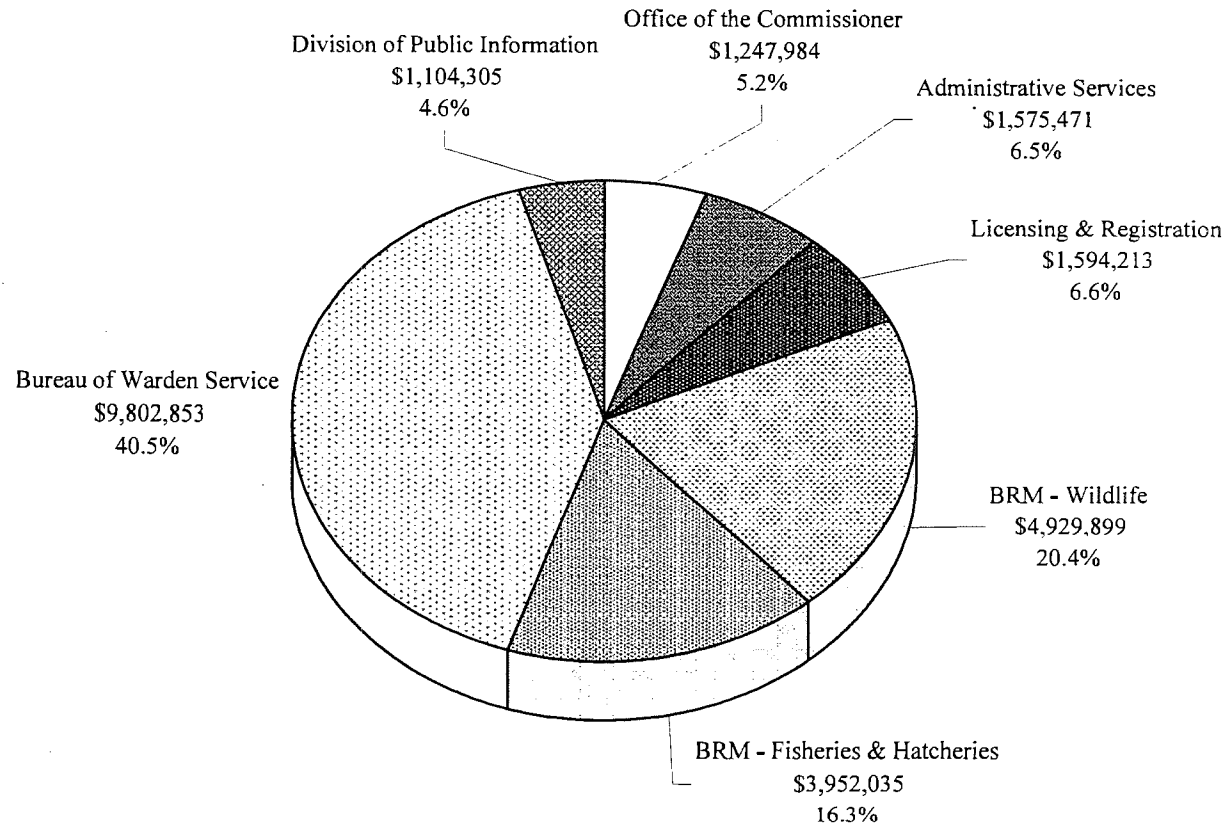




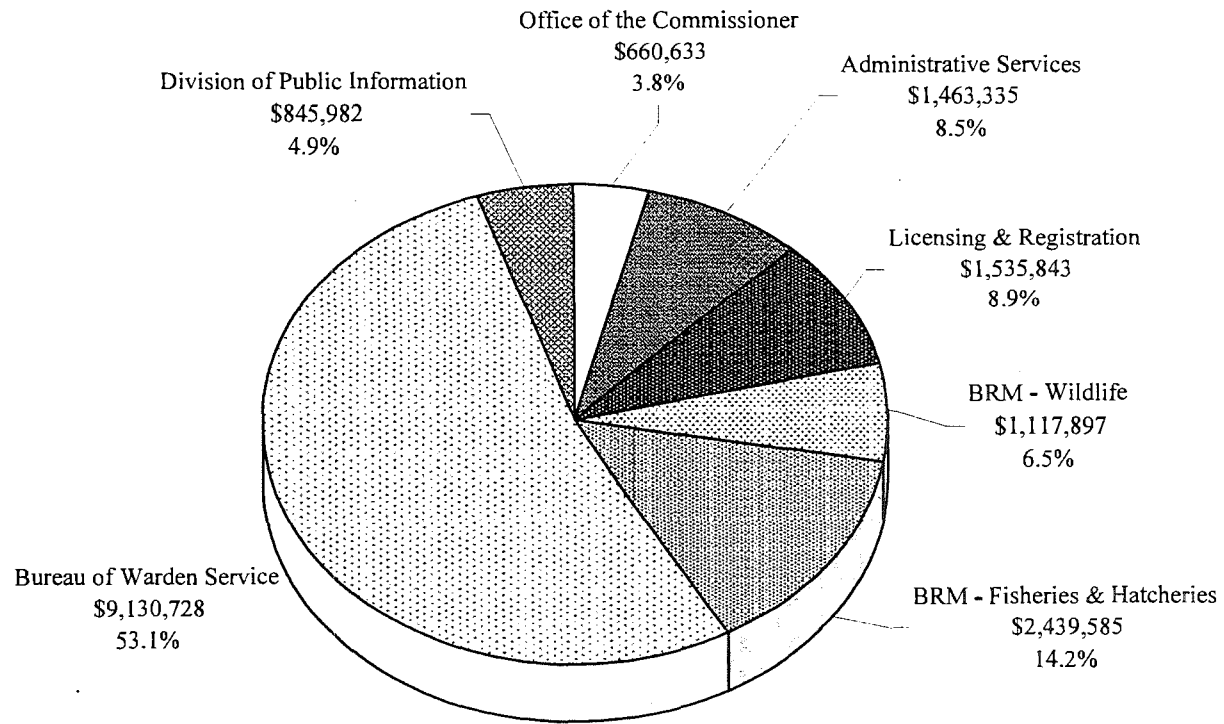
Maine Department of Inland Fisheries & Wildlife
Program Evaluation Financial Report - Fiscal Year 2000
Expenditure Summary by Fund Type
All Divisions

	Personal Services	All Other	Capital	Total
General Fund				
Office of the Commissioner	400,359	260,274	-	\$ 660,633
Administrative Services	757,492	705,843	-	\$ 1,463,335
Licensing & Registration	754,408	781,435	-	\$ 1,535,843
BRM - Wildlife	797,218	292,486	28,193	\$ 1,117,897
BRM - Fisheries & Hatcheries	1,742,858	623,660	73,067	\$ 2,439,585
Bureau of Warden Service	7,227,038	1,647,544	256,146	\$ 9,130,728
Division of Public Information	438,541	399,182	8,259	\$ 845,982
<i>sub total</i>	\$ 12,117,914	\$ 4,710,424	\$ 365,665	\$ 17,194,003
Federal Fund				
Office of the Commissioner	93,135	114,245	171,061	\$ 378,441
Administrative Services	-	96	-	\$ 96
Licensing & Registration	-	58,370	-	\$ 58,370
BRM - Wildlife	1,402,523	671,100	517,122	\$ 2,590,745
BRM - Fisheries & Hatcheries	1,040,496	448,203	23,751	\$ 1,512,450
Bureau of Warden Service	92,493	478,227	-	\$ 570,720
Division of Public Information	-	-	-	\$ -
<i>sub total</i>	\$ 2,628,647	\$ 1,770,241	\$ 711,934	\$ 5,110,822
Dedicated Fund				
Office of the Commissioner	-	28,834	180,076	\$ 208,910
Administrative Services	44,900	67,140	-	\$ 112,040
Licensing & Registration	-	-	-	\$ -
BRM - Wildlife	366,357	712,005	142,895	\$ 1,221,257
BRM - Fisheries & Hatcheries	-	-	-	\$ -
Bureau of Warden Service	55,375	46,030	-	\$ 101,405
Division of Public Information	116,435	122,004	19,884	\$ 258,323
<i>sub total</i>	\$ 583,067	\$ 976,013	\$ 342,855	\$ 1,901,935
Total All Funds				
Office of the Commissioner	493,494	403,353	351,137	\$ 1,247,984
Administrative Services	802,392	773,079	-	\$ 1,575,471
Licensing & Registration	754,408	839,805	-	\$ 1,594,213
BRM - Wildlife	2,566,098	1,675,591	688,210	\$ 4,929,899
BRM - Fisheries & Hatcheries	2,783,354	1,071,863	96,818	\$ 3,952,035
Bureau of Warden Service	7,374,906	2,171,801	256,146	\$ 9,802,853
Division of Public Information	554,976	521,186	28,143	\$ 1,104,305
<i>Grand Total</i>	\$ 15,329,628	\$ 7,456,678	\$ 1,420,454	\$ 24,206,760

Maine Department of Inland Fisheries & Wildlife
Program Evaluation Financial Report - Fiscal Year 2000
Expenditure Summary - All Funds



Maine Department of Inland Fisheries & Wildlife
Program Evaluation Financial Report - Fiscal Year 2000
Expenditure Summary - General Fund

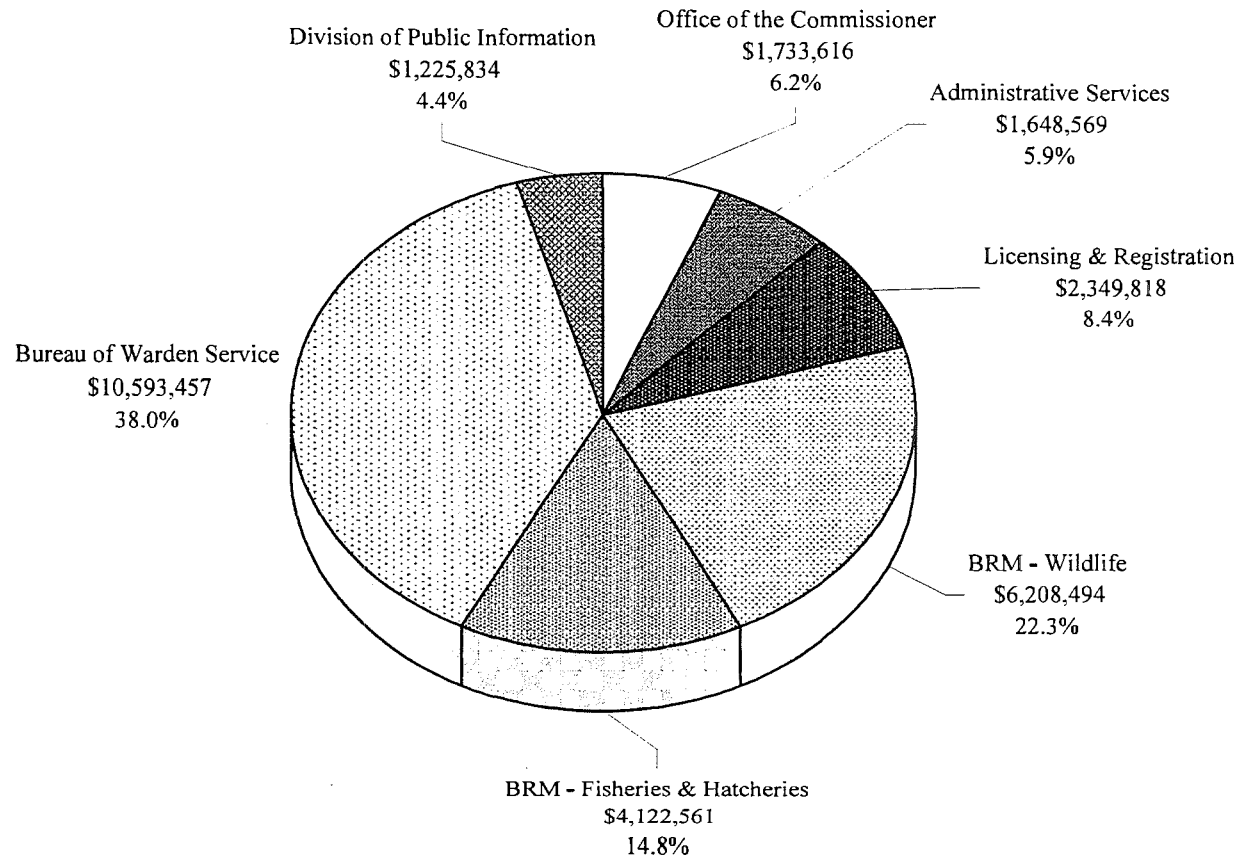




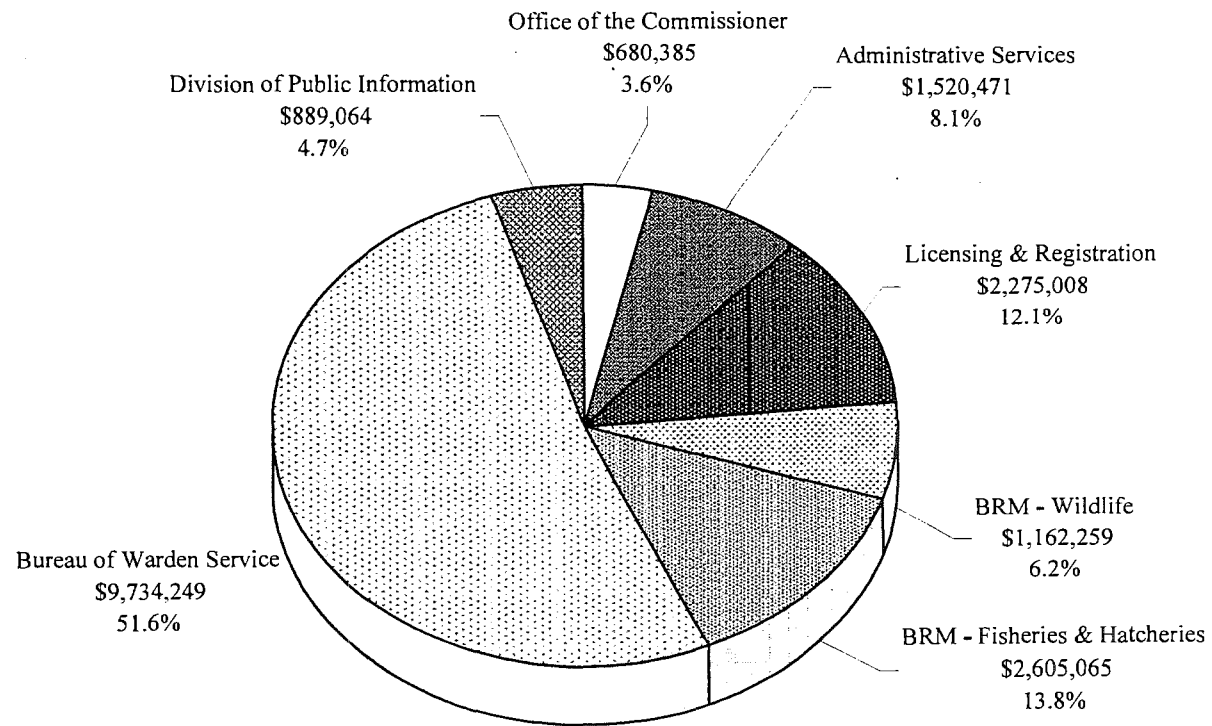
Maine Department of Inland Fisheries & Wildlife
Program Evaluation Financial Report - Fiscal Year 2001
Expenditure Summary by Fund Type
All Divisions

	Personal Services	All Other	Capital	Total
General Fund				
Office of the Commissioner	428,136	252,249	-	\$ 680,385
Administrative Services	805,408	715,063	-	\$ 1,520,471
Licensing & Registration	807,821	1,467,187	-	\$ 2,275,008
BRM - Wildlife	844,810	294,644	22,805	\$ 1,162,259
BRM - Fisheries & Hatcheries	1,855,623	620,300	129,142	\$ 2,605,065
Bureau of Warden Service	7,821,107	1,646,125	267,017	\$ 9,734,249
Division of Public Information	472,549	416,515	-	\$ 889,064
<i>sub total</i>	\$ 13,035,454	\$ 5,412,083	\$ 418,964	\$ 18,866,501
Federal Fund				
Office of the Commissioner	103,611	58,877	353,213	\$ 515,701
Administrative Services	-	-	-	\$ -
Licensing & Registration	10,000	64,810	-	\$ 74,810
BRM - Wildlife	1,663,870	534,555	838,415	\$ 3,036,840
BRM - Fisheries & Hatcheries	1,083,454	407,048	26,775	\$ 1,517,277
Bureau of Warden Service	89,113	513,737	137,268	\$ 740,118
Division of Public Information	-	-	-	\$ -
<i>sub total</i>	\$ 2,950,048	\$ 1,579,027	\$ 1,355,671	\$ 5,884,746
Dedicated Fund				
Office of the Commissioner	-	154,104	383,426	\$ 537,530
Administrative Services	68,850	56,748	2,500	\$ 128,098
Licensing & Registration	-	-	-	\$ -
BRM - Wildlife	408,136	1,199,117	402,142	\$ 2,009,395
BRM - Fisheries & Hatcheries	-	219	-	\$ 219
Bureau of Warden Service	66,763	52,327	-	\$ 119,090
Division of Public Information	127,454	155,491	53,825	\$ 336,770
<i>sub total</i>	\$ 671,203	\$ 1,618,006	\$ 841,893	\$ 3,131,102
Total All Funds				
Office of the Commissioner	531,747	465,230	736,639	\$ 1,733,616
Administrative Services	874,258	771,811	2,500	\$ 1,648,569
Licensing & Registration	817,821	1,531,997	-	\$ 2,349,818
BRM - Wildlife	2,916,816	2,028,316	1,263,362	\$ 6,208,494
BRM - Fisheries & Hatcheries	2,939,077	1,027,567	155,917	\$ 4,122,561
Bureau of Warden Service	7,976,983	2,212,189	404,285	\$ 10,593,457
Division of Public Information	600,003	572,006	53,825	\$ 1,225,834
<i>Grand Total</i>	\$ 16,656,705	\$ 8,609,116	\$ 2,616,528	\$ 27,882,349

Maine Department of Inland Fisheries & Wildlife
Program Evaluation Financial Report - Fiscal Year 2001
Expenditure Summary - All Funds



Maine Department of Inland Fisheries & Wildlife
Program Evaluation Financial Report - Fiscal Year 2001
Expenditure Summary - General Fund

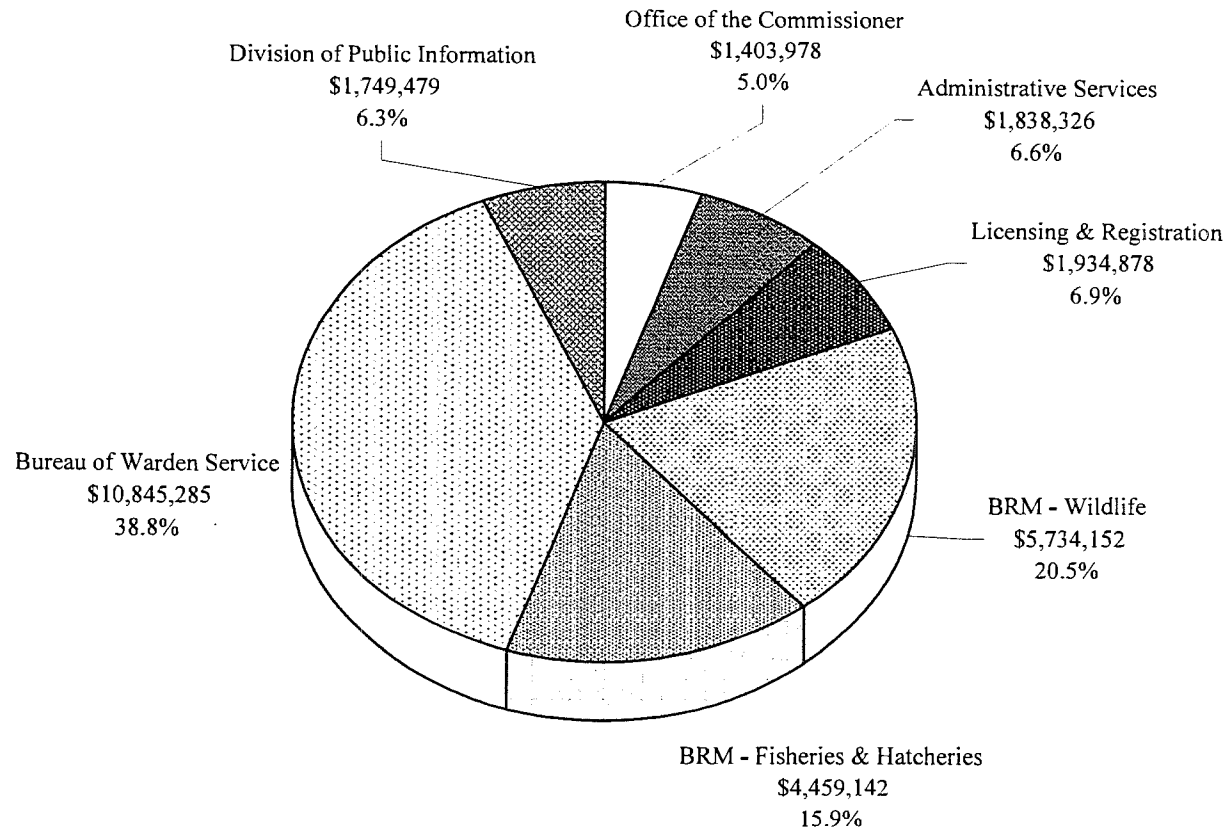




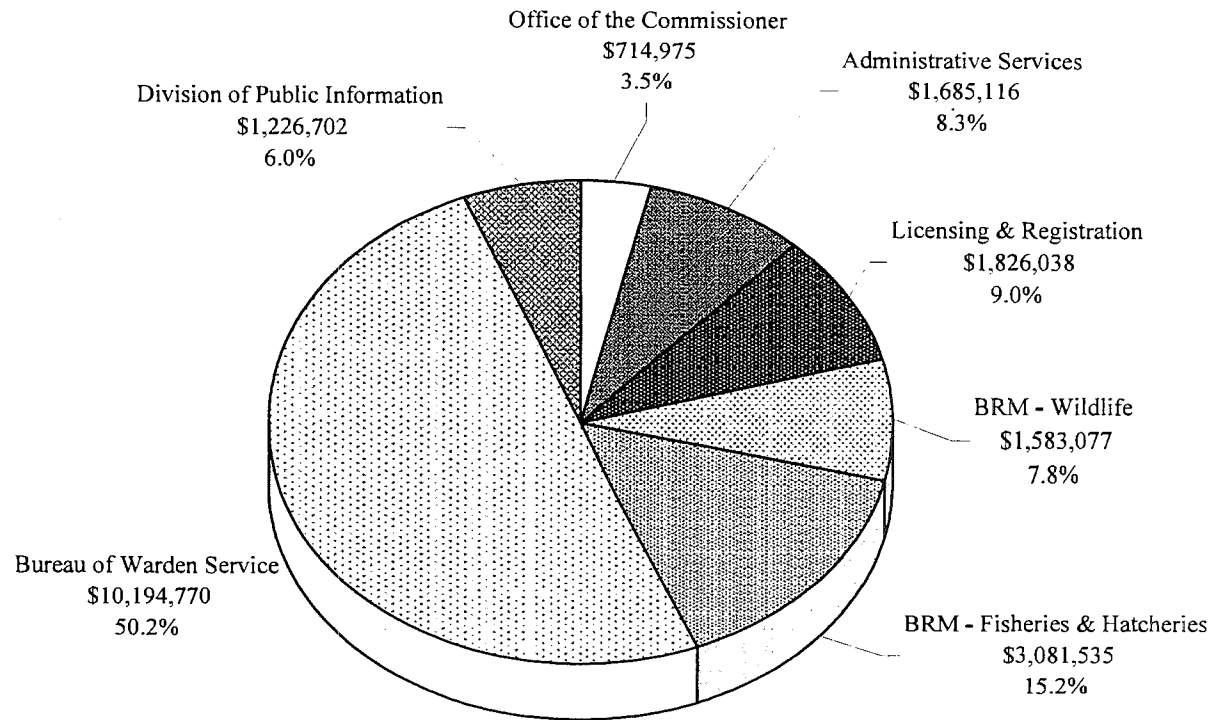
Maine Department of Inland Fisheries & Wildlife
Program Evaluation Financial Report - Fiscal Year 2002
Expenditure Summary by Fund Type
All Divisions

	Personal Services	All Other	Capital	Total
General Fund				
Office of the Commissioner	459,225	255,750	-	\$ 714,975
Administrative Services	866,890	768,226	50,000	\$ 1,685,116
Licensing & Registration	890,501	935,537	-	\$ 1,826,038
BRM - Wildlife	1,259,528	312,990	10,559	\$ 1,583,077
BRM - Fisheries & Hatcheries	2,154,602	853,834	73,099	\$ 3,081,535
Bureau of Warden Service	8,221,603	1,779,621	193,546	\$ 10,194,770
Division of Public Information	703,305	516,467	6,930	\$ 1,226,702
<i>sub total</i>	\$ 14,555,654	\$ 5,422,425	\$ 334,134	\$ 20,312,213
Federal Fund				
Office of the Commissioner	87,674	45,880	112,127	\$ 245,681
Administrative Services	-	-	-	\$ -
Licensing & Registration	2,248	10,012	-	\$ 12,260
BRM - Wildlife	1,424,617	593,529	131,677	\$ 2,149,823
BRM - Fisheries & Hatcheries	1,037,209	309,433	30,561	\$ 1,377,203
Bureau of Warden Service	735	467,662	-	\$ 468,397
Division of Public Information	82,424	111,420	-	\$ 193,844
<i>sub total</i>	\$ 2,634,907	\$ 1,537,936	\$ 274,365	\$ 4,447,208
Dedicated Fund				
Office of the Commissioner	-	145,920	297,402	\$ 443,322
Administrative Services	46,611	106,599	-	\$ 153,210
Licensing & Registration	-	96,580	-	\$ 96,580
BRM - Wildlife	493,122	1,120,299	387,831	\$ 2,001,252
BRM - Fisheries & Hatcheries	-	404	-	\$ 404
Bureau of Warden Service	130,750	51,368	-	\$ 182,118
Division of Public Information	144,445	169,145	15,343	\$ 328,933
<i>sub total</i>	\$ 814,928	\$ 1,690,315	\$ 700,576	\$ 3,205,819
Total All Funds				
Office of the Commissioner	546,899	447,550	409,529	\$ 1,403,978
Administrative Services	913,501	874,825	50,000	\$ 1,838,326
Licensing & Registration	892,749	1,042,129	-	\$ 1,934,878
BRM - Wildlife	3,177,267	2,026,818	530,067	\$ 5,734,152
BRM - Fisheries & Hatcheries	3,191,811	1,163,671	103,660	\$ 4,459,142
Bureau of Warden Service	8,353,088	2,298,651	193,546	\$ 10,845,285
Division of Public Information	930,174	797,032	22,273	\$ 1,749,479
<i>Grand Total</i>	\$ 18,005,489	\$ 8,650,676	\$ 1,309,075	\$ 27,965,240

Maine Department of Inland Fisheries & Wildlife
Program Evaluation Financial Report - Fiscal Year 2002
Expenditure Summary - All Funds



Maine Department of Inland Fisheries & Wildlife
Program Evaluation Financial Report - Fiscal Year 2002
Expenditure Summary - General Fund

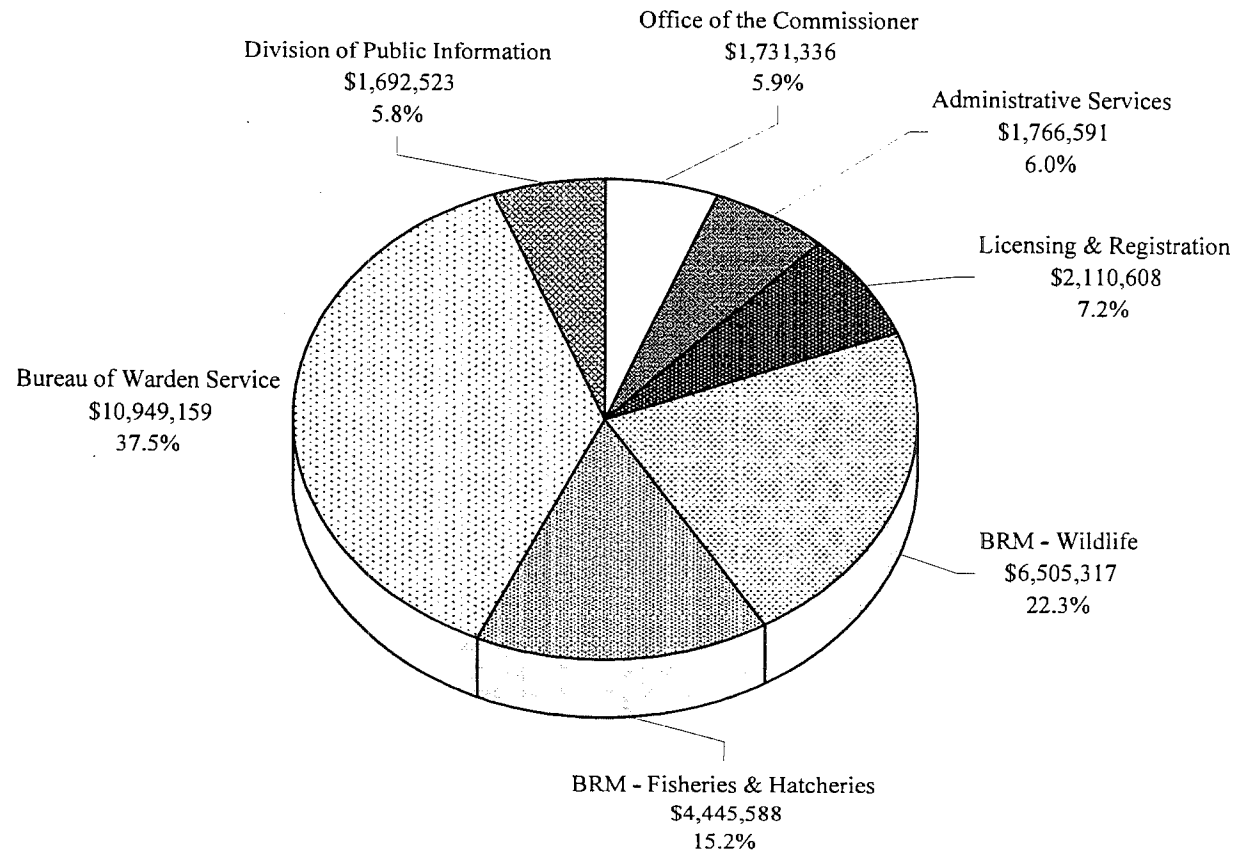




Maine Department of Inland Fisheries & Wildlife
Program Evaluation Financial Report - Fiscal Year 2003
Expenditure Summary by Fund Type
All Divisions

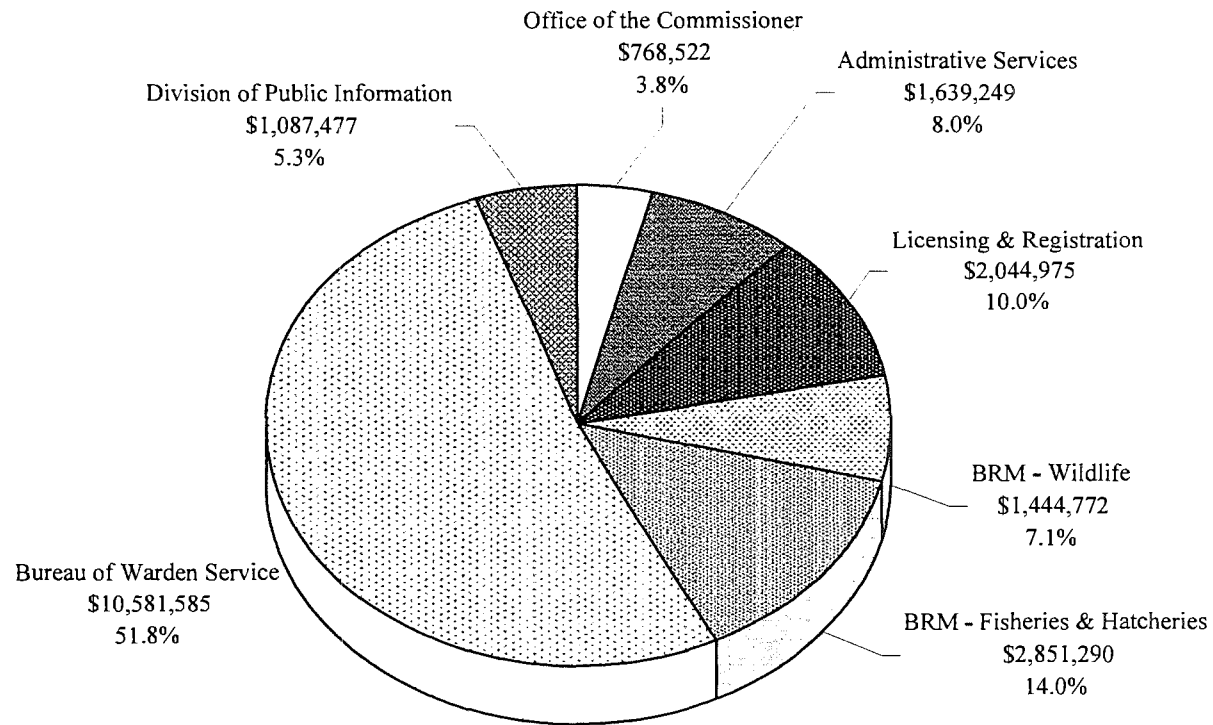
	Personal Services	All Other	Capital	Total
General Fund				
Office of the Commissioner	526,284	242,238	-	\$ 768,522
Administrative Services	897,754	741,495	-	\$ 1,639,249
Licensing & Registration	940,704	1,104,271	-	\$ 2,044,975
BRM - Wildlife	1,091,208	314,375	39,189	\$ 1,444,772
BRM - Fisheries & Hatcheries	2,109,061	671,410	70,819	\$ 2,851,290
Bureau of Warden Service	8,586,023	1,825,757	169,805	\$ 10,581,585
Division of Public Information	660,082	411,825	15,570	\$ 1,087,477
<i>sub total</i>	\$ 14,811,116	\$ 5,311,371	\$ 295,383	\$ 20,417,870
Federal Fund				
Office of the Commissioner	100,592	18,658	329,409	\$ 448,659
Administrative Services	-	-	-	\$ -
Licensing & Registration	30,279	4,759	-	\$ 35,038
BRM - Wildlife	1,697,080	671,525	771,055	\$ 3,139,660
BRM - Fisheries & Hatcheries	1,184,518	355,758	51,015	\$ 1,591,291
Bureau of Warden Service	-	125,347	-	\$ 125,347
Division of Public Information	122,065	108,519	-	\$ 230,584
<i>sub total</i>	\$ 3,134,534	\$ 1,284,566	\$ 1,151,479	\$ 5,570,579
Dedicated Fund				
Office of the Commissioner	-	184,850	329,305	\$ 514,155
Administrative Services	51,370	44,807	31,165	\$ 127,342
Licensing & Registration	-	30,595	-	\$ 30,595
BRM - Wildlife	457,381	601,099	862,405	\$ 1,920,885
BRM - Fisheries & Hatcheries	-	3,007	-	\$ 3,007
Bureau of Warden Service	92,673	93,165	56,389	\$ 242,227
Division of Public Information	135,763	191,364	47,335	\$ 374,462
<i>sub total</i>	\$ 737,187	\$ 1,148,887	\$ 1,326,599	\$ 3,212,673
Total All Funds				
Office of the Commissioner	626,876	445,746	658,714	\$ 1,731,336
Administrative Services	949,124	786,302	31,165	\$ 1,766,591
Licensing & Registration	970,983	1,139,625	-	\$ 2,110,608
BRM - Wildlife	3,245,669	1,586,999	1,672,649	\$ 6,505,317
BRM - Fisheries & Hatcheries	3,293,579	1,030,175	121,834	\$ 4,445,588
Bureau of Warden Service	8,678,696	2,044,269	226,194	\$ 10,949,159
Division of Public Information	917,910	711,708	62,905	\$ 1,692,523
<i>Grand Total</i>	\$ 18,682,837	\$ 7,744,824	\$ 2,773,461	\$ 29,201,122

Maine Department of Inland Fisheries & Wildlife
Program Evaluation Financial Report - Fiscal Year 2003
Expenditure Summary - All Funds



NOTE: Bond Fund expenditures totaling \$54,977 are not included in this data.

Maine Department of Inland Fisheries & Wildlife
Program Evaluation Financial Report - Fiscal Year 2003
Expenditure Summary - General Fund



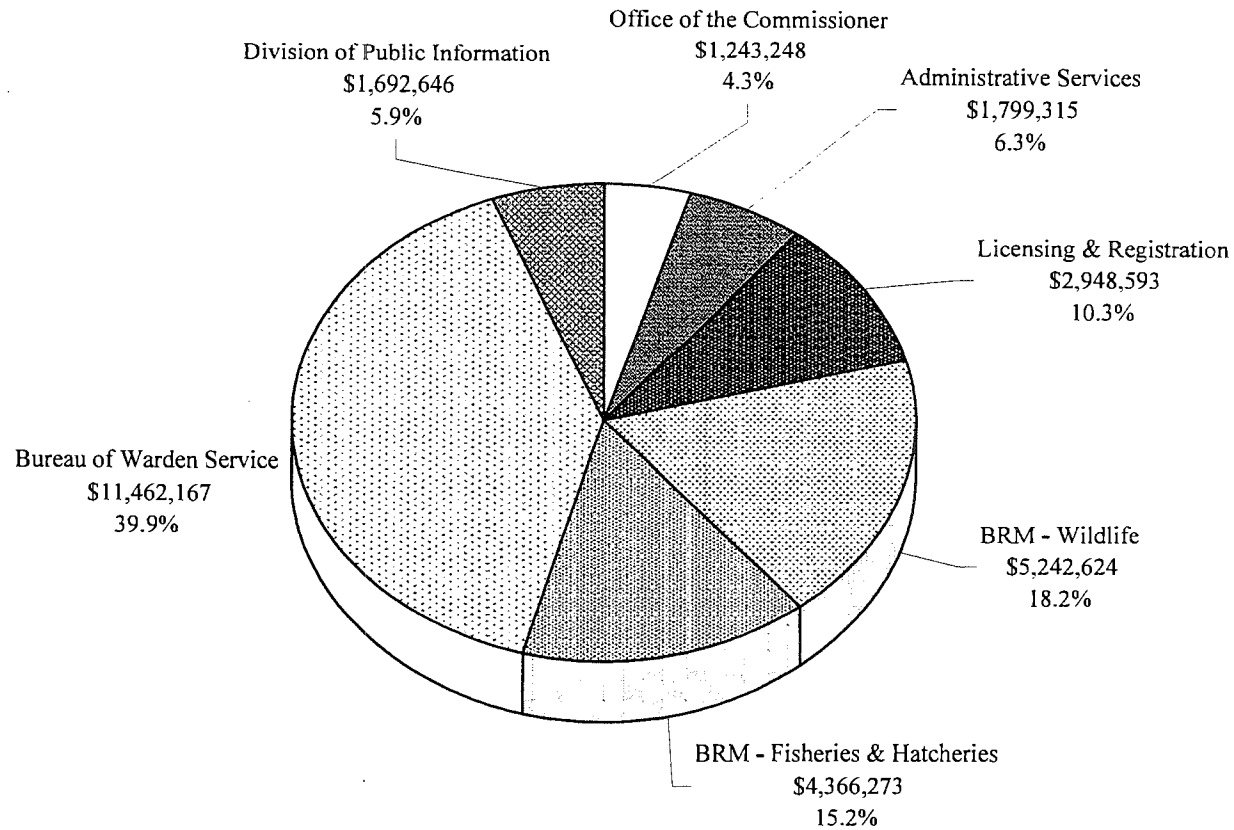


Maine Department of Inland Fisheries & Wildlife
Program Evaluation Financial Report - Fiscal Year 2004
Expenditure Summary by Fund Type

All Divisions

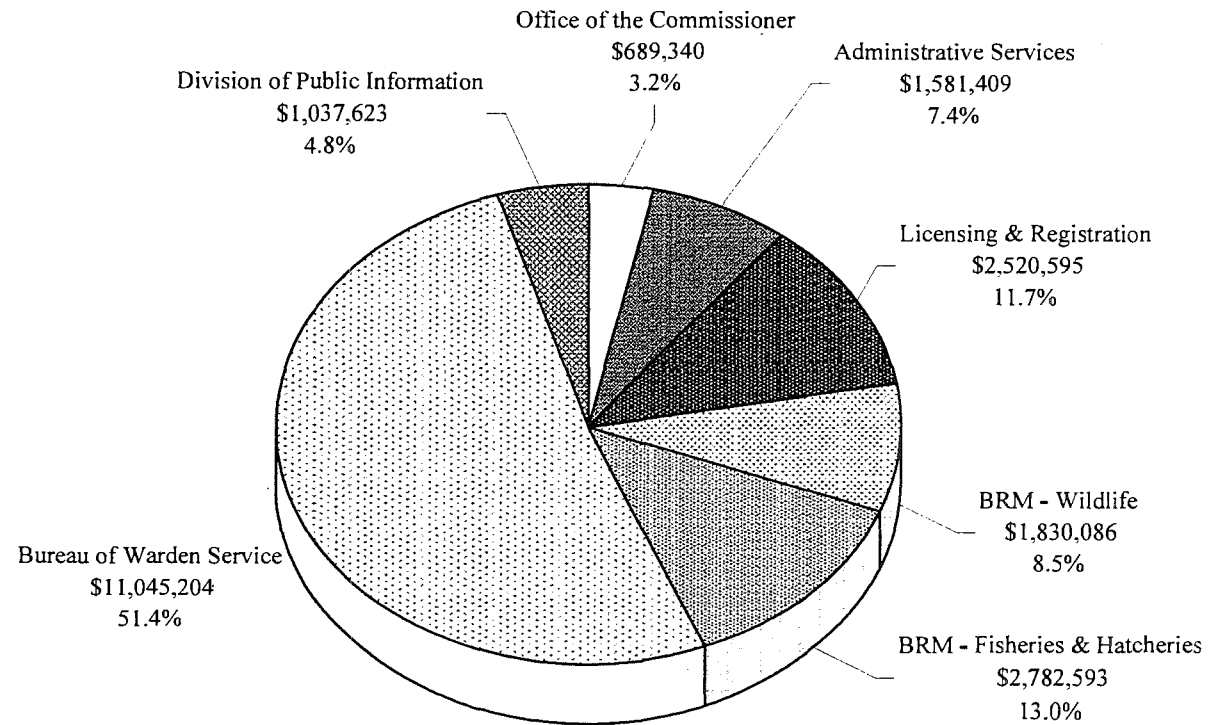
	Personal Services	All Other	Capital	Total
<u>General Fund</u>				
Office of the Commissioner	433,964	255,376	-	\$ 689,340
Administrative Services	800,193	781,216	-	\$ 1,581,409
Licensing & Registration	1,138,809	1,381,786	-	\$ 2,520,595
BRM - Wildlife	1,509,932	300,644	19,510	\$ 1,830,086
BRM - Fisheries & Hatcheries	2,231,203	535,288	16,102	\$ 2,782,593
Bureau of Warden Service	8,981,345	2,008,360	55,499	\$ 11,045,204
Division of Public Information	611,144	426,479	-	\$ 1,037,623
<i>sub total</i>	\$ 15,706,590	\$ 5,689,149	\$ 91,111	\$ 21,486,850
<u>Federal Fund</u>				
Office of the Commissioner	-	95,796	96,488	\$ 192,284
Administrative Services	-	-	-	\$ -
Licensing & Registration	21,599	305,164	-	\$ 326,763
BRM - Wildlife	1,268,112	815,898	35,977	\$ 2,119,987
BRM - Fisheries & Hatcheries	1,191,455	311,908	9,906	\$ 1,513,269
Bureau of Warden Service	-	177,040	-	\$ 177,040
Division of Public Information	86,216	107,228	-	\$ 193,444
<i>sub total</i>	\$ 2,567,382	\$ 1,813,034	\$ 142,371	\$ 4,522,787
<u>Dedicated Fund</u>				
Office of the Commissioner	47,074	183,359	131,191	\$ 361,624
Administrative Services	61,565	147,296	9,045	\$ 217,906
Licensing & Registration	-	101,235	-	\$ 101,235
BRM - Wildlife	621,740	627,125	43,686	\$ 1,292,551
BRM - Fisheries & Hatcheries	30,535	39,876	-	\$ 70,411
Bureau of Warden Service	71,168	51,292	117,463	\$ 239,923
Division of Public Information	229,296	232,283	-	\$ 461,579
<i>sub total</i>	\$ 1,061,378	\$ 1,382,466	\$ 301,385	\$ 2,745,229
<u>Total All Funds</u>				
Office of the Commissioner	481,038	534,531	227,679	\$ 1,243,248
Administrative Services	861,758	928,512	9,045	\$ 1,799,315
Licensing & Registration	1,160,408	1,788,185	-	\$ 2,948,593
BRM - Wildlife	3,399,784	1,743,667	99,173	\$ 5,242,624
BRM - Fisheries & Hatcheries	3,453,193	887,072	26,008	\$ 4,366,273
Bureau of Warden Service	9,052,513	2,236,692	172,962	\$ 11,462,167
Division of Public Information	926,656	765,990	-	\$ 1,692,646
<i>Grand Total</i>	\$ 19,335,350	\$ 8,884,649	\$ 534,867	\$ 28,754,866

Maine Department of Inland Fisheries & Wildlife
Program Evaluation Financial Report - Fiscal Year 2004
Expenditure Summary - All Funds



NOTE: Bond Fund expenditures totaling \$996,976 are not included in this data.

Maine Department of Inland Fisheries & Wildlife
Program Evaluation Financial Report - Fiscal Year 2004
Expenditure Summary - General Fund

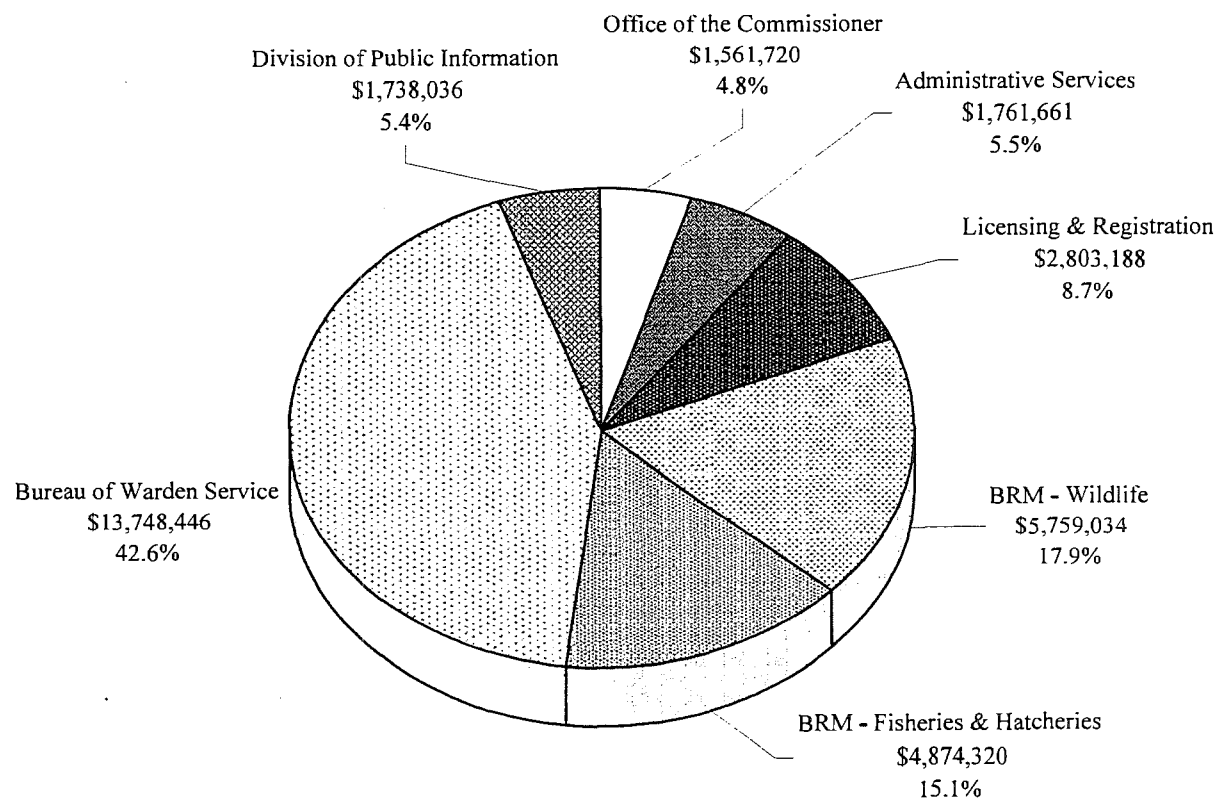




Maine Department of Inland Fisheries & Wildlife
Annual Financial Report - Fiscal Year 2005
Expenditure Summary by Fund Type
All Divisions

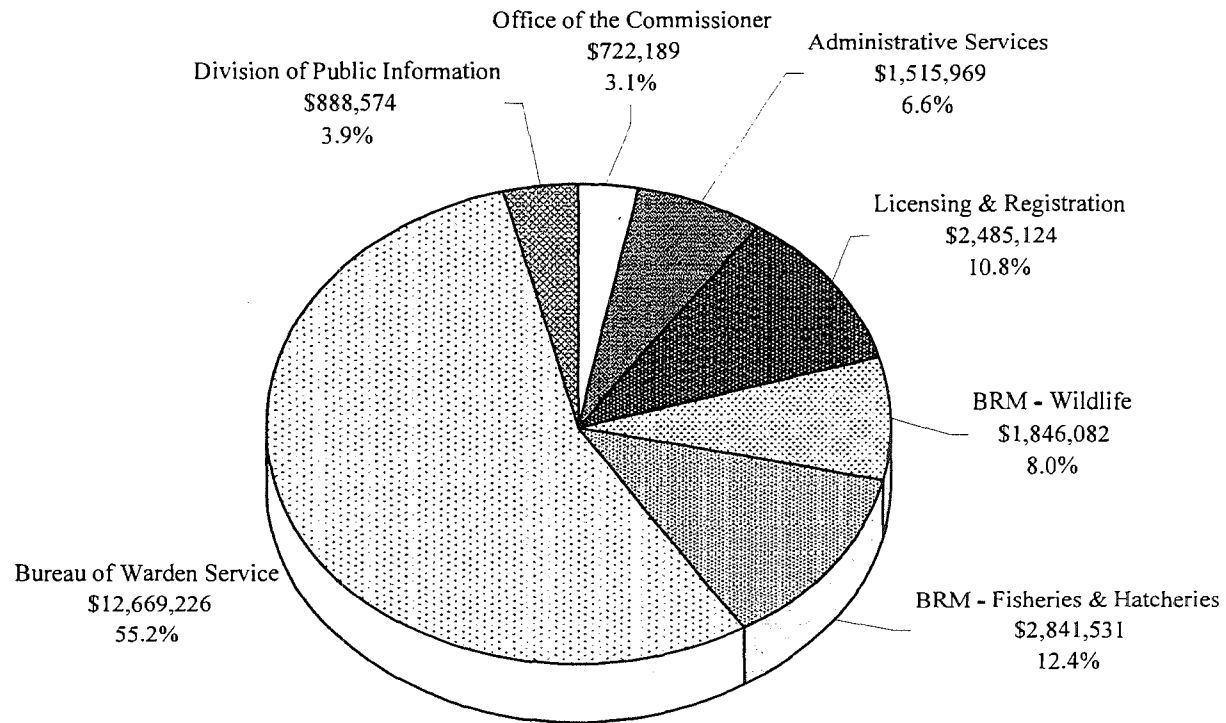
	Personal Services	All Other	Capital	Total
<u>General Fund</u>				
Office of the Commissioner	425,200	296,989	-	\$ 722,189
Administrative Services	808,541	707,428	-	\$ 1,515,969
Licensing & Registration	1,205,353	1,279,771	-	\$ 2,485,124
BRM - Wildlife	1,556,569	258,485	31,028	\$ 1,846,082
BRM - Fisheries & Hatcheries	2,283,009	506,829	51,693	\$ 2,841,531
Bureau of Warden Service	10,733,136	1,885,689	50,401	\$ 12,669,226
Division of Public Information	578,620	309,954	-	\$ 888,574
<i>sub total</i>	\$ 17,590,428	\$ 5,245,145	\$ 133,122	\$ 22,968,695
<u>Federal Fund</u>				
Office of the Commissioner	-	268,180	12,481	\$ 280,661
Administrative Services	-	-	69,375	\$ 69,375
Licensing & Registration	61,258	113,997	-	\$ 175,255
BRM - Wildlife	1,317,075	984,333	274,937	\$ 2,576,345
BRM - Fisheries & Hatcheries	1,438,179	439,493	13,038	\$ 1,890,710
Bureau of Warden Service	-	491,395	-	\$ 491,395
Division of Public Information	127,343	115,737	-	\$ 243,080
<i>sub total</i>	\$ 2,943,855	\$ 2,413,135	\$ 369,831	\$ 5,726,821
<u>Dedicated Fund</u>				
Office of the Commissioner	49,045	211,466	298,359	\$ 558,870
Administrative Services	76,581	41,781	57,955	\$ 176,317
Licensing & Registration	-	142,809	-	\$ 142,809
BRM - Wildlife	708,125	498,980	129,502	\$ 1,336,607
BRM - Fisheries & Hatcheries	40,483	46,719	54,877	\$ 142,079
Bureau of Warden Service	447,701	48,404	91,720	\$ 587,825
Division of Public Information	257,269	322,281	26,832	\$ 606,382
<i>sub total</i>	\$ 1,579,204	\$ 1,312,440	\$ 659,245	\$ 3,550,889
<u>Total All Funds</u>				
Office of the Commissioner	474,245	776,635	310,840	\$ 1,561,720
Administrative Services	885,122	749,209	127,330	\$ 1,761,661
Licensing & Registration	1,266,611	1,536,577	-	\$ 2,803,188
BRM - Wildlife	3,581,769	1,741,798	435,467	\$ 5,759,034
BRM - Fisheries & Hatcheries	3,761,671	993,041	119,608	\$ 4,874,320
Bureau of Warden Service	11,180,837	2,425,488	142,121	\$ 13,748,446
Division of Public Information	963,232	747,972	26,832	\$ 1,738,036
<i>Grand Total</i>	\$ 22,113,487	\$ 8,970,720	\$ 1,162,198	\$ 32,246,405

Maine Department of Inland Fisheries & Wildlife
Annual Financial Report - Fiscal Year 2005
Expenditure Summary - All Funds



NOTE: Bond Fund expenditures totaling \$4,573,305 are not included in this data.

Maine Department of Inland Fisheries & Wildlife
Annual Financial Report - Fiscal Year 2005
Expenditure Summary - General Fund

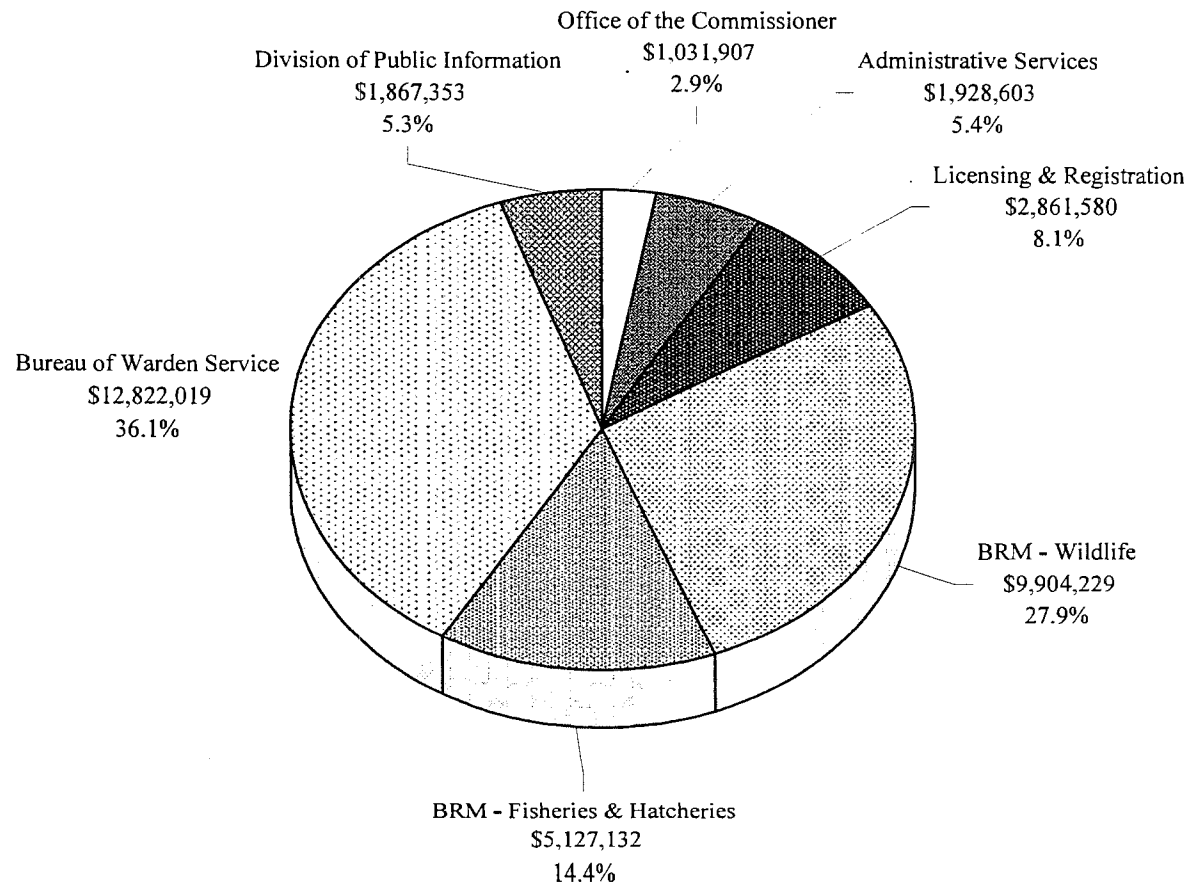




Maine Department of Inland Fisheries & Wildlife
Annual Financial Report - Fiscal Year 2006
Expenditure Summary by Fund Type
All Divisions

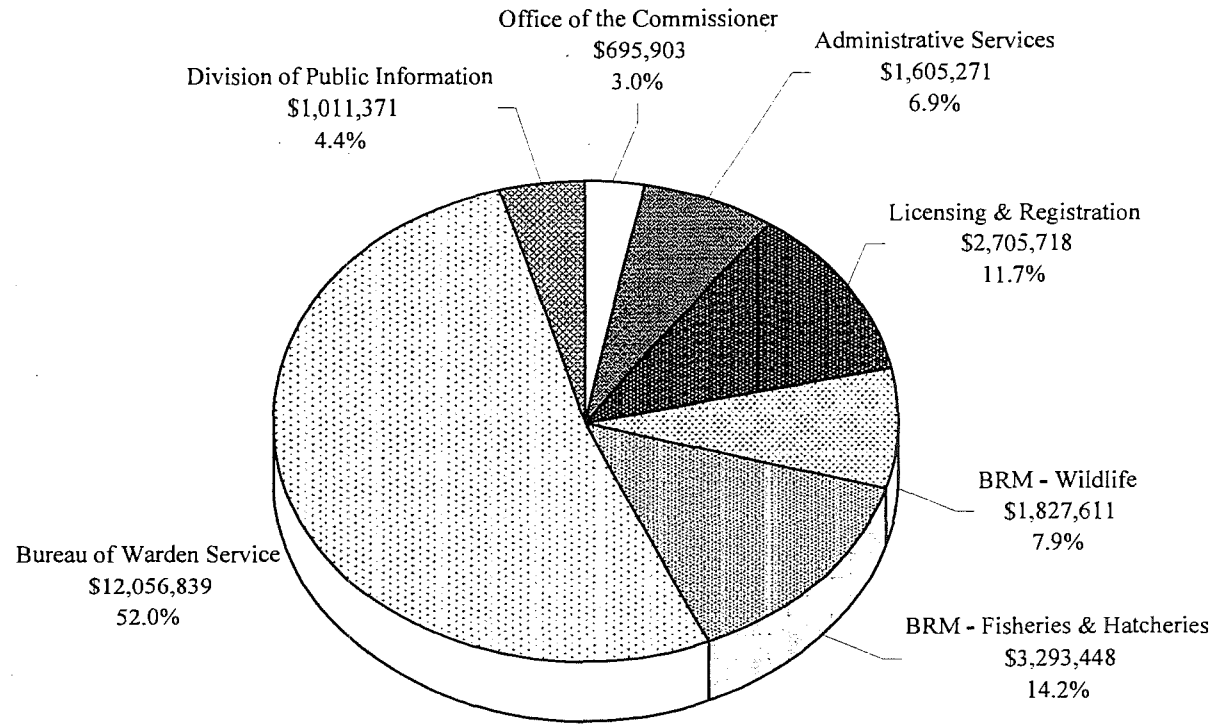
	Personal Services	All Other	Capital	Total
General Fund				
Office of the Commissioner	405,403	290,500	-	\$ 695,903
Administrative Services	570,904	1,009,367	25,000	\$ 1,605,271
Licensing & Registration	1,150,843	1,554,875	-	\$ 2,705,718
BRM - Wildlife	1,547,512	274,258	5,841	\$ 1,827,611
BRM - Fisheries & Hatcheries	2,472,657	711,049	109,742	\$ 3,293,448
Bureau of Warden Service	10,015,649	1,941,488	99,702	\$ 12,056,839
Division of Public Information	635,010	376,361	-	\$ 1,011,371
<i>sub total</i>	\$ 16,797,978	\$ 6,157,898	\$ 240,285	\$ 23,196,161
Federal Fund				
Office of the Commissioner	-	10,230	-	\$ 10,230
Administrative Services	-	-	-	\$ -
Licensing & Registration	40,373	6,210	-	\$ 46,583
BRM - Wildlife	1,447,735	4,314,525	847,525	\$ 6,609,785
BRM - Fisheries & Hatcheries	1,417,783	218,472	23,474	\$ 1,659,729
Bureau of Warden Service	-	458,906	11,400	\$ 470,306
Division of Public Information	135,936	119,568	-	\$ 255,504
<i>sub total</i>	\$ 3,041,827	\$ 5,127,911	\$ 882,399	\$ 9,052,137
Dedicated Fund				
Office of the Commissioner	52,922	134,905	137,947	\$ 325,774
Administrative Services	(4,504)	120,551	207,285	\$ 323,332
Licensing & Registration	-	109,279	-	\$ 109,279
BRM - Wildlife	783,959	470,809	212,065	\$ 1,466,833
BRM - Fisheries & Hatcheries	44,618	21,253	108,084	\$ 173,955
Bureau of Warden Service	102,459	73,204	119,211	\$ 294,874
Division of Public Information	257,447	323,001	20,030	\$ 600,478
<i>sub total</i>	\$ 1,236,901	\$ 1,253,002	\$ 804,622	\$ 3,294,525
Total All Funds				
Office of the Commissioner	458,325	435,635	137,947	\$ 1,031,907
Administrative Services	566,400	1,129,918	232,285	\$ 1,928,603
Licensing & Registration	1,191,216	1,670,364	-	\$ 2,861,580
BRM - Wildlife	3,779,206	5,059,592	1,065,431	\$ 9,904,229
BRM - Fisheries & Hatcheries	3,935,058	950,774	241,300	\$ 5,127,132
Bureau of Warden Service	10,118,108	2,473,598	230,313	\$ 12,822,019
Division of Public Information	1,028,393	818,930	20,030	\$ 1,867,353
<i>Grand Total</i>	\$ 21,076,706	\$ 12,538,811	\$ 1,927,306	\$ 35,542,823

Maine Department of Inland Fisheries & Wildlife
 Annual Financial Report - Fiscal Year 2006
 Expenditure Summary - All Funds



NOTE: Bond Fund expenditures totaling \$1,165,914 are not included in this data.

Maine Department of Inland Fisheries & Wildlife
Annual Financial Report - Fiscal Year 2006
Expenditure Summary - General Fund

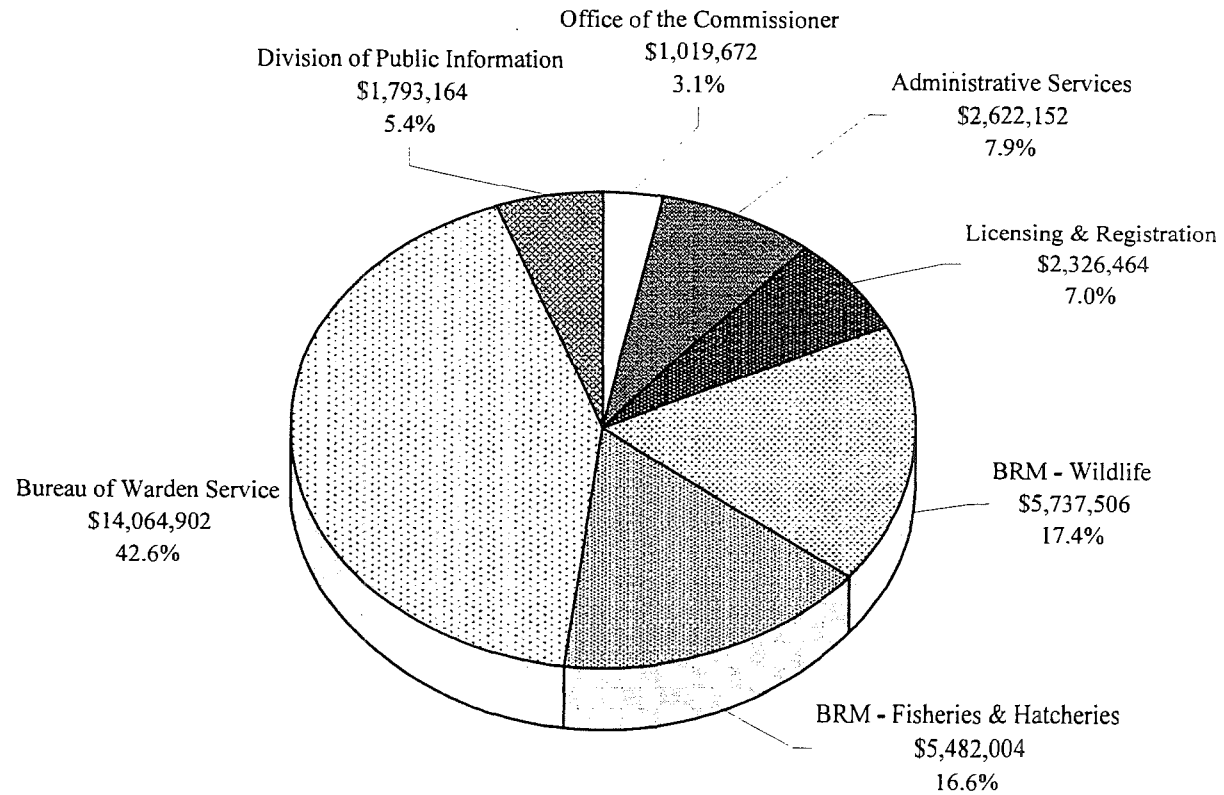




Maine Department of Inland Fisheries & Wildlife
Program Evaluation Financial Report - Fiscal Year 2007
Expenditure Summary by Fund Type
All Divisions

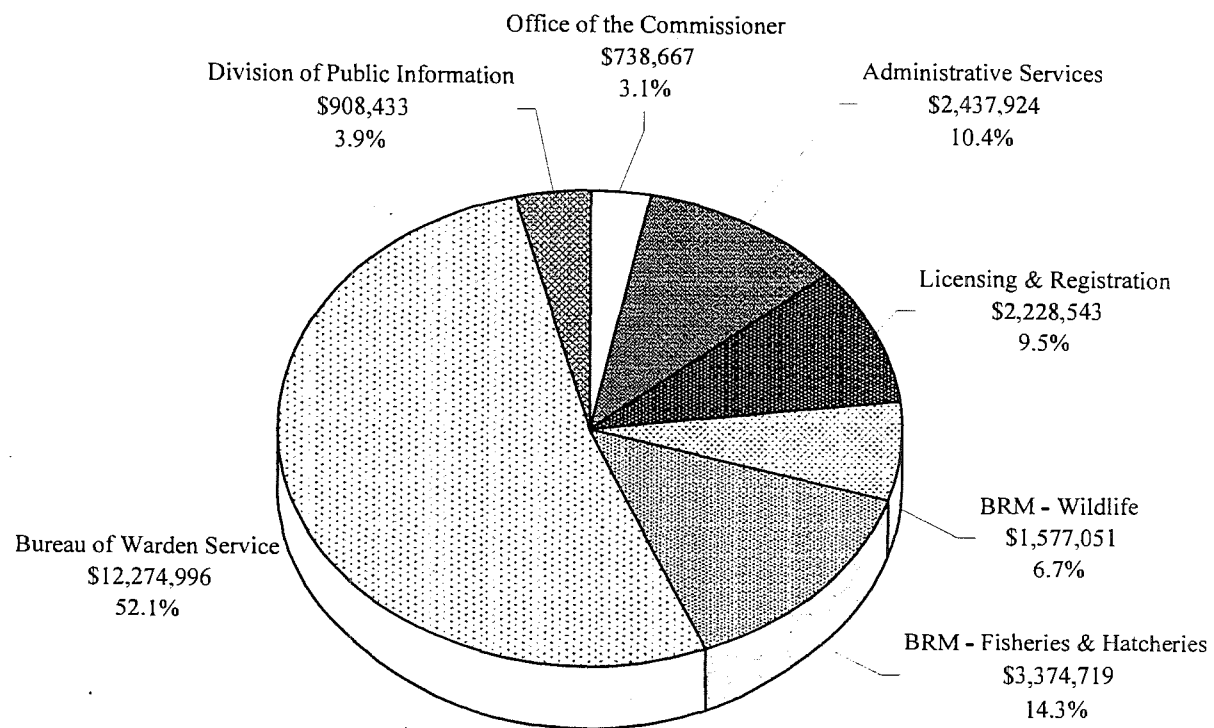
	Personal Services	All Other	Capital	Total
<u>General Fund</u>				
Office of the Commissioner	454,755	283,912	-	\$ 738,667
Administrative Services	201,020	1,430,462	806,442	\$ 2,437,924
Licensing & Registration	1,051,712	1,176,831	-	\$ 2,228,543
BRM - Wildlife	1,259,330	288,823	28,898	\$ 1,577,051
BRM - Fisheries & Hatcheries	2,501,721	777,086	95,912	\$ 3,374,719
Bureau of Warden Service	10,143,196	2,015,305	116,495	\$ 12,274,996
Division of Public Information	608,262	300,171	-	\$ 908,433
<i>sub total</i>	\$ 16,219,996	\$ 6,272,590	\$ 1,047,747	\$ 23,540,333
<u>Federal Fund</u>				
Office of the Commissioner	-	7,691	72,846	\$ 80,537
Administrative Services	-	-	-	\$ -
Licensing & Registration	-	58,458	-	\$ 58,458
BRM - Wildlife	1,924,251	794,106	20,939	\$ 2,739,296
BRM - Fisheries & Hatcheries	1,557,669	404,138	23,340	\$ 1,985,147
Bureau of Warden Service	176,104	688,305	106,607	\$ 971,016
Division of Public Information	123,892	110,821	-	\$ 234,713
<i>sub total</i>	\$ 3,781,916	\$ 2,063,519	\$ 223,732	\$ 6,069,167
<u>Dedicated Fund</u>				
Office of the Commissioner	37,962	106,941	55,565	\$ 200,468
Administrative Services	-	184,228	-	\$ 184,228
Licensing & Registration	-	39,463	-	\$ 39,463
BRM - Wildlife	900,396	510,283	10,480	\$ 1,421,159
BRM - Fisheries & Hatcheries	36,680	72,475	12,983	\$ 122,138
Bureau of Warden Service	568,785	161,233	88,872	\$ 818,890
Division of Public Information	286,456	348,751	14,811	\$ 650,018
<i>sub total</i>	\$ 1,830,279	\$ 1,423,374	\$ 182,711	\$ 3,436,364
<u>Total All Funds</u>				
Office of the Commissioner	492,717	398,544	128,411	\$ 1,019,672
Administrative Services	201,020	1,614,690	806,442	\$ 2,622,152
Licensing & Registration	1,051,712	1,274,752	-	\$ 2,326,464
BRM - Wildlife	4,083,977	1,593,212	60,317	\$ 5,737,506
BRM - Fisheries & Hatcheries	4,096,070	1,253,699	132,235	\$ 5,482,004
Bureau of Warden Service	10,888,085	2,864,843	311,974	\$ 14,064,902
Division of Public Information	1,018,610	759,743	14,811	\$ 1,793,164
<i>Grand Total</i>	\$ 21,832,191	\$ 9,759,483	\$ 1,454,190	\$ 33,045,864

Maine Department of Inland Fisheries & Wildlife
 Program Evaluation Financial Report - Fiscal Year 2007
 Expenditure Summary - All Funds



NOTE: Bond Fund expenditures totaling \$166,769 are not included in this data.

Maine Department of Inland Fisheries & Wildlife
Program Evaluation Financial Report - Fiscal Year 2007
Expenditure Summary - General Fund





Maine Department of Inland Fisheries & Wildlife
 Program Evaluation Financial Report - Fiscal Years 1998 - 2007
 Expenditure Summary by Fund Type
 All Divisions

	FY 1998	FY 1999	FY 2000	FY 2001	FY 2002	FY 2003	FY 2004	FY 2005	FY 2006	FY 2007
General Fund										
Office of the Commissioner	571,352	656,383	660,633	680,385	714,975	768,522	689,340	722,189	695,903	738,667.00
Administrative Services	1,416,405	1,356,774	1,463,335	1,520,471	1,685,116	1,639,249	1,581,409	1,515,969	1,605,271	2,437,924.00
Licensing & Registration	1,387,645	1,438,825	1,535,843	2,275,008	1,826,038	2,044,975	2,520,595	2,485,124	2,705,718	2,228,543.00
BRM - Wildlife	1,102,229	1,165,729	1,117,897	1,162,259	1,583,077	1,444,772	1,830,086	1,846,082	1,827,611	1,577,051.00
BRM - Fisheries & Hatcheries	2,326,488	2,449,992	2,439,585	2,605,065	3,081,535	2,851,290	2,782,593	2,841,531	3,293,448	3,374,719.00
Bureau of Warden Service	8,774,165	8,695,550	9,130,728	9,734,249	10,194,770	10,581,585	11,045,204	12,669,213	12,056,839	12,274,996.00
Division of Public Information	608,480	650,329	845,982	889,064	1,226,702	1,087,477	1,037,623	888,574	1,011,371	908,433.00
<i>sub total</i>	\$ 16,186,764	\$ 16,413,582	\$ 17,194,003	\$ 18,866,501	\$ 20,312,213	\$ 20,417,870	\$ 21,486,850	\$ 22,968,682	\$ 23,196,161	\$ 23,540,333
Federal Fund										
Office of the Commissioner	543,626	384,931	378,441	515,701	245,681	448,659	192,284	280,661	10,230	80,537.00
Administrative Services	67,895	3,020	96	-	-	-	-	69,375	-	0.00
Licensing & Registration	39,429	78,957	58,370	74,810	12,260	35,038	326,763	175,255	46,583	58,458.00
BRM - Wildlife	2,821,910	1,781,908	2,590,745	3,036,840	2,149,823	3,139,660	2,119,987	2,576,345	6,609,785	2,739,296.00
BRM - Fisheries & Hatcheries	1,339,315	1,347,460	1,512,450	1,517,277	1,377,203	1,591,291	1,513,269	1,890,710	1,659,729	1,985,147.00
Bureau of Warden Service	545,433	725,709	570,720	740,118	468,397	125,347	177,040	491,395	470,306	971,016.00
Division of Public Information	-	-	-	-	193,844	230,584	193,444	243,080	255,504	234,713.00
<i>sub total</i>	\$ 5,357,608	\$ 4,321,985	\$ 5,110,822	\$ 5,884,746	\$ 4,447,208	\$ 5,570,579	\$ 4,522,787	\$ 5,726,821	\$ 9,052,137	\$ 6,069,167
Dedicated Fund										
Office of the Commissioner	75,191	352,611	208,910	537,530	443,322	514,155	361,624	558,870	325,774	200,468
Administrative Services	63,081	48,035	112,040	128,098	153,210	127,342	217,906	176,317	323,332	184,228
Licensing & Registration	-	-	-	-	96,580	30,595	101,235	142,809	109,279	39,463
BRM - Wildlife	957,405	1,677,442	1,221,257	2,009,395	2,001,252	1,920,885	1,292,551	1,336,607	1,466,833	1,421,159
BRM - Fisheries & Hatcheries	2,979	1,967	-	219	404	3,007	70,411	142,079	173,955	122,138
Bureau of Warden Service	122,399	131,622	101,405	119,090	182,118	242,227	239,923	587,825	294,874	818,890
Division of Public Information	248,817	236,864	258,323	336,770	328,933	374,462	461,579	606,382	600,478	650,018
<i>sub total</i>	\$ 1,469,872	\$ 2,448,541	\$ 1,901,935	\$ 3,131,102	\$ 3,205,819	\$ 3,212,673	\$ 2,745,229	\$ 3,550,889	\$ 3,294,525	\$ 3,436,364
Total All Funds										
Office of the Commissioner	1,190,169	1,393,925	1,247,984	1,733,616	1,403,978	1,731,336	1,243,248	1,561,720	1,031,907	1,019,672
Administrative Services	1,547,381	1,407,829	1,575,471	1,648,569	1,838,326	1,766,591	1,799,315	1,761,661	1,928,603	2,622,152
Licensing & Registration	1,427,074	1,517,782	1,594,213	2,349,818	1,934,878	2,110,608	2,948,593	2,803,188	2,861,580	2,326,464
BRM - Wildlife	4,881,544	4,625,079	4,929,899	6,208,494	5,734,152	6,505,317	5,242,624	5,759,034	9,904,229	5,737,506
BRM - Fisheries & Hatcheries	3,668,782	3,799,419	3,952,035	4,122,561	4,459,142	4,445,588	4,366,273	4,874,320	5,127,132	5,482,004
Bureau of Warden Service	9,441,997	9,552,881	9,802,853	10,593,457	10,845,285	10,949,159	11,462,167	13,748,433	12,822,019	14,064,902
Division of Public Information	857,297	887,193	1,104,305	1,225,834	1,749,479	1,692,523	1,692,646	1,738,036	1,867,353	1,793,164
<i>Grand Total</i>	\$ 23,014,244	\$ 23,184,108	\$ 24,206,760	\$ 27,882,349	\$ 27,965,240	\$ 29,201,122	\$ 28,754,866	\$ 32,246,392	\$ 35,542,823	\$ 33,045,864

REVENUE SUMMARY GENERAL FUND

PROGRAM EVALUATION FINANCIAL REPORT

FISCAL YEARS 1998 - 2007
July 1, 1997 - June 30, 2007



MAINE DEPARTMENT OF INLAND FISHERIES & WILDLIFE

Maine Department of Inland Fisheries and Wildlife
 General Fund Undedicated Revenues
 Fiscal Years 1998 through 2007



	1998	1999	2000	2001	2002	2003	2004	2005	2006	2007
TAX INT COMB ENGINE FUEL	62,684.59	59,229.51	71,537.11	71,478.93	74,745.64	77,593.50	317,783.04	212,659.67	246,235.19	251,615.96
SALES TAX			627.54							
WHOLESALE TABLE WINE								148.74		
BOAT REGISTRATION TRANSF	592.00	642.00	600.00	518.00	472.00	14.00	17.00	40.00	30.00	1,112.00
COMMERCIAL SHELLFISH LIC								(13.00)	(26.00)	
MAHOGANY QUAHOG LICENSE							(35.00)	(33.00)	(132.00)	
REG OF BOATS OVER 10 HP	834,442.26	1,062,808.28	1,063,143.37	951,519.09	890,217.06	1,138,710.21	1,278,989.25	1,276,186.98	1,600,268.05	1,801,619.19
REGISTRATION OF BOATS							(11.15)			
BOAT OPERATORS LICENSE	220.00	190.00	174.00	122.00	125.00	132.00	310.00		430.00	436.00
BOAT DUPLICATE STICKERS	1,403.00	1,476.00	1,541.00	1,635.00	1,363.00	1,195.00	3,761.00	1,499.00	712.00	1,470.00
DUPLICATE LICENSES	1,326.75	1,354.00	1,511.00	1,512.00	1,275.00	1,029.00	2,981.00	1,356.00	752.00	1,453.00
BOAT LOCAL TEMP REG	38,987.27									
BOAT DEALER TEMP PLATES	3,612.25	3,774.00	4,369.00	3,860.00	3,776.00	4,161.00	9,345.00	13,908.00	11,576.00	11,220.00
BOAT DEALER REGISTRATION	5,626.10	5,520.14	5,353.89	5,401.52	5,532.37	5,782.20	6,234.90	6,125.90	3,811.54	5,625.19
FEES TEMP DEALERS PLATES	4,631.00	2,963.00	2,869.00	3,887.00	4,403.00	4,560.00	13,519.00	10,764.00	10,372.00	9,544.00
DUP CERTIFICATE	407.00	377.00	377.00	427.00	211.00	111.00	455.00	122.00	99.00	828.00
SNOWMOBILE DUP STICKERS	259.00	279.00	259.00	323.00	100.00	47.00	170.00	75.00	31.00	2.00
TRANSFER FEE	1,132.00	690.00	604.00	984.00	234.00	56.00	125.00	130.00	60.00	520.00
PERS WATERCRAFT RENTAL AGENT		300.00	375.00	225.00	250.00	150.00	196.00	196.00	308.00	1,823.00
NR ATV REGISTRATION						16,677.08	246,667.68	289,234.19	156,397.56	323,745.84
SNOWMOBILE RENTAL AGENT REG		1,250.00	115,025.00	1,375.00	1,025.00	950.00	896.00	924.00	1,008.00	476.00
ANTIQUÉ SNOWMOBILE REGISTRATIO	210.00	570.00	2,520.00	3,360.00	2,820.00	3,510.00	1,371.76	1,676.80	984.94	1,009.92
NONRES DEALER SNOWMOBILE REG	-	-	15.00	-	-	86.00	1,728.00	2,464.00	1,632.00	1,421.00
NONRES TRNSFR SNOWMOBILE REG	68.00	68.00	56.00	64.00	56.00	164.00	175.00	170.00	68.00	68.00
NONRES. 3-DAY SNOWMOBILE REG	22,082.11	20,685.25	21,461.18	23,933.28	23,296.40	22,667.90	33,162.16	44,545.43	28,639.68	25,636.08
NONRES. 10-DAY SNOWMOBILE REG	14,217.18	13,487.23	15,323.64	17,827.72	20,165.60	19,090.84	26,192.32	27,272.96	16,467.94	15,985.90
NONRES. SEASON SNOWMOBILE REG	97,131.98	104,774.23	117,839.12	138,743.36	199,343.76	199,034.64	238,920.71	274,397.38	188,129.14	193,905.58
NONRES. DUPLIC SNOWMOBILE REG	32.00	22.00	34.00	4.00	8.00	66.00	16.00	28.00	16.00	44.00
NONRES SNOWMOBILE DEALER PLATE	1,440.00	358.20	-	109.57	158.16	79.08	68.31	68.31	111.75	
SNOWMOBILE REPAIR SHOP REG		15.00	15.00	45.00	60.00	60.00	36.00	690.00	54.00	18.00
SNOWMBL REPAIR SHOP PLATE						(36.00)				
SNOW LOCAL TEMP REG	7,142.71									
SNOW REPLACE DEALER PLATE	175.00	135.00	130.00	185.00	220.00	268.00	448.00	1,888.40	256.00	176.00
SNOW DEALER PLATE	6,506.90	6,009.90	5,650.20	5,747.47	8,054.82	7,556.16	11,417.01	7,139.22	7,860.00	6,790.23
SNOWMOBILE REGISTRATION	543,031.15	530,237.70	509,396.24	610,334.35	562,878.38	609,399.45	749,083.74	809,626.19	484,567.39	566,286.72
SNOWMOBILE DEALERS REGIS	5,595.00	4,815.00	4,680.00	4,740.00	6,465.00	6,117.00	7,377.00	5,310.00	6,282.00	5,436.00
ATV-DEALER REGISTRATION	1,845.00	1,635.00	2,310.00	1,950.00	3,615.00	3,396.00	4,482.00	3,672.00	2,484.00	4,191.00
ATV DEALER PLATES	1,765.00	1,565.00	1,760.00	1,770.00	3,125.00	3,505.00	4,328.00	2,344.00	1,394.00	3,984.00
ATV REPLACEMENT PLATES	352.50	287.50	332.50	322.50	247.50	267.50	577.50	495.50	5.50	
A T V REGISTRATIONS	224,451.00	279,219.00	335,934.85	352,055.55	416,951.29	424,096.72	1,293,754.82	1,333,243.26	931,324.04	1,153,464.98
ATV LOCAL TEMP REG	33,284.60									
ATV DUP REG	161.00	210.00	216.00	243.00	246.00	91.00	453.00	98.00	49.00	221.00
ATV DUPLICATE STICKER	78.00	85.00	88.00	137.00	112.00	14.00	68.00	34.00	17.00	1,244.00
ATV REGISTRATION TRANSFER	588.00	820.00	782.00	916.00	650.00	60.00	221.00	255.00	73.00	1,166.00
ATV DEALER TEMP PLATES	4,422.00	6,275.00	8,423.00	8,848.00	11,569.00	10,768.00	37,010.00	32,956.00	20,772.00	21,156.00
MISC LICENSES & PERMITS						580.00	582.00	468.00	325.00	
RES FALL TURKEY PERMIT						20,620.00	9,328.00	32,246.00	40,160.00	65,971.00

Maine Department of Inland Fisheries and Wildlife
 General Fund Undedicated Revenues
 Fiscal Years 1998 through 2007



	1998	1999	2000	2001	2002	2003	2004	2005	2006	2007
NON-RES FALL TURKEY PERMIT						440.00	990.00	2,751.00	2,820.00	4,747.00
RES TURKEY PERMIT						109,630.00	130,092.00	281,346.00	85,041.00	307,400.00
NON-RES TURKEY PERMIT						12,107.00	9,202.00	31,070.00	11,084.00	30,221.00
BONUS ANYDEER PERMIT							7,990.00	19,981.00	10,176.00	8,791.00
RES JUNIOR TRAP LICENSE	1,204.00	1,330.00	1,099.00	1,316.00	1,414.00	1,414.00	1,888.00	2,339.00	1,756.00	2,052.00
WHITWATER ALLOCATION FEE			15,500.00							
PHEASANT STAMP					-	(15.00)	(36.00)		28.00	12,359.00
1-DAY FISH EXCHG COMB	5,931.00	3,987.00	3,780.00	2,943.00	891.00	513.00	513.00	216.00	-	243.00
3-DAY FISH EXCHG COMB	1,923.00	1,287.00	1,245.00	795.00	450.00	165.00	30.00	30.00	-	
DUCK STAMP-SPECIAL										97.50
NON RES SM GAME LIC	91,906.00	89,959.00	93,315.00	103,980.00	104,255.00	111,650.00	70,272.00	125,338.00	89,025.00	140,088.00
BREED LIC FOR WILD ANIMAL	6,100.00	4,475.00	4,675.00	4,625.00	5,750.00	3,825.00	8,425.00	84.00	8,237.00	3,159.00
SERVICEMAN FAMILY HUNT/FISH	10,200.00	10,680.00	8,399.00	6,940.00	3,260.00	500.00	932.00	586.00	836.00	1,140.00
FALCONERY LICENSE	577.00	528.00	432.00	456.00	552.00	816.00	366.00	594.00	1,068.00	
WILDLIFE EXHIBITORS	1,753.00	1,387.00	1,314.00	1,168.00	1,022.00	1,885.00	1,450.00		1,753.00	882.00
DUCK STAMPS 2							(21.00)	(24.75)	(8.25)	
TRACKING DOG/WOUNDED DEER APP				200.00	25.00	25.00	187.00	13.00	81.00	190.00
NON RES HIDE DEALERS LIC	1,080.00	1,512.00	756.00	864.00	1,188.00	648.00	1,191.00		1,100.00	770.00
RES HIDE DEALERS LIC	4,814.00	4,640.00	3,248.00	3,538.00	4,524.00	4,292.00	10,522.00		5,820.00	3,120.00
BAIT WHOLESALERS	9,192.00	9,072.00	8,424.00	8,640.00	9,576.00	8,547.00	20,205.00		19,993.00	8,684.00
SMELT WHOLESALERS	13,096.00	12,972.00	11,823.00	11,868.00	12,489.00	12,006.00	23,661.00	(72.00)	28,116.00	12,780.00
LIVE BAIT RETAILERS	3,962.00	3,276.00	3,338.00	3,290.00	3,402.00	3,472.00	7,784.00		8,593.00	3,696.00
ALIEN COMBINATION	6,512.00	5,104.00	5,808.00	3,168.00	2,710.00	1,584.00	5,110.00		4,272.00	6,230.00
ALIEN FISHING	8,609.00	9,310.00	7,980.00	5,774.00	5,991.50	5,250.00	7,556.00	2,956.00	6,192.00	12,312.00
ALIEN SMALL GAME	5,390.00	4,410.00	5,447.00	5,110.00	5,250.00	3,430.00	2,380.00	372.00	1,584.00	2,668.00
ALIEN ARCHERY	1,260.00	910.00	940.00	775.00	980.00	840.00	1,190.00		648.00	648.00
SPECIAL HIDE DEALER'S LIC	700.00	810.00	610.00	810.00	740.00	680.00	1,070.00		828.00	612.00
WILDLIFE IMPORT/POSSESS PERMIT	1,275.00	1,025.00	1,375.00	825.00	1,000.00	625.00	926.00	952.00	852.00	
UNDSTR F&W COLLECTIONS	46,904.83	157,230.55	840,806.77	551,519.95	4,271,120.02	3,726,499.70	3,598,415.28	1,264.22	1,913,337.00	1,064,901.66
LICENSE TO PROPAGATE FISH	1,225.00	1,225.00	975.00	875.00	725.00	750.00	812.00	700.00	812.00	
SERVICEMAN FAMILY FISH				1,669.00	1,610.00	1,120.00	1,438.00		252.00	1,500.00
SERVICEMAN FAMILY HUNT				1,650.00	1,660.00	460.00	190.00		12.00	360.00
TRACKING DOG WOUNDED DEER LIC				750.00	600.00	825.00	1,371.00		787.00	1,053.00
LIFETIME FISHING LIC 65-70							(30.00)			
RES TRAP LIC STATEWIDE	75,082.00	68,739.00	52,173.00	64,086.00	73,271.00	71,874.00	207,488.00	77,891.00	130,321.00	81,060.00
LIFETIME HUNTING LIC/65-70				(16.00)						
LIFETIME COMB LIC/65-70									(58.00)	
NON RES TRAP LICENSE	4,004.00	8,932.00	8,008.00	8,932.00	14,168.00	19,712.00	69,922.00	27,361.00	85,024.00	44,330.00
RESIDENT EXPANDED ARCHERY LIC	57,116.00	105,119.00	191,221.00	213,341.00	194,345.25	176,000.00	3,915.00		105,783.00	209,390.00
NON-RES EXPANDED ARCHERY LIC	3,547.00	5,200.00	10,640.00	12,080.00	12,430.00	12,960.00	-		-	
RES TAXIDERMIST LICENSES	9,895.00	9,270.00	7,140.00	8,330.00	9,025.00	8,105.00	14,080.00		14,706.00	8,286.00
ONE DAY BASS TOURN LICENS	5,687.00	5,780.00	6,184.00	6,985.00	6,572.00	12,238.00	15,346.00	15,422.00	13,710.00	16,790.00
COMB FISH AND ARCHERY	20,472.00	19,722.00	17,273.00	17,261.00	5,932.00	4,212.00	30,033.00	52,377.00	49,816.00	41,229.00
SUPER SPORT LICENSE									(20.00)	4,260.00
SUPERPACK LICENSE										136,400.00
FISHING DERBY PERMIT	1,800.00	1,968.00	2,034.00	1,704.00	2,064.00	2,112.00	2,580.00	2,781.00	2,854.00	
NRES 3DAY SMALL GAME HUNT LIC	45,388.00	49,832.00	49,535.00	52,945.00	53,961.00	53,910.00	30,759.00	27,750.00	48,720.00	80,310.00

Maine Department of Inland Fisheries and Wildlife
 General Fund Undedicated Revenues
 Fiscal Years 1998 through 2007



	1998	1999	2000	2001	2002	2003	2004	2005	2006	2007
SMALL GAME HUNTING LIC	10,452.00	10,319.00	9,480.00	9,985.00	9,639.00	9,672.00	6,960.00	9,045.00	7,838.00	11,887.00
RESIDENT JR HUNT LICENSE	80,364.25	79,459.00	73,557.00	79,523.25	62,267.50	65,396.00	63,992.00	72,808.00	124,869.00	101,831.00
RES COMBINATION LICENSE	2,811,305.75	2,728,082.50	2,353,777.50	2,504,142.50	649,310.25	532,533.00	2,706,520.00	5,408,153.75	4,109,673.00	2,676,163.00
RES HUNTING LICENSE	1,367,046.50	1,263,004.64	1,110,596.61	1,168,827.25	1,002,558.30	919,893.00	669,897.00	507,917.00	1,055,531.00	1,075,333.00
RES FISHING LICENSE	2,161,984.15	2,068,188.00	1,978,428.50	1,675,184.48	1,192,689.54	914,346.00	1,739,975.00	3,731,112.00	2,748,679.00	1,984,155.00
RESIDENT ARCHERY LICENSE	206,459.50	192,574.00	172,440.00	182,400.00	155,935.00	148,181.00	187,763.00	122,459.00	274,642.00	263,764.00
NON RES JUNIOR SMALL GAME	13,875.00	16,150.00	17,575.00	20,217.00	17,920.00	21,000.00	18,676.00	6,720.00	22,437.00	24,678.00
EEL PERMITS	4,858.00	4,476.00	4,414.00	5,256.00	4,820.00	6,404.00	6,184.00	5,453.00	5,012.00	484.76
NON RES BIG GAME LIC	2,571,085.75	2,583,596.00	2,448,816.50	2,627,658.00	2,524,681.55	2,717,025.00	2,124,166.00	2,440,858.00	2,275,824.00	2,611,266.00
NON RESIDENT ARCHERY LIC	62,370.00	57,054.00	53,155.00	60,473.50	60,286.50	60,940.00	57,096.00	18,130.00	70,342.00	79,906.00
ALIEN BIG GAME HUNT LIC	160,184.00	128,000.00	111,625.00	104,180.00	80,000.00	62,500.00	50,482.00	2,215.00	44,322.00	45,223.00
LICENSE TO SELL INLAND FISH	2,550.00	2,525.00	2,775.00	2,475.00	2,525.00	2,575.00	5,647.00	9.00	7,047.00	2,808.00
DUPLICATE LICENSE FEES	452.00	513.00	655.00	712.00	820.00	994.00	1,004.00	14.00	124.00	380.00
ONE DAY FISHING	174,659.50	163,719.00	157,596.00	141,905.00	121,516.00	107,145.00	84,053.00	49,027.00	63,810.00	114,839.00
ONE DAY FISHING EXCHANGE	12,010.00	9,198.00	7,815.00	6,008.00	3,687.00	1,500.00	1,380.00	350.00	858.00	1,020.00
DOG TRAINING AREA LICENSE	500.00	550.00	500.00	650.00	700.00	800.00	757.00	332.00	600.00	
NON RES 7 DAY FISH LIC.	518,475.00	541,139.00	564,727.00	554,588.55	564,837.50	568,555.00	476,947.00	119,207.00	300,357.00	599,496.00
NON RES SEASON FISH LIC	655,419.00	647,852.00	712,235.00	580,636.50	592,211.50	522,150.00	752,514.00	97,182.00	502,007.00	787,762.00
NON RES 15 DAY FISH LIC	192,220.00	180,266.00	178,685.00	172,368.00	170,918.00	157,776.00	140,725.00	15,731.00	74,878.00	152,011.00
NON RES EXCHANGE FISH LIC	3,444.00	3,432.00	2,748.00	2,973.00	6,642.00	2,616.00	780.00	780.00	675.00	1,272.00
3 DAY FISHING LIC	489,336.00	477,355.37	489,917.00	457,284.25	444,059.00	427,329.00	341,589.00	136,203.00	238,187.00	437,772.00
BOYS GIRLS CAMP FISH LIC	1,488.00	1,857.00	2,161.00	1,938.00	2,161.00	2,047.00	1,317.00	1,101.00	4,352.00	2,808.00
NON RES FISH LIC JUNIOR	37,234.00	37,351.55	38,396.45	35,924.00	34,976.00	34,678.00	30,602.00	18,601.00	21,483.00	40,589.00
NON RES COMBO FISH & HUNT	360,699.00	345,509.00	387,315.00	350,367.00	281,747.00	282,929.00	504,885.00	574,686.00	174,960.00	586,464.00
COMM SHOOTING AREA-I DAY HUNT			1,020.00	2,145.00	60.00	-	-	-	-	-
COMM SHOOTING AREA LIC	2,196.00	3,261.00	2,395.00	3,460.00	4,799.00	6,000.00	6,048.00	1,497.00	6,294.00	3,524.00
POSSESSION PERMIT	2,755.00	5,672.00	2,299.00	2,964.00	(456.00)	19.00	-	-	-	-
NON RES TURKEY APPLICATIONS	1,960.00	2,790.00	4,540.00	5,070.00	7,270.00	6,708.50	9,789.00	13,918.08	13.00	
RES TURKEY APPLICATIONS	31,300.00	45,135.00	72,300.00	90,905.00	126,155.00	113,325.00	185,316.00	172,607.08	2,234.00	10.00
RESIDENT GUIDE LICENSE	93,743.00	91,220.00	79,085.00	100,242.00	100,373.00	97,234.00	124,617.00		75,180.00	105,173.00
WHITEWATER GUIDE LICENSE	17,400.00	12,520.00	41,236.00	20,635.00	19,314.00	35,409.00	18,597.00	(87.00)	31,744.00	18,512.00
COYOTE PERMIT	2,628.00	2,936.00	3,150.00	3,802.00	306.00	2,042.00	15,019.00	19,316.00	25,768.00	23,324.00
LIFETIME COMBINATION LIC						(64.00)				
FUR SEALS	2,464.24	1,755.16	2,021.65	1,674.56	2,846.05	1,865.76	1,755.35	2,339.76	1,676.75	2,156.30
MUZZLE LOADING LICENSE	103,206.50	126,585.50	109,327.00	131,893.00	146,764.49	80,773.00	6,166.00	180,566.00	180,464.00	221,117.00
NON-RES MUZZLE LD LIC	12,353.00	17,060.00	16,100.50	21,032.25	21,315.00	15,543.00	4,347.00	25,173.00	54,498.00	54,596.00
ALIEN MUZZLE LD LIC	1,624.00	1,392.00	1,566.00	1,276.00	2,494.00	116.00	58.00	369.00	432.00	1,224.00
RESIDENT MOOSE PERMIT	46,632.00	55,941.00	57,391.00	78,484.00	78,454.00	77,480.00	162,837.00	166,238.00	129,161.00	56,887.00
SERVICEMAN COMBO HUNT/FISH					15.00	18.00	3,105.00	2,109.00	2,688.00	4,290.00
NONRESIDENT MOOSE PERMIT	41,400.00	60,900.00	85,500.00	87,600.00	88,800.00	88,200.00	120,172.00	129,910.00	136,230.00	66,307.00
SALE OF PY GAME STAMPS	383.00	488.00	310.00	325.00	325.00	-	-	-	-	-
COM WH WATER OUTFIT LIC	11,550.00	9,450.00	8,750.00	11,550.00	9,450.00	9,450.00	20,306.00	350.00	11,637.00	7,700.00
CAMP TRIP LEADERS PERMIT	12,056.00	12,905.00	11,414.00	8,341.00	15,598.00	14,644.00	9,682.00		12,905.00	10,645.00
RES BEAR HUNT PERMIT	30,859.00	29,904.75	30,681.00	31,499.00	32,280.00	28,715.00	102,195.00	55,921.00	130,650.00	121,389.00
NON-RES BEAR HUNT PERMIT	70,611.25	74,416.75	84,151.00	98,372.00	105,842.25	116,715.00	290,612.00	417,971.00	326,626.00	382,773.00
NON RESIDENT MOOSE APPLIC	367,540.00	473,590.00	513,450.00	558,781.00	620,600.00	689,285.00	778,750.00	742,212.00	560,210.00	768,675.00
RESIDENT MOOSE APPLICATION	640,670.00	703,435.00	656,910.00	692,082.50	675,295.00	609,741.00	764,891.00	715,870.00	326,725.00	632,896.50

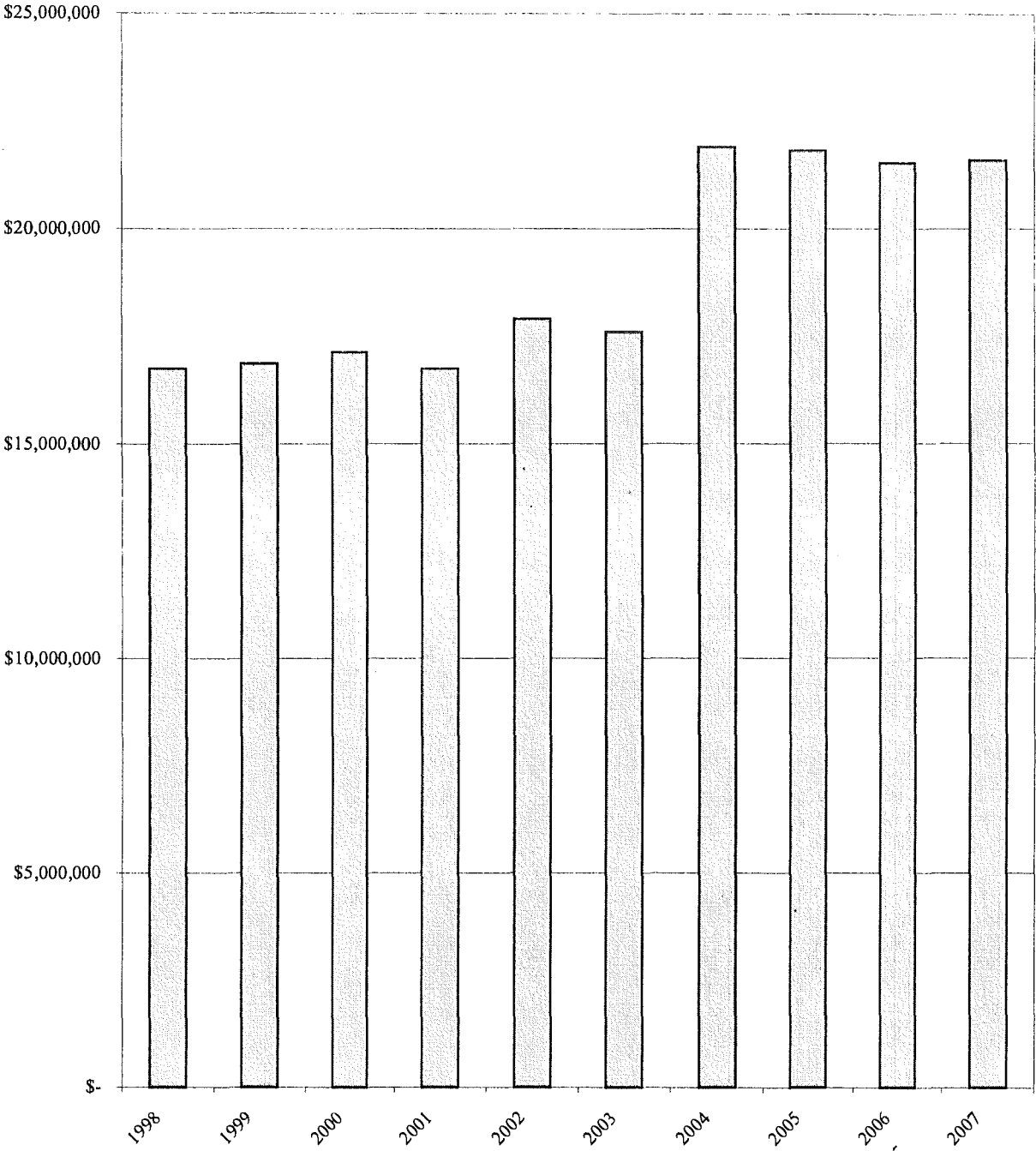
Maine Department of Inland Fisheries and Wildlife
 General Fund Undedicated Revenues
 Fiscal Years 1998 through 2007



	1998	1999	2000	2001	2002	2003	2004	2005	2006	2007
INSPECTION MECHANICS CET										35.00
MISCELLANEOUS FINES			1,034.00	1,668.00	-	-	267.04		500.00	
FORFEITURE PERSON PROPERTY	1,045.00									
IFW FINES	596,904.16	482,948.65	475,041.67	469,019.60	555,026.01	570,255.29	562,308.23	633,320.80	606,481.01	634,599.48
FOREFEITURE CASH	1,500.00									4,000.00
IFW FINE WATERCRAFT	52,620.08	26,268.53	45,974.20	30,035.87	33,465.94	46,951.24	56,284.75	57,059.88	71,909.74	47,725.75
RESTITUTION	812.28	1,923.25	320.00	2,693.00	800.00			1,662.50	1,524.10	2,934.10
LATE FEES	1,173.62									
LATE FEE SURCHARGES	629.90									
PRIV CONTR FOR OTHER PURPOSES	25,419.60	16,433.07	778.35	1,319.15	1,610.51	183.48	679.79	360.65	883.54	264.45
RENT OF LANDS	1,900.00	1,740.00	300.00	840.00	-	-	-	-	-	-
RENT OF BUILDINGS	9,817.20	10,003.22	12,465.04	10,286.98	10,767.15	11,115.00	2,797.20			
CAMP LEASES	600.00	-	-	-	-	-	-	-	-	-
RECREATIONAL USE OF PARKS	10,178.95	10,595.05	15,347.39	10,041.14	19,049.67	13,409.01	13,062.60	8,162.00	10,939.78	4,292.01
JURY DUTY REIMBURSEMENT	40.00	20.00		451.20			50.00	55.00	23.00	360.00
APPLICATION FEES	-	1,315.00	1,025.00	675.00						
REGISTRATION FEES	150.00	45.00	-	340.00	25.00	-	20.00		490.00	600.00
WITNESS FEES	98.90	61.35	105.72	113.68	185.10	359.36	64.00	97.08	205.09	71.25
MISC SERVICES & FEES	10,198.63	5,965.22	9,200.28	9,123.48	17,886.73	268,700.35	(16,534.38)	(31,967.85)	163,590.00	18,301.98
TESTING FEES	53,510.00	57,460.00	63,600.00	58,270.00	58,100.00	118,200.00	45,950.00	(197.00)	24,435.00	22,786.00
SALE OF ADVERTISING	4,924.00	2,180.00	80.00	-	-	-	-	-	-	-
SALE OF HIDES AND CARCASS				100.00						
SALE OF PLANS AND SPECIFICATIO	120.00									
SALE OF MAPS	1,434.65	2,079.85	1,977.07	1,429.15	2,155.40	20.00	-	-	-	-
SALE OF BOOKS	65,179.80	71,084.36	21,618.79	984.85	1,632.00	2,485.40	1,555.70	2,035.90	862.05	1,273.40
SALE OF PRINTS	134.85	179.60	220.95	(135.00)	103.95	50.00	2.00	112.00	-	-
SALE OF SUPPLIES	196.50	240.00	55.25	(75.00)						
SALE CONFISCATED ARTICLES	13,447.00	14,093.00	8,512.00	12,632.00	17,428.00	13,128.00	9,928.80	17,189.60	21,321.60	
SALE MAILING LISTS	54,836.76	58,915.69	53,152.30	27,964.70	20,230.14	12,397.78	14,024.68	9,776.64	4,112.98	7,429.07
SALE OF PROMOTIONAL ITEMS	14,549.36	2,960.76	152.54	812.99	206.99	49.33	12.33			
CLAIMS AGAINST VENDORS	308.08	849.88	38.00	-	-	329.00	1,977.70	744.84	1,227.28	49.00
OVERPAYMENTS TO BE REFUNDED	22.00	7.00	17.00	(198.00)	(16.00)	1.00	(229.00)		36.00	485.14
SALE OF PUBL/COPIES/CERTS	3,539.95	3,556.95	2,315.41	1,533.30	2,035.42	4,318.46	5,225.16	5,174.06	4,388.47	1,793.42
MISC-INCOME	548.77	6,863.62	7,934.99	36,184.25	23,232.02	3,910.88	1,627.66	37,642.89	44,398.89	20,928.76
CASH OVER SHORT FOREIGN EX	22,328.49	7,436.65	22,626.32	7,414.48	12,479.97	(57.79)	232.39	(360.18)	(431.10)	(267.22)
SERV AND FEES CHG OTHER D	2,290.00									
SALE OF EQUIPMENT	17,252.40	5,258.00	17,613.20	34,372.80	10,428.00	4,203.76	5,544.00	23,575.20	10,859.20	10,731.60
SALE OF STUMPAGE	18,098.56	86,111.46	34,812.57	1,456.79	-	-	-	-	-	(68.00)
SALE OF AUTOS	1,628.00		9,240.00	3,344.00	4,224.00	5,060.00	7,480.00			3,784.00

Total General Fund Undedicated Revenues: \$ 16,745,747.06 \$ 16,861,940.87 \$ 17,129,376.16 \$ 16,744,308.29 \$ 17,892,587.18 \$ 17,595,008.79 \$ 21,902,902.33 \$ 21,817,307.08 \$ 21,530,954.85 \$ 21,597,644.50

Maine Department of Inland Fisheries and Wildlife
General Fund Undedicated Revenues
Fiscal Years 1998 through 2007



REVENUE SUMMARY OTHER SPECIAL REVENUE FUNDS

PROGRAM EVALUATION FINANCIAL REPORT

FISCAL YEARS 1998 - 2007
July 1, 1997 - June 30, 2007



MAINE DEPARTMENT OF INLAND FISHERIES & WILDLIFE

Maine Department of Inland Fisheries & Wildlife
 Program Evaluation Financial Report - Fiscal Years 1998 - 2007
 Other Special Revenue Summary by Program
 All Divisions

	FY 1998	FY 1999	FY 2000	FY 2001	FY 2002	FY 2003	FY 2004	FY 2005	FY 2006	FY 2007
PROMOTIONAL ACCOUNT										
Private Sources	-	-	-	-	-	-	1,000.00	-	-	-
Service Charges	-	-	24,785.42	94,841.31	80,102.24	112,759.79	124,590.36	82,423.88	90,126.99	110,784.55
Non Revenue Receipts	-	-	10,000.00	-	1,436.89	-	-	-	-	-
	-	-	34,785.42	94,841.31	81,539.13	112,759.79	125,590.36	82,423.88	90,126.99	110,784.55
ADMINISTRATIVE SERVICES										
Hunting and Fishing	-	-	-	-	-	-	-	-	-	129.50
Federal Reimbursement	-	-	-	-	-	-	-	12,333.00	32,810.00	4,197.92
Cities and Towns	3,500.00	3,500.00	4,500.00	3,500.00	-	-	2,000.00	-	2,000.00	-
Service Charges	36,814.36	84,780.00	24,755.65	24,780.00	18,585.00	64,288.86	77,757.41	189,445.65	44,536.58	123,981.19
Contributions and Transfers	-	-	183,921.14	-	-	-	-	-	-	-
Sales and Compensated Loss of Property	-	-	-	-	72,500.93	-	17,279.36	-	24,500.00	599.95
Non Revenue Receipts	-	1,220.87	-	186,356.28	217,182.57	15,616.00	(5,539.00)	28,431.00	116,088.06	(5,694.00)
	40,314.36	89,500.87	213,176.79	214,636.28	308,268.50	79,904.86	91,497.77	230,209.65	219,934.64	123,214.56
SALE OF MERCHANDISE/DONATIONS										
Fines and Forfeitures	-	-	-	-	-	-	-	-	-	29.00
Private Sources	-	-	-	-	-	-	-	10.00	110.00	-
Contributions and Transfers	-	-	450.00	-	-	(450.00)	-	-	-	-
	-	-	450.00	-	-	(450.00)	-	10.00	110.00	29.00
LIFETIME LICENSE FUND										
Hunting and Fishing	-	-	167,667.00	316,225.00	468,198.00	403,068.00	430,447.00	477,841.00	330,656.00	486,666.00
Other Taxes	-	-	-	-	-	-	-	-	-	-
Revenue from Use of Money	-	-	1,361.75	7,035.32	5,629.97	9,450.86	10,005.79	5,236.89	13,579.77	42,055.92
Private Sources	-	-	-	-	-	-	-	300,000.00	-	-
Service Charges	-	-	-	-	-	-	(1,100,000.00)	(700,000.00)	-	-
Contributions and Transfers	-	-	-	(376,000.00)	(280,000.00)	-	-	-	-	-
Non Revenue Receipts	-	-	-	2,362.00	-	-	-	-	-	-
	-	-	169,028.75	(50,377.68)	193,827.97	412,518.86	(659,547.21)	83,077.89	344,235.77	528,721.92

Maine Department of Inland Fisheries & Wildlife
 Program Evaluation Financial Report - Fiscal Years 1998 - 2007
 Other Special Revenue Summary by Program
 All Divisions

	FY 1998	FY 1999	FY 2000	FY 2001	FY 2002	FY 2003	FY 2004	FY 2005	FY 2006	FY 2007
LICENSING SERVICES - LAKE & RIVER PROTECTION FUND										
Service Charges	-	-	-	-	-	11,639.20	-	-	-	-
Non Revenue Receipts	-	-	-	-	140,000.00	-	127,350.00	145,500.00	100,000.00	10,000.00
	-	-	-	-	140,000.00	11,639.20	127,350.00	145,500.00	100,000.00	10,000.00
NONGAME ENDANGERED SPECIES										
Revenue from Use of Money	19,458.16	23,032.61	27,633.34	32,710.61	19,324.00	14,072.55	9,316.27	19,403.51	39,670.63	53,115.93
Private Sources	43,291.88	43,526.33	46,825.27	43,610.03	48,563.55	46,978.37	51,049.50	41,608.66	36,169.61	35,752.49
Service Charges	186.76	3,362.37	4,401.37	3,512.73	1,860.68	2,155.55	2,135.06	327.35	638.90	1,805.25
Non Revenue Receipts	-	-	-	-	-	-	-	-	-	(300,000.00)
	62,936.80	69,921.31	78,859.98	79,833.37	69,748.23	63,206.47	62,500.83	61,339.52	76,479.14	(209,326.33)
WHITE WATER RAFTING FUND										
Hunting and Fishing	97,839.00	101,740.50	110,973.75	117,410.10	114,540.70	107,391.50	110,889.25	139,917.24	94,503.22	93,482.78
Non Revenue Receipts	-	(100,062.00)	(102,547.12)	(226,720.38)	(90,307.92)	(30,102.64)	(223,213.00)	-	(139,917.98)	(94,503.22)
	97,839.00	1,678.50	8,426.63	(109,310.28)	24,232.78	77,288.86	(112,323.75)	139,917.24	(45,414.76)	(1,020.44)
WHITE WATER RAFTING COUNTY FUN										
Non Revenue Receipts	-	10,006.00	10,337.55	22,589.20	12,041.06	-	22,321.30	-	13,991.80	9,450.32
	-	10,006.00	10,337.55	22,589.20	12,041.06	-	22,321.30	-	13,991.80	9,450.32
RESOURCE MANAGEMENT - WILDLIFE										
Hunting and Fishing	16,695.00	17,895.00	16,633.00	18,259.87	18,960.00	17,265.00	15,735.00	11,466.00	19,499.00	12,903.00
Private Sources	-	-	-	3,500.00	(3,500.00)	-	-	-	-	4,825.60
Service Charges	50.20	-	5,500.00	-	(38,599.80)	40,000.00	124.11	-	-	28,000.00
Sales and Compensated Loss of Property	-	-	-	-	-	-	-	-	-	-
Non Revenue Receipts	45,254.25	-	85,425.22	49,720.84	50,165.62	53,289.00	57,885.00	65,822.00	61,418.38	64,922.00
	61,999.45	17,895.00	107,558.22	71,480.71	27,025.82	110,554.00	73,744.11	77,288.00	80,917.38	110,650.60

Maine Department of Inland Fisheries & Wildlife
Program Evaluation Financial Report - Fiscal Years 1998 - 2007
Other Special Revenue Summary by Program
All Divisions

	FY 1998	FY 1999	FY 2000	FY 2001	FY 2002	FY 2003	FY 2004	FY 2005	FY 2006	FY 2007
SENSITIVE AREA DATA MANAGEMENT										
Private Sources	-	-	-	-	3,500.00	-	-	-	-	-
Service Charges	-	-	-	574,518.25	70,558.83	57,418.82	-	-	-	-
Non Revenue Receipts	103,244.50	99,295.00	77,549.50	85,493.00	73,084.27	102,215.88	67,868.94	48,344.61	103,375.93	57,285.99
	<u>103,244.50</u>	<u>99,295.00</u>	<u>77,549.50</u>	<u>660,011.25</u>	<u>147,143.10</u>	<u>159,634.70</u>	<u>67,868.94</u>	<u>48,344.61</u>	<u>103,375.93</u>	<u>57,285.99</u>
RESOURCE MANAGEMENT - LAND										
Service Charges	-	-	-	-	2,555.72	30,959.56	159,374.60	87,151.66	10,597.71	28,988.95
Sales and Compensated Loss of Property	-	-	-	-	15,442.33	1,144.81	5,801.18	-	296,455.06	223,841.60
Non Revenue Receipts	-	-	-	-	-	-	(4,238.00)	20,964.61	7,294.27	-
	<u>-</u>	<u>-</u>	<u>-</u>	<u>-</u>	<u>17,998.05</u>	<u>32,104.37</u>	<u>160,937.78</u>	<u>108,116.27</u>	<u>314,347.04</u>	<u>252,830.55</u>
RESOURCE MANAGEMENT										
Private Sources	2,978.82	4,570.00	5,000.00	9,025.00	-	-	-	-	13,635.20	33,450.00
Service Charges	2,400.00	10,000.00	34,240.00	50,340.00	17,847.38	58,418.00	107,373.20	294,400.00	130,013.65	44,915.85
Sales and Compensated Loss of Property	-	-	-	-	-	-	550.60	-	3,525.70	2,088.42
Non Revenue Receipts	-	-	-	-	-	-	(929.00)	(671.00)	507.80	(1,083.00)
	<u>5,378.82</u>	<u>14,570.00</u>	<u>39,240.00</u>	<u>59,365.00</u>	<u>17,847.38</u>	<u>58,418.00</u>	<u>106,994.80</u>	<u>293,729.00</u>	<u>147,682.35</u>	<u>79,371.27</u>
FISHERIES & HATCHERIES OPS - LAKE & RIVER PROTECTION FUND										
Non Revenue Receipts	-	-	-	-	29,103.00	-	(3,057.00)	50,000.00	1,310.49	10,000.00
	<u>-</u>	<u>-</u>	<u>-</u>	<u>-</u>	<u>29,103.00</u>	<u>-</u>	<u>(3,057.00)</u>	<u>50,000.00</u>	<u>1,310.49</u>	<u>10,000.00</u>

Maine Department of Inland Fisheries & Wildlife
 Program Evaluation Financial Report - Fiscal Years 1998 - 2007
 Other Special Revenue Summary by Program
 All Divisions

	FY 1998	FY 1999	FY 2000	FY 2001	FY 2002	FY 2003	FY 2004	FY 2005	FY 2006	FY 2007
NONGAME ENDANGERED SPECIES										
Motor Veh License Related Fees	-	-	(16,465.50)	(17,304.50)	(12,865.00)	(14,711.50)	(19,193.00)	-	-	-
Fines and Forfeitures	500.00	-	-	-	100.00	-	-	-	-	500.00
Federal Reimbursement	23,495.00	11,005.33	-	-	-	-	-	-	-	-
Private Sources	200.00	2,525.00	-	-	-	34.00	40.00	30.00	20.00	15,370.50
Service Charges	50,500.00	13,440.10	75,021.26	48,201.42	112,213.48	49,041.60	86,474.25	28,654.40	60,217.12	39,097.10
Contributions and Transfers	696,634.00	619,835.00	557,497.20	489,457.00	470,899.00	569,542.00	417,121.60	384,070.40	377,104.00	359,665.60
Non Revenue Receipts	7,819.91	(20,661.40)	(18,210.54)	(618.97)	10,921.01	4,583.49	(22,822.27)	99,611.02	63,154.31	300,243.86
	<u>779,148.91</u>	<u>626,144.03</u>	<u>597,842.42</u>	<u>519,734.95</u>	<u>581,268.49</u>	<u>608,489.59</u>	<u>461,620.58</u>	<u>512,365.82</u>	<u>500,495.43</u>	<u>714,877.06</u>
WARDEN SERVICE										
Gasoline Tax	-	-	-	-	-	-	-	105,123.37	-	-
Motor Veh License Related Fees	-	-	-	-	-	-	-	-	-	-
Hunting and Fishing	-	-	-	-	-	(20.00)	-	-	-	-
Federal Reimbursement	-	-	-	-	-	-	-	-	27,800.00	-
Private Sources	-	-	-	29,100.00	340.00	-	-	7,250.00	11,278.05	26,708.00
Service Charges	-	-	-	-	-	-	-	-	10,174.36	-
Sales and Compensated Loss of Property	-	-	-	-	-	-	-	-	-	49,727.64
Non Revenue Receipts	-	-	-	-	-	-	-	(29,420.00)	(105,123.37)	-
	<u>-</u>	<u>-</u>	<u>-</u>	<u>29,100.00</u>	<u>340.00</u>	<u>(20.00)</u>	<u>-</u>	<u>82,953.37</u>	<u>(55,870.96)</u>	<u>76,435.64</u>
SNOWMOBILE ENFORCEMENT FUND										
Motor Veh License Related Fees	39,883.51	41,700.22	47,184.01	55,128.44	74,582.60	73,981.77	73,467.28	84,789.78	71,736.74	73,103.34
Hunting and Fishing	-	-	-	-	-	-	-	-	-	-
Fines and Forfeitures	-	-	-	250.00	-	-	-	-	-	-
Private Sources	500.00	-	-	-	-	-	-	-	-	-
Non Revenue Receipts	42,000.00	-	-	-	13.45	-	(648.00)	(663.00)	(1,160.00)	(1,333.00)
	<u>82,383.51</u>	<u>41,700.22</u>	<u>47,184.01</u>	<u>55,378.44</u>	<u>74,596.05</u>	<u>73,981.77</u>	<u>72,819.28</u>	<u>84,126.78</u>	<u>70,576.74</u>	<u>71,770.34</u>

Maine Department of Inland Fisheries & Wildlife
Program Evaluation Financial Report - Fiscal Years 1998 - 2007
Other Special Revenue Summary by Program
All Divisions

	FY 1998	FY 1999	FY 2000	FY 2001	FY 2002	FY 2003	FY 2004	FY 2005	FY 2006	FY 2007
ENFORCEMENT OPERATIONS - LAKE & RIVER PROTECTION FUND										
Hunting and Fishing	-	-	-	-	149,714.40	480,420.80	413,756.80	319,666.40	339,716.00	579,506.80
Service Charges	-	-	-	-	-	-	-	3,157.00	-	-
Contributions and Transfers	-	-	-	-	-	-	-	-	-	-
Non Revenue Receipts	-	-	-	-	85,006.00	(330,000.00)	(148,143.00)	(267,500.00)	(100,000.00)	(90,000.00)
	-	-	-	-	234,720.40	150,420.80	265,613.80	55,323.40	239,716.00	489,506.80
WHITE WATER RAFTING										
Service Charges	-	-	-	-	-	-	1,050.00	-	-	-
Non Revenue Receipts	-	65,040.50	67,194.07	146,829.80	78,266.86	(522.00)	141,795.45	(2,373.00)	87,495.68	56,993.09
	-	65,040.50	67,194.07	146,829.80	78,266.86	(522.00)	142,845.45	(2,373.00)	87,495.68	56,993.09
ATV SAFETY & EDUCATION										
Gasoline Tax	-	-	-	-	-	-	-	-	139,034.16	142,072.37
Non Revenue Receipts	-	-	-	-	-	-	-	-	105,123.37	-
	-	-	-	-	-	-	-	-	244,157.53	142,072.37
WATERFOWL HABITAT ACQ. & MGMT										
Hunting and Fishing	32,863.25	34,564.50	31,053.75	34,056.25	32,654.25	30,361.75	53,642.50	155,832.00	88,221.50	94,835.75
Federal Reimbursement	6,000.00	27,751.33	-	-	-	-	-	-	-	-
Private Sources	194.60	334,500.00	-	5,000.00	5.00	5.00	8.47	-	-	11,500.00
Service Charges	20,780.00	1,186.81	163,341.83	4,124.73	6,564.78	133,433.66	18,539.46	9,618.30	77,186.76	6,966.46
Sales and Compensated Loss of Property	-	-	-	-	-	-	-	5,197.02	-	-
Non Revenue Receipts	-	-	(1,808.64)	-	286,069.33	-	(72.88)	207,103.15	-	-
	59,837.85	398,002.64	192,586.94	43,180.98	325,293.36	163,800.41	72,117.55	377,750.47	165,408.26	113,302.21

Maine Department of Inland Fisheries & Wildlife
 Program Evaluation Financial Report - Fiscal Years 1998 - 2007
 Other Special Revenue Summary by Program
 All Divisions

	FY 1998	FY 1999	FY 2000	FY 2001	FY 2002	FY 2003	FY 2004	FY 2005	FY 2006	FY 2007
BOATING ACCESS SITES										
Federal Reimbursement	-	-	-	-	(181.03)	(14.47)	-	-	-	-
Service Charges	200.00	600.00	885.00	806.42	37,857.62	105,457.56	30,665.20	243,601.46	44.31	9,500.00
Non Revenue Receipts	115,000.00	115,000.00	546,156.66	228,272.81	272,295.30	322,177.92	279,026.64	62,209.14	167,622.28	234,230.64
	115,200.00	115,600.00	547,041.66	229,079.23	309,971.89	427,621.01	309,691.84	305,810.60	167,666.59	243,730.64
LAND FOR MAINE'S FUTURE ACCESS IMPROVEMENTS										
Service Charges	-	-	26,400.00	103,333.00	-	-	-	-	-	-
Non Revenue Receipts	-	-	-	-	-	-	-	-	(400.00)	-
	-	-	26,400.00	103,333.00	-	-	-	-	(400.00)	-
MAINE WILDLIFE PARK FUND										
Revenue from Use of Money	16,968.83	17,205.14	20,001.32	20,156.05	10,229.45	7,553.43	4,475.02	9,435.37	15,673.68	18,162.72
Private Sources	-	-	-	-	255.00	-	349.35	-	431.13	-
Service Charges	193,591.32	194,054.11	225,808.38	232,923.70	262,487.91	336,826.65	398,338.94	430,245.22	442,181.06	414,373.45
Sales and Compensated Loss of Property	-	-	10,970.13	-	-	-	-	-	-	1,350.00
Non Revenue Receipts	136.78	-	-	-	-	(15,429.61)	(12,802.00)	-	(1,778.57)	8.50
	210,696.93	211,259.25	256,779.83	253,079.75	272,972.36	328,950.47	390,361.31	439,680.59	456,507.30	433,894.67
YOUTH CONSERVATION EDUCATION										
Private Sources	-	3,922.20	-	-	-	150.00	-	-	-	-
Service Charges	35,761.00	39,900.00	44,801.00	66,806.00	44,342.00	69,806.82	61,104.50	53,482.00	51,354.00	56,756.00
Non Revenue Receipts	-	-	(1,252.20)	(8,700.00)	-	(10,141.00)	-	-	-	-
	35,761.00	43,822.20	43,548.80	58,106.00	44,342.00	59,815.82	61,104.50	53,482.00	51,354.00	56,756.00
HOKED ON FISHING										
Private Sources	-	11,357.99	11,149.09	9,431.30	9,478.40	5,388.61	5,700.00	2,123.00	5,604.00	707.10
Service Charges	-	-	830.65	-	300.00	-	-	5,204.00	590.00	761.00
Non Revenue Receipts	-	-	1,522.66	-	-	-	-	-	-	-
	-	11,357.99	13,502.40	9,431.30	9,778.40	5,388.61	5,700.00	7,327.00	6,194.00	1,468.10

Maine Department of Inland Fisheries & Wildlife
 Program Evaluation Financial Report - Fiscal Years 1998 - 2007
 Other Special Revenue Summary by Program
 All Divisions

	FY 1998	FY 1999	FY 2000	FY 2001	FY 2002	FY 2003	FY 2004	FY 2005	FY 2006	FY 2007
PUBLIC INFO & EDUCATION - LAKE & RIVER PROTECTION FUND										
Service Charges	-	-	-	-	-	-	-	-	-	(4,756.21)
Non Revenue Receipts	-	-	-	-	75,891.00	-	(1,616.00)	72,000.00	-	70,000.00
	-	-	-	-	75,891.00	-	(1,616.00)	72,000.00	-	65,243.79
BECOMING AN OUTDOORS WOMEN										
Service Charges	-	-	-	-	-	-	9,415.00	17,535.00	23,695.00	17,808.67
	-	-	-	-	-	-	9,415.00	17,535.00	23,695.00	17,808.67
SUPPORT LANDOWNERS										
Hunting and Fishing	40,864.81	42,079.20	36,224.00	36,308.00	15,716.80	15,576.00	30,620.00	-	32,072.00	28,675.00
Private Sources	752.50	-	50.00	400.00	23.77	114.00	19.75	-	-	-
Service Charges	1,332.77	1,096.72	1,380.25	2,392.79	3,325.29	3,279.63	2,823.29	2,966.27	1,640.56	3,206.44
Non Revenue Receipts	-	(2,088.52)	-	-	-	-	(28.00)	124.73	(33.00)	(39.00)
	42,950.08	41,087.40	37,654.25	39,100.79	19,065.86	18,969.63	33,435.04	3,091.00	33,679.56	31,842.44
SPORT HUNTER										
Hunting and Fishing	10,216.19	10,519.80	9,176.00	9,077.00	3,929.20	3,894.00	7,660.00	-	7,668.00	-
Service Charges	1,500.00	4,100.00	7,600.00	5,121.90	5,200.00	9,900.00	6,700.00	7,500.00	8,300.00	7,041.04
Non Revenue Receipts	-	-	-	-	-	-	(72.00)	(76.00)	(97.00)	(120.00)
	11,716.19	14,619.80	16,776.00	14,198.90	9,129.20	13,794.00	14,288.00	7,424.00	15,871.00	6,921.04