


# MAINE STATE LEGISLATURE

The following document is provided by the  
**LAW AND LEGISLATIVE DIGITAL LIBRARY**  
at the Maine State Law and Legislative Reference Library  
<http://legislature.maine.gov/lawlib>



Reproduced from electronic originals  
(may include minor formatting differences from printed original)



**Annual Report on**

**Receipt and Use of Slot  
Machine Income  
for Scholarships as of  
June 30, 2015**

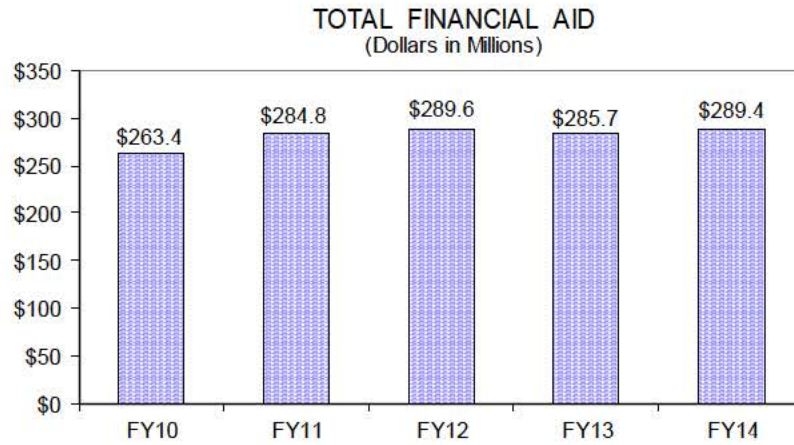


**September 1, 2015**

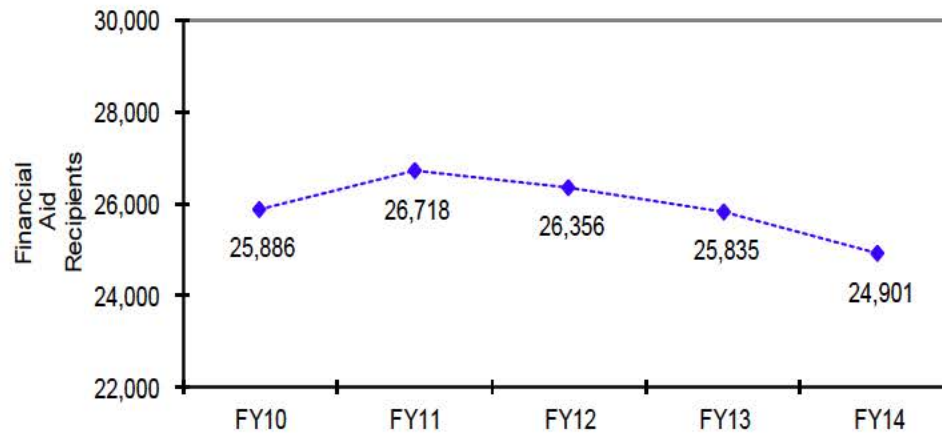


## Total Financial Aid from all Sources

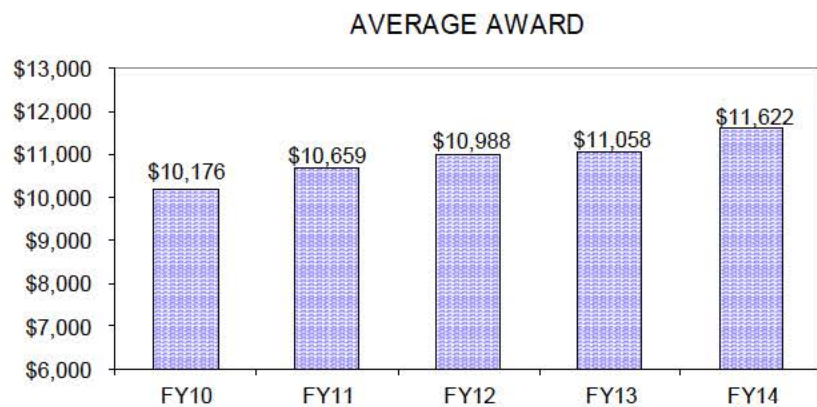
The total financial aid awarded to students at the University of Maine System has increased from \$263.4 million in FY10 to \$289.4 million in FY14.



During this same time period, the total number of students receiving aid has varied from a low of 24,901 to a high of 26,718.



The average award has increased from \$10,176 in FY10 to \$11,622 in FY14.



Students receive various types of financial aid (scholarships, grants, waivers, work-study, and loans) from various funding sources (federal, state, university, and private). Federal and State aid is awarded primarily on the basis of financial need. University and private aid may be awarded based on financial need, merit, talent, or other criteria set forth by the University or the donor. During FY14, approximately 15,240 Maine residents enrolled in undergraduate programs received some form of need-based federal financial aid. These students may have received Federal Pell Grants (up to a maximum of \$5,645), Federal Supplemental Educational Opportunity Grants (SEOG), Federal Work Study, and/or Federal Loans.

### Racino Scholarship Program History

Title 8, Chapter 31, Subchapter 3, Subsection 1036 of the Maine Revised Statutes stipulates that two percent to four percent of net slot machine income is apportioned between the University of Maine System Scholarship Fund and the Maine Maritime Academy based on ratio of enrollment. As defined in Title 20-A, Part 5, Chapter 411, Subsection 10909 of the Maine Revised Statutes, “The University of Maine System Scholarship Fund is created and established as a non-lapsing fund under the jurisdiction and control of the Board of Trustees of the University of Maine System. All revenues credited to this fund must be distributed as need-based scholarships for students attending the University of Maine System. These scholarships may be awarded only to those students who are residents of the State. The fund may not be used for the costs of administering the scholarships...”

In FY2015, \$2.3 million was awarded to 3,522 Maine undergraduate students who exhibited financial need. The University of Maine System has \$6 million in Racino Scholarship funds that will be awarded during the FY16/FY17 Biennium including \$2 million to fund the Adult Baccalaureate Degree Completion/Distance Education (ABCDE) initiative. This initiative demonstrates the University of Maine System’s commitment to assist in funding more need-based Mainers as they return to the University to complete their degrees.

Given the financial difficulties realized by many Maine families, the utilization of the net slot machine income for need-based scholarships to Maine students is an important funding source to mitigate the cost of obtaining a post-secondary education.

**UNIVERSITY OF MAINE SYSTEM  
RACINO SCHOLARSHIP AWARDS  
5-YEAR HISTORY**

**Total Awards**

	FY11	FY12	FY13	FY14	FY15
UM	\$249,520	\$374,175	\$324,815	\$378,529	\$760,233
UMA	180,502	243,433	232,885	481,589	462,206
UMF	86,600	116,885	110,130	229,461	214,492
UMFK	50,256	18,136	27,064	5,525	149,143
UMM	25,854	36,430	34,818	72,810	69,000
UMPI	42,975	41,093	62,249	81,099	79,500
USM	212,021	257,220	250,019	545,264	540,449
TOTAL	\$847,728	\$1,087,372	\$1,041,980	\$1,794,277	\$2,275,023

**Recipients**

	FY11	FY12	FY13	FY14	FY15
UM	107	159	129	307	364
UMA	510	748	738	1,306	1,401
UMF	18	31	55	148	62
UMFK	51	22	16	7	274
UMM	6	50	49	79	75
UMPI	57	73	130	164	112
USM	89	209	77	865	1,234
TOTAL	838	1,292	1,194	2,876	3,522

**Average Award**

	FY11	FY12	FY13	FY14	FY15
UM	\$2,332	\$2,353	\$2,518	\$1,233	\$2,089
UMA	\$354	\$325	\$316	\$369	\$330
UMF	\$4,811	\$3,770	\$2,002	\$1,550	\$3,460
UMFK	\$985	\$824	\$1,692	\$789	\$544
UMM	\$4,309	\$729	\$711	\$922	\$920
UMPI	\$754	\$563	\$479	\$495	\$710
USM	\$2,382	\$1,231	\$3,247	\$630	\$438
AVERAGE	\$1,012	\$842	\$873	\$624	\$646