

MAINE STATE LEGISLATURE

The following document is provided by the
LAW AND LEGISLATIVE DIGITAL LIBRARY
at the Maine State Law and Legislative Reference Library
<http://legislature.maine.gov/lawlib>



Reproduced from electronic originals
(may include minor formatting differences from printed original)

Annual Report on

**Receipt and Use of Slot
Machine Income
for Scholarships as of
June 30, 2013**

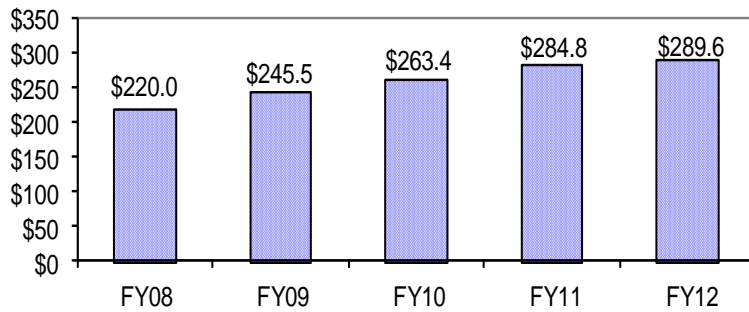


September 1, 2013

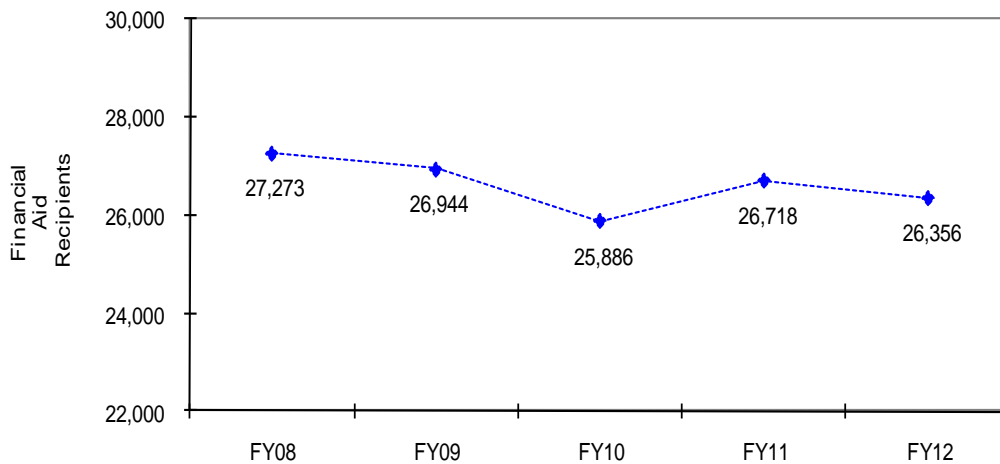


Total Financial Aid from all Sources

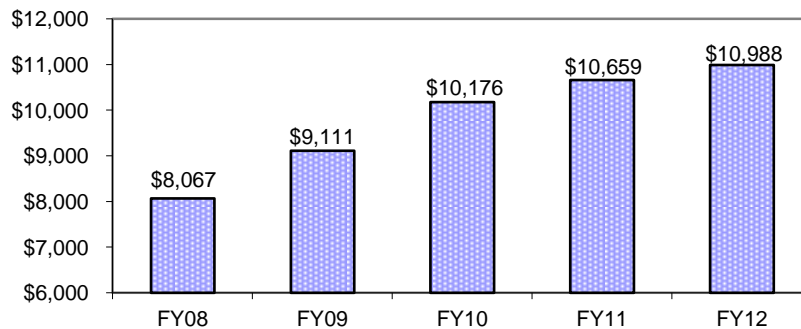
The total financial aid awarded to students at the University of Maine System has increased from \$220.0 million in FY08 to \$289.6 million in FY12.



During this same time period, the total number of students receiving aid has varied from a low of 25,886 to a high of 27,273.



The average award has increased from \$8,067 in FY08 to \$10,988 in FY12.



Students receive various types of financial aid (scholarships, grants, waivers, work-study, and loans) from various funding sources (federal, state, university, and private). Federal and State aid is awarded primarily on the basis of financial need. University and private aid may be awarded based on financial need, merit, talent, or other criteria set forth by the University or the donor. During FY12, approximately 16,300 Maine residents enrolled in undergraduate programs received some form of need-based federal financial aid. These students may have received Federal Pell Grants (up to a maximum of \$5,550), Federal Supplemental Educational Opportunity Grants (SEOG), Federal Work Study, and/or Federal Loans.

Racino Scholarship Program History

Title 8, Chapter 31, Subchapter 3, Subsection 1036 of the Maine Revised Statutes stipulates that the University of Maine System Scholarship Fund is to receive two percent to four percent of net slot machine income. As defined in Title 20-A, Part 5, Chapter 411, Subsection 10909 of the Maine Revised Statutes, "The University of Maine System Scholarship Fund is created and established as a non-lapsing fund under the jurisdiction and control of the Board of Trustees of the University of Maine System. All revenues credited to this fund must be distributed as need-based scholarships for students attending the University of Maine System. These scholarships may be awarded only to those students who are residents of the State. The fund may not be used for the costs of administering the scholarships..."

Public Law 2005, Chapter 457, Part K, allowed for the use of up to the first \$1.0 million of distribution from FY2007 slot machine revenues to support graduate student stipends for biomedical scholarships.

The University of Maine System has received approximately \$9.2 million in slot machine income between FY2006 and FY2013. The University of Maine System began receiving slot machine income in November 2005, and the Graduate School of Biomedical Sciences utilized the first \$0.5 million for 18 graduate student stipends. The first undergraduate scholarships were awarded in the spring of 2007 for the 2007-2008 academic year (FY2008). From FY2008 through FY2012, 4,682 scholarship awards were made to Maine undergraduate students who exhibited financial need. These awards totaled \$3.9 million.

In FY2013, \$1.1 million was awarded to 1,194 Maine undergraduate students who exhibited financial need. The remaining \$3.7 million earned to date will be awarded during FY2014 (\$2.2 million) and FY2015 (\$1.5 million).

Given the financial difficulties realized by many Maine families, the State, and the University, the utilization of the net slot machine income for need-based scholarships to Maine students is an important funding source to mitigate the cost of obtaining a post-secondary education.

**UNIVERSITY OF MAINE SYSTEM
RACINO SCHOLARSHIP AWARDS**

Total Awards

	<u>FY07*</u>	<u>FY08</u>	<u>FY09</u>	<u>FY10</u>	<u>FY11</u>	<u>FY12</u>	<u>FY13</u>
UM	\$537,448	\$188,400	\$212,180	\$225,000	\$249,520	\$374,175	\$324,815
UMA		2,025	73,823	367,562	180,502	243,433	232,885
UMF		63,000	72,100	72,800	86,600	116,885	110,130
UMFK		20,616	1,250	39,000	50,256	18,136	27,064
UMM		19,500	29,500	24,500	25,854	36,430	34,818
UMPI		42,600	45,500	39,183	42,975	41,093	62,249
USM		130,800	147,765	155,554	212,021	257,220	250,019
TOTAL	\$537,448	\$466,941	\$582,118	\$923,599	\$847,728	\$1,087,372	\$1,041,980

Recipients

	<u>FY07*</u>	<u>FY08</u>	<u>FY09</u>	<u>FY10</u>	<u>FY11</u>	<u>FY12</u>	<u>FY13</u>
UM	18	47	175	300	107	159	129
UMA		3	237	1,025	510	748	738
UMF		21	21	15	18	31	55
UMFK		60	3	65	51	22	16
UMM		17	28	22	6	50	49
UMPI		73	106	69	57	73	130
USM		75	94	96	89	209	77
TOTAL	18	296	664	1,592	838	1,292	1,194

Average Award

	<u>FY07*</u>	<u>FY08</u>	<u>FY09</u>	<u>FY10</u>	<u>FY11</u>	<u>FY12</u>	<u>FY13</u>
UM	\$29,858	\$4,009	\$1,212	\$750	\$2,332	\$2,353	\$2,518
UMA		\$675	\$311	\$359	\$354	\$325	\$316
UMF		\$3,000	\$3,433	\$4,853	\$4,811	\$3,770	\$2,002
UMFK		\$344	\$417	\$600	\$985	\$824	\$1,692
UMM		\$1,147	\$1,054	\$1,114	\$4,309	\$729	\$711
UMPI		\$584	\$429	\$568	\$754	\$563	\$479
USM		\$1,744	\$1,572	\$1,620	\$2,382	\$1,231	\$3,247
AVERAGE	\$29,858	\$1,578	\$877	\$580	\$1,012	\$842	\$873

*Graduate stipends awarded by the Graduate School of Biomedical Sciences pursuant to Public Law 2005, Chapter 457, Part K.