

MAINE STATE LEGISLATURE

The following document is provided by the
LAW AND LEGISLATIVE DIGITAL LIBRARY
at the Maine State Law and Legislative Reference Library
<http://legislature.maine.gov/lawlib>



Reproduced from electronic originals
(may include minor formatting differences from printed original)

2017 Annual Compliance Report

**State of Maine
Workers' Compensation Board**



**MAINE WORKERS' COMPENSATION BOARD
2017 ANNUAL COMPLIANCE REPORT**

Table of Contents

Section	Page
Executive Summary	1-3
Annual Compliance Summary	4
High Compliance Performers	5
Lost Time First Report Filings	6
Initial Indemnity Payments	7
Initial Memorandum of Payment Filings	8
Initial Indemnity Notice of Controversy Filings	9
Wage Information	10
Utilization Analysis	11
In-State vs.Out-of-State Comparisons	12
Volume by Type of Insurer	13
Compliance by Type of Insurer	14
Entity Overview	15-16
Quarterly and Annual Insurance Group Compliance Charts	17-62

Tables

#	Title	Page
1	Quarterly Compliance Reports	4
2	Annual Compliance	4
3	Percentage Change Over Time	4
4	Lost Time First Report Filings: Timeliness Distribution	6
5	Lost Time First Report Filings: % of Insurers Above vs. Below 85% Benchmark	6
6	Initial Indemnity Payments: Timeliness Distribution	7
7	Initial Indemnity Payments: % of Insurers Above vs. Below 87% Benchmark	7
8	Initial Memorandum of Payment Filings: Timeliness Distribution	8
9	Initial Memorandum of Payment Filings: % of Insurers Above vs. Below 85% Benchmark	8
10	Initial Indemnity Notice of Controversy Filings: Timeliness Distribution	9
11	Initial Indemnity Notice of Controversy Filings: % of Insurers Above vs. Below 90% Benchmark	9
12	Wage Statement: Timeliness Distribution	10
13	Fringe Benefit Worksheet: Timeliness Distribution	10
14	Utilization Analysis: % of Lost Time First Reports Denied	11
15	Utilization Analysis: % of Claims for Compensation Denied	11

Charts

#	Title	Page
1	Lost Time First Report Filings: Timeliness Distribution	6
2	Lost Time First Report Filings: % of Insurers Above vs. Below 85% Benchmark	6
3	Lost Time First Report Filings: Compliance Trend	6
4	Initial Indemnity Payments: Timeliness Distribution	7
5	Initial Indemnity Payments: % of Insurers Above vs. Below 87% Benchmark	7
6	Initial Indemnity Payments: Compliance Trend	7
7	Initial Memorandum of Payment Filings: Timeliness Distribution	8
8	Initial Memorandum of Payment Filings: % of Insurers Above vs. Below 85% Benchmark	8
9	Initial Memorandum of Payment Filings: Compliance Trend	8
10	Initial Indemnity Notice of Controversy Filings: Timeliness Distribution	9
11	Initial Indemnity Notice of Controversy Filings: % of Insurers Above vs. Below 90% Benchmark	9
12	Initial Indemnity Notice of Controversy Filings: Compliance Trend	9
13	Wage Statement: Timeliness Distribution	10
14	Fringe Benefit Worksheet: Timeliness Distribution	10
15	Utilization Analysis: Distribution of Lost Time First Reports	11
16	Utilization Analysis: Lost Time First Reports	11
17	Utilization Analysis: Claims for Compensation	11

#	Appendices	Page
A	Insurance Group Compliance – Lost Time FROI Filings and Initial Indemnity Payments	A1-16
B	Insurance Group Compliance – Initial MOP and Initial Indemnity NOC Filings	B1-16
C	In-State Group Compliance – Lost Time FROI Filings and Initial Indemnity Payments	C1-2
D	In-State Group Compliance – Initial MOP and Initial Indemnity NOC Filings	D1-2
E	Out-of-State Group Compliance – Lost Time FROI Filings and Initial Indemnity Payments	E1-4
F	Out-of-State Group Compliance – Initial MOP and Initial Indemnity NOC Filings	F1-5
G	Type of Insurer Group Compliance – Lost Time FROI Filings and Initial Indemnity Payments	G1-3
H	Type of Insurer Group Compliance – Initial MOP and Initial Indemnity NOC Filings	H1-3

- I. On July 10, 2018, the Maine Workers' Compensation Board of Directors approved the 2017 Annual Compliance Report (**January 1, 2017** through **December 31, 2017**). This report represents the efforts of the Office of Monitoring, Audit and Enforcement (MAE Program) and the workers' compensation community.

II. HISTORY

In 1997, the Maine Legislature, with the support of Governor Angus S. King, Jr., enacted Public Law 1997, Chapter 486 to establish the Office of Monitoring, Audit, and Enforcement with the goals of: (1) providing timely and reliable data to policymakers; (2) monitoring and auditing payments and filings; and (3) identifying those insurers, self-administered employers, and third-party administrators (collectively "insurers") not complying with minimum standards.

III. COMPLIANCE OVERVIEW

The 2017 quarterly compliance in Table 1 represents static results based upon data received by the deadline for each quarter. This 2017 Annual Compliance Report represents static results based upon data received by April 4, 2018.

A. Lost Time First Report Filings

The Board's benchmark for lost time first report (FROI) filings within 7 days is 85%.

Benchmark Not Met. Eighty-three percent (83%) of lost time FROI filings were within 7 days.

B. Initial Indemnity Payments

The Board's benchmark for initial indemnity payments within 14 days is 87%.

Benchmark Exceeded. Ninety percent (90%) of initial indemnity payments were within 14 days.

C. Initial Memorandum of Payment Filings

The Board's benchmark for initial Memorandum of Payment (MOP) filings within 17 days is 85%.

Benchmark Exceeded. Eighty-nine percent (89%) of initial MOP filings were within 17 days.

D. Initial Indemnity Notice of Controversy Filings

The Board's benchmark for initial indemnity Notice of Controversy (NOC) filings within 14 days is 90%.

Benchmark Exceeded. Ninety-three percent (93%) of initial indemnity NOC filings were within 14 days.

E. Wage Information

Seventy-six (76%) of Wage Statement(s) and Seventy-six (76%) of the Fringe Benefit Worksheet(s) that were received in 2017 were filed within 30 days.

F. Utilization Analysis

Twenty percent (20%) of all lost time first reports were "denied" and forty-four percent (44%) of all claims for compensation were denied.

IV. CAVEATS & EXPLANATIONS

A. General

- Question marks (“?”) within this report indicate that the insurer did not provide all the data required to measure compliance.

B. Lost Time First Report Filings

- Compliance with the lost time first report filing obligation exists when the lost time first report is filed (accepted Electronic Data Interchange (EDI) transaction, with or without errors) within 7 days of the employer receiving notice or knowledge of an employee injury that has caused the employee to lose a day's work.
- When a medical only first report was received and later converted to a lost time first report, if the received date minus the date of the employer's notice or knowledge of incapacity was less than zero, the filing was considered compliant.

C. Initial Indemnity Payments

Compliance with the Initial Indemnity Payment obligation exists when the check is mailed within the later of: (a) 14 days after the employer's notice or knowledge of incapacity or (b) the first day of compensability plus 6 days.

D. Initial Memorandum of Payment Filings

Compliance with the Initial Memorandum of Payment filing obligation exists when the MOP is received within 17 days of the employer's notice or knowledge of incapacity.

E. Initial Indemnity Notice of Controversy Filings

- Measurement excludes filings submitted with full denial reason codes 3A-3H (No Coverage).
- Compliance with the Initial Indemnity Notice of Controversy filing obligation exists when the NOC is filed (accepted EDI transaction, with or without errors) within 14 days of the employer receiving notice or knowledge of the incapacity or death.

V. COMPLETED AUDITS

The Board conducts compliance audits of insurers to ensure that all obligations under the Workers' Compensation Act are met. The functions of the audit program include, but are not limited to: ensuring that all reporting requirements of the Board are met, auditing the timeliness of benefit payments, auditing the accuracy of indemnity payments, evaluating claims-handling techniques, and determining whether claims are unreasonably contested.

The following had audits completed in 2017:

Auditee (alpha order)	Total Penalties
Acadia (W. R. Berkley Corporation Group)	\$19,300.00
Cannon Cochran Management Services	\$13,500.00
CNA Insurance Group	\$1,500.00
Federated Mutual Insurance	\$23,900.00
Meadowbrook Insurance	\$9,800.00
QBE Insurance	\$4,500.00
Sompo Japan Insurance Company of America	\$200.00

This 2017 Annual Compliance Report was prepared by the following MAE staff members:

Name	Position	Annual Report Role
Kimberly Belka	Management Analyst I	Research & Compilation
Carrie Ellis	Management Analyst II	Research & Compilation
Seanna Crasnick	Deputy General Counsel	Editor

Annual Compliance Summary

Table 1 Quarterly Compliance Reports

	Benchmark	First Quarter	Second Quarter	Third Quarter	Fourth Quarter
Lost Time First Report Filings Received within 7 Days	85%	84%	85%	83%	84%
Initial Indemnity Payments Made within 14 Days	87%	90%	89%	91%	90%
Initial Memorandum of Payment Filings Received within 17 Days	85%	89%	88%	90%	89%
Initial Indemnity Notice of Controversy Filings Received within 14 Days	90%	92%	95%	93%	93%

Table 2 Annual Compliance

	1997[1]	2008	2009	2010	2011	2012	2013	2014	2015	2016	2017
Lost Time First Report Filings Received within 7 Days	37%	89%	84%	86%	87%	85%	85%	84%	83%	83%	83%
Initial Indemnity Payments Made within 14 Days	59%	89%	89%	89%	89%	90%	91%	90%	87%	89%	90%
Initial Memorandum of Payment Filings Received within 17 Days	57%	88%	87%	86%	89%	89%	90%	89%	86%	88%	89%
Initial Indemnity Notice of Controversy Filings Received within 14 Days[2]		90%	94%	94%	95%	95%	95%	94%	94%	93%	93%

Table 3 Percentage Over Time

	1997[1]	2008	2009	2010	2011	2012	2013	2014	2015	2016	2017
Lost Time First Report Filings Received within 7 Days	0%	141%	127%	135%	138%	132%	133%	128%	126%	126%	127%
Initial Indemnity Payments Made within 14 Days	0%	49%	49%	50%	50%	51%	52%	51%	47%	50%	51%
Initial Memorandum of Payment Filings Received within 17 Days	0%	55%	54%	52%	56%	56%	58%	56%	52%	56%	57%
Initial Indemnity Notice of Controversy Filings Received within 14 Days[2]		-1%	2%	3%	4%	4%	4%	2%	3%	1%	1%

[1] Based on sample data.

[2] Benchmark changed in 2007 from 17 days to 14 days.

High Compliance Performers

Entities large and small have developed the policies, processes and systems necessary to achieve or exceed the benchmark compliance levels relative to form filing, as well as the initial indemnity payments that put money into injured Maine employees' households. The Board wishes to recognize them for their excellence in these areas.

These high-performing entities run the gamut of size, location and organization type, i.e. insurer, TPA, self-insured self-administered employer.

Benchmark Category:	First Report Filings	Initial Payments	Initial MOP Filings	Initial NOC Filings
---------------------	----------------------	------------------	---------------------	---------------------

Insurers/TPAs				
Broadspire Services	90%	100%	100%	100%
CNA Insurance	100%	90%	100%	100%
Cross Insurance	95%	94%	92%	98%
Eastern Alliance Insurance	86%	100%	100%	100%
Old Republic Insurance	87%	88%	88%	100%
Sedgwick Claims Management Services	93%	96%	96%	93%
Synernet	85%	93%	89%	95%

Self-Insureds				
Macy's Corporate Services	100%	100%	100%	100%
Maine Motor Transport Association	96%	97%	100%	95%
Maine Municipal Association	94%	94%	96%	97%
Maine School Management Association	98%	99%	100%	100%
State of Maine Workers' Comp. Trust	90%	99%	98%	98%

Board Benchmarks:

- 85% of Lost Time First Report filings received within 7 days
- 87% of Initial Indemnity Payments made within 14 days
- 85% of Initial Memorandum of Payment filings received within 17 days
- 90% of Initial Indemnity Notice of Controversy filings received within 14 days

Qualifications:

- Must have filed more than one MOP in the year.
- Must have filed more than one NOC in the year.

LOST TIME FIRST REPORT OF INJURY FILINGS

Chart 1: Timeliness Distribution



Table 4: Received Within

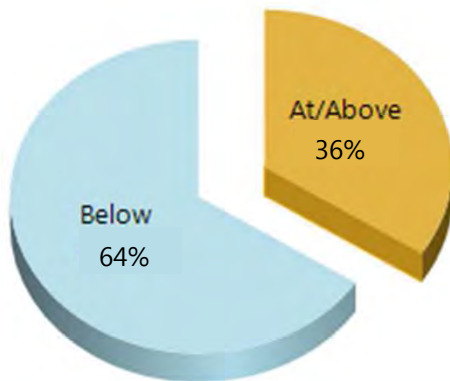
0-7 Days	11,834	83%
8-14 Days	1,217	9%
15-29 Days	641	5%
30+ Days	497	4%
? Days	0	0%
Total	14,189	100%

*The percentages may not always add to 100% due to rounding.

Table 5: Above vs Below Benchmark

At/Above	25	36%
Below	45	64%
Total	70	100%

Chart 2: % of Insurers At/Above vs. Below 85% Benchmark



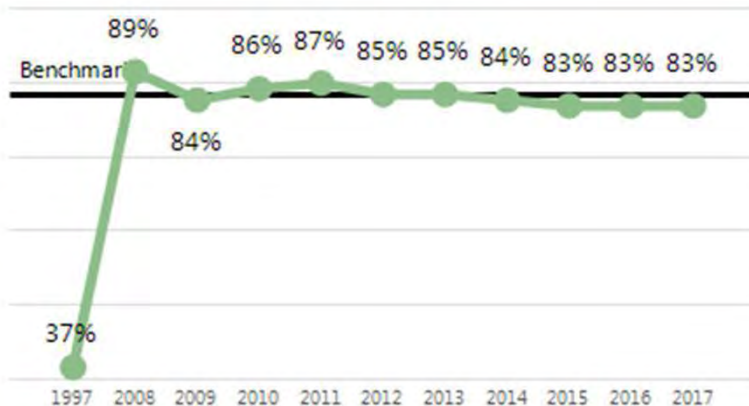
Summary

The Board received 14,189 lost time first reports. This represents 221 more than in 2016.

The 2017 compliance rate of 83% for lost time first report filings stayed the same percentage from the 2016 compliance rate. As can be seen on Chart 2, 36% of insurers were at or above the benchmark in 2017, a slight increase over 2016, which had 34% at or above the benchmark.

Incorrect or unknown employer UIAN numbers continue to be an issue. Accurate UIAN data ensures that claims received at the Board are linked to the appropriate insurance policy and claim administrator in a timely manner, thus reducing workloads for all parties. Attention will continue to be placed on improving this area.

Chart 3: Compliance Trend



INITIAL INDEMNITY PAYMENTS

Chart 4: Timeliness Distribution



Table 6: Received Within

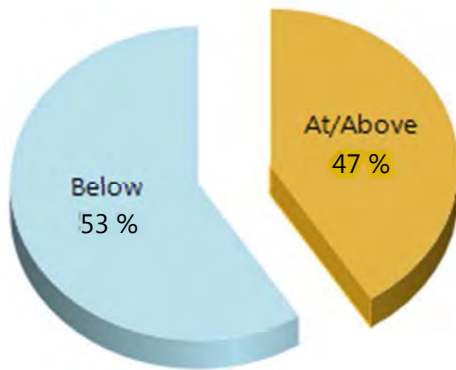
0-14 Days	3,360	90%
15-21 Days	192	5%
22-44 Days	132	4%
45+ Days	55	1%
? Days	2	0%
Total	3,741	100%

*The percentages may not always add to 100% due to rounding.

Table 7: Above vs Below Benchmark

At/Above	30	47%
Below	34	53%
Total	64	100%

Chart 5: % of Insurers At/Above vs. Below 87% Benchmark



Summary

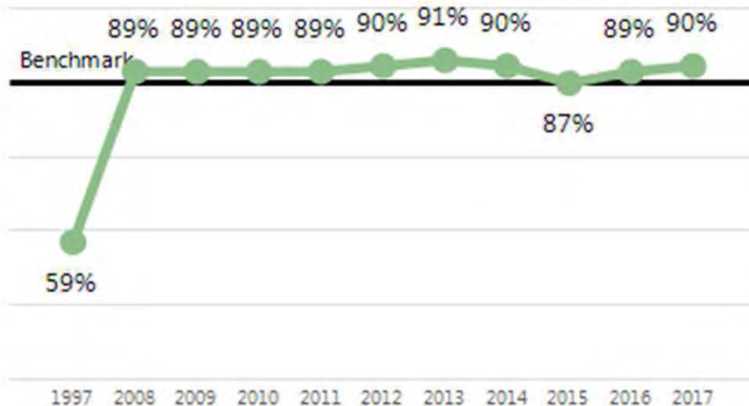
Injured workers in the State of Maine continue to benefit from the high (90%) compliance rate of initial indemnity payments.

In fact, compliance has improved 31 points since monitoring began, from 59% to 90%, resulting in Maine households receiving much-needed money on time.

On a broader level, timely initial indemnity payments are a key factor in controlling workers' compensation claim costs.

However, as can be seen in Chart 5, work still remains in this area. Analysis will continue to focus on identifying best practices followed by those with high compliance rates in order to identify solutions that might help those at the other end of the spectrum to improve their results.

Chart 6: Compliance Trend



INITIAL MEMORANDUM OF PAYMENT FILINGS

Chart 7: Timeliness Distribution

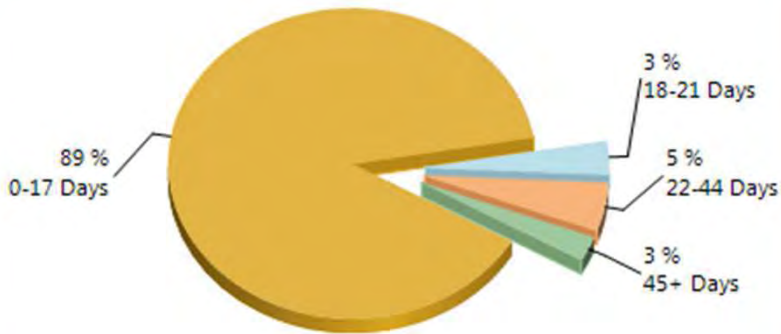


Table 8: Received Within

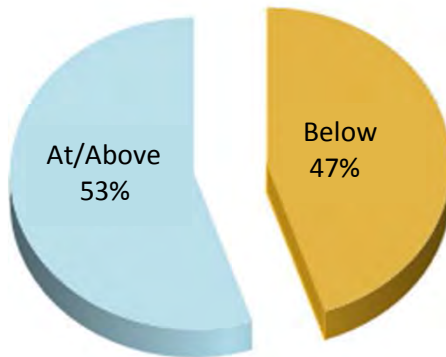
0-17 Days	3,325	89%
18-21 Days	130	3%
22-44 Days	188	5%
45+ Days	96	3%
? Days	2	0%
Total	3,741	100%

*The percentages may not always add to 100% due to rounding.

Table 9: Above vs Below Benchmark

At/Above	34	53%
Below	30	47%
Total	64	100%

Chart 8: % of Insurers At/Above vs. Below 85% Benchmark



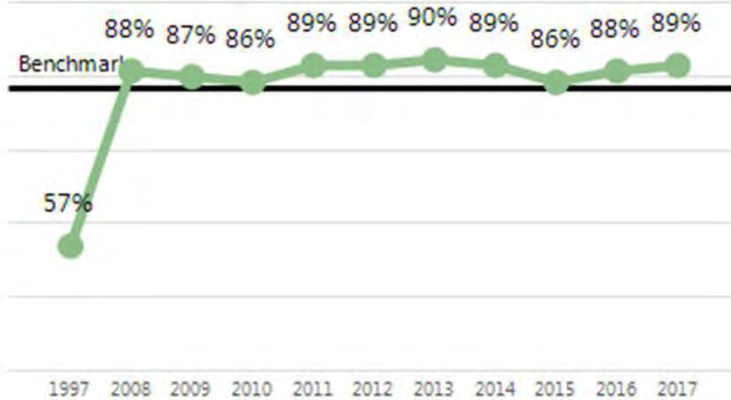
Summary

Studies by the Workers' Compensation Research Institute indicate that proper claims administration and timely payment of claims reduces both the overall cost of claims and also the time required to process a claim through the dispute resolution system.

As can be seen in Chart 7, the benchmark is being met at an aggregate level, but as Chart 8 indicates, forty-seven percent of all insurers are below benchmark, showing significant opportunity for improvement going forward.

While a Memorandum of Payment filing does not have the same tangible benefit to the injured employee as the payment itself, it is a key indicator of how well insurers are complying with the administrative requirements of the Act.

Chart 9: Compliance Trend



INITIAL INDEMNITY NOTICE OF CONTROVERSY FILINGS

Chart 10: Timeliness Distribution

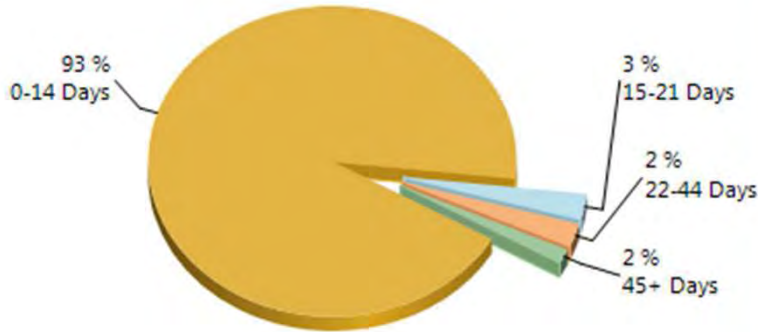


Table 10: Received Within

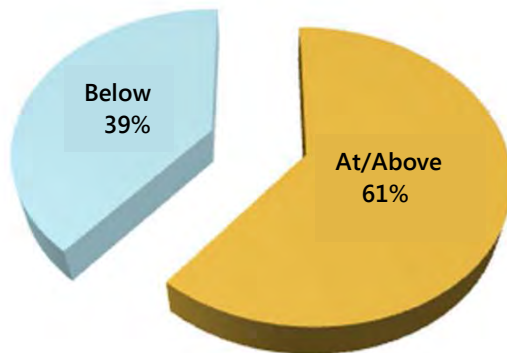
0-14 Days	2,703	93%
15-21 Days	76	3%
22-44 Days	70	2%
45+ Days	44	2%
? Days	5	0%
Total	2,898	100%

*The percentages may not always add to 100% due to rounding.

Table 11: Above vs Below Benchmark

At/Above	36	61%
Below	23	39%
Total	59	100%

Chart 11: % of Insurers At/Above vs. Below 90% Benchmark



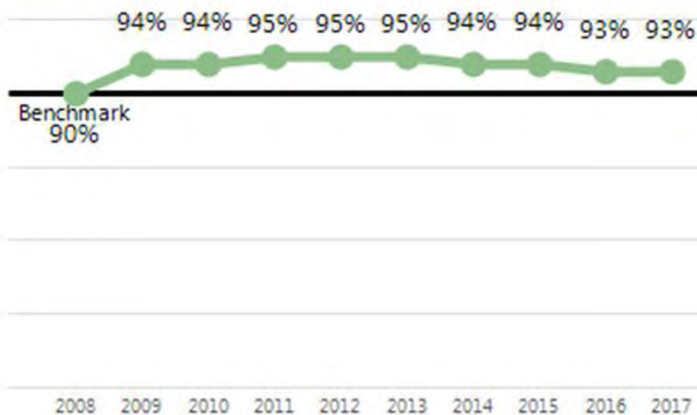
Summary

The benchmark for the timely filing of the Initial Indemnity Notice of Controversy was changed from 17 to 14 days effective 2007.

In 2017 there were 5% more filings in the dispute resolution system at the Board compared to 2016. The compliance stayed the same at 93%.

55% of insurers were at or above benchmark last year, however that percentage has increased 6 percentage points to 61% in 2017.

Chart 12: Compliance Trend



WAGE INFORMATION

Wage information (WCB-2 and WCB-2B forms) must be filed within 30 days of an employer's notice or knowledge of a claim for compensation (Title 39-A M.R.S.A. Section 303). This includes both compensated and controverted claims where a claim for compensation has been made.

Chart 13: Wage Statement Timeliness Distribution

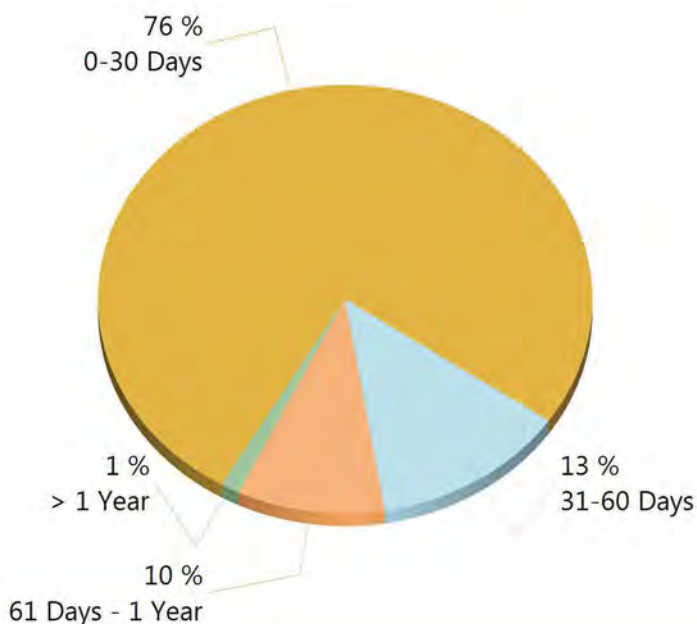


Table 12: Wage Statements Received

0-30 Days	6,269	76%
31-60 Days	1,053	13%
61 Days - 1 Year	792	10%
> 1 Year	104	1%
Total	8,218	100%

Wage Statement(s): 6,303 (74%) of the 8,530 Wage Statement(s) that were due this year were filed timely, 1,734 (20%) were filed late, and 493 (6%) remain outstanding.

Chart 14: Fringe Benefit Worksheet Timeliness Distribution

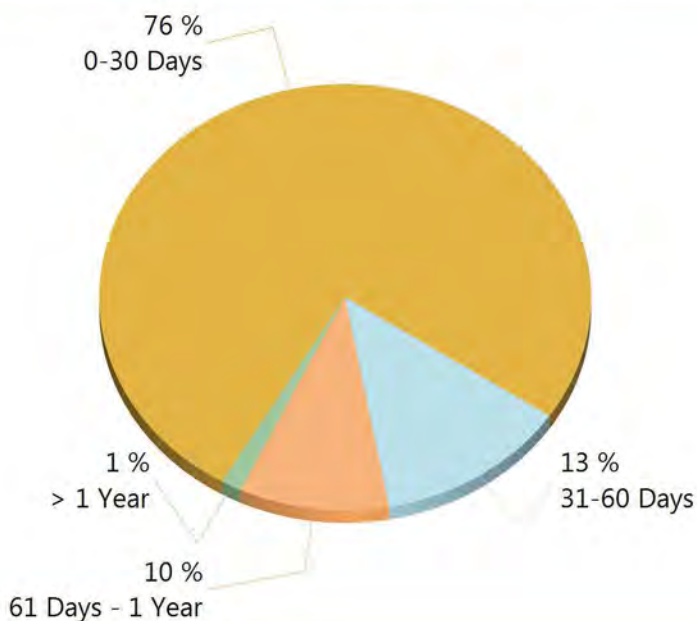


Table 13: Fringe Worksheets Received

0-30 Days	6,257	76%
31-60 Days	1,047	13%
61 Days - 1 Year	809	10%
> 1 Year	113	1%
Total	8,226	100%

Fringe Benefit Worksheet(s): 6,240 (73%) of the 8,530 Fringe Benefit Worksheet(s) due this year were filed timely, 1,712 (20%) were filed late, and 578 (7%) remain outstanding.

UTILIZATION ANALYSIS

Summary

Of the 14,189 lost time First Report filings in 2017, 54% resulted in the employee returning to work within the waiting period. Also, 20% of all lost time First Reports and 44% of all claims for compensation were “denied” in 2017.

The number of initial indemnity NOCs filed by an insurer, contrasted with the number of Initial MOPs filed by the insurer, may be used as one of many claims administration indicators that result in an insurer being referred for audit for possible violations of the Act.

Chart 15 Distribution of Lost Time First Reports

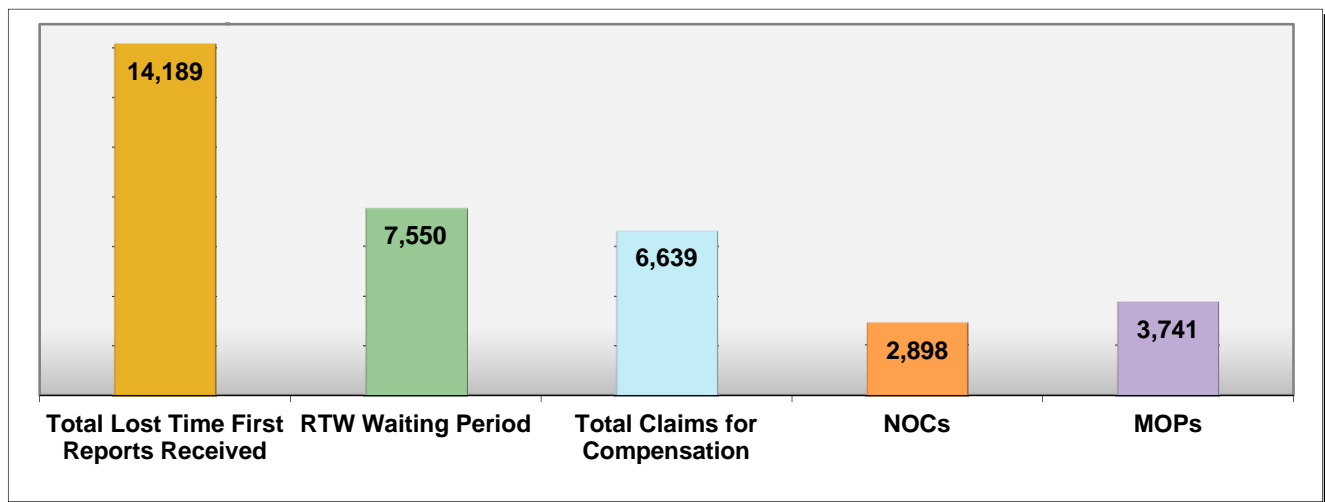


Table 14 % of Lost Time First Reports Denied
(Initial Indemnity NOCs / Lost Time First Reports)

2017	20%
2016	20%
2015	20%

Table 15 % of Claims for Compensation Denied
(Initial Indemnity NOCs / Claims for Compensation)

2017	44%
2016	43%
2015	43%

Chart 16 Lost Time First Reports Analysis

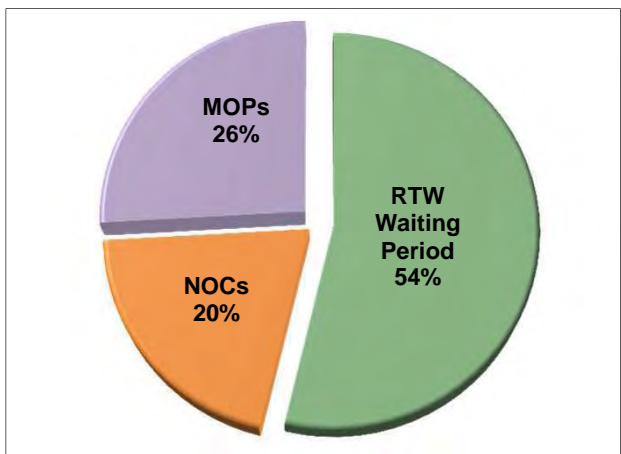
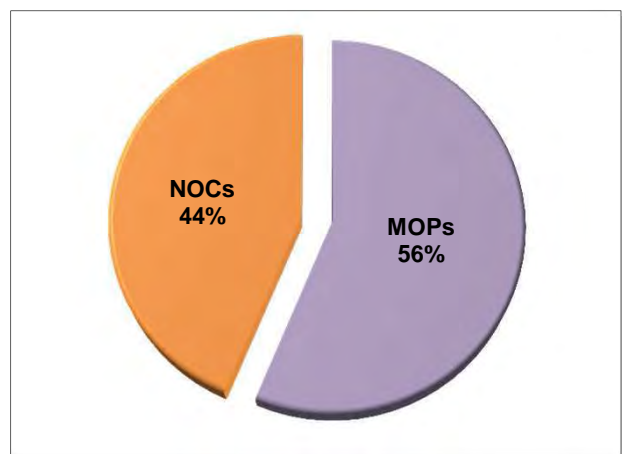


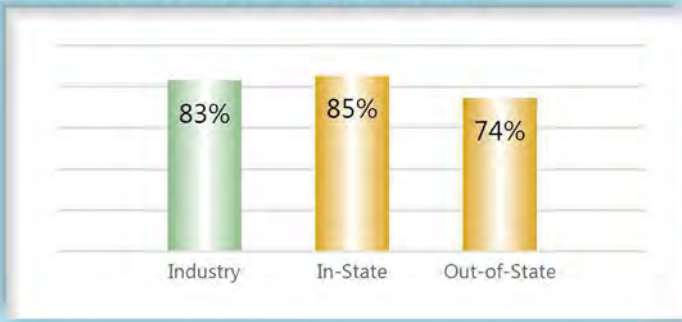
Chart 17 Claims for Compensation Analysis



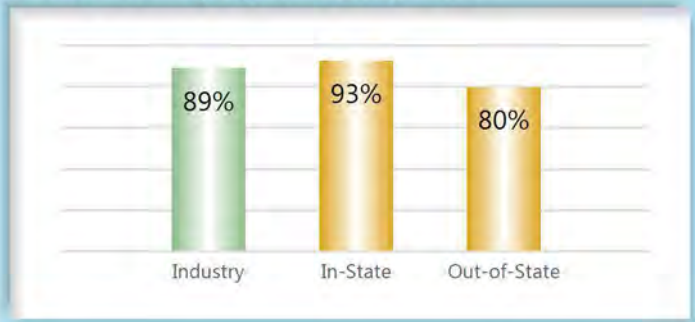
In-State vs. Out-of-State Comparisons

As can be seen in the charts below, In-State insurers out-perform their Out-of-State counterparts in all four benchmarks. In-State insurers also make up roughly two-thirds of all filings.

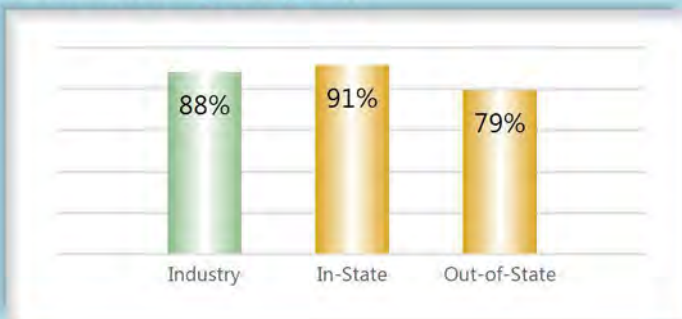
Lost Time First Report Filings Compliance



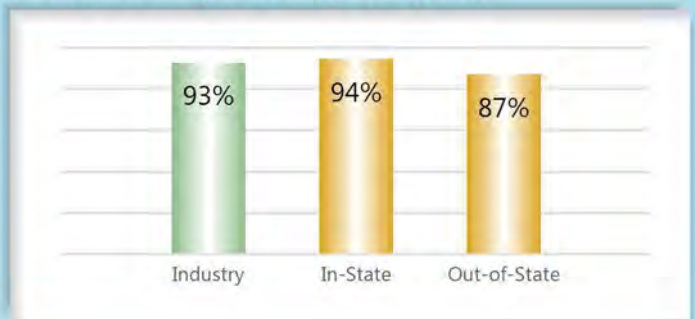
Initial Indemnity Payments Compliance



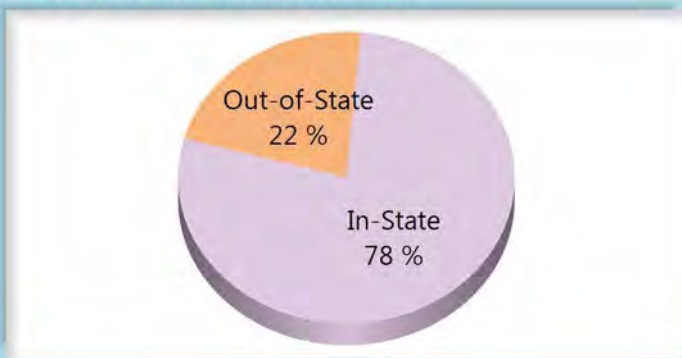
Initial MOP Filings Compliance



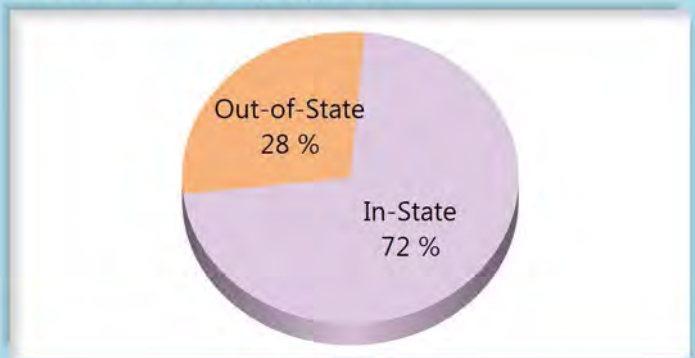
Initial Indemnity NOC Filings Compliance



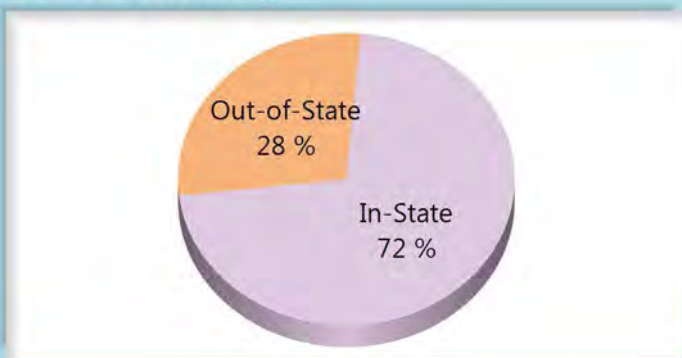
% of Lost Time First Report Filings



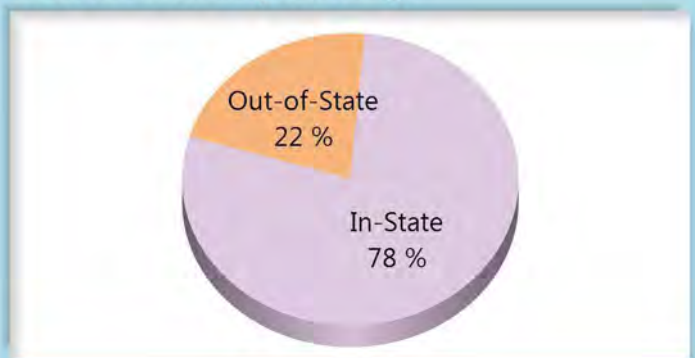
% of Initial Indemnity Payments



% of Initial MOP Filings

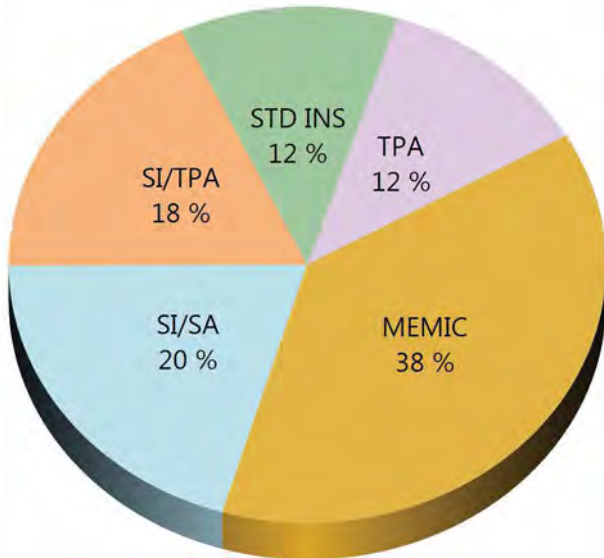


% of Initial Indemnity NOC Filings

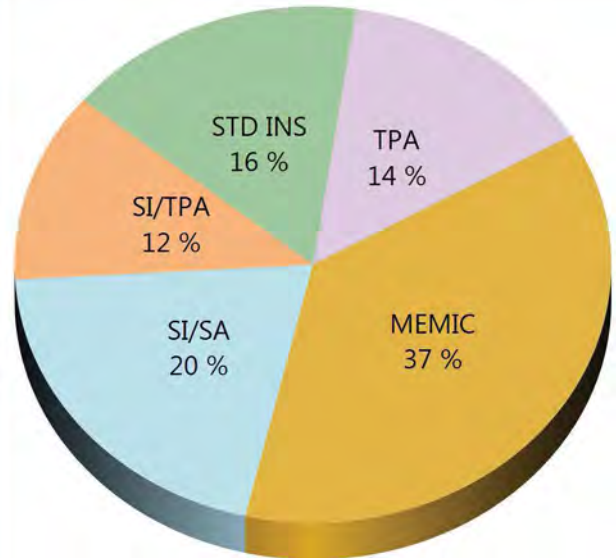


Volume by Type of Insurer

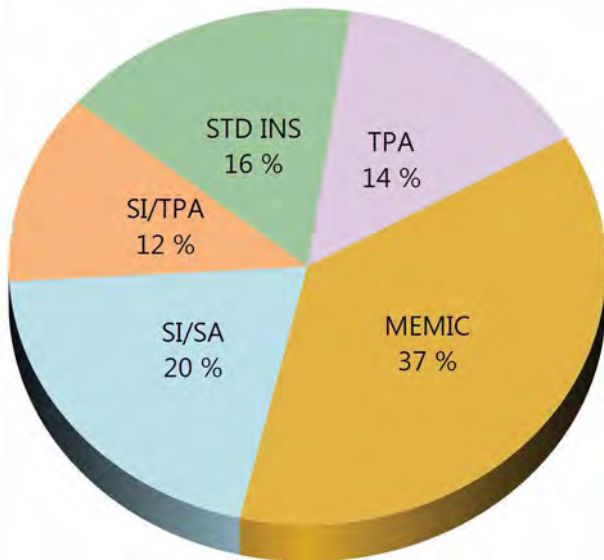
Lost Time First Report Filings



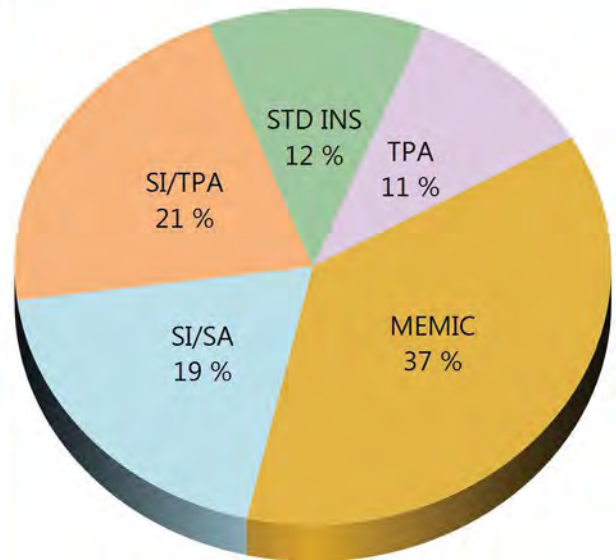
Initial Indemnity Payments



Initial Memorandum of Payment Filings



Initial Indemnity Notice of Controversy Filings

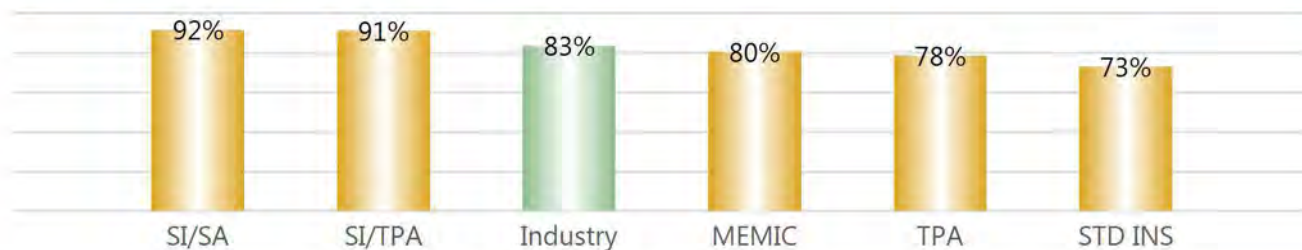


KEY:

- SI/SA** Self-Insured, Self-Administered Employer
- SI/TPA** Self-Insured, TPA-Administered Employer
- STD INS** Standard Insurer (excluding MEMIC), Self-Administered
- TPA** Standard Insurer (excluding MEMIC), TPA-Administered

Compliance by Type of Insurer

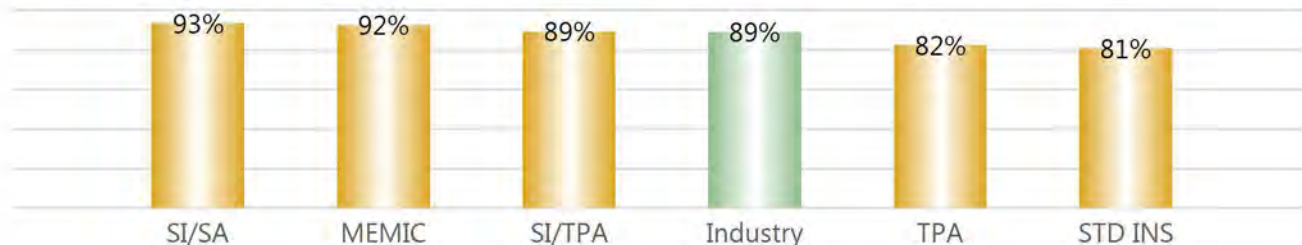
Lost Time First Report Filings: Benchmark = 85%



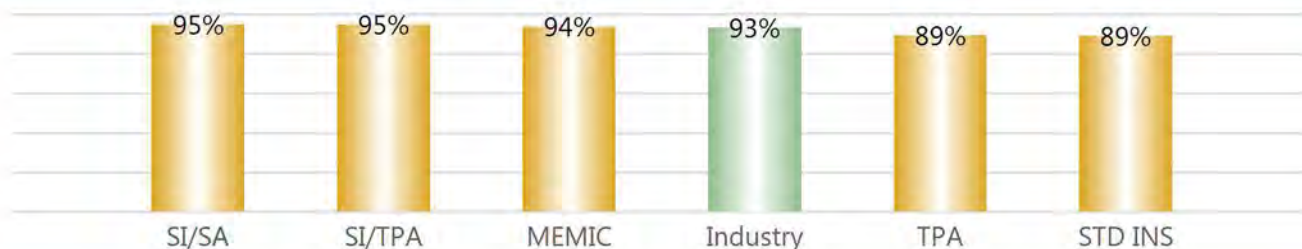
Initial Indemnity Payments: Benchmark = 87%



Initial Memorandum of Payment Filings: Benchmark = 85%



Initial Indemnity Notice of Controversy Filings: Benchmark = 90%



KEY:

- SI/SA** Self-Insured, Self-Administered Employer
- SI/TPA** Self-Insured, TPA-Administered Employer
- STD INS** Standard Insurer (excluding MEMIC), Self-Administered
- TPA** Standard Insurer (excluding MEMIC), TPA-Administered

ENTITY OVERVIEW

Insurance Group	FROI Compliance Benchmark: 85%	PAY Compliance Benchmark: 87%	MOP Compliance Benchmark: 85%	NOC Compliance Benchmark: 90%
ACADIA INSURANCE	71%	70%	75%	91%
ACCIDENT FUND INSURANCE*	100%	No filings	No filings	100%
ACUITY MUTUAL INSURANCE*	100%	0%	100%	No filings
AIG INSURANCE	83%	87%	89%	90%
ALTERNATIVE SERVICE CONCEPTS LLC*	0%	50%	0%	No filings
AMERISURE INSURANCE*	0%	No filings	No filings	0%
AMTRUST INSURANCE	57%	74%	53%	85%
ARCH INSURANCE	80%	85%	88%	90%
ATLANTIC SPECIALTY INSURANCE*	0%	0%	0%	No filings
BATH IRON WORKS	97%	96%	96%	87%
BENCHMARK INSURANCE*	0%	100%	0%	No filings
BERKSHIRE HATHAWAY INSURANCE*	33%	67%	33%	No filings
BROADSPIRE SERVICES	90%	100%	100%	100%
BROTHERHOOD MUTUAL INSURANCE COMPANY*	0%	No filings	No filings	100%
CANNON COCHRAN MANAGEMENT SERVICES	82%	90%	90%	92%
CHEROKEE INSURANCE*	0%	No filings	No filings	No filings
CHUBB INSURANCE	82%	84%	85%	88%
CIANBRO CORPORATION*	0%	0%	0%	No filings
CLAIMS MANAGEMENT (WALMART)	90%	93%	89%	89%
CNA INSURANCE	100%	90%	100%	100%
CONSTITUTION STATE SERVICES	69%	73%	91%	94%
CORVEL ENTERPRISE COMP	23%	54%	38%	56%
COTTINGHAM & BUTLER CLAIMS SERVICES	85%	78%	78%	100%
CROSS INSURANCE	95%	94%	92%	98%
EASTERN ALLIANCE INSURANCE*	86%	100%	100%	100%
ELECTRIC INSURANCE	95%	100%	100%	83%
ESIS	53%	62%	72%	95%
EVEREST REINS HOLDINGS GROUP*	0%	0%	0%	0%
FEDERATED MUTUAL INSURANCE	41%	70%	40%	75%
FIREMAN'S FUND INSURANCE*	0%	No filings	No filings	No filings
FRANKENMUTH INSURANCE*	0%	100%	100%	No filings
FUTURECOMP	94%	79%	79%	93%
GALLAGHER BASSETT SERVICES	72%	68%	71%	74%
GREAT AMERICAN INSURANCE*	13%	No filings	No filings	0%
GREAT FALLS INSURANCE	75%	89%	87%	93%
GREAT WEST INSURANCE*	0%	100%	0%	No filings
GUARD INSURANCE	45%	89%	67%	50%
HANNAFORD BROTHERS	71%	82%	75%	73%
HANNOVER INSURANCE*	50%	75%	75%	100%
HANOVER INSURANCE	63%	93%	87%	100%
HARTFORD INSURANCE	77%	89%	93%	96%

*No compliance chart in report

ENTITY OVERVIEW

HELMSMAN MANAGEMENT SERVICES	45%	80%	73%	63%
LIBERTY MUTUAL INSURANCE	79%	81%	81%	87%
MACY'S CORPORATE SERVICES*	100%	100%	100%	100%
MAINE AUTOMOBILE DEALERS ASSOCIATION	90%	85%	100%	89%
MAINE EMPLOYERS' MUTUAL INSURANCE	80%	95%	92%	94%
MAINE HEALTHCARE ASSOCIATION	88%	59%	68%	96%
MAINE MOTOR TRANSPORT ASSOCIATION	96%	97%	100%	95%
MAINE MUNICIPAL ASSOCIATION	94%	94%	96%	97%
MAINE SCHOOL MANAGEMENT ASSOCIATION	98%	99%	100%	100%
MEADOWBROOK INSURANCE	73%	100%	100%	100%
MITSUI SUMITOMO INS CO OF AMERICA*	0%	0%	100%	No filings
NATIONAL INTERSTATE INSURANCE*	100%	100%	100%	100%
NATIONWIDE INSURANCE*	50%	75%	50%	25%
NGM INSURANCE*	50%	0%	50%	50%
NORTH RIVER INSURANCE*	83%	100%	100%	No filings
OBI NATIONAL INSURANCE*	0%	No filings	No filings	0%
OLD REPUBLIC INSURANCE	87%	88%	88%	100%
PENNSYLVANIA MFG ASSN	66%	36%	27%	100%
PROTECTIVE INSURANCE*	38%	50%	50%	No filings
QBE INSURANCE	84%	93%	86%	100%
SAFETY NATIONAL CASUALTY CORP	73%	77%	73%	87%
SEDGWICK CLAIMS MANAGEMENT SERVICES	93%	96%	96%	93%
SENTRY INSURANCE	74%	100%	100%	88%
SOMPO JAPAN INSURANCE*	100%	No filings	No filings	100%
STARR INDEMNITY INSURANCE*	75%	83%	100%	100%
STATE OF MAINE WORKERS' COMPENSATION TRUST	90%	99%	98%	98%
SYNERNET	85%	93%	89%	95%
THE AMERICAN EQUITY UNDERWRITERS*	32%	No filings	No filings	100%
TRAVELERS INSURANCE	59%	74%	72%	90%
TRISTAR RISK ENTERPRISE MANAGEMENT*	20%	100%	75%	No filings
XL INSURANCE	76%	71%	73%	80%
YORK RISK SERVICES	53%	69%	69%	83%
ZURICH INSURANCE	85%	77%	73%	93%

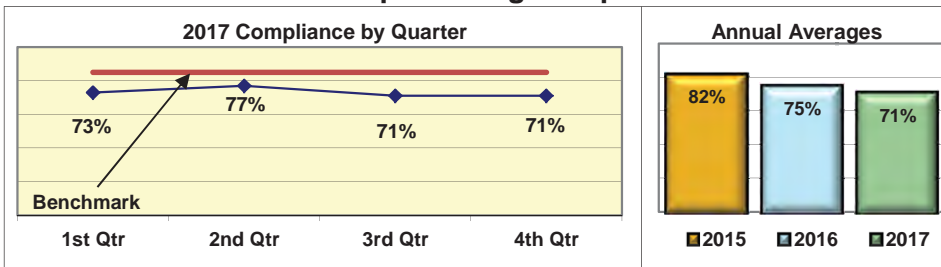
*No compliance chart in report

Annual Compliance Report

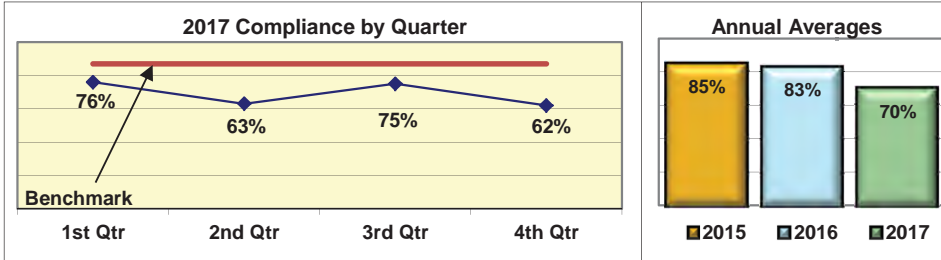
01/01/2017-12/31/2017

ACADIA INSURANCE

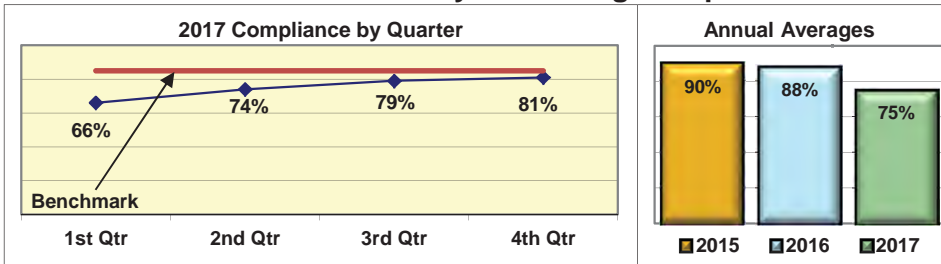
Lost Time First Report Filing Compliance



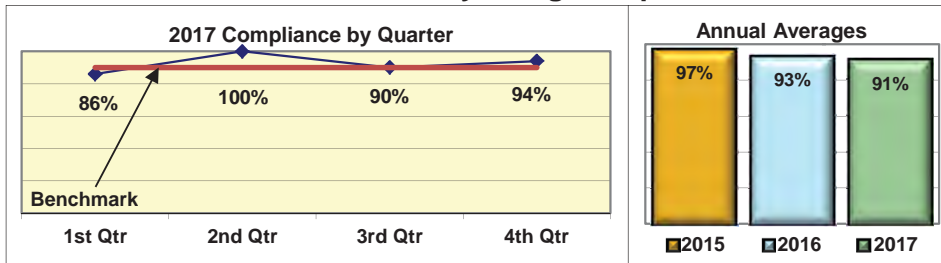
Initial Indemnity Payment Compliance



Initial Memorandum of Payment Filing Compliance



Initial Notice of Controversy Filing Compliance



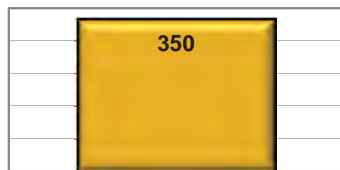
Summary

Acadia Insurance is an insurer that administered its own claims in 2017 under the following rating companies:

Acadia Insurance
Continental Western Insurance
Firemen's Ins. Co. of Wash. DC
Union Insurance

Utilization Analysis

Lost Time First Reports Received



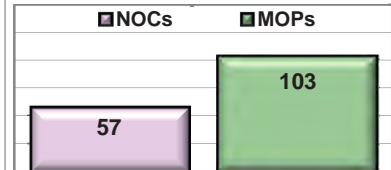
Activity on Lost Time First Reports

■ No Activity Required ■ Claims for Compensation



Activity on Claims for Compensation

■ NOCs ■ MOPs



Percent of Lost Time First Reports Denied
(Initial Indemnity NOCs / Lost Time First Reports)

16%

Percent of Claims for Compensation Denied
(Initial Indemnity NOCs / Claims for Compensation)

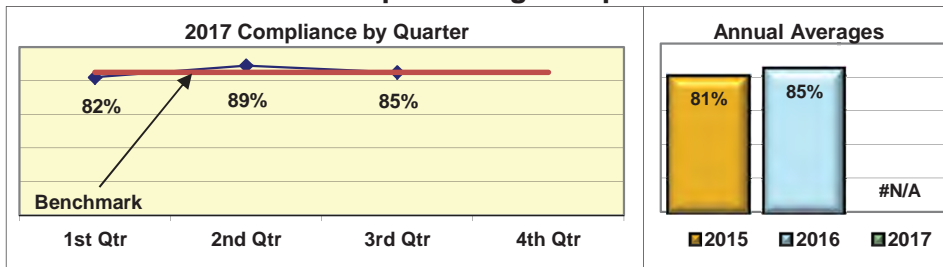
36%

Annual Compliance Report

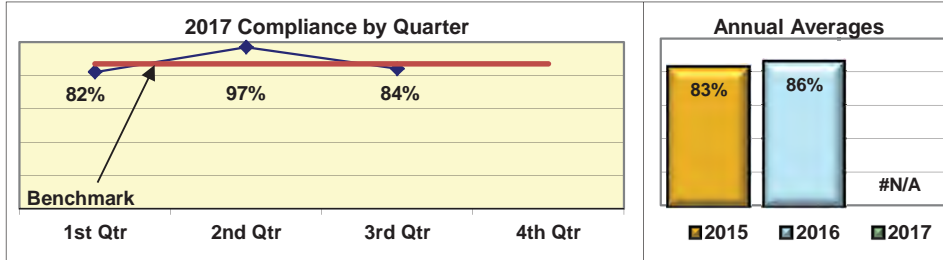
01/01/2017-12/31/2017

ACE INSURANCE

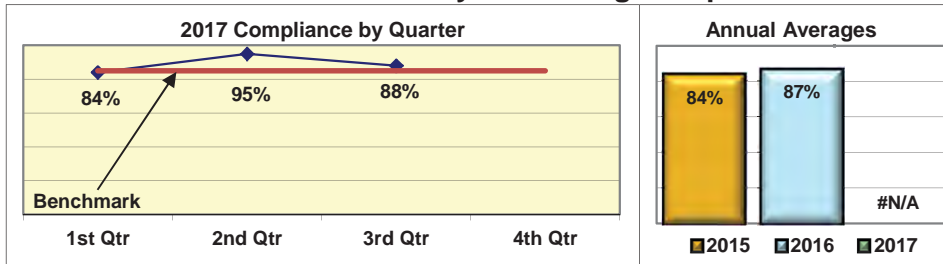
Lost Time First Report Filing Compliance



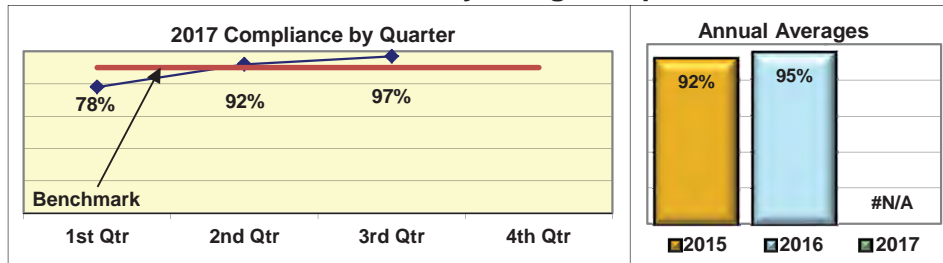
Initial Indemnity Payment Compliance



Initial Memorandum of Payment Filing Compliance



Initial Notice of Controversy Filing Compliance



Summary

ACE Insurance is an insurer that used third parties to administer claims in 2017 under the following rating companies:

ACE American Insurance
Indemnity Ins. Co. of No. America

ACE Insurance used the following third parties in 2017:

Broadspire Services
Cannon Cochran Management Svcs.
Constitution State Services
CorVel Enterprise Comp.
Cottingham & Butler Claims Svcs.
ESIS
Gallagher Bassett Services
Helmsman Management Services
Sedgwick Claims Management Svcs.
York Risk Services

NOTE: ACE is combined with Chubb for 4th Quarter and Annual percentages

Utilization Analysis

Lost Time First Reports Received

#N/A

Activity on Lost Time First Reports

■ No Activity Required ■ Claims for Compensation

#N/A	#N/A

Activity on Claims for Compensation

■ NOCs ■ MOPs

#N/A	#N/A

Percent of Lost Time First Reports Denied

(Initial Indemnity NOCs / Lost Time First Reports)

#N/A

Percent of Claims for Compensation Denied

(Initial Indemnity NOCs / Claims for Compensation)

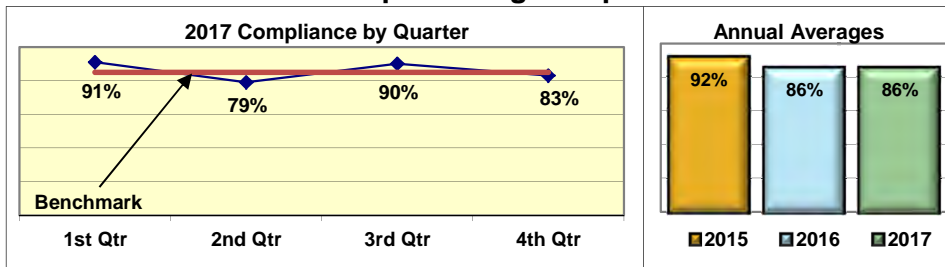
#N/A

Annual Compliance Report

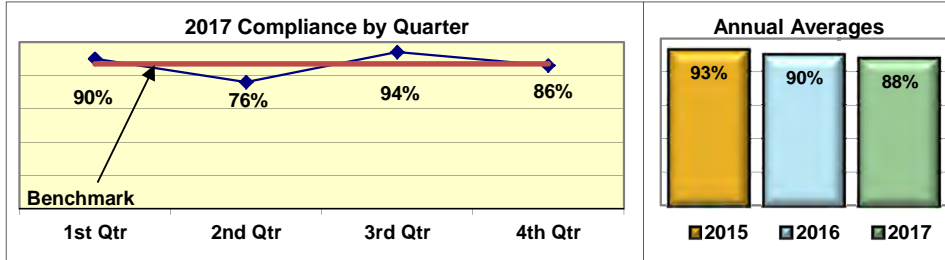
01/01/2017-12/31/2017

AIG INSURANCE

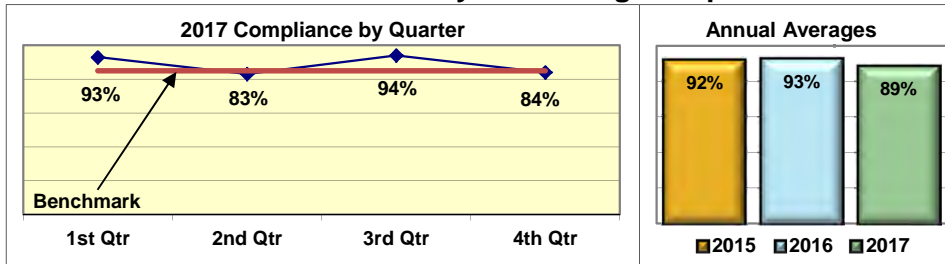
Lost Time First Report Filing Compliance



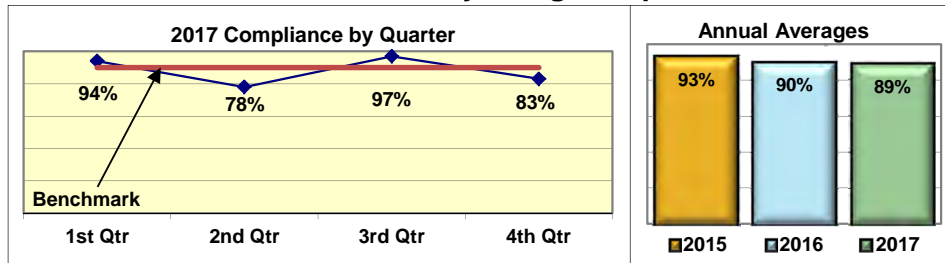
Initial Indemnity Payment Compliance



Initial Memorandum of Payment Filing Compliance



Initial Notice of Controversy Filing Compliance



Summary

AIG Insurance is an insurer that administered its own claims and used third parties to administer claims in 2017 under the following rating companies:

Commerce & Industry Insurance
Granite State Insurance
Illinois National Insurance
Ins. Co. of the State of Pennsylvania
National Union Fire Ins. Co. of Pitts.
New Hampshire Insurance

and self-insured employers:

Pratt & Whitney

AIG Insurance used the following third parties in 2017:

ESIS
Gallagher Bassett Services
Sedgwick Claims Management Svcs.


Utilization Analysis

Lost Time First Reports Received




Activity on Lost Time First Reports

■ No Activity Required ■ Claims for Compensation



Activity on Claims for Compensation

■ NOCs ■ MOPs



Percent of Lost Time First Reports Denied
(Initial Indemnity NOCs / Lost Time First Reports)

19%

Percent of Claims for Compensation Denied
(Initial Indemnity NOCs / Claims for Compensation)

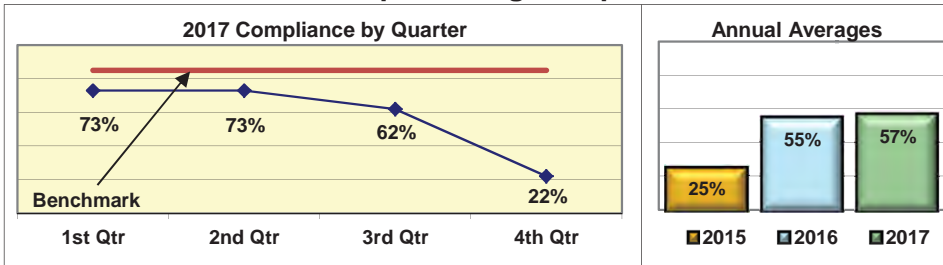
31%

Annual Compliance Report

01/01/2017-12/31/2017

AMTRUST INSURANCE

Lost Time First Report Filing Compliance

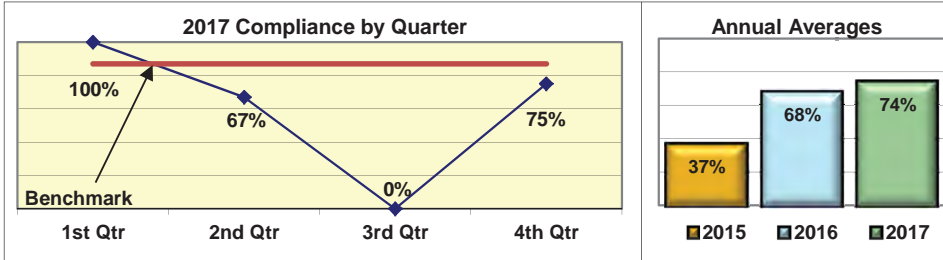


Summary

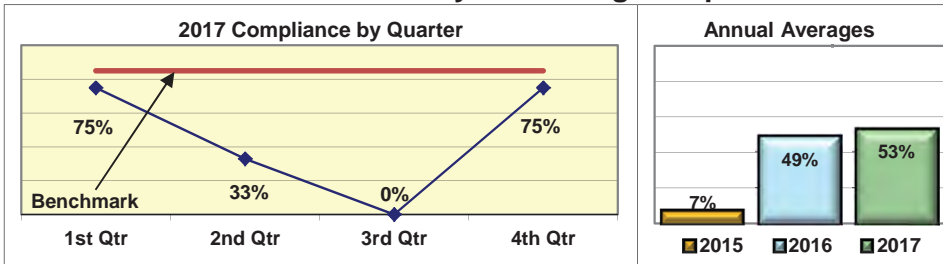
Amtrust North America is an insurer that administered its own claims in 2017 under the following rating companies:

Technology Insurance
Wesco Insurance

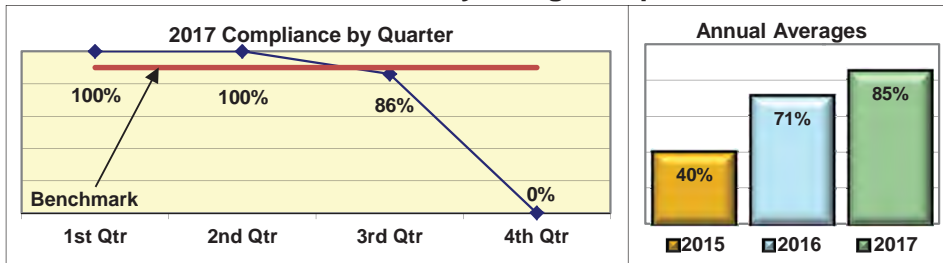
Initial Indemnity Payment Compliance



Initial Memorandum of Payment Filing Compliance



Initial Notice of Controversy Filing Compliance



Utilization Analysis

Lost Time First Reports Received



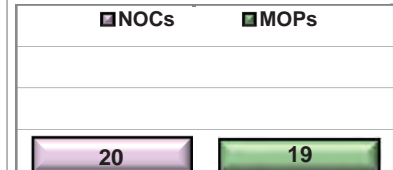
Activity on Lost Time First Reports

■ No Activity Required ■ Claims for Compensation



Activity on Claims for Compensation

■ NOCs ■ MOPs



Percent of Lost Time First Reports Denied (Initial Indemnity NOCs / Lost Time First Reports)

37%

Percent of Claims for Compensation Denied (Initial Indemnity NOCs / Claims for Compensation)

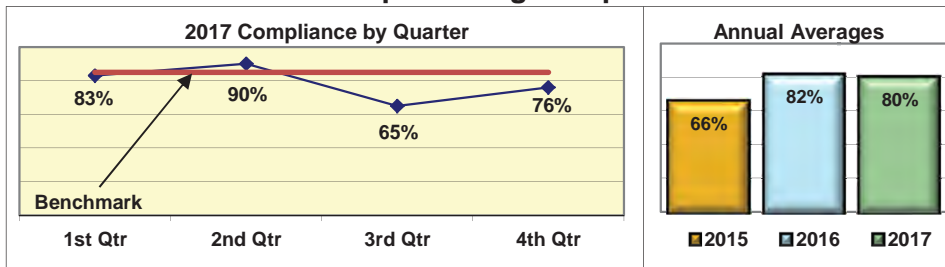
51%

Annual Compliance Report

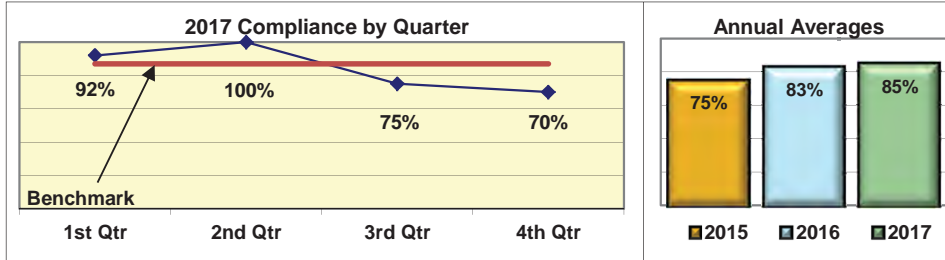
01/01/2017-12/31/2017

ARCH INSURANCE

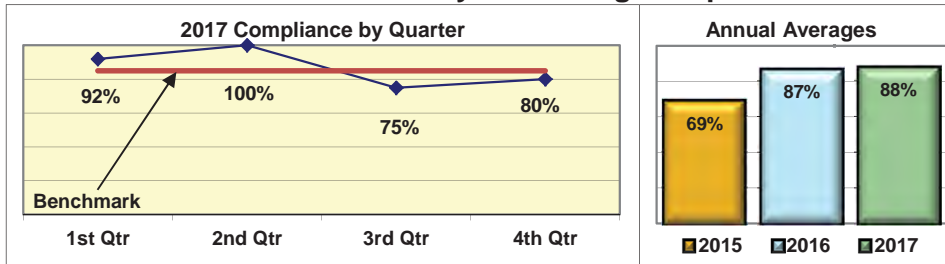
Lost Time First Report Filing Compliance



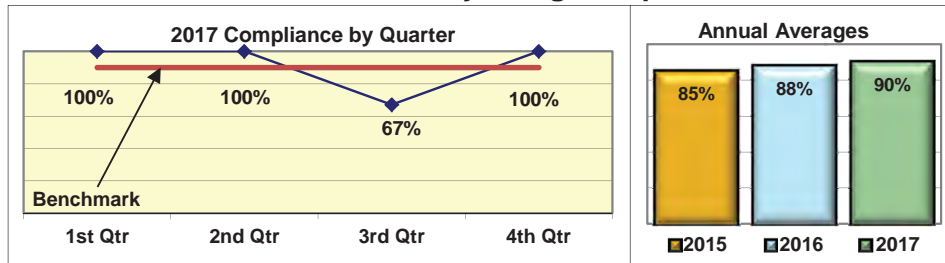
Initial Indemnity Payment Compliance



Initial Memorandum of Payment Filing Compliance



Initial Notice of Controversy Filing Compliance



Summary

Arch Insurance is an insurer that used third parties to administer claims in 2017 under the following rating company:

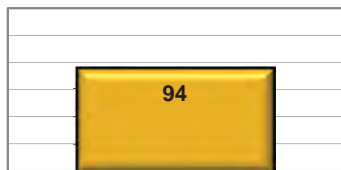
Arch Insurance

Arch Insurance used the following third parties in 2017:

Broadspire Services
 Cottingham & Butler Claims Services
 Gallagher Bassett Services
 Helmsman Management Services
 Sedgwick Claims Management Svcs.
 York Risk Services

Utilization Analysis

Lost Time First Reports Received



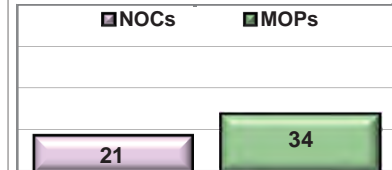
Activity on Lost Time First Reports

■ No Activity Required ■ Claims for Compensation



Activity on Claims for Compensation

■ NOCs ■ MOPs



Percent of Lost Time First Reports Denied

(Initial Indemnity NOCs / Lost Time First Reports)

22%

Percent of Claims for Compensation Denied

(Initial Indemnity NOCs / Claims for Compensation)

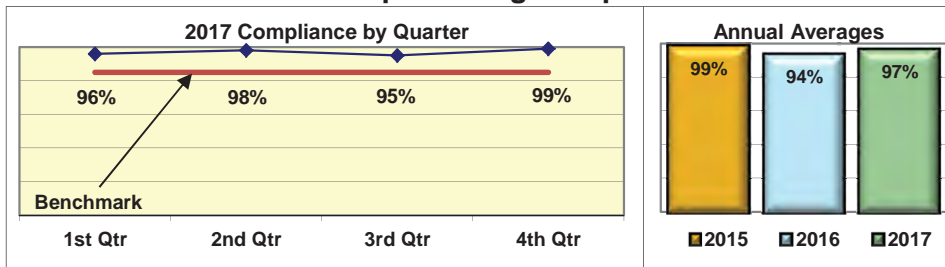
38%

Annual Compliance Report

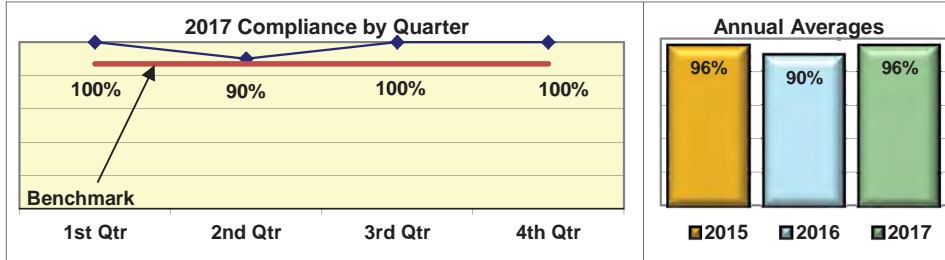
01/01/2017-12/31/2017

BATH IRON WORKS

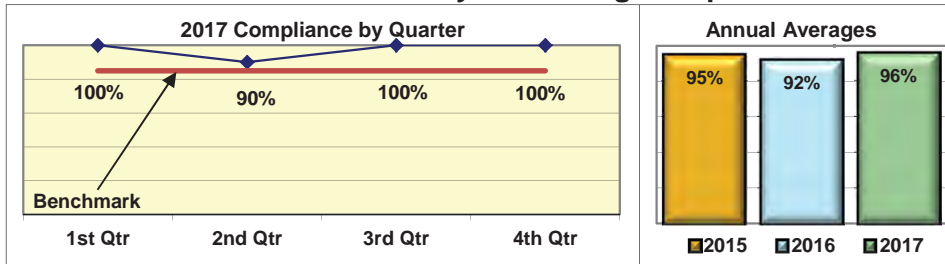
Lost Time First Report Filing Compliance



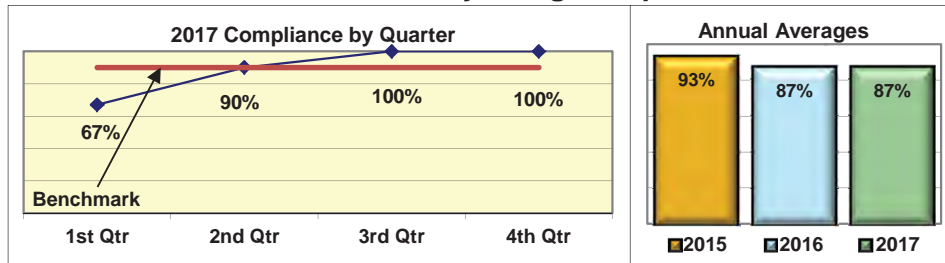
Initial Indemnity Payment Compliance



Initial Memorandum of Payment Filing Compliance



Initial Notice of Controversy Filing Compliance



Summary

Bath Iron Works is a self-insured employer that administered its own claims in 2017 under the following name:

Bath Iron Works

Utilization Analysis

Lost Time First Reports Received



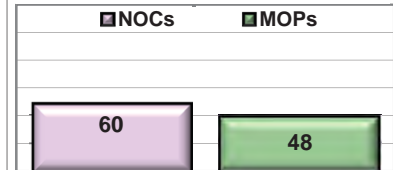
Activity on Lost Time First Reports

■ No Activity Required ■ Claims for Compensation



Activity on Claims for Compensation

■ NOCs ■ MOPs



Percent of Lost Time First Reports Denied
(Initial Indemnity NOCs / Lost Time First Reports)

18%

Percent of Claims for Compensation Denied
(Initial Indemnity NOCs / Claims for Compensation)

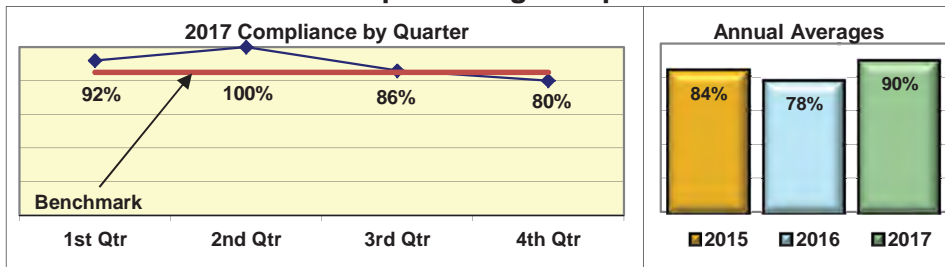
56%

Annual Compliance Report

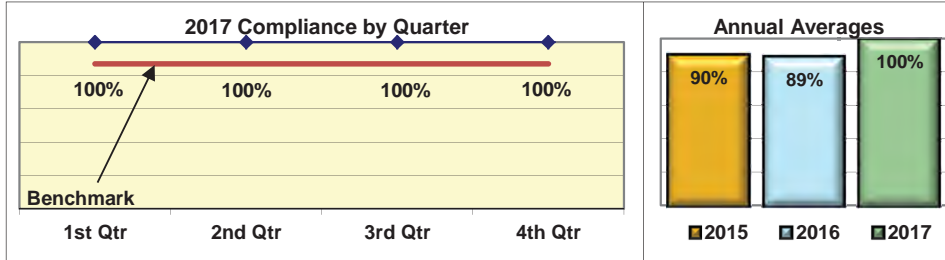
01/01/2017-12/31/2017

BROADSPIRE SERVICES

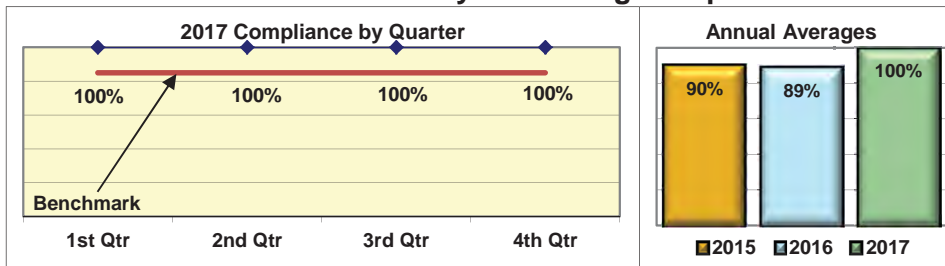
Lost Time First Report Filing Compliance



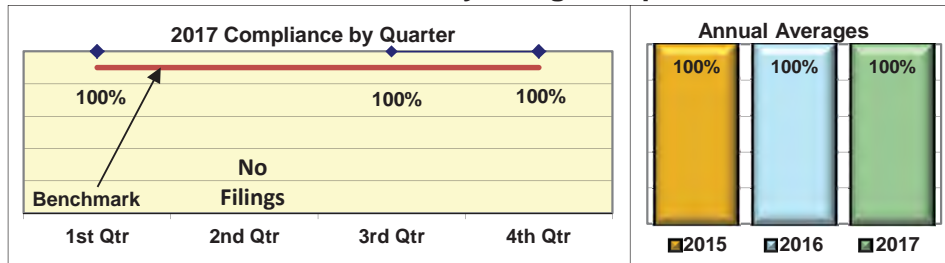
Initial Indemnity Payment Compliance



Initial Memorandum of Payment Filing Compliance



Initial Notice of Controversy Filing Compliance




Summary

Broadspire Services is a third party administrator that administered claims in 2017 for the following rating companies:

ACE American Insurance
American Zurich Insurance
Arch Insurance
Indemnity Ins. Co. of No. America
North River Insurance
Safety National Casualty
Sompo American Insurance
Trumbull Insurance Company
XL Insurance
Zenith Insurance


Utilization Analysis

Lost Time First Reports Received




Activity on Lost Time First Reports

■ No Activity Required ■ Claims for Compensation



Activity on Claims for Compensation

■ NOCs ■ MOPs



Percent of Lost Time First Reports Denied (Initial Indemnity NOCs / Lost Time First Reports)

13%

Percent of Claims for Compensation Denied (Initial Indemnity NOCs / Claims for Compensation)

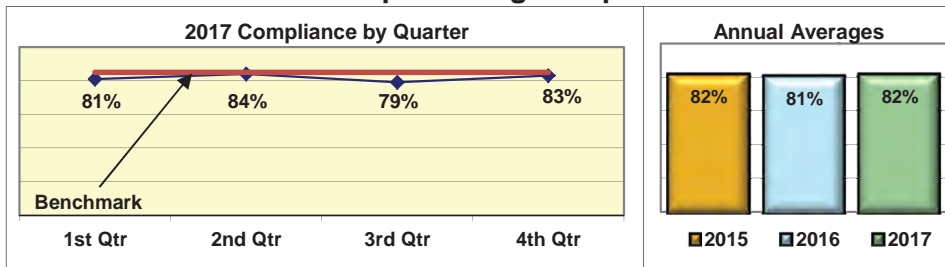
28%

Annual Compliance Report

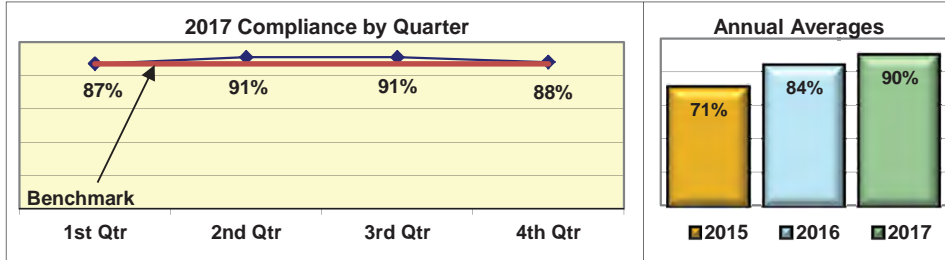
01/01/2017-12/31/2017

CANNON COCHRAN MANAGEMENT SERVICES

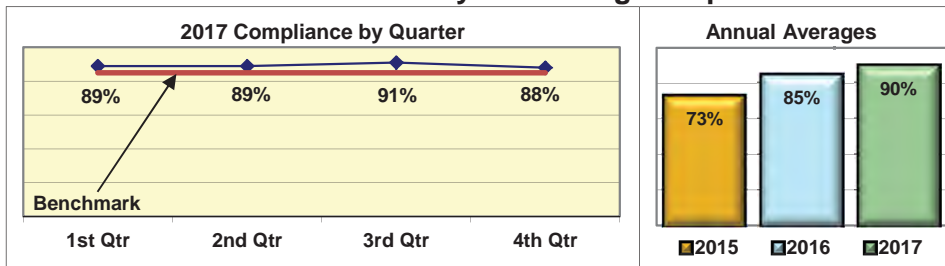
Lost Time First Report Filing Compliance



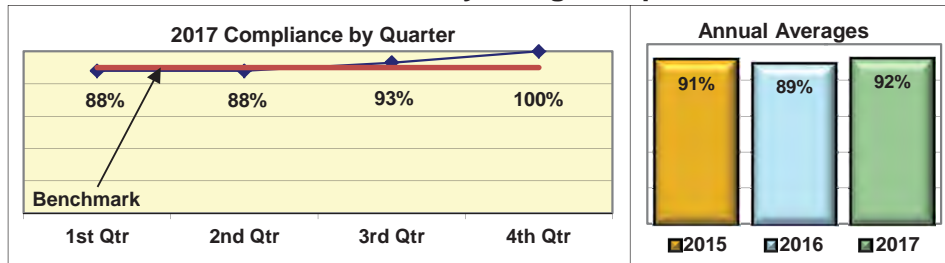
Initial Indemnity Payment Compliance



Initial Memorandum of Payment Filing Compliance



Initial Notice of Controversy Filing Compliance



Summary

Cannon Cochran Management Services is a third party administrator that administered claims in 2017 for the following rating companies:

ACE American Insurance
American Zurich
Great Falls Insurance
Indemnity Ins. Co. of North America
Old Republic Insurance
Safety National Casualty
Trumbull Insurance

and self-insured employers:

City of Lewiston
Greater Portland V
Lepage Bakeries
Lewiston School Department
Louisiana Pacific Corporation
Maine McDonalds Operators
Maine Turnpike Authority
S D Warren
University of Maine System

Utilization Analysis

Lost Time First Reports Received



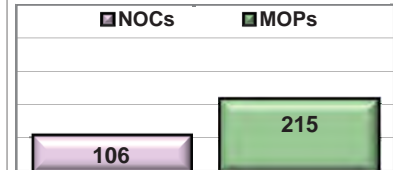
Activity on Lost Time First Reports

■ No Activity Required ■ Claims for Compensation



Activity on Claims for Compensation

■ NOCs ■ MOPs



Percent of Lost Time First Reports Denied
(Initial Indemnity NOCs / Lost Time First Reports)

17%

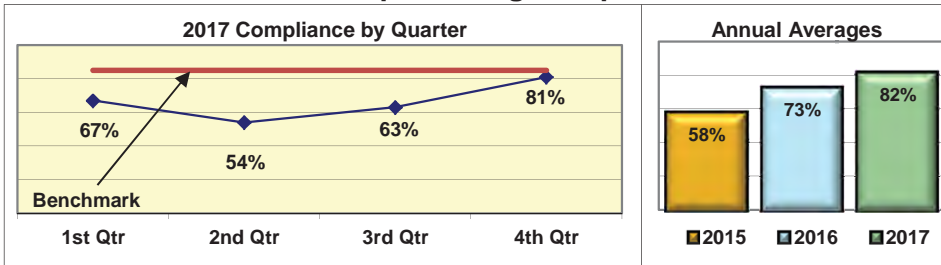
Percent of Claims for Compensation Denied
(Initial Indemnity NOCs / Claims for Compensation)

33%

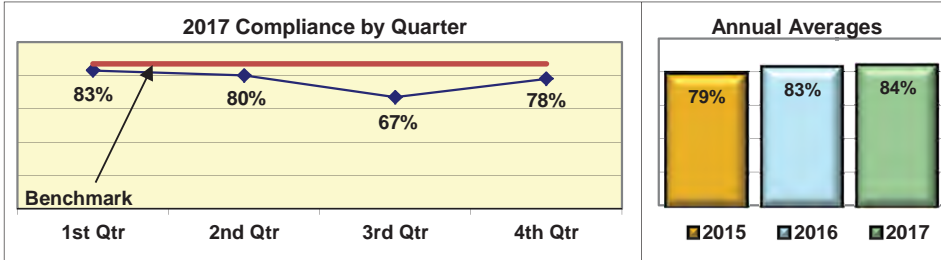
Annual Compliance Report 01/01/2017-12/31/2017

CHUBB INSURANCE

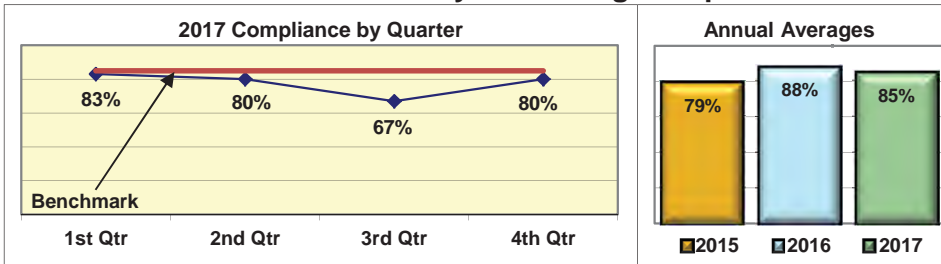
Lost Time First Report Filing Compliance



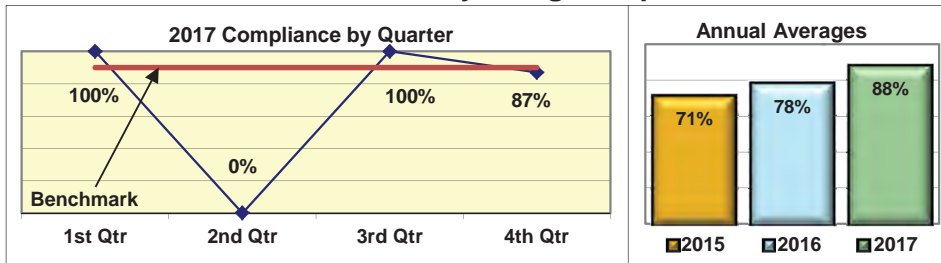
Initial Indemnity Payment Compliance



Initial Memorandum of Payment Filing Compliance



Initial Notice of Controversy Filing Compliance



Summary

Chubb Insurance is an insurer that used third parties to administer claims in 2017 under the following rating companies:

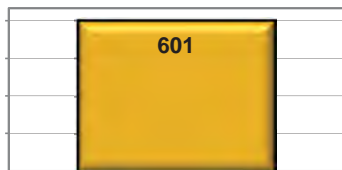
ACE American Insurance
Chubb Indemnity Insurance
Federal Insurance
Indemnity Ins. Co. of North America
Pacific Indemnity

Chubb Insurance used the following third parties in 2017:

Alternative Service Concepts LLC
Broadspire Services
Cannon Cochran Management Svcs.
Constitution State Services
CorVel Enterprise Comp.
Cottingham & Butler Claims Svcs.
ESIS
Gallagher Bassett Services
Helmsmand Management Services
Sedgwick Claims Management Svcs.
York Risk Services

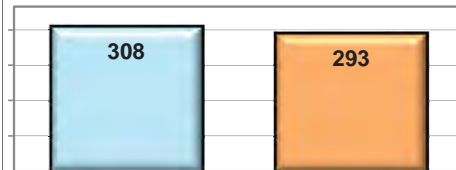
Utilization Analysis

Lost Time First Reports Received



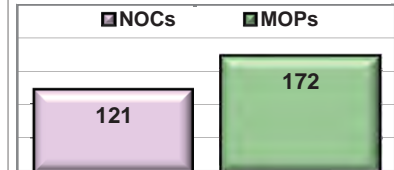
Activity on Lost Time First Reports

■ No Activity Required ■ Claims for Compensation



Activity on Claims for Compensation

■ NOCs ■ MOPs



Percent of Lost Time First Reports Denied
(Initial Indemnity NOCs / Lost Time First Reports)

20%

Percent of Claims for Compensation Denied
(Initial Indemnity NOCs / Claims for Compensation)

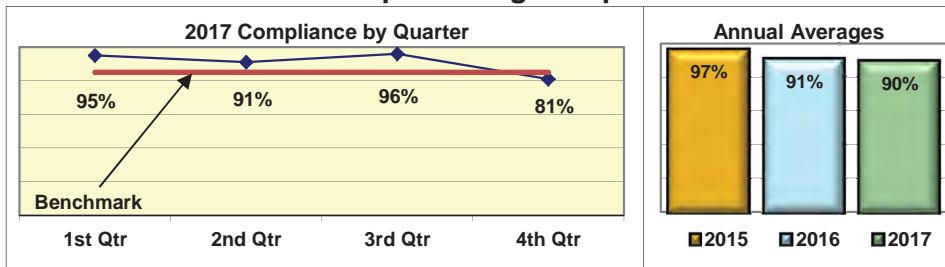
41%

Annual Compliance Report

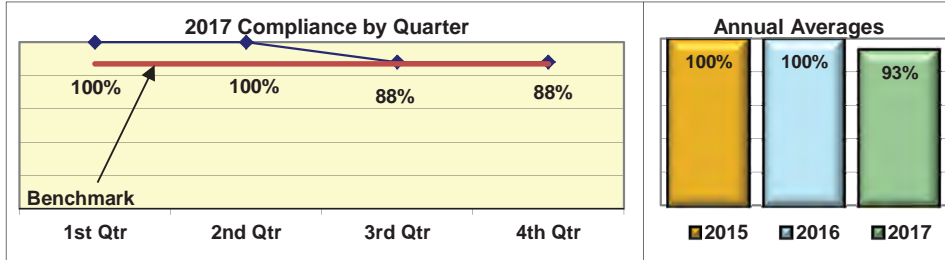
01/01/2017-12/31/2017

CLAIMS MANAGEMENT (WALMART)

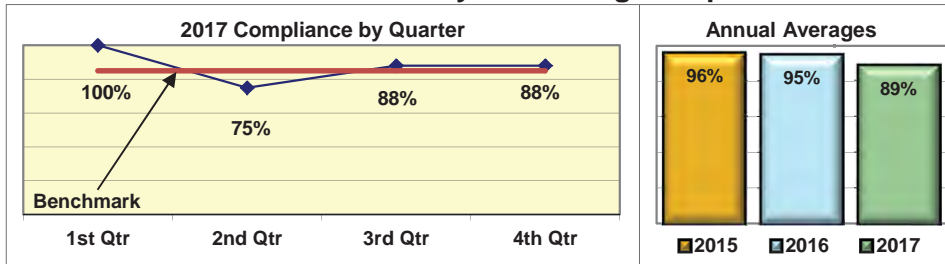
Lost Time First Report Filing Compliance



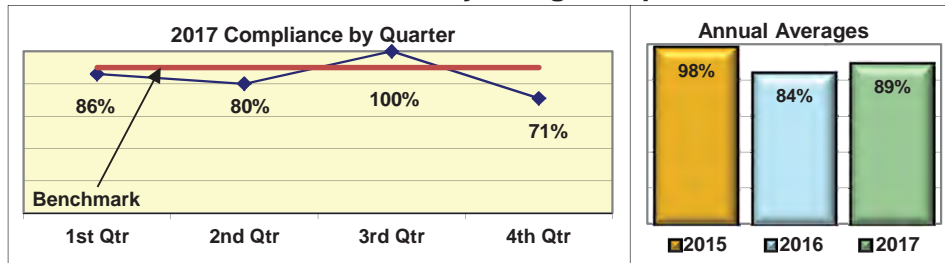
Initial Indemnity Payment Compliance



Initial Memorandum of Payment Filing Compliance



Initial Notice of Controversy Filing Compliance



Summary

Claims Management (Walmart) is a self-insured employer that administered its own claims in 2017 under the following name:

Claims Management (WALMART)

Utilization Analysis

Lost Time First Reports Received



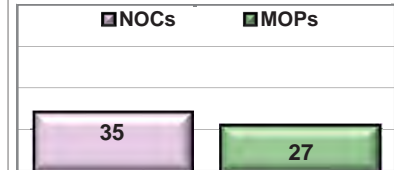
Activity on Lost Time First Reports

■ No Activity Required ■ Claims for Compensation



Activity on Claims for Compensation

■ NOCs ■ MOPs



Percent of Lost Time First Reports Denied
(Initial Indemnity NOCs / Lost Time First Reports)

19%

Percent of Claims for Compensation Denied
(Initial Indemnity NOCs / Claims for Compensation)

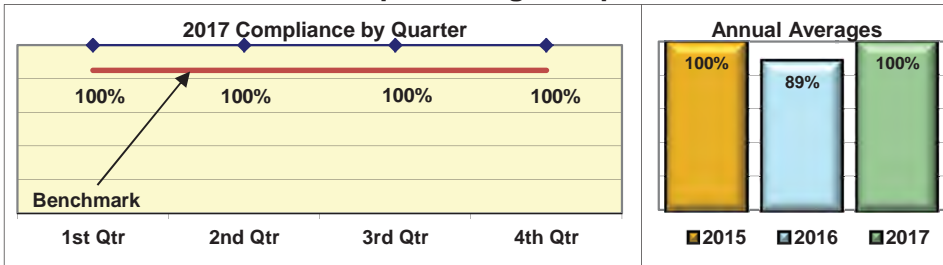
56%

Annual Compliance Report

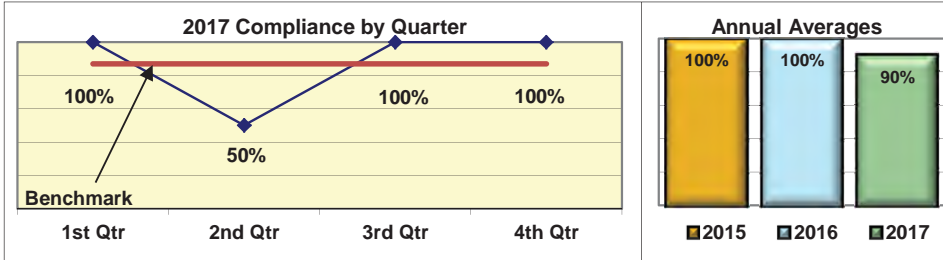
01/01/2017-12/31/2017

CNA INSURANCE

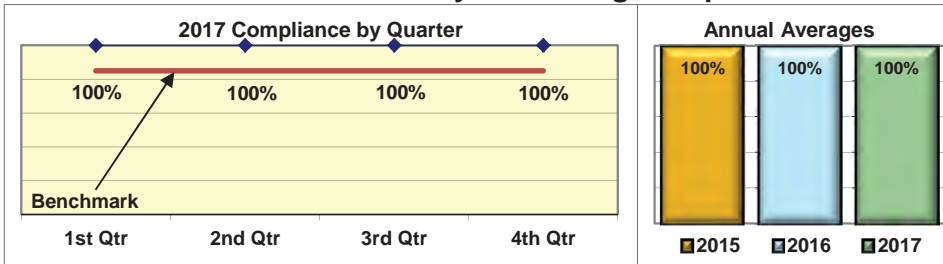
Lost Time First Report Filing Compliance



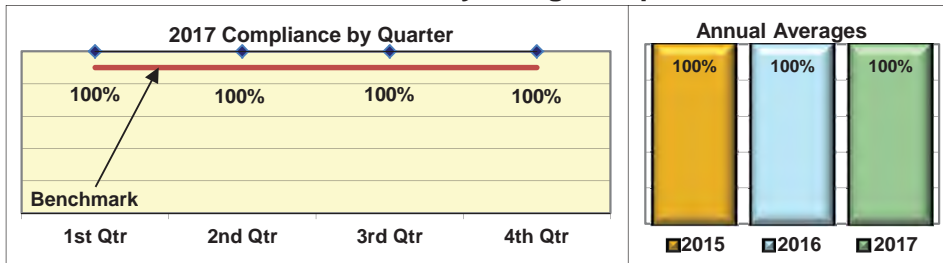
Initial Indemnity Payment Compliance



Initial Memorandum of Payment Filing Compliance



Initial Notice of Controversy Filing Compliance



Summary

CNA Insurance is an insurer that administered its own claims and used a third party in 2017 under the following rating companies:


American Casualty Co. of Reading
CNA Claims Plus
Continental Casualty
Transportation Insurance Company
Valley Forge Insurance

CNA used the following third party in 2017:

Gallagher Bassett Services

Utilization Analysis

Lost Time First Reports Received




Activity on Lost Time First Reports

■ No Activity Required ■ Claims for Compensation



Activity on Claims for Compensation

■ NOCs ■ MOPs



Percent of Lost Time First Reports Denied
(Initial Indemnity NOCs / Lost Time First Reports)

21%

Percent of Claims for Compensation Denied
(Initial Indemnity NOCs / Claims for Compensation)

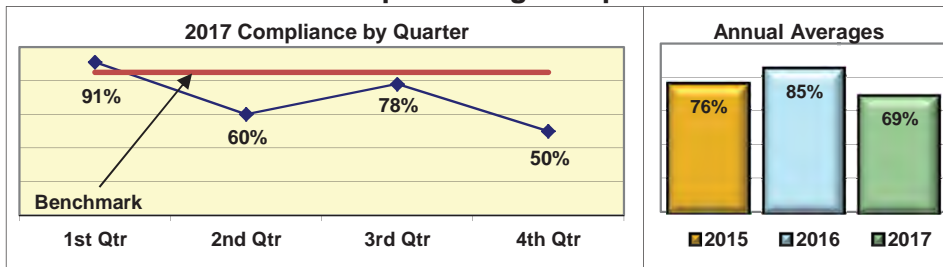
33%

Annual Compliance Report

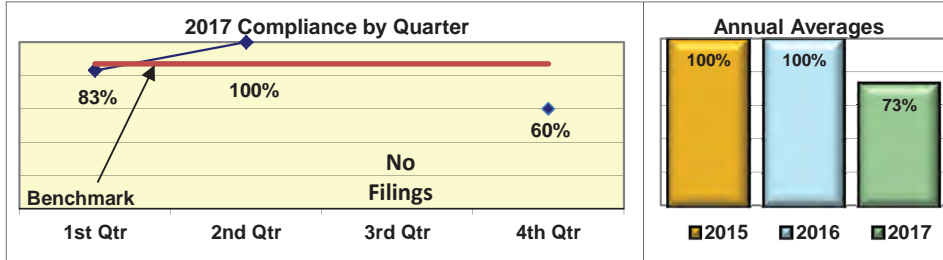
01/01/2017-12/31/2017

CONSTITUTION STATE SERVICES

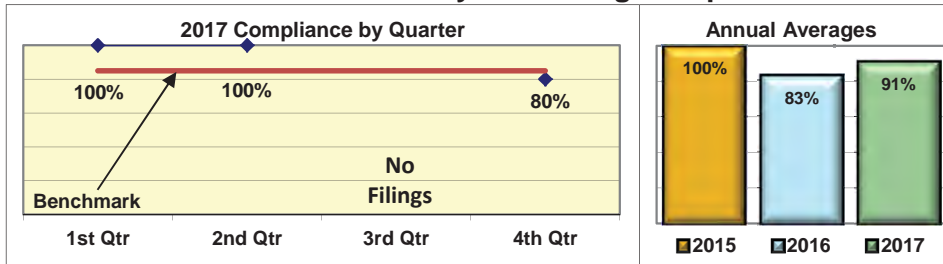
Lost Time First Report Filing Compliance



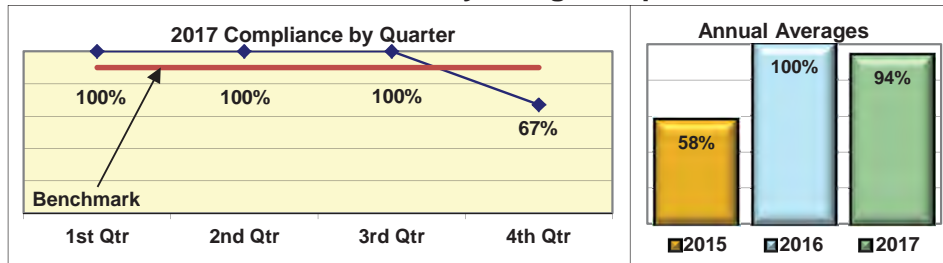
Initial Indemnity Payment Compliance



Initial Memorandum of Payment Filing Compliance



Initial Notice of Controversy Filing Compliance




Summary

Constitution State Services is a third party administrator that administered claims in 2017 for the following rating companies:

ACE American Insurance
Indemnity Ins. Co. of No. America
Old Republic Insurance

Utilization Analysis

Lost Time First Reports Received



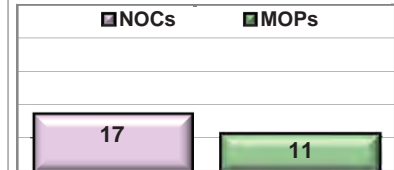
Activity on Lost Time First Reports

■ No Activity Required ■ Claims for Compensation



Activity on Claims for Compensation

■ NOCs ■ MOPs



Percent of Lost Time First Reports Denied (Initial Indemnity NOCs / Lost Time First Reports)

47%

Percent of Claims for Compensation Denied (Initial Indemnity NOCs / Claims for Compensation)

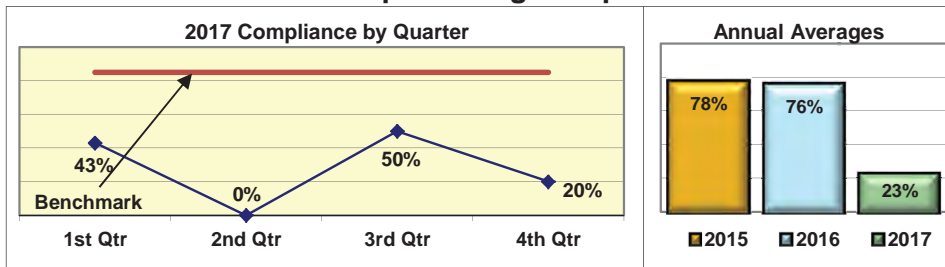
61%

Annual Compliance Report

01/01/2017-12/31/2017

CORVEL ENTERPRISE COMP.

Lost Time First Report Filing Compliance

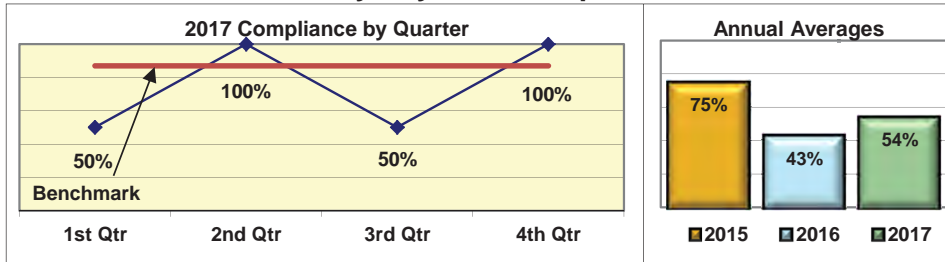


Summary

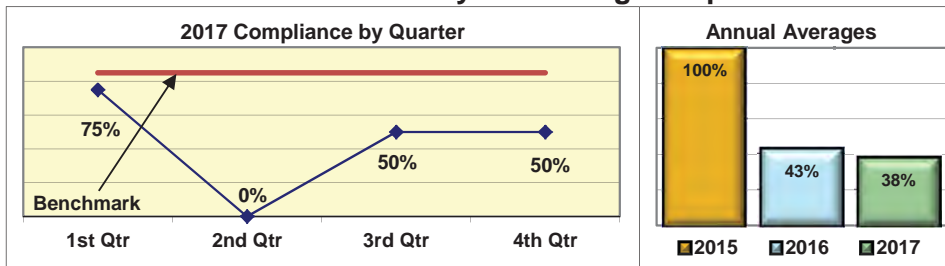
CorVel Enterprise Comp. is a third party administrator that administered claims in 2017 for the following rating companies:

Indemnity Ins. Co. of North America
Old Republic Insurance
Prop. & Cas. Ins. Co. of Hartford
Safety National Casualty Corp.
Trumbull Insurance
XL Insurance
XL Specialty Insurance

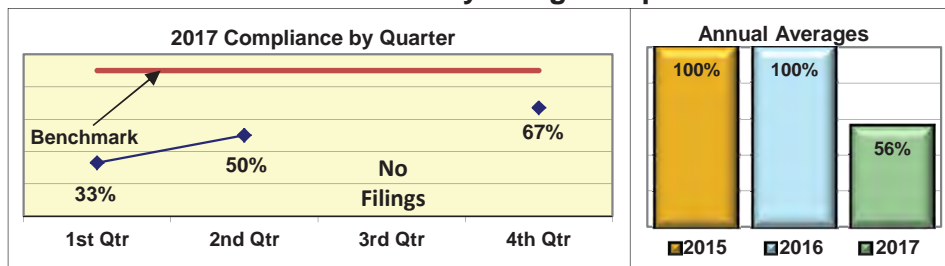
Initial Indemnity Payment Compliance



Initial Memorandum of Payment Filing Compliance




Initial Notice of Controversy Filing Compliance



Utilization Analysis

Lost Time First Reports Received




Activity on Lost Time First Reports

■ No Activity Required ■ Claims for Compensation



Activity on Claims for Compensation

■ NOCs ■ MOPs



Percent of Lost Time First Reports Denied
(Initial Indemnity NOCs / Lost Time First Reports)

21%

Percent of Claims for Compensation Denied
(Initial Indemnity NOCs / Claims for Compensation)

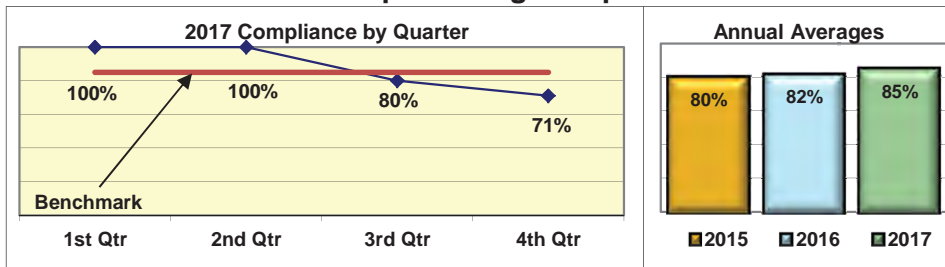
41%

Annual Compliance Report

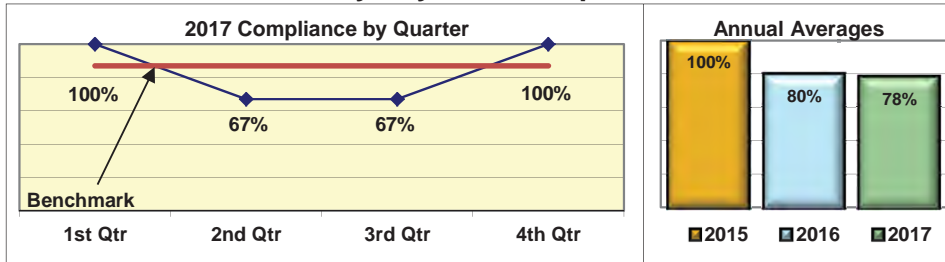
01/01/2017-12/31/2017

COTTINGHAM & BUTLER CLAIMS SERVICES

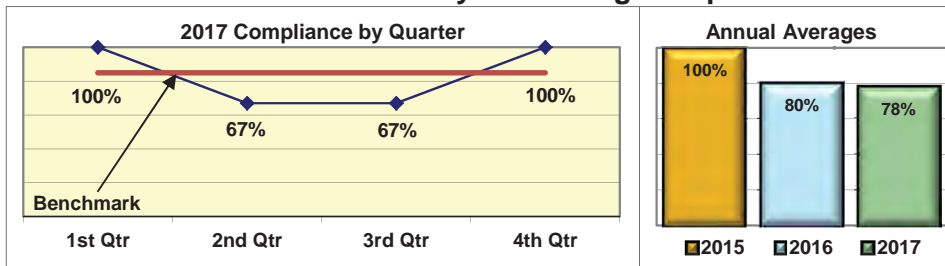
Lost Time First Report Filing Compliance



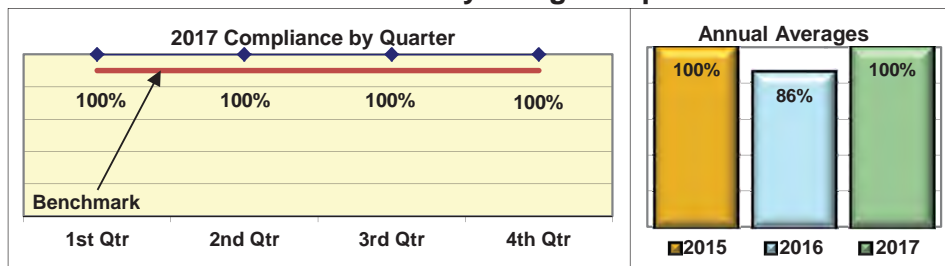
Initial Indemnity Payment Compliance



Initial Memorandum of Payment Filing Compliance



Initial Notice of Controversy Filing Compliance




Summary

Cottingham & Butler Claims Services is a third party administrator that administered claims in 2017 for the following rating companies:

ACE American Insurance
Arch Insurance
Indemnity Ins. Co of North America
Standard Fire Insurance
XL Insurance

Utilization Analysis

Lost Time First Reports Received




Activity on Lost Time First Reports

■ No Activity Required ■ Claims for Compensation



Activity on Claims for Compensation

■ NOCs ■ MOPs



Percent of Lost Time First Reports Denied
(Initial Indemnity NOCs / Lost Time First Reports)

40%

Percent of Claims for Compensation Denied
(Initial Indemnity NOCs / Claims for Compensation)

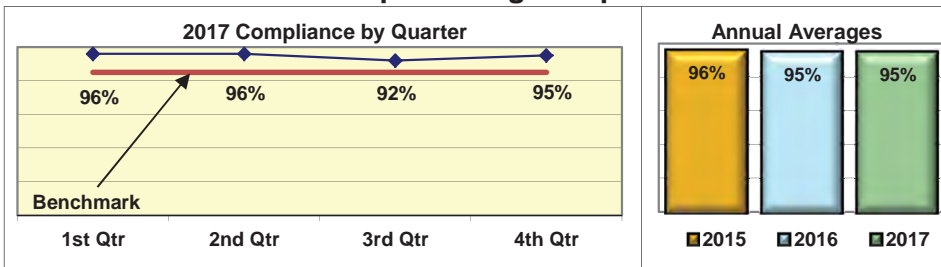
47%

Annual Compliance Report

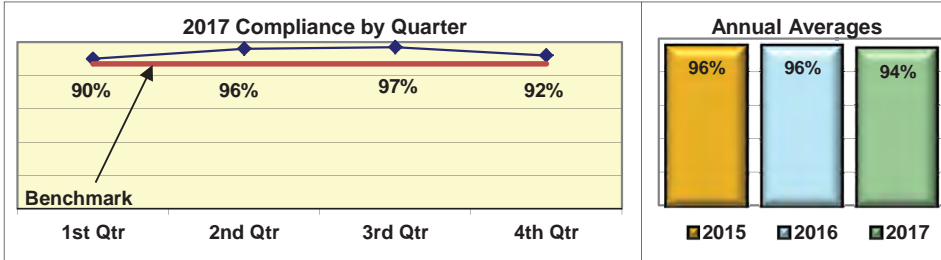
01/01/2017-12/31/2017

CROSS INSURANCE

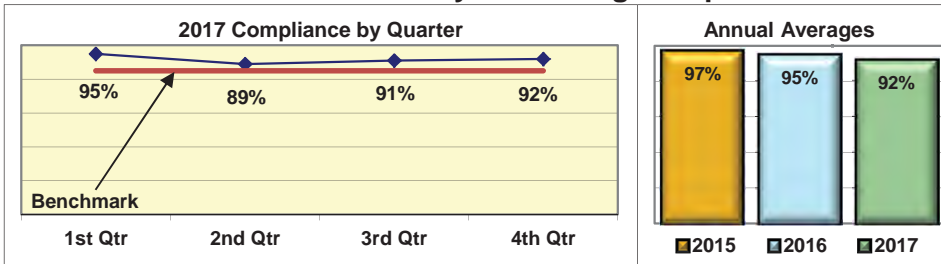
Lost Time First Report Filing Compliance



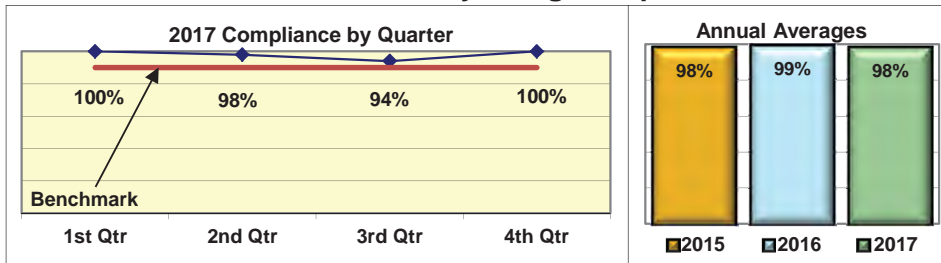
Initial Indemnity Payment Compliance



Initial Memorandum of Payment Filing Compliance



Initial Notice of Controversy Filing Compliance



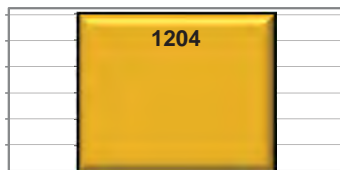
Summary

Cross Insurance is a third party administrator that administered claims in 2017 for the following self-insured employers:

Auburn, City of
Central Maine Power Co.
Construction Services Group Trust
Distributors Suppliers Group Trust
Eastern Maine Group
Forest Products Group Trust
Hussey Seating Co.
Maine Oil Dealers Association
MaineGeneral Health
ME Chamber of Comm. & Industry
Mfg. of Maine Group Trust
Parker Hannifin Corporation
Social Services & Education

Utilization Analysis

Lost Time First Reports Received



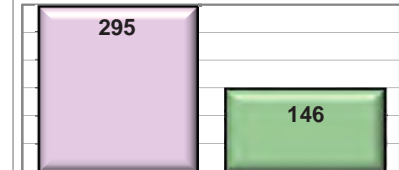
Activity on Lost Time First Reports

■ No Activity Required ■ Claims for Compensation



Activity on Claims for Compensation

■ NOCs ■ MOPs



Percent of Lost Time First Reports Denied
(Initial Indemnity NOCs / Lost Time First Reports)

25%

Percent of Claims for Compensation Denied
(Initial Indemnity NOCs / Claims for Compensation)

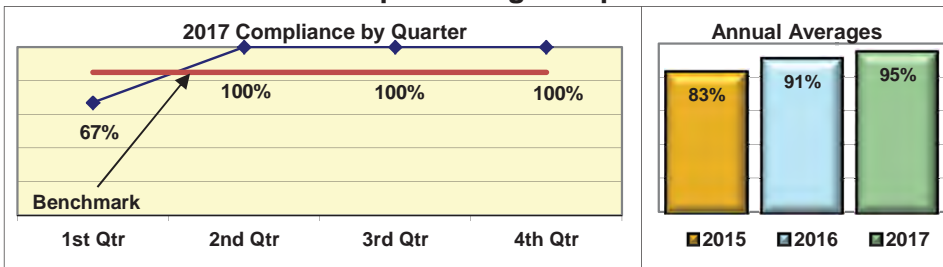
67%

Annual Compliance Report

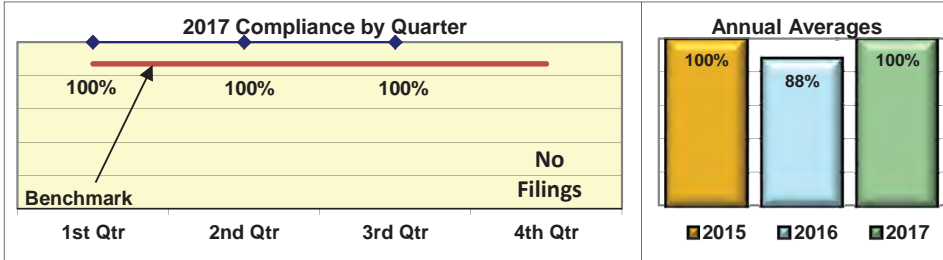
01/01/2017-12/31/2017

ELECTRIC INSURANCE

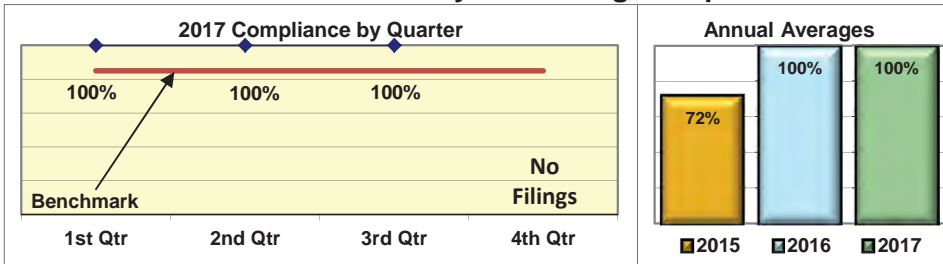
Lost Time First Report Filing Compliance



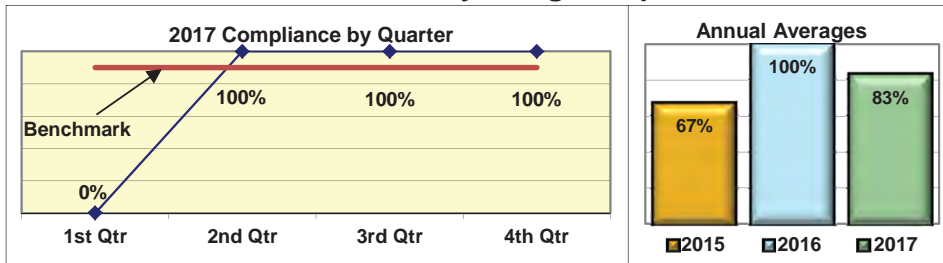
Initial Indemnity Payment Compliance



Initial Memorandum of Payment Filing Compliance



Initial Notice of Controversy Filing Compliance



Summary

Electric Insurance is an insurer that used a third party to administer claims in 2017 under the following rating company:

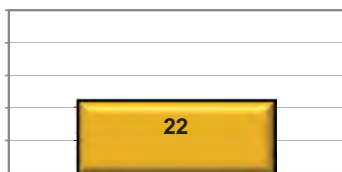
Electric Insurance

Electric Insurance used the following third party in 2017:

Sedgwick Claims Management Svcs.

Utilization Analysis

Lost Time First Reports Received



Percent of Lost Time First Reports Denied (Initial Indemnity NOCs / Lost Time First Reports)

27%

Activity on Lost Time First Reports

■ No Activity Required ■ Claims for Compensation




Percent of Claims for Compensation Denied (Initial Indemnity NOCs / Claims for Compensation)

50%

Activity on Claims for Compensation

■ NOCs ■ MOPs

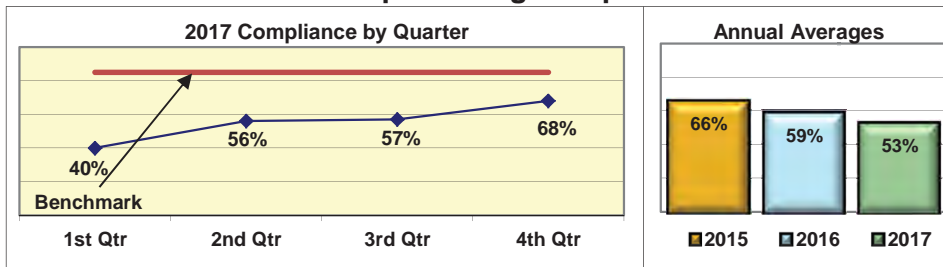


Annual Compliance Report

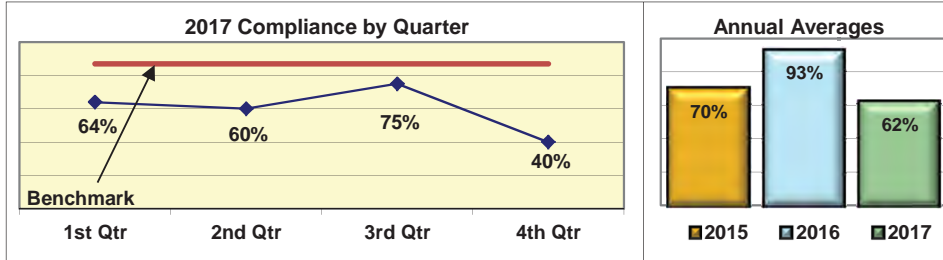
01/01/2017-12/31/2017

ESIS

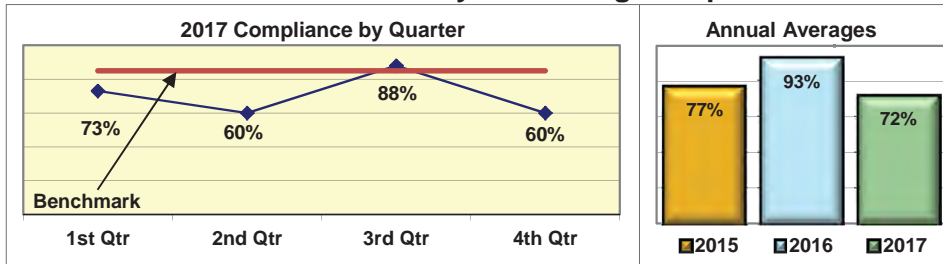
Lost Time First Report Filing Compliance



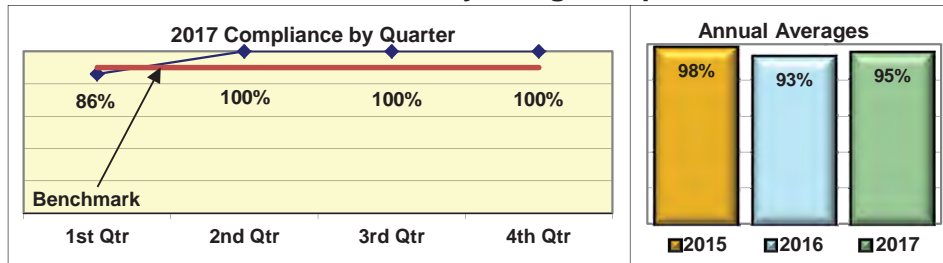
Initial Indemnity Payment Compliance



Initial Memorandum of Payment Filing Compliance



Initial Notice of Controversy Filing Compliance



Summary

ESIS is a third party administrator that administered claims in 2017 for the following rating companies:

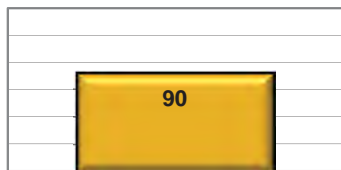
ACE American Insurance
American Zurich Insurance
Federal Insurance
Indemnity Ins. Co. of No. America
New Hampshire Insurance
Old Republic Insurance
Safety National Casualty Corp.
Standard Fire Insurance
Starr Indemnity & Liability
XL Specialty Insurance

and the following self-insured employer:

Unifirst Corporation

Utilization Analysis

Lost Time First Reports Received



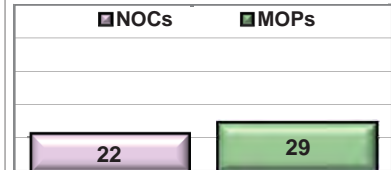
Activity on Lost Time First Reports

■ No Activity Required ■ Claims for Compensation



Activity on Claims for Compensation

■ NOCs ■ MOPs



Percent of Lost Time First Reports Denied
(Initial Indemnity NOCs / Lost Time First Reports)

24%

Percent of Claims for Compensation Denied
(Initial Indemnity NOCs / Claims for Compensation)

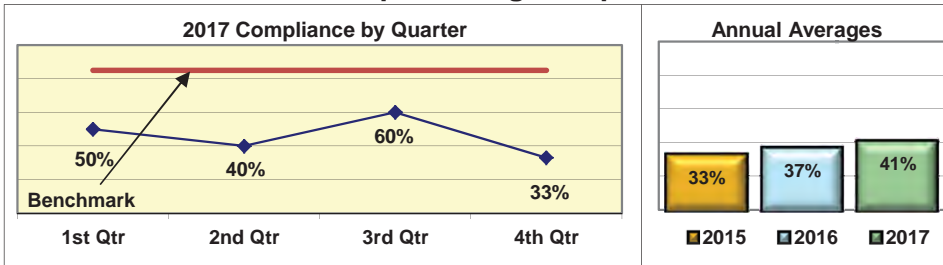
43%

Annual Compliance Report

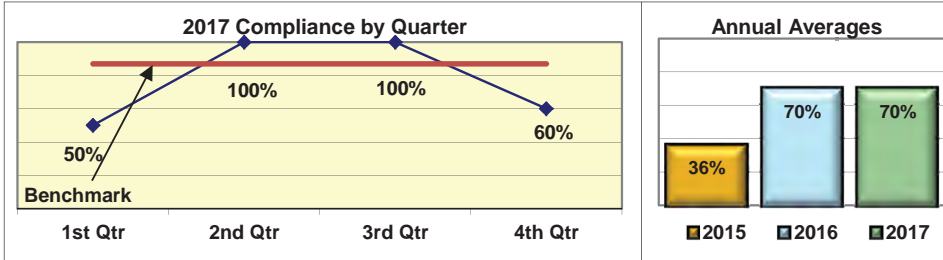
01/01/2017-12/31/2017

FEDERATED MUTUAL INSURANCE

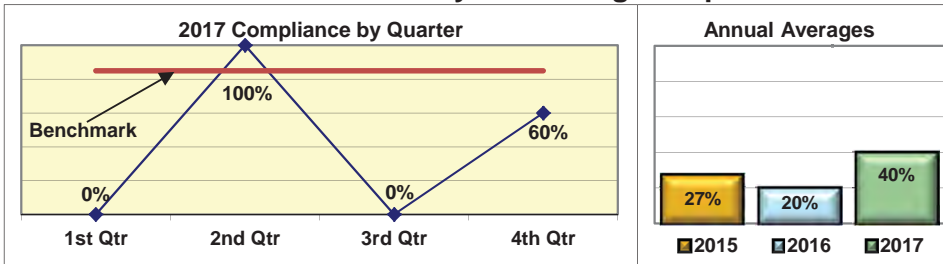
Lost Time First Report Filing Compliance



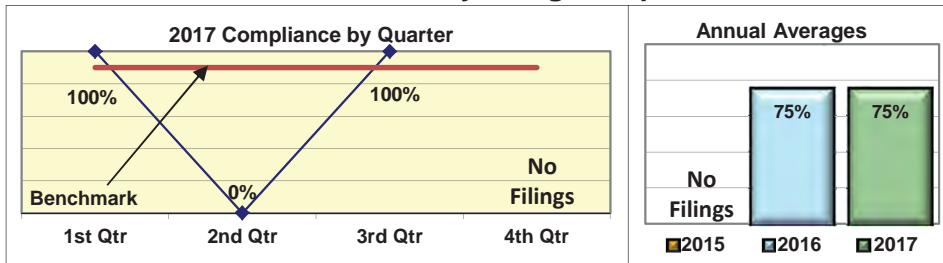
Initial Indemnity Payment Compliance



Initial Memorandum of Payment Filing Compliance



Initial Notice of Controversy Filing Compliance



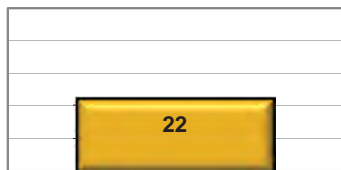
Summary

Federated Mutual Insurance is an insurer that administered its own claims in 2017 under the following rating companies:

Federated Mutual Insurance
Federated Service Insurance

Utilization Analysis

Lost Time First Reports Received




Activity on Lost Time First Reports

■ No Activity Required ■ Claims for Compensation



Activity on Claims for Compensation

■ NOCs ■ MOPs



Percent of Lost Time First Reports Denied
(Initial Indemnity NOCs / Lost Time First Reports)

18%

Percent of Claims for Compensation Denied
(Initial Indemnity NOCs / Claims for Compensation)

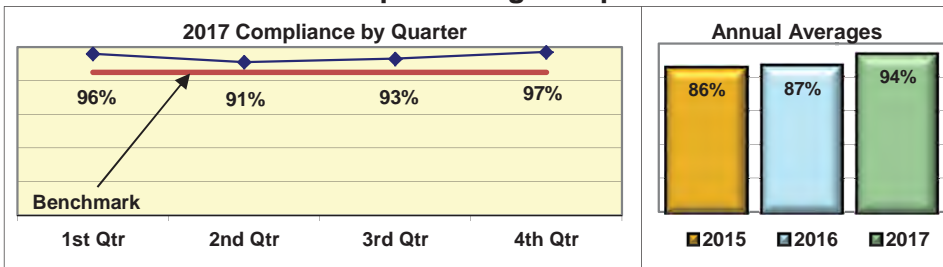
29%

Annual Compliance Report

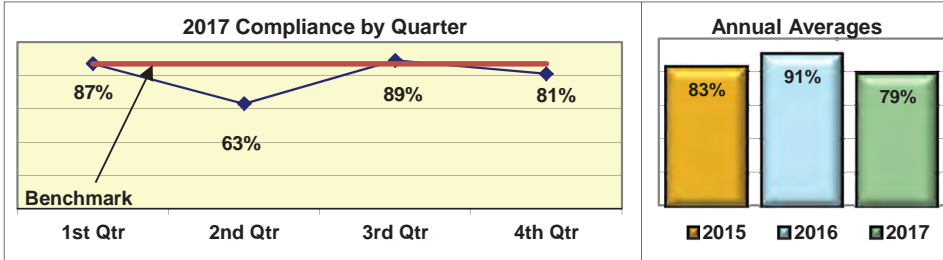
01/01/2017-12/31/2017

FUTURECOMP

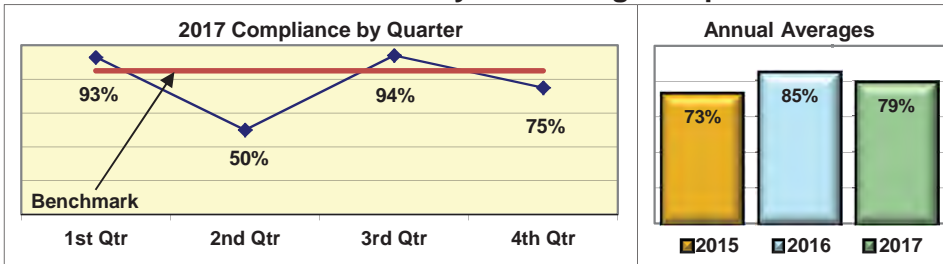
Lost Time First Report Filing Compliance



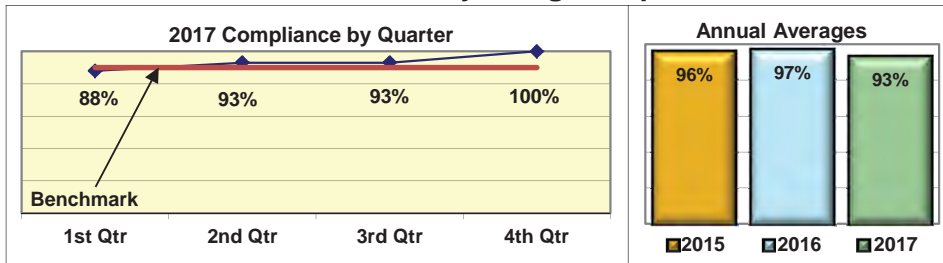
Initial Indemnity Payment Compliance



Initial Memorandum of Payment Filing Compliance



Initial Notice of Controversy Filing Compliance



Summary

FutureComp is a third party administrator that administered claims in 2017 for the following self-insured employers:

Central Maine Healthcare Corp.
Maine Merchants WC Trust Fund

Utilization Analysis

Lost Time First Reports Received



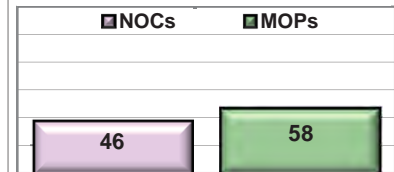
Activity on Lost Time First Reports

■ No Activity Required ■ Claims for Compensation



Activity on Claims for Compensation

■ NOCs ■ MOPs



Percent of Lost Time First Reports Denied
(Initial Indemnity NOCs / Lost Time First Reports)

19%

Percent of Claims for Compensation Denied
(Initial Indemnity NOCs / Claims for Compensation)

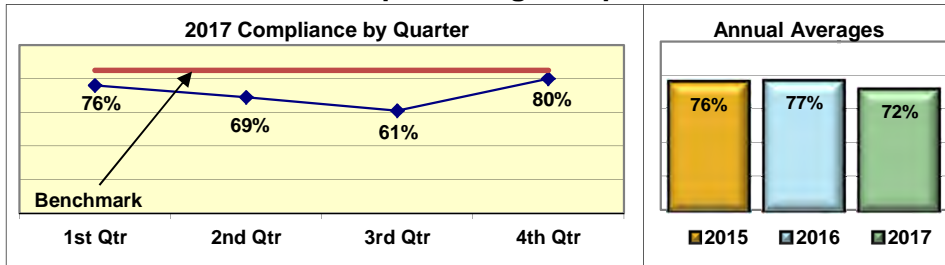
44%

Annual Compliance Report

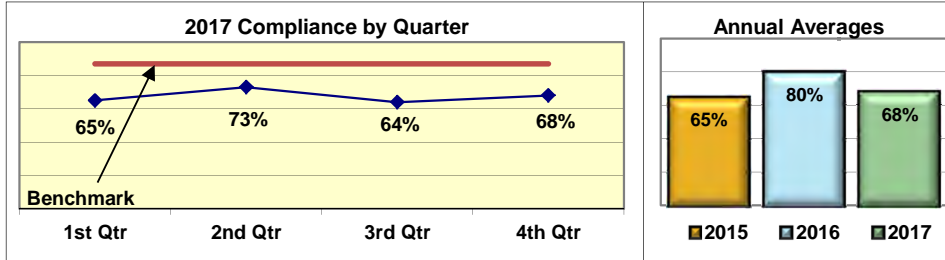
01/01/2017-12/31/2017

GALLAGHER BASSETT SERVICES

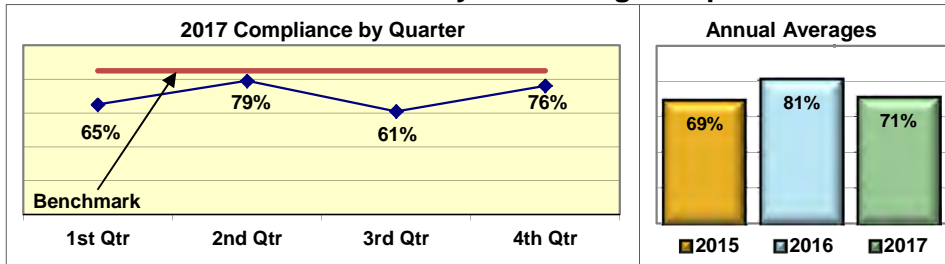
Lost Time First Report Filing Compliance



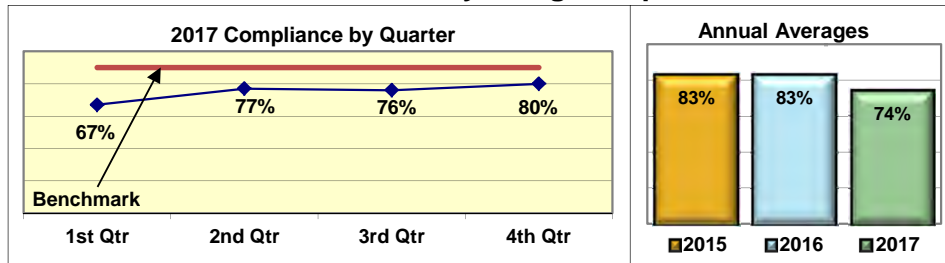
Initial Indemnity Payment Compliance



Initial Memorandum of Payment Filing Compliance



Initial Notice of Controversy Filing Compliance



Summary

Gallagher Bassett Services is a third party administrator that administered claims in 2017 for the following rating companies:

Accident Fund Insurance
 ACE American Insurance
 American Casualty Co. of Reading, PA
 American Zurich Insurance
 Arch Insurance
 Atlantic Specialty Insurance
 Chubb Indemnity Insurance
 Everest National Insurance
 Federal Insurance
 Indemnity Ins. Co. of No. America
 Ins. Co. of the State of Pennsylvania
 Mitsui Sumitomo Insurance
 OBI National Insurance
 Old Republic Insurance
 Pacific Indemnity
 Pennsylvania Mfg. Assn. Insurance
 Pennsylvania Mfg. Indemnity Ins.
 Safety National Casualty Corp.
 Standard Fire Insurance
 Starr Indemnity & Liability
 Travelers Prop. Cas. Co. of America
 Trumbull Insurance
 XL Insurance
 XL Specialty Insurance
 Zurich American Insurance

and the following self-insured employer:

Columbia Forest Products Inc.

Utilization Analysis

Lost Time First Reports Received



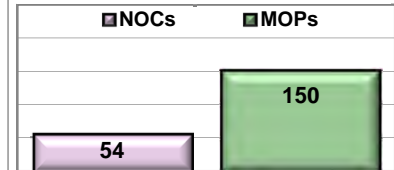
Activity on Lost Time First Reports

■ No Activity Required ■ Claims for Compensation



Activity on Claims for Compensation

■ NOCs ■ MOPs



Percent of Lost Time First Reports Denied
 (Initial Indemnity NOCs / Lost Time First Reports)

16%

Percent of Claims for Compensation Denied
 (Initial Indemnity NOCs / Claims for Compensation)

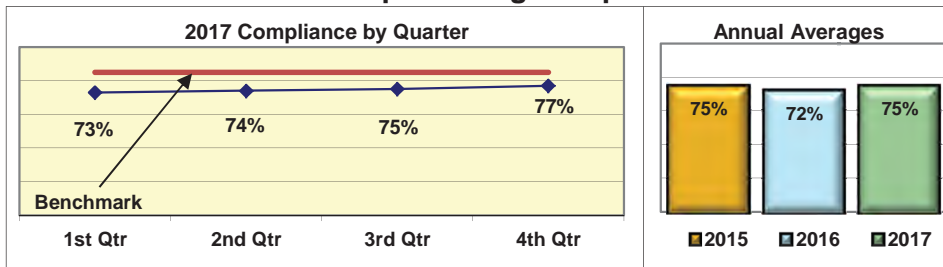
26%

Annual Compliance Report

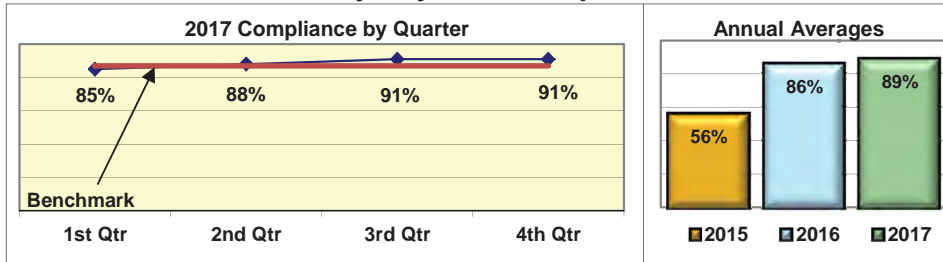
01/01/2017-12/31/2017

GREAT FALLS INSURANCE

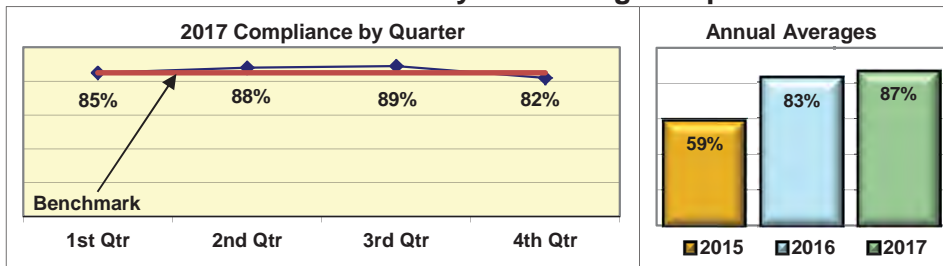
Lost Time First Report Filing Compliance



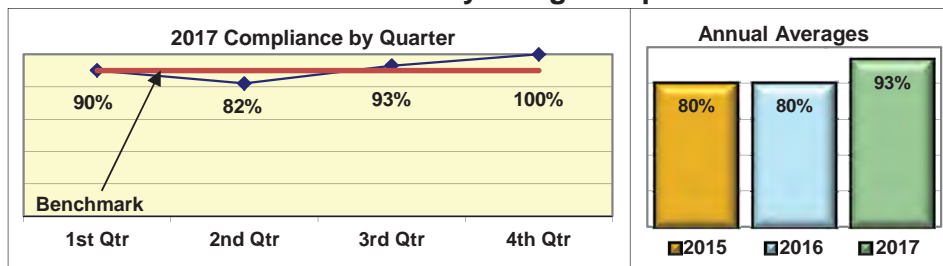
Initial Indemnity Payment Compliance



Initial Memorandum of Payment Filing Compliance



Initial Notice of Controversy Filing Compliance



Summary

Great Falls Insurance is an insurer that used a third party to administer claims in 2017 under the following rating company:

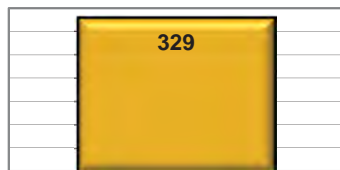
Great Falls Insurance

Great Falls Insurance used the following third party in 2017:

Cannon Cochran Management Svcs.

Utilization Analysis

Lost Time First Reports Received



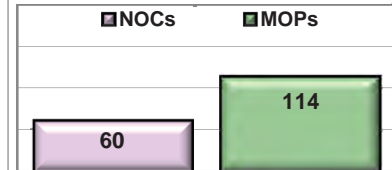
Activity on Lost Time First Reports

■ No Activity Required ■ Claims for Compensation



Activity on Claims for Compensation

■ NOCs ■ MOPs



Percent of Lost Time First Reports Denied
(Initial Indemnity NOCs / Lost Time First Reports)

18%

Percent of Claims for Compensation Denied
(Initial Indemnity NOCs / Claims for Compensation)

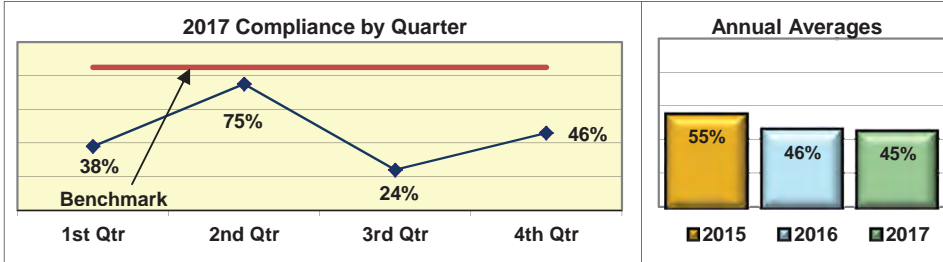
34%

Annual Compliance Report

01/01/2017-12/31/2017

GUARD INSURANCE

Lost Time First Report Filing Compliance

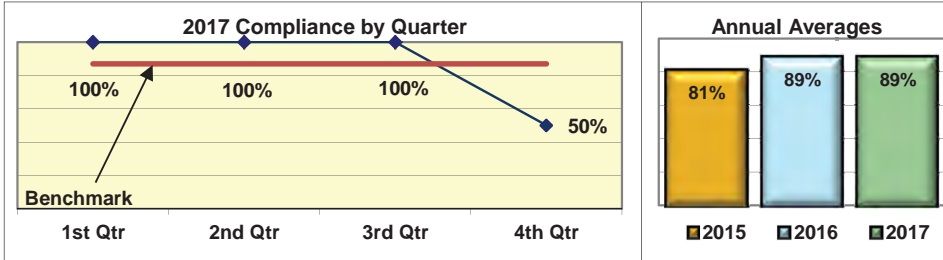


Summary

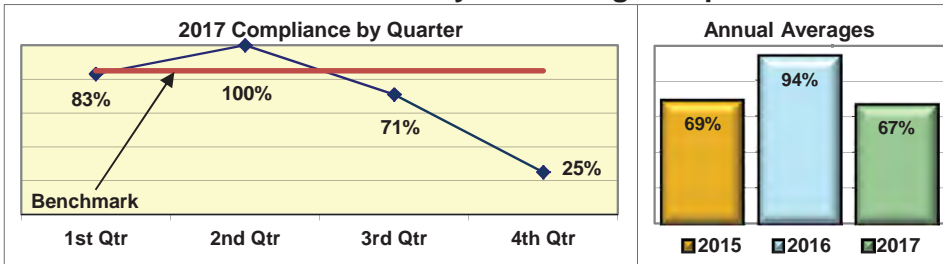
Guard Insurance is an insurer that administered its own claims in 2017 under the following rating companies:

Amguard Insurance
Eastguard Insurance
Norguard Insurance

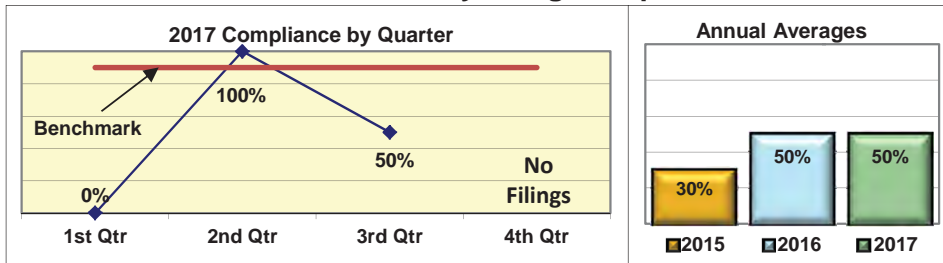
Initial Indemnity Payment Compliance



Initial Memorandum of Payment Filing Compliance




Initial Notice of Controversy Filing Compliance



Utilization Analysis

Lost Time First Reports Received




Activity on Lost Time First Reports

■ No Activity Required ■ Claims for Compensation



Activity on Claims for Compensation

■ NOCs ■ MOPs



Percent of Lost Time First Reports Denied
(Initial Indemnity NOCs / Lost Time First Reports)

6%

Percent of Claims for Compensation Denied
(Initial Indemnity NOCs / Claims for Compensation)

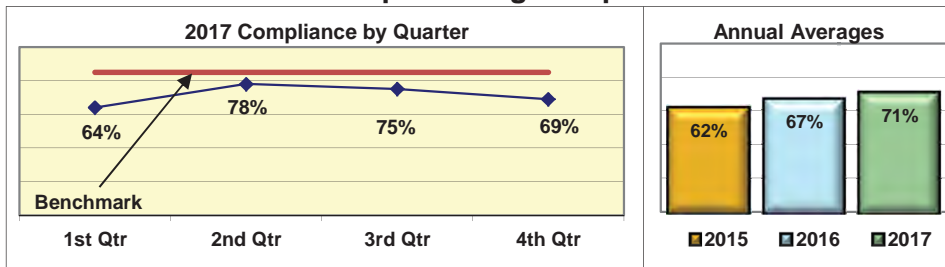
18%

Annual Compliance Report

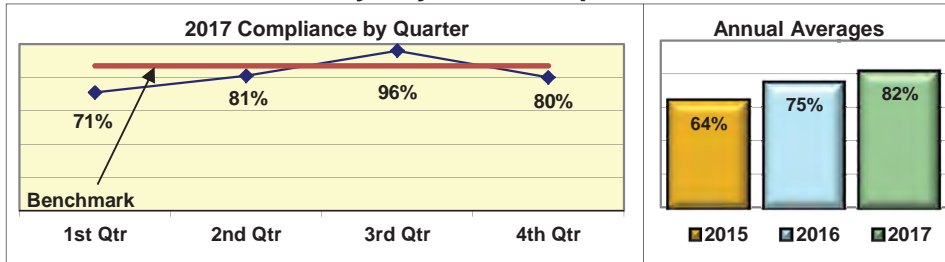
01/01/2017-12/31/2017

HANNAFORD BROTHERS

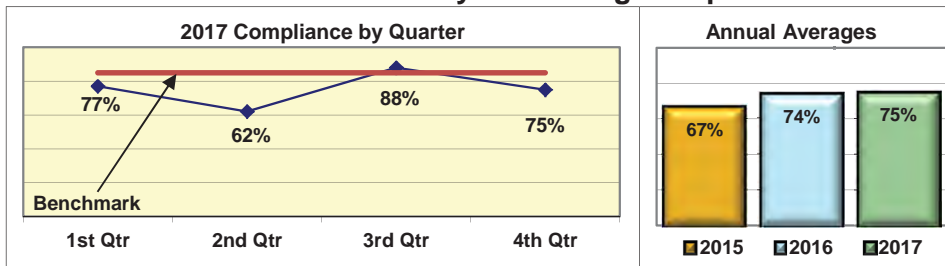
Lost Time First Report Filing Compliance



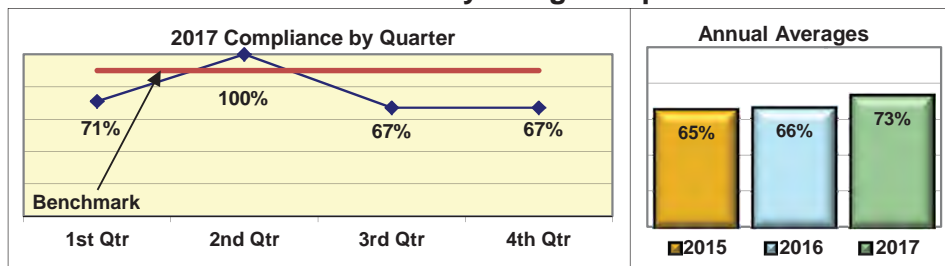
Initial Indemnity Payment Compliance



Initial Memorandum of Payment Filing Compliance



Initial Notice of Controversy Filing Compliance



Summary

Hannaford Brothers is a self-insured employer that administered its own claims in 2017 under the following name:

Hannaford Brothers

Utilization Analysis

Lost Time First Reports Received



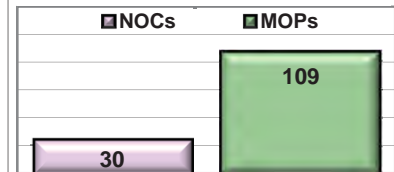
Activity on Lost Time First Reports

■ No Activity Required ■ Claims for Compensation



Activity on Claims for Compensation

■ NOCs ■ MOPs



Percent of Lost Time First Reports Denied (Initial Indemnity NOCs / Lost Time First Reports)

11%

Percent of Claims for Compensation Denied (Initial Indemnity NOCs / Claims for Compensation)

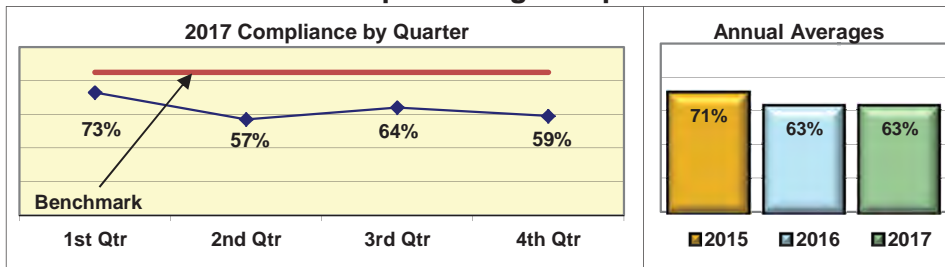
22%

Annual Compliance Report

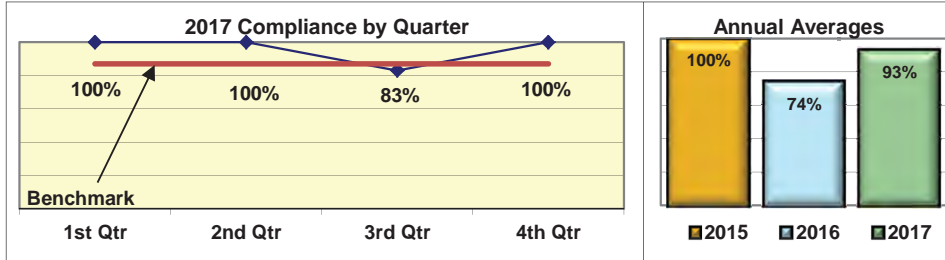
01/01/2017-12/31/2017

HANOVER INSURANCE

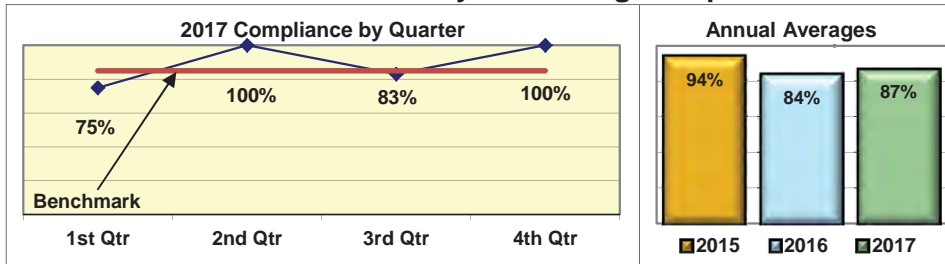
Lost Time First Report Filing Compliance



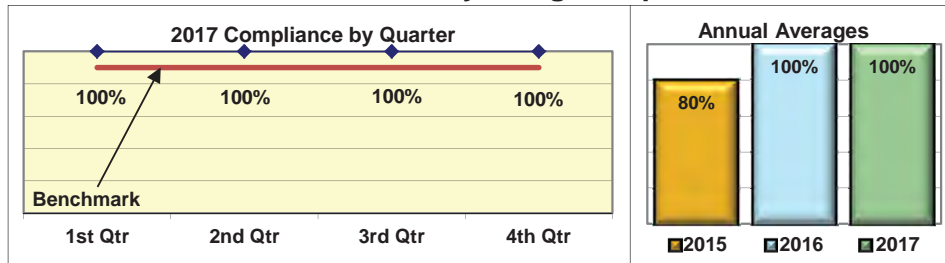
Initial Indemnity Payment Compliance



Initial Memorandum of Payment Filing Compliance



Initial Notice of Controversy Filing Compliance




Summary

Hanover Insurance is an insurer that administered its own claims in 2017 under the following rating companies:

Allmerica Financial Benefit Ins.
Citizens Insurance Co. of America
Hanover American Insurance
Hanover Insurance
Massachusetts Bay Insurance

Utilization Analysis

Lost Time First Reports Received




Activity on Lost Time First Reports

■ No Activity Required ■ Claims for Compensation



Activity on Claims for Compensation

■ NOCs ■ MOPs



Percent of Lost Time First Reports Denied
(Initial Indemnity NOCs / Lost Time First Reports)

24%

Percent of Claims for Compensation Denied
(Initial Indemnity NOCs / Claims for Compensation)

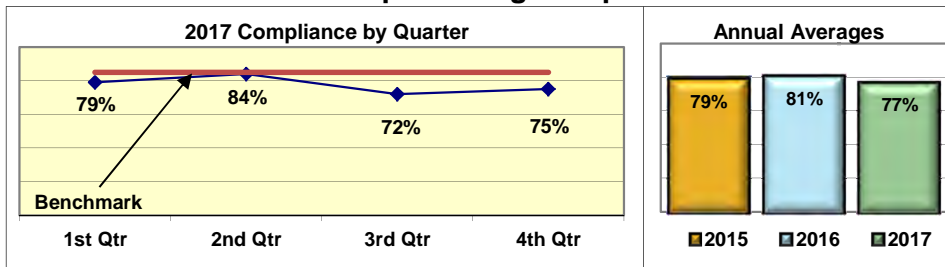
42%

Annual Compliance Report

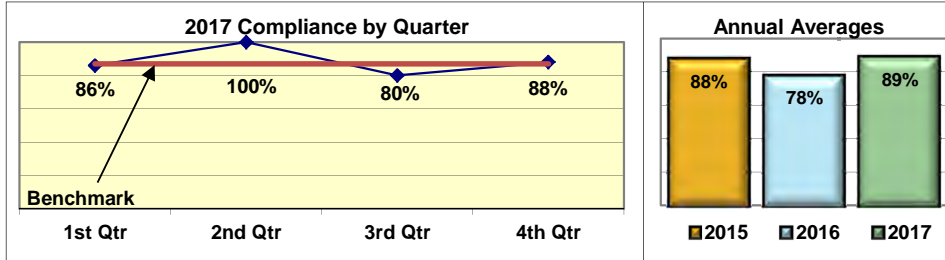
01/01/2017-12/31/2017

HARTFORD INSURANCE

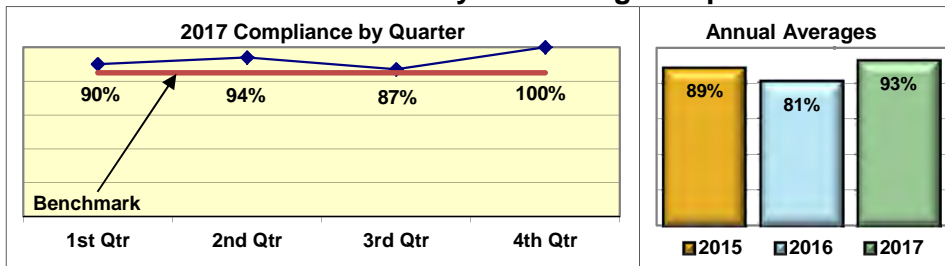
Lost Time First Report Filing Compliance



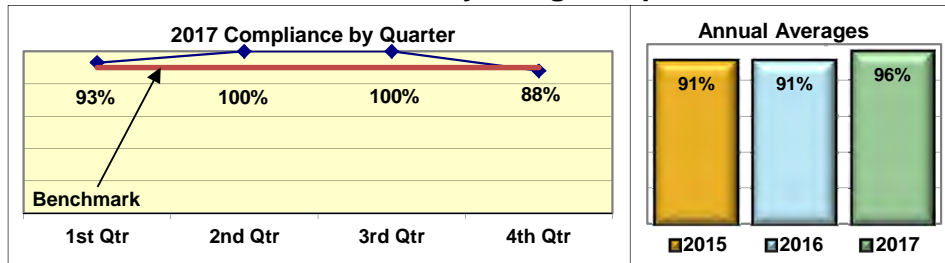
Initial Indemnity Payment Compliance



Initial Memorandum of Payment Filing Compliance



Initial Notice of Controversy Filing Compliance



Summary

Hartford Insurance is an insurer that administered its own claims and used third parties to administer claims in 2017 under the following rating companies:

Hartford Accident & Indemnity
Hartford Casualty Insurance
Hartford Fire Insurance
Hartford Ins. Co. of the Midwest
Hartford Underwriters Insurance
Prop. & Cas. Ins. Co. of Hartford
Sentinel Insurance
Trumbull Insurance
Twin City Fire Insurance

Hartford Insurance used the following third parties in 2017:

Broadspire Services
Cannon Cochran Management Svcs.
CorVel Enterprise Comp.
Gallagher Bassett Services
Sedgwick Claims Management Svcs.
The American Equity Underwriters
Tristar Risk Enterprise Management
York Risk Services

Utilization Analysis

Lost Time First Reports Received



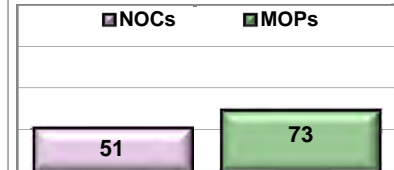
Activity on Lost Time First Reports

■ No Activity Required ■ Claims for Compensation



Activity on Claims for Compensation

■ NOCs ■ MOPs



Percent of Lost Time First Reports Denied
(Initial Indemnity NOCs / Lost Time First Reports)

20%

Percent of Claims for Compensation Denied
(Initial Indemnity NOCs / Claims for Compensation)

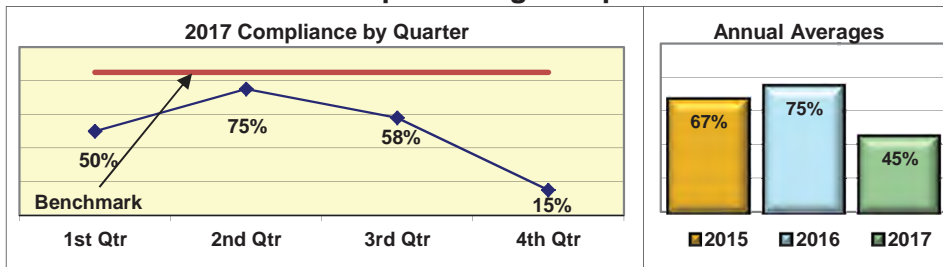
41%

Annual Compliance Report

01/01/2017-12/31/2017

HELMSMAN MANAGEMENT SERVICES

Lost Time First Report Filing Compliance



Summary

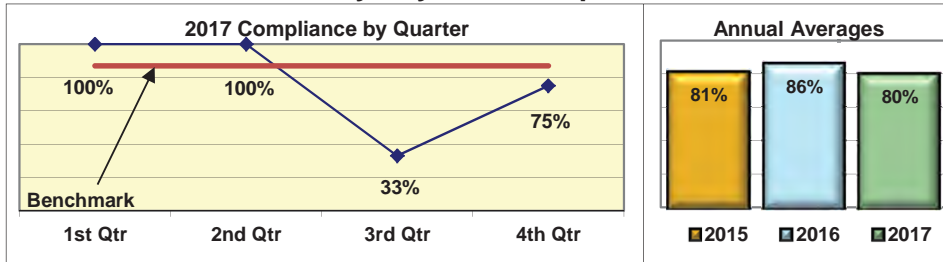
Helmsman Management Services is a third party administrator that administered claims in 2017 for the following rating companies:

Arch Insurance
Indemnity Ins. Co. of No. America
Standard Fire Insurance

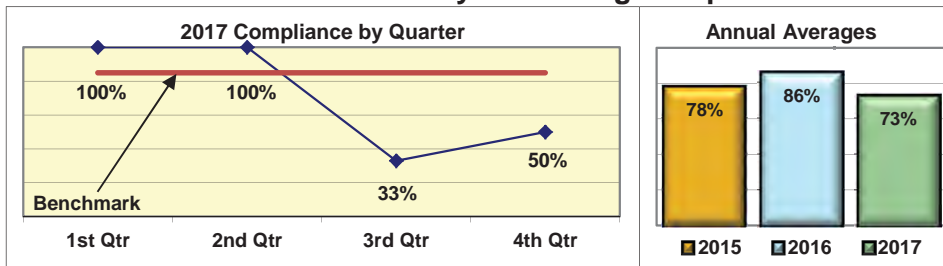
and self-insured employers:

Asplundh Tree Expert
Home Depot USA, Inc.

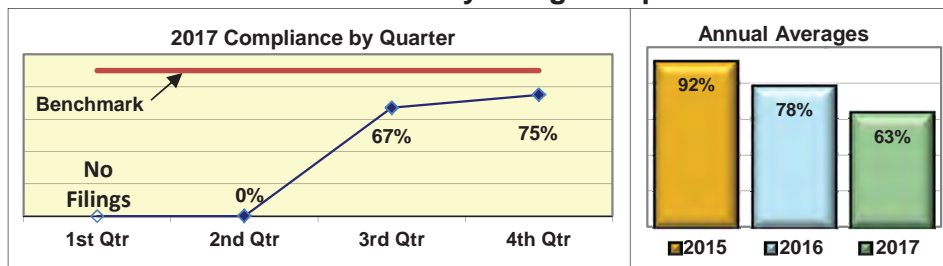
Initial Indemnity Payment Compliance



Initial Memorandum of Payment Filing Compliance

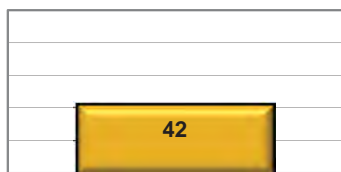


Initial Notice of Controversy Filing Compliance



Utilization Analysis

Lost Time First Reports Received




Activity on Lost Time First Reports

■ No Activity Required ■ Claims for Compensation



Activity on Claims for Compensation

■ NOCs ■ MOPs



Percent of Lost Time First Reports Denied
(Initial Indemnity NOCs / Lost Time First Reports)

19%

Percent of Claims for Compensation Denied
(Initial Indemnity NOCs / Claims for Compensation)

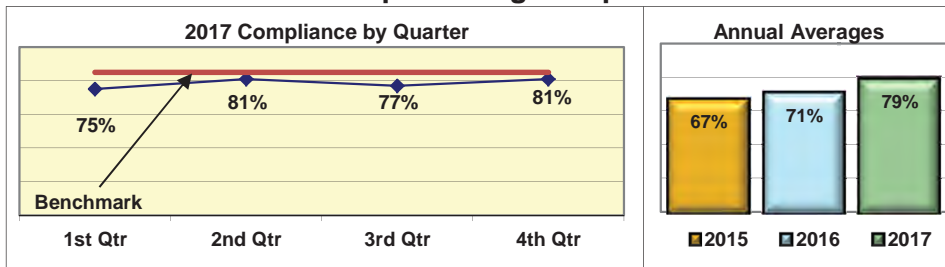
35%

Annual Compliance Report

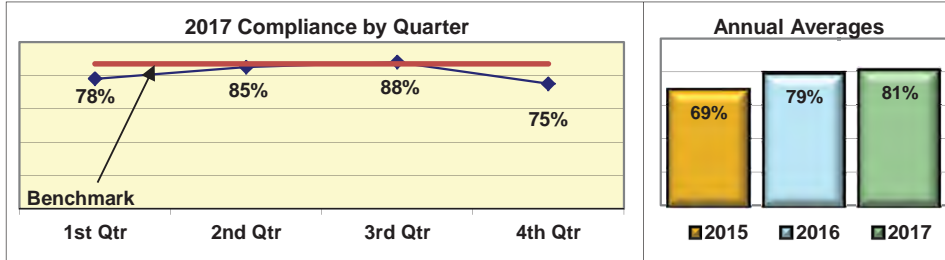
01/01/2017-12/31/2017

LIBERTY MUTUAL INSURANCE

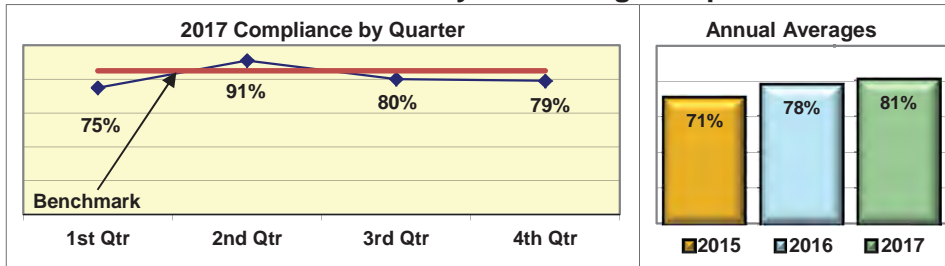
Lost Time First Report Filing Compliance



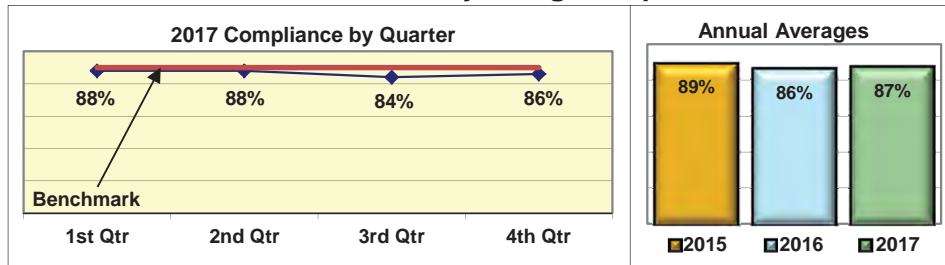
Initial Indemnity Payment Compliance



Initial Memorandum of Payment Filing Compliance



Initial Notice of Controversy Filing Compliance



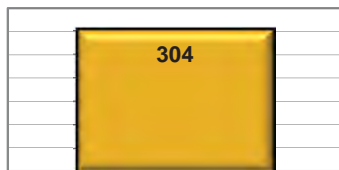
Summary

Liberty Mutual Insurance is an insurer that administered its own claims in 2017 under the following rating companies:

American Fire & Casualty Insurance
 Employers Insurance Co. of Wausau
 Excelsior Insurance
 First Liberty Insurance
 Liberty Insurance Corp.
 Liberty Mutual Insurance
 Liberty Mutual Fire Insurance
 LM Insurance Corp.
 Netherlands Insurance
 Ohio Casualty Insurance
 Ohio Security Insurance
 Peerless Insurance
 Peerless Indemnity Insurance
 Wausau Underwriters Insurance
 West American Insurance

Utilization Analysis

Lost Time First Reports Received



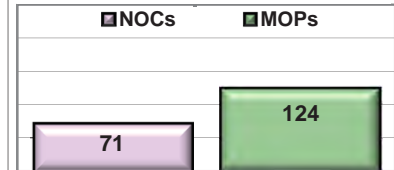
Activity on Lost Time First Reports

■ No Activity Required ■ Claims for Compensation



Activity on Claims for Compensation

■ NOCs ■ MOPs



Percent of Lost Time First Reports Denied
 (Initial Indemnity NOCs / Lost Time First Reports)

23%

Percent of Claims for Compensation Denied
 (Initial Indemnity NOCs / Claims for Compensation)

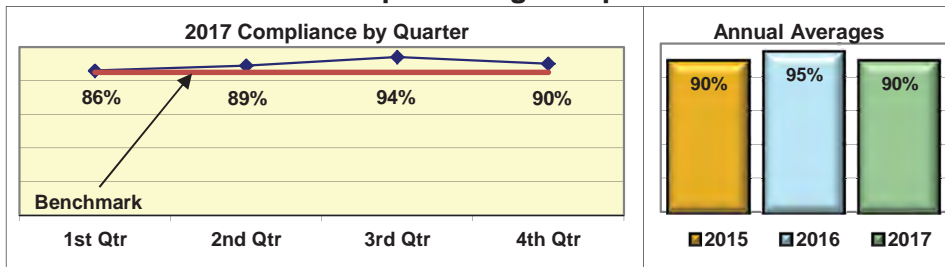
36%

Annual Compliance Report

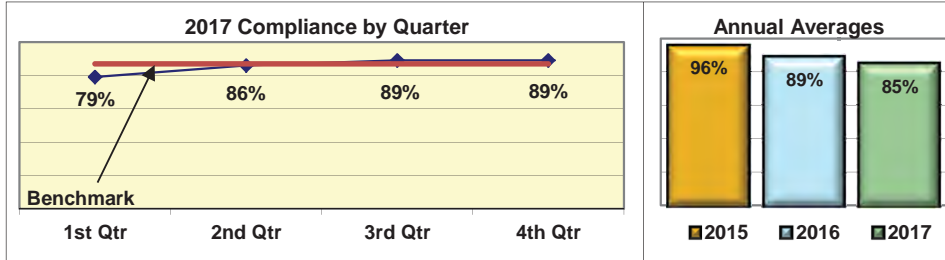
01/01/2017-12/31/2017

MAINE AUTOMOBILE DEALERS ASSOCIATION

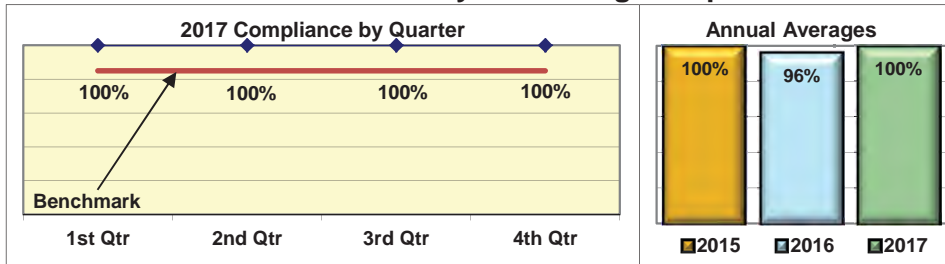
Lost Time First Report Filing Compliance



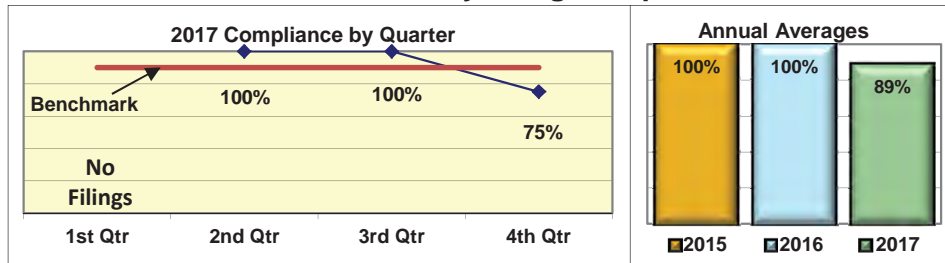
Initial Indemnity Payment Compliance



Initial Memorandum of Payment Filing Compliance



Initial Notice of Controversy Filing Compliance



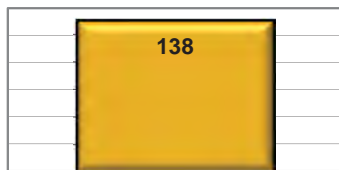
Summary

Maine Automobile Dealers Association is a trust of self-insured employers that administered claims in 2017 under the following name:

Maine Automobile Dealers Assoc.

Utilization Analysis

Lost Time First Reports Received




Activity on Lost Time First Reports

■ No Activity Required ■ Claims for Compensation



Activity on Claims for Compensation

■ NOCs ■ MOPs



Percent of Lost Time First Reports Denied
(Initial Indemnity NOCs / Lost Time First Reports)

7%

Percent of Claims for Compensation Denied
(Initial Indemnity NOCs / Claims for Compensation)

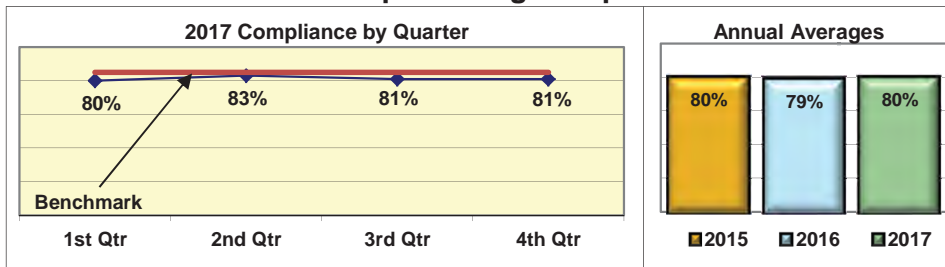
16%

Annual Compliance Report

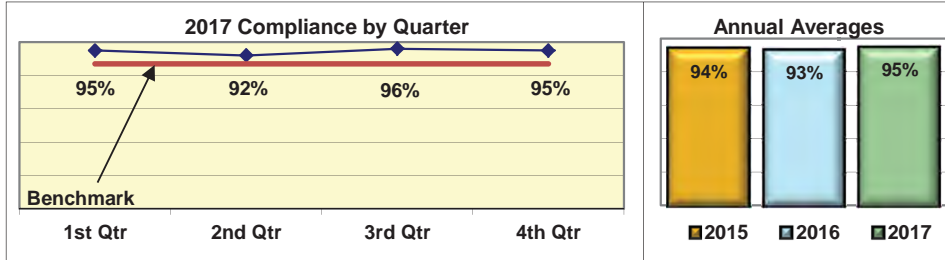
01/01/2017-12/31/2017

MAINE EMPLOYERS' MUTUAL INSURANCE

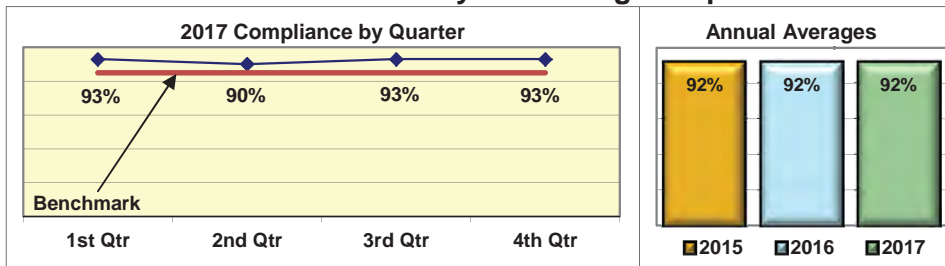
Lost Time First Report Filing Compliance



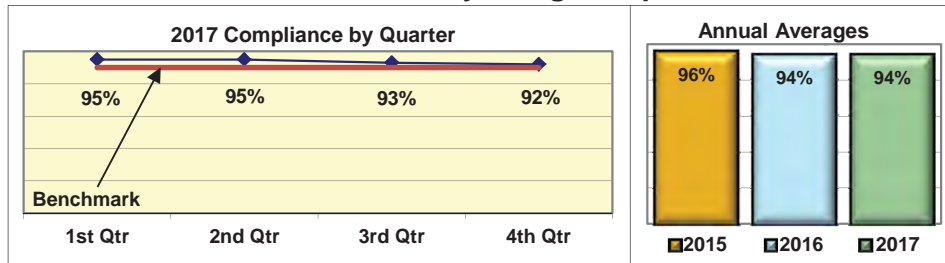
Initial Indemnity Payment Compliance



Initial Memorandum of Payment Filing Compliance



Initial Notice of Controversy Filing Compliance



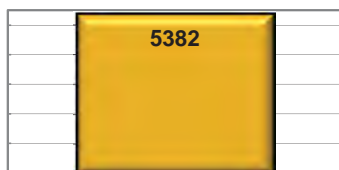
Summary

Maine Employers' Mutual Insurance is an insurer that administered its own claims in 2017 under the following rating companies:

Maine Employers' Mutual Insurance
MEMIC Indemnity Company

Utilization Analysis

Lost Time First Reports Received



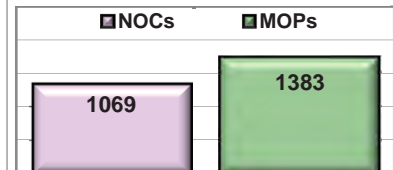
Activity on Lost Time First Reports

■ No Activity Required ■ Claims for Compensation



Activity on Claims for Compensation

■ NOCs ■ MOPs



Percent of Lost Time First Reports Denied
(Initial Indemnity NOCs / Lost Time First Reports)

20%

Percent of Claims for Compensation Denied
(Initial Indemnity NOCs / Claims for Compensation)

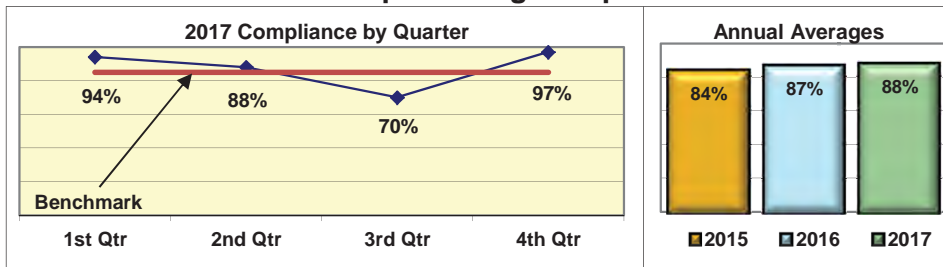
44%

Annual Compliance Report

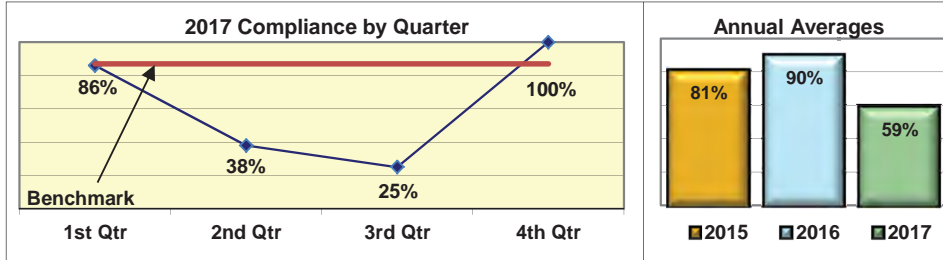
01/01/2017-12/31/2017

MAINE HEALTHCARE ASSOCIATION

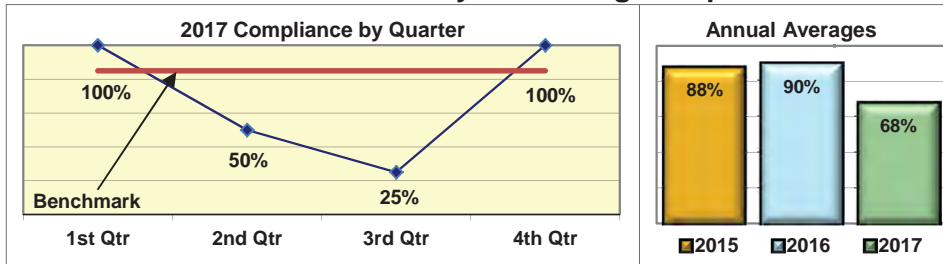
Lost Time First Report Filing Compliance



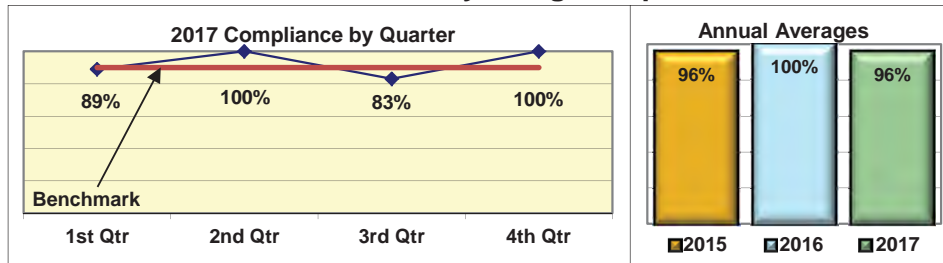
Initial Indemnity Payment Compliance



Initial Memorandum of Payment Filing Compliance



Initial Notice of Controversy Filing Compliance



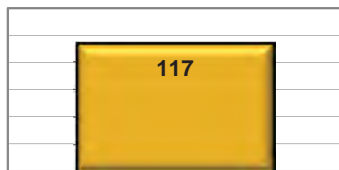
Summary

Maine Healthcare Association is a trust of self-insured employers that administered claims in 2017 under the following name:

MHCA Workers' Comp. Fund


Utilization Analysis

Lost Time First Reports Received



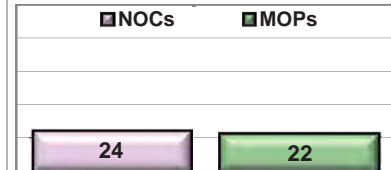
Activity on Lost Time First Reports

■ No Activity Required ■ Claims for Compensation



Activity on Claims for Compensation

■ NOCs ■ MOPs



Percent of Lost Time First Reports Denied
(Initial Indemnity NOCs / Lost Time First Reports)

21%

Percent of Claims for Compensation Denied
(Initial Indemnity NOCs / Claims for Compensation)

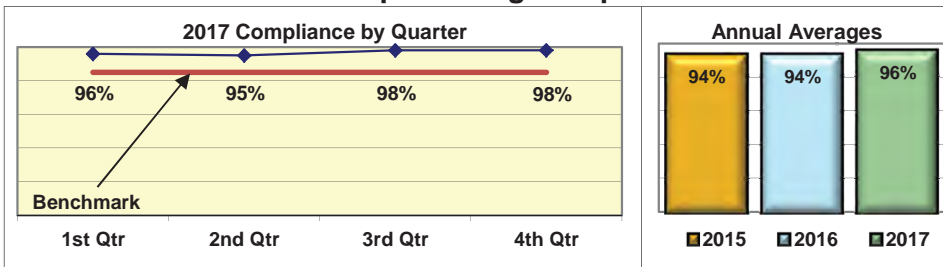
52%

Annual Compliance Report

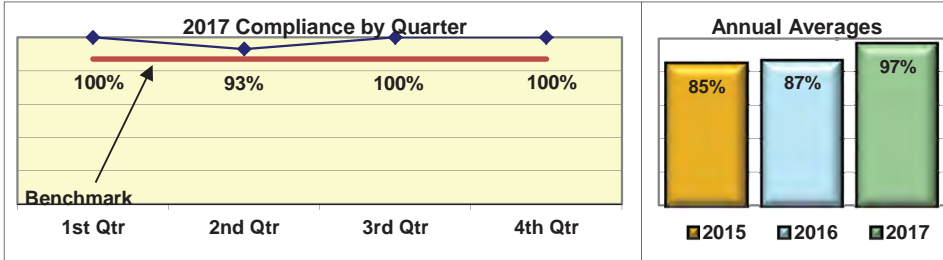
01/01/2017-12/31/2017

MAINE MOTOR TRANSPORT ASSOCIATION

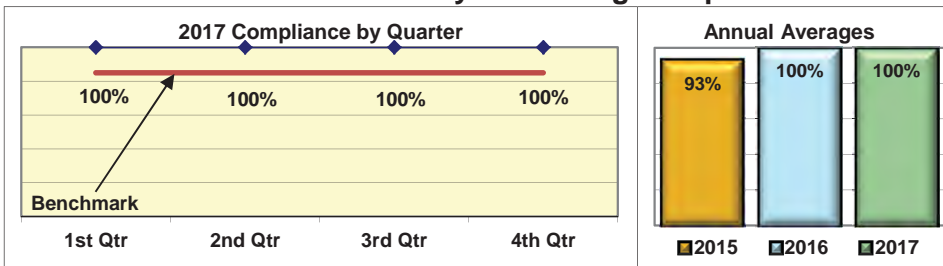
Lost Time First Report Filing Compliance



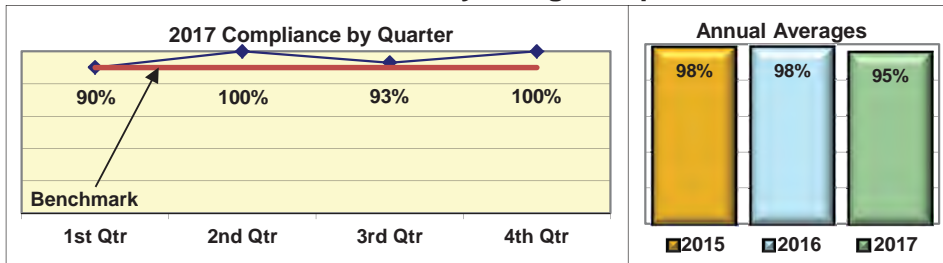
Initial Indemnity Payment Compliance



Initial Memorandum of Payment Filing Compliance



Initial Notice of Controversy Filing Compliance



Summary

Maine Motor Transport Association is a trust of self-insured employers that administered claims in 2017 under the following name:

Maine Motor Transport WC Trust

Utilization Analysis

Lost Time First Reports Received



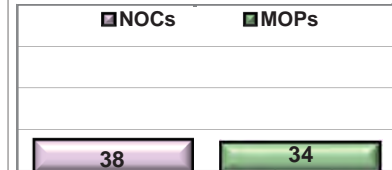
Activity on Lost Time First Reports

■ No Activity Required ■ Claims for Compensation



Activity on Claims for Compensation

■ NOCs ■ MOPs



Percent of Lost Time First Reports Denied
(Initial Indemnity NOCs / Lost Time First Reports)

22%

Percent of Claims for Compensation Denied
(Initial Indemnity NOCs / Claims for Compensation)

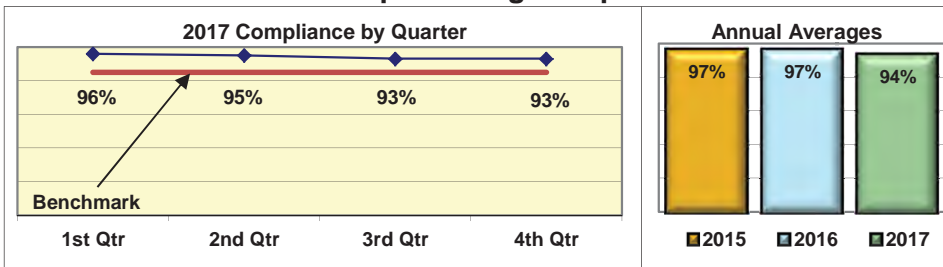
53%

Annual Compliance Report

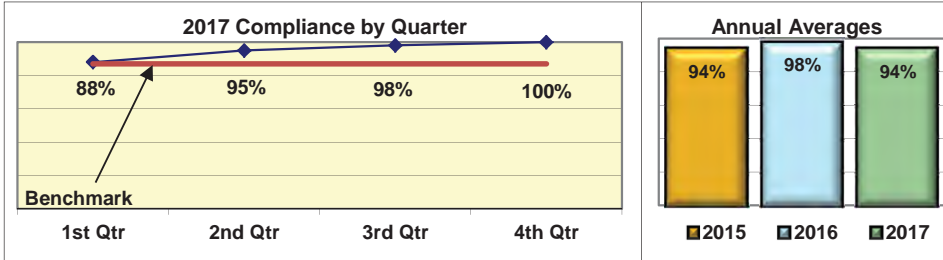
01/01/2017-12/31/2017

MAINE MUNICIPAL ASSOCIATION

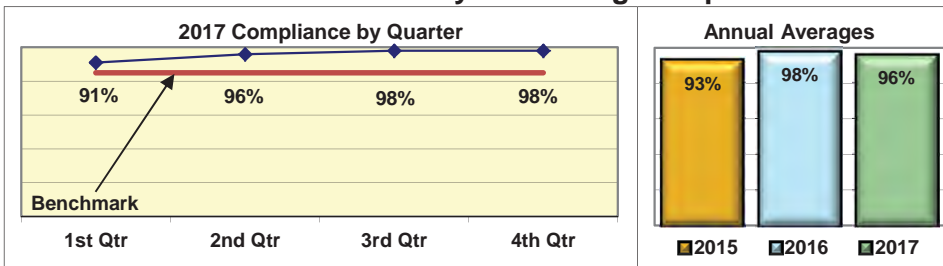
Lost Time First Report Filing Compliance



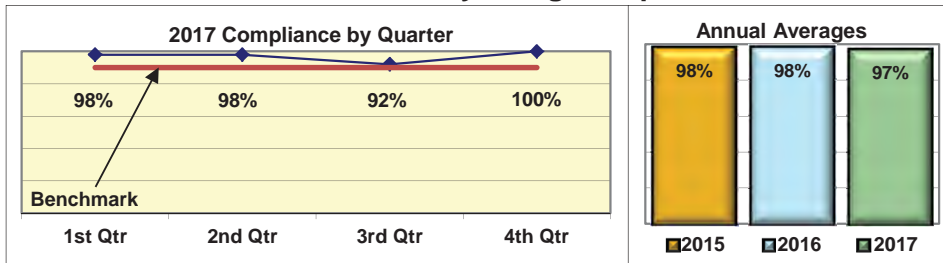
Initial Indemnity Payment Compliance



Initial Memorandum of Payment Filing Compliance



Initial Notice of Controversy Filing Compliance




Summary

Maine Municipal Association is a trust of self-insured employers that administered claims in 2017 under the following names:

Bangor, City of
Maine Municipal Association
Portland, City of

Utilization Analysis

Lost Time First Reports Received



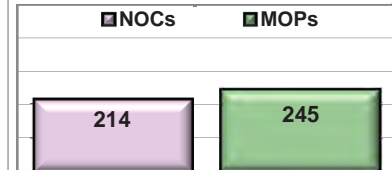
Activity on Lost Time First Reports

■ No Activity Required ■ Claims for Compensation



Activity on Claims for Compensation

■ NOCs ■ MOPs



Percent of Lost Time First Reports Denied
(Initial Indemnity NOCs / Lost Time First Reports)

24%

Percent of Claims for Compensation Denied
(Initial Indemnity NOCs / Claims for Compensation)

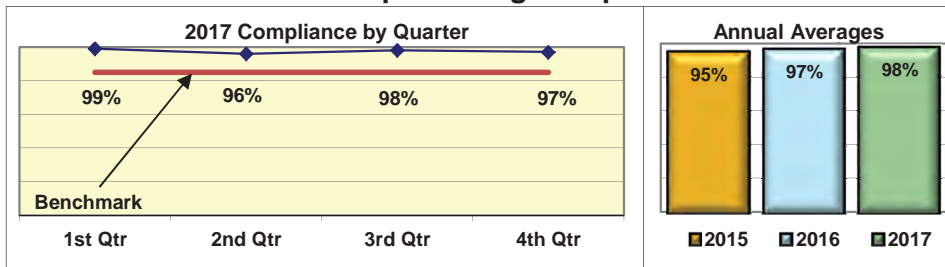
47%

Annual Compliance Report

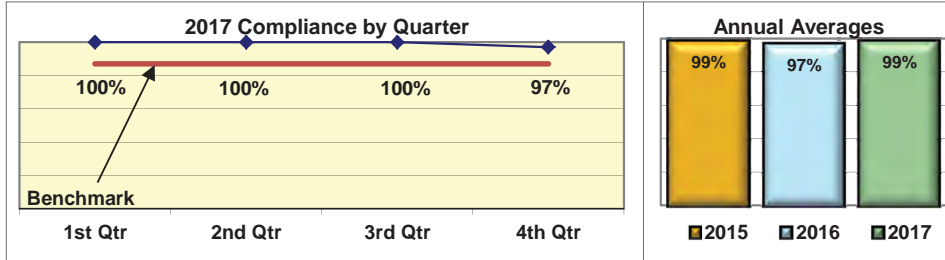
01/01/2017-12/31/2017

MAINE SCHOOL MANAGEMENT ASSOCIATION

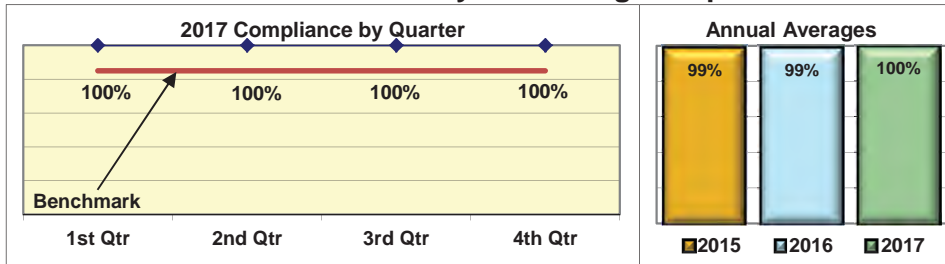
Lost Time First Report Filing Compliance



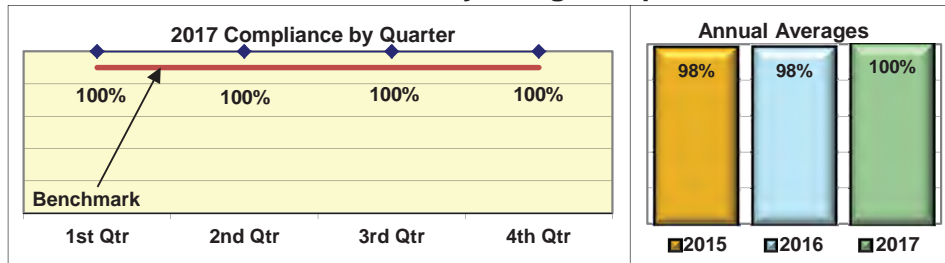
Initial Indemnity Payment Compliance



Initial Memorandum of Payment Filing Compliance



Initial Notice of Controversy Filing Compliance



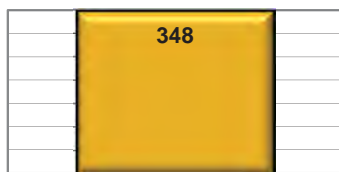
Summary

Maine School Management Association is a trust of self-insured employers that administered claims in 2017 under the following name:

Maine School Management Assoc.

Utilization Analysis

Lost Time First Reports Received



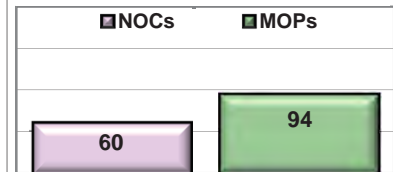
Activity on Lost Time First Reports

■ No Activity Required ■ Claims for Compensation



Activity on Claims for Compensation

■ NOCs ■ MOPs



Percent of Lost Time First Reports Denied
(Initial Indemnity NOCs / Lost Time First Reports)

17%

Percent of Claims for Compensation Denied
(Initial Indemnity NOCs / Claims for Compensation)

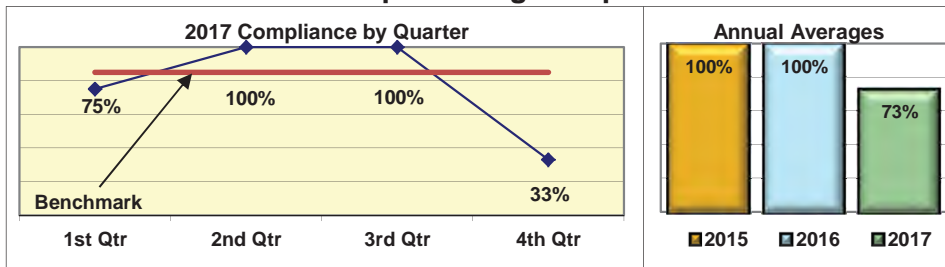
39%

Annual Compliance Report

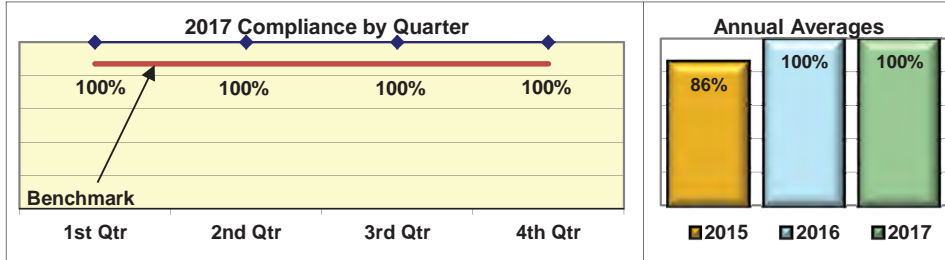
01/01/2017-12/31/2017

MEADOWBROOK INSURANCE

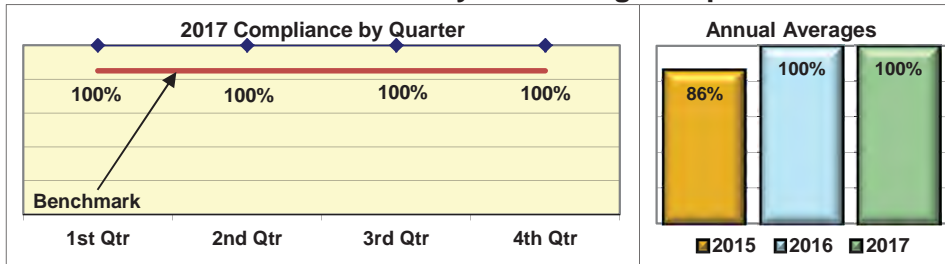
Lost Time First Report Filing Compliance




Initial Indemnity Payment Compliance



Initial Memorandum of Payment Filing Compliance



Initial Notice of Controversy Filing Compliance




Summary

Meadowbrook Insurance is an insurer that administered its own claims in 2017 under the following rating company:

Star Insurance

Utilization Analysis

Lost Time First Reports Received




Percent of Lost Time First Reports Denied
(Initial Indemnity NOCs / Lost Time First Reports)

9%

Activity on Lost Time First Reports

■ No Activity Required ■ Claims for Compensation




Percent of Claims for Compensation Denied
(Initial Indemnity NOCs / Claims for Compensation)

13%

Activity on Claims for Compensation

■ NOCs ■ MOPs

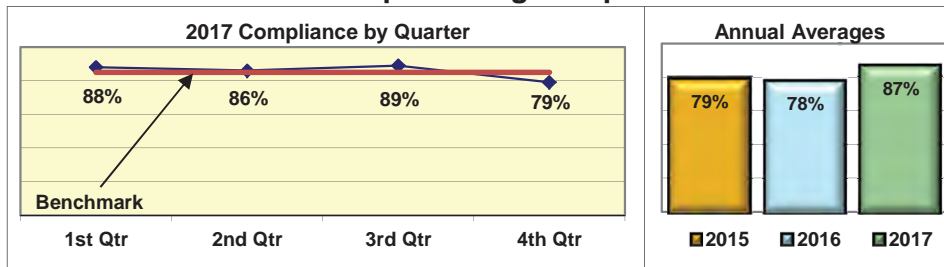


Annual Compliance Report

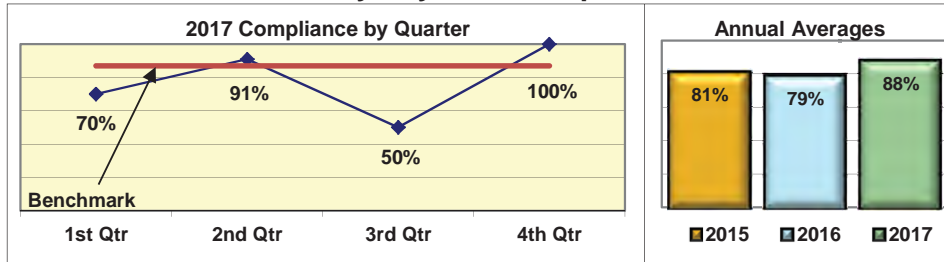
01/01/2017-12/31/2017

OLD REPUBLIC INSURANCE

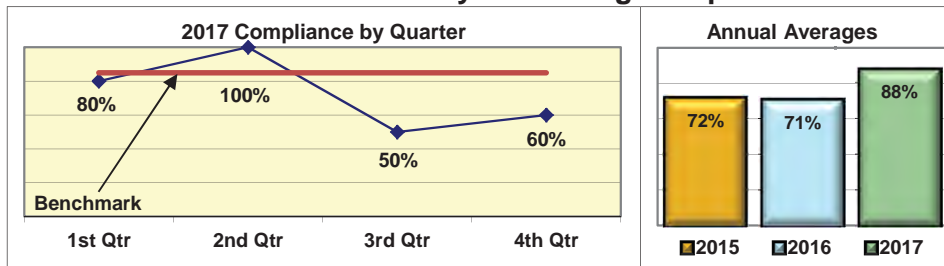
Lost Time First Report Filing Compliance



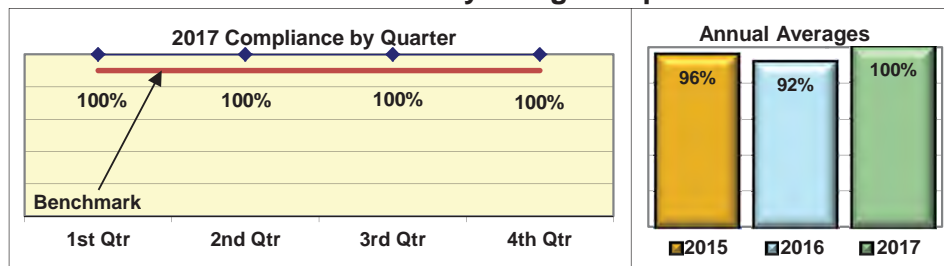
Initial Indemnity Payment Compliance



Initial Memorandum of Payment Filing Compliance



Initial Notice of Controversy Filing Compliance



Summary

Old Republic Insurance is an insurer that used third parties to administer claims in 2017 under the following rating company:


Old Republic Insurance
Old Republic General Insurance Corp.

Old Republic Insurance used the following third parties in 2017:

Cannon Cochran Management Svcs.
Constitution State Services
CorVel Enterprise Comp.
ESIS
Gallagher Bassett Services
Sedgwick Claims Management Svcs.
Tristar Risk Enterprise Management

Utilization Analysis

Lost Time First Reports Received




Activity on Lost Time First Reports

■ No Activity Required ■ Claims for Compensation



Activity on Claims for Compensation

■ NOCs ■ MOPs



Percent of Lost Time First Reports Denied
(Initial Indemnity NOCs / Lost Time First Reports)

13%

Percent of Claims for Compensation Denied
(Initial Indemnity NOCs / Claims for Compensation)

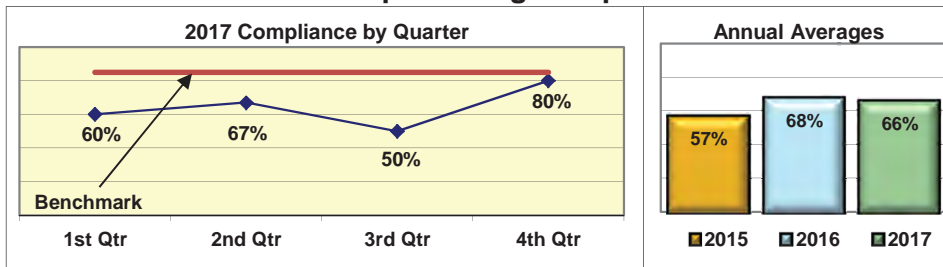
30%

Annual Compliance Report

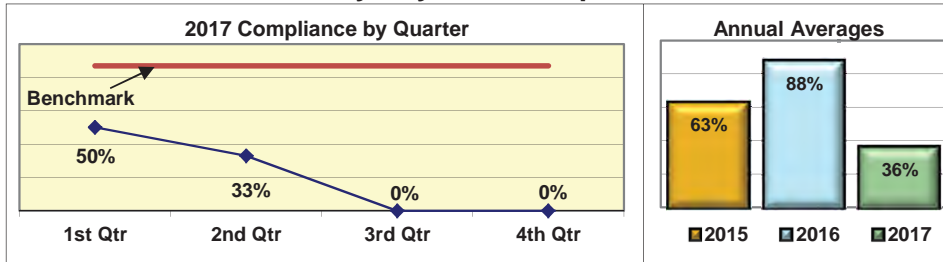
01/01/2017-12/31/2017

PENNSYLVANIA MANUFACTURERS' ASSOCIATION

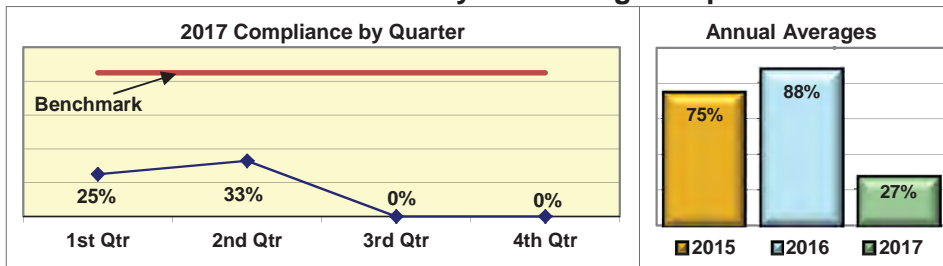
Lost Time First Report Filing Compliance



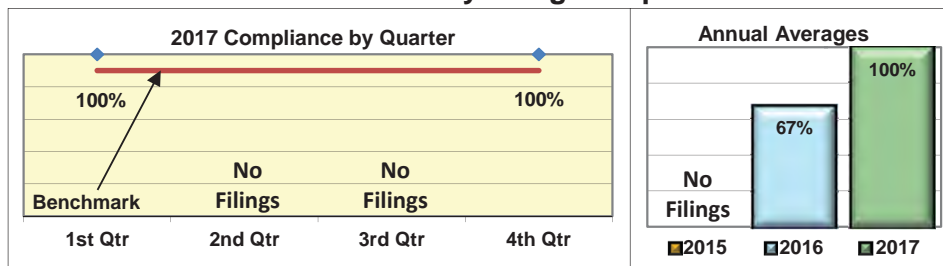
Initial Indemnity Payment Compliance



Initial Memorandum of Payment Filing Compliance



Initial Notice of Controversy Filing Compliance



Summary

Pennsylvania Manufacturers' Association is an insurer that used third parties to administer claims in 2017 under the following rating companies:


Manufacturers Alliance Insurance
Pennsylvania Mfg. Assn. Insurance

Pennsylvania Manufacturers' Association used the following third parties in 2017:

Gallagher Bassett Services
The American Equity Underwriters

Utilization Analysis

Lost Time First Reports Received




Activity on Lost Time First Reports

■ No Activity Required ■ Claims for Compensation



Activity on Claims for Compensation

■ NOCs ■ MOPs



Percent of Lost Time First Reports Denied (Initial Indemnity NOCs / Lost Time First Reports)

11%

Percent of Claims for Compensation Denied (Initial Indemnity NOCs / Claims for Compensation)

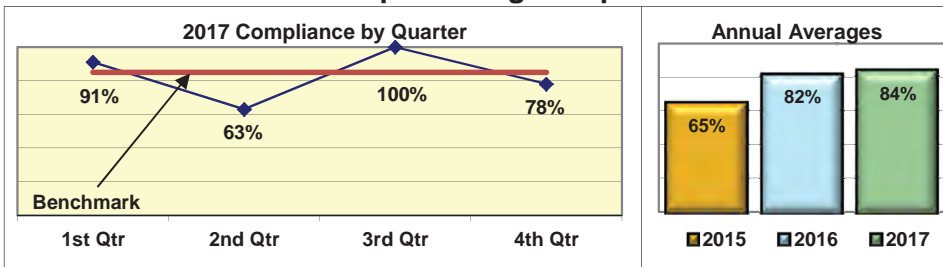
27%

Annual Compliance Report

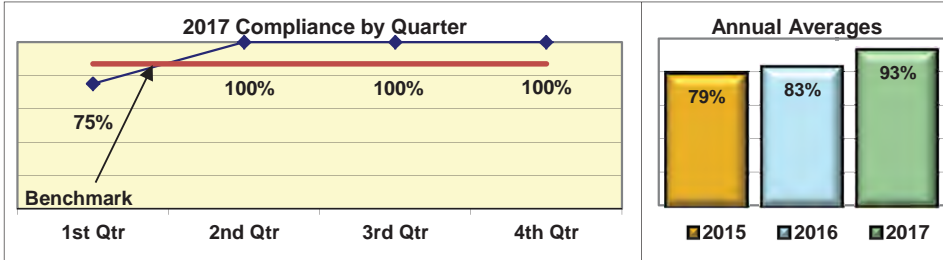
01/01/2017-12/31/2017

QBE INSURANCE

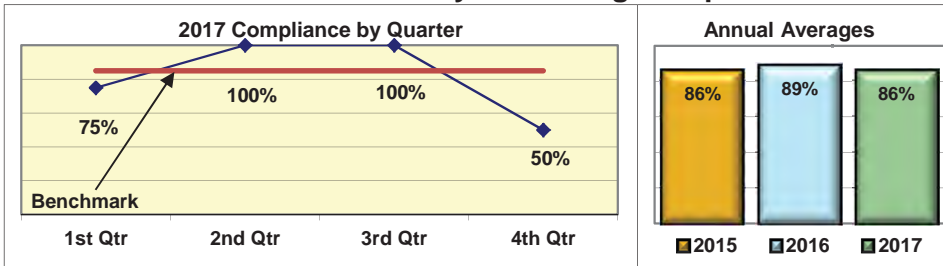
Lost Time First Report Filing Compliance



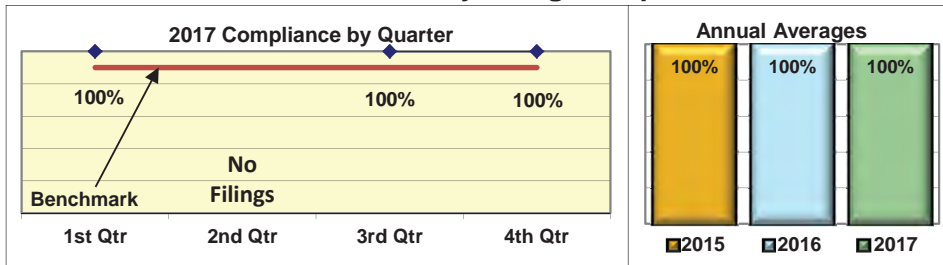
Initial Indemnity Payment Compliance



Initial Memorandum of Payment Filing Compliance



Initial Notice of Controversy Filing Compliance



Summary

QBE Insurance is an insurer that used third parties to administer claims in 2017 under the following rating companies:

North Pointe
Praetorian Insurance
QBE Insurance
Stonington Insurance

QBE Insurance used the following third parties in 2017:

Sedgwick Claims Management Svcs.

Utilization Analysis

Lost Time First Reports Received



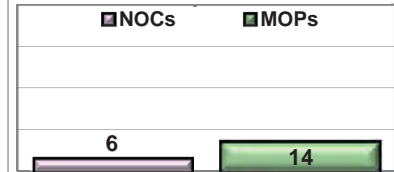
Activity on Lost Time First Reports

■ No Activity Required ■ Claims for Compensation



Activity on Claims for Compensation

■ NOCs ■ MOPs



Percent of Lost Time First Reports Denied
(Initial Indemnity NOCs / Lost Time First Reports)

16%

Percent of Claims for Compensation Denied
(Initial Indemnity NOCs / Claims for Compensation)

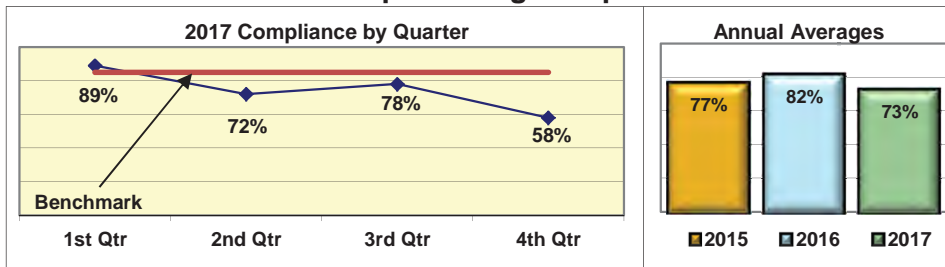
30%

Annual Compliance Report

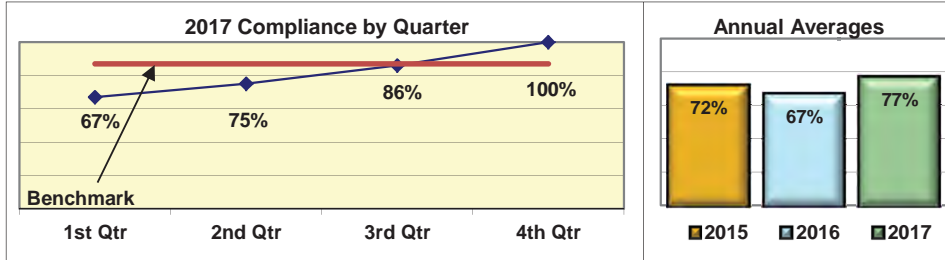
01/01/2017-12/31/2017

SAFETY NATIONAL INSURANCE

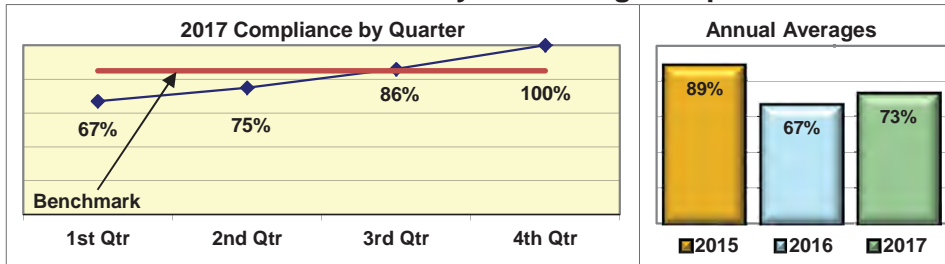
Lost Time First Report Filing Compliance



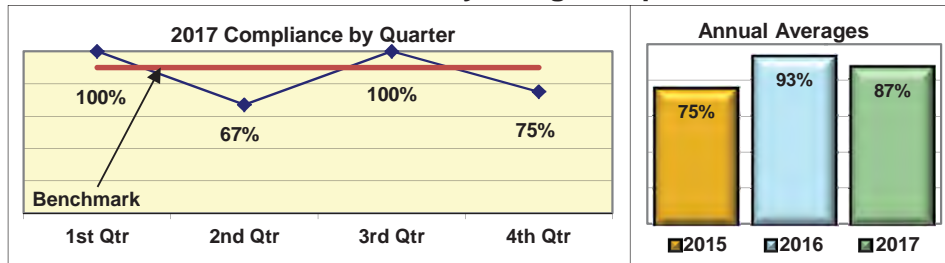
Initial Indemnity Payment Compliance



Initial Memorandum of Payment Filing Compliance



Initial Notice of Controversy Filing Compliance



Summary

Safety National Insurance is an insurer that used third parties to administer claims in 2017 under the following rating company:

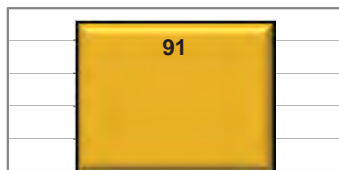
Safety National Casualty Corp.

Safety National Insurance used the following third parties in 2017:

Broadspire Services
 Cannon Cochran Management Svcs.
 CorVel Enterprise Comp.
 ESIS
 Gallagher Bassett Services
 Sedgwick Claims Management Svcs.

Utilization Analysis

Lost Time First Reports Received



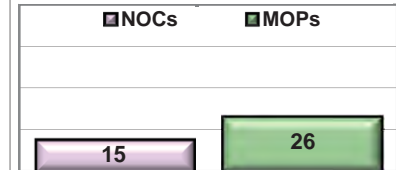
Activity on Lost Time First Reports

■ No Activity Required ■ Claims for Compensation



Activity on Claims for Compensation

■ NOCs ■ MOPs



Percent of Lost Time First Reports Denied
(Initial Indemnity NOCs / Lost Time First Reports)

16%

Percent of Claims for Compensation Denied
(Initial Indemnity NOCs / Claims for Compensation)

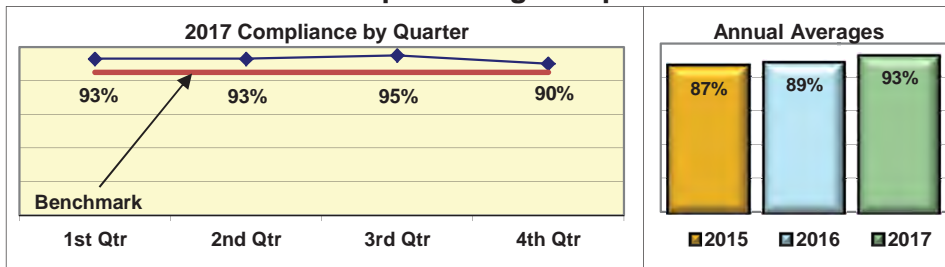
37%

Annual Compliance Report

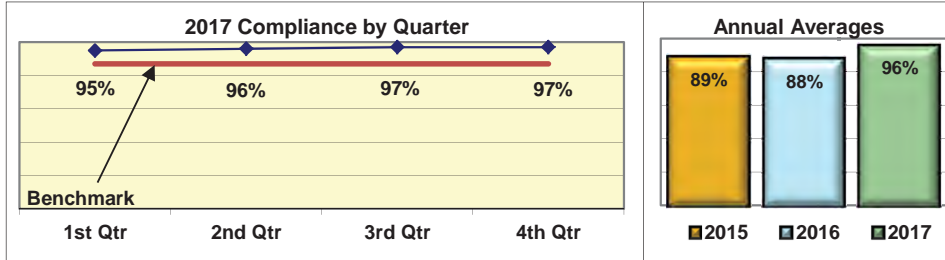
01/01/2017-12/31/2017

SEDGWICK CLAIMS MANAGEMENT SERVICES

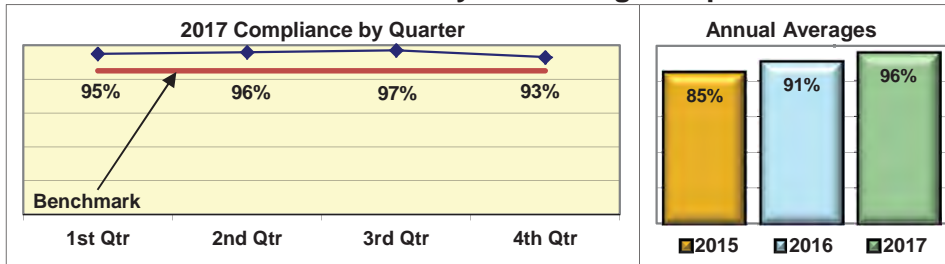
Lost Time First Report Filing Compliance



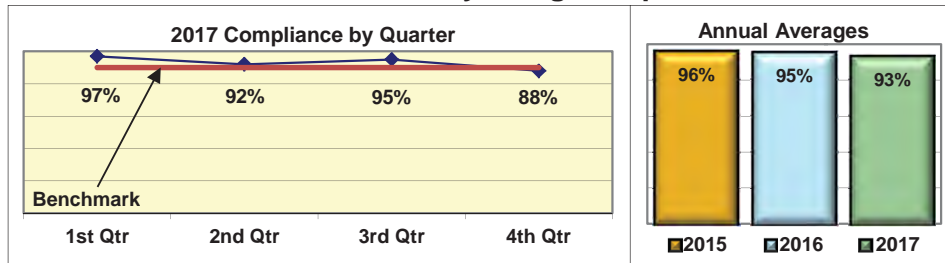
Initial Indemnity Payment Compliance



Initial Memorandum of Payment Filing Compliance



Initial Notice of Controversy Filing Compliance



Summary

Sedgwick Claims Management Services is a third party administrator that administered claims in 2017 for the following rating companies:

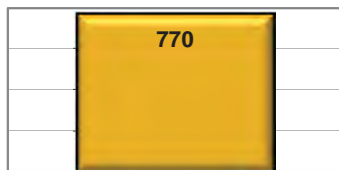
ACE American Insurance
 American Zurich Insurance
 Arch Insurance
 Electric Insurance
 Everest National Insurance
 Indemnity Ins. Co. of No. America
 Ins. Co. of the State of Pennsylvania
 New Hampshire Insurance
 Old Republic Insurance
 Praetorian Insurance
 Prop. & Cas. Ins. Co. of Hartford
 QBE Insurance
 Safety National Casualty
 Standard Fire Insurance
 Starr Indemnity & Liability
 Stonington Insurance
 Travelers Indemnity Co. of America
 Trumbull Insurance
 XL Insurance
 XL Specialty Insurance
 Zurich American Insurance

and self-insured employers:

BJME Operating Corp.
 Federal Express Corporation
 FedEx Ground Package
 Great Northern Nekoosa Corp.
 Lowes Home Centers LLC
 Tambrands Inc.

Utilization Analysis

Lost Time First Reports Received



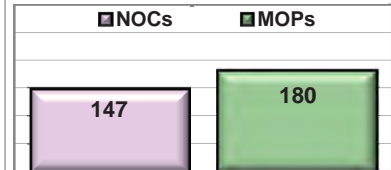
Activity on Lost Time First Reports

■ No Activity Required ■ Claims for Compensation



Activity on Claims for Compensation

■ NOCs ■ MOPs



Percent of Lost Time First Reports Denied
 (Initial Indemnity NOCs / Lost Time First Reports)

19%

Percent of Claims for Compensation Denied
 (Initial Indemnity NOCs / Claims for Compensation)

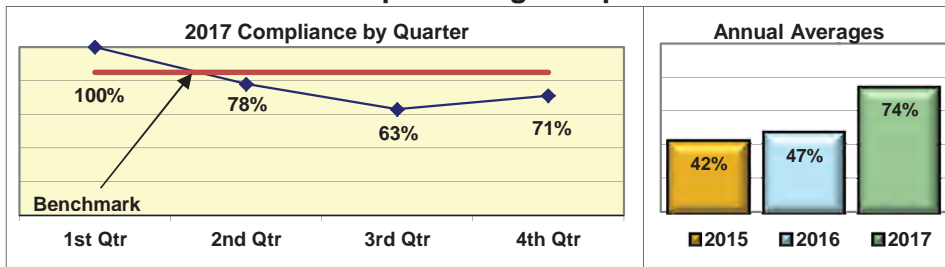
45%

Annual Compliance Report

01/01/2017-12/31/2017

SENTRY INSURANCE

Lost Time First Report Filing Compliance

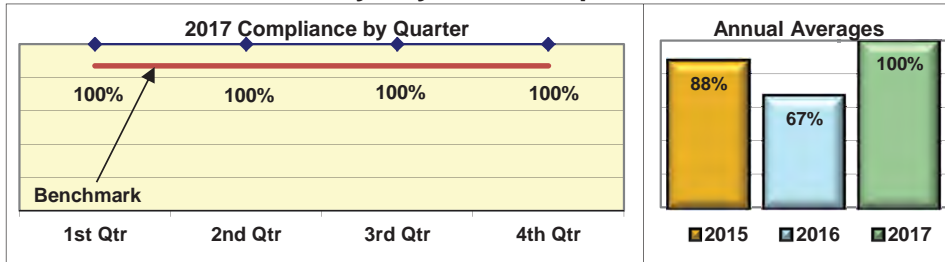


Summary

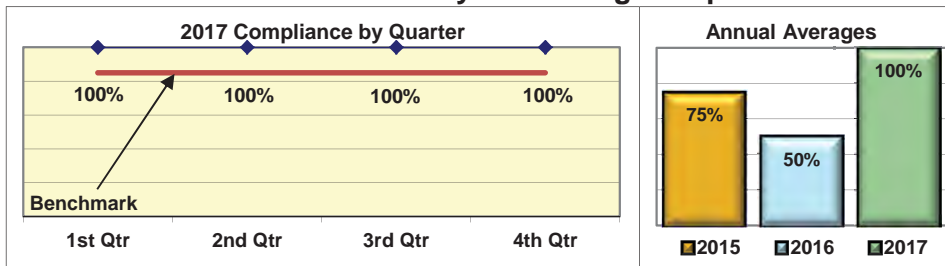
Sentry Insurance is an insurer that administered its own claims in 2017 under the following rating companies:

Middlesex Insurance
Sentry Casualty
Sentry Insurance
Sentry Select Insurance

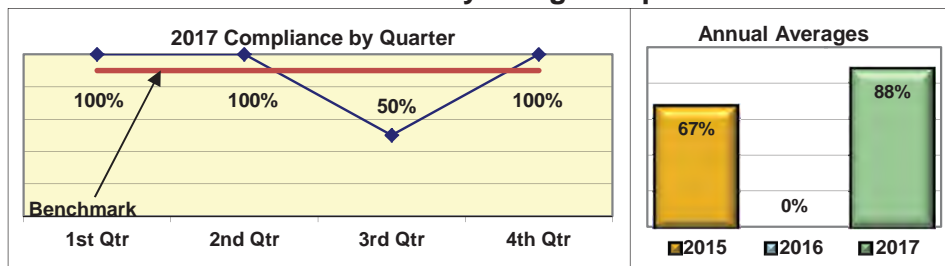
Initial Indemnity Payment Compliance



Initial Memorandum of Payment Filing Compliance




Initial Notice of Controversy Filing Compliance



Utilization Analysis

Lost Time First Reports Received



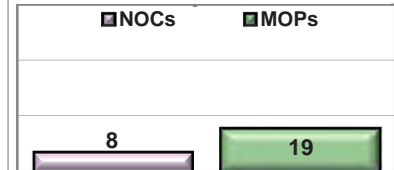
Activity on Lost Time First Reports

■ No Activity Required ■ Claims for Compensation



Activity on Claims for Compensation

■ NOCs ■ MOPs



Percent of Lost Time First Reports Denied
(Initial Indemnity NOCs / Lost Time First Reports)

17%

Percent of Claims for Compensation Denied
(Initial Indemnity NOCs / Claims for Compensation)

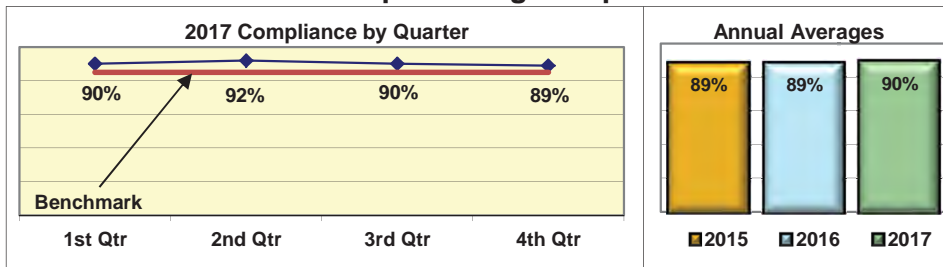
30%

Annual Compliance Report

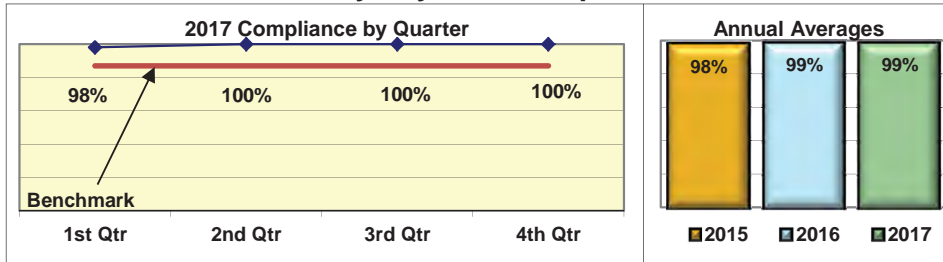
01/01/2017-12/31/2017

STATE OF MAINE WORKERS' COMP TRUST

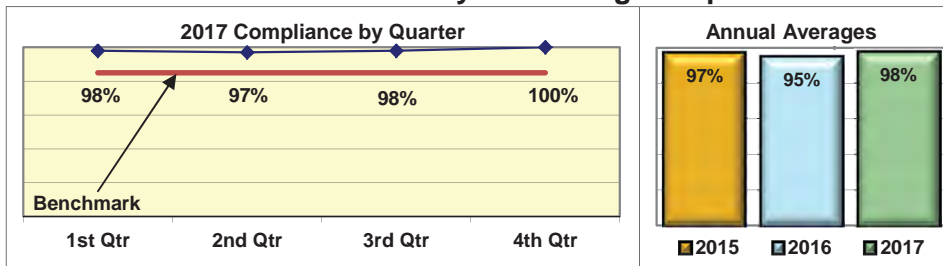
Lost Time First Report Filing Compliance



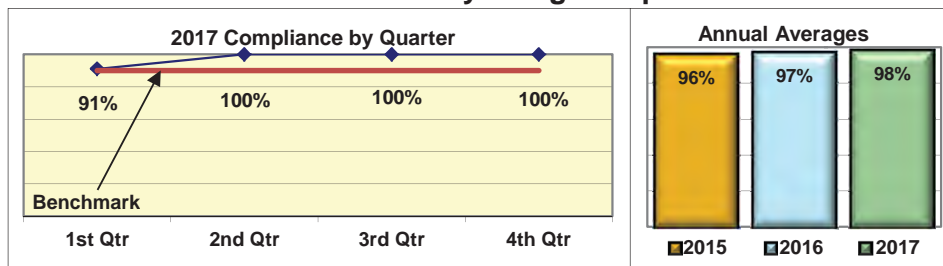
Initial Indemnity Payment Compliance



Initial Memorandum of Payment Filing Compliance



Initial Notice of Controversy Filing Compliance



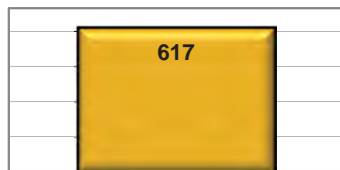
Summary

State of Maine Workers' Compensation Trust is a self-insured employer that administered its own claims in 2017 under the following name:

State of Maine Workers' Comp. Div

Utilization Analysis

Lost Time First Reports Received



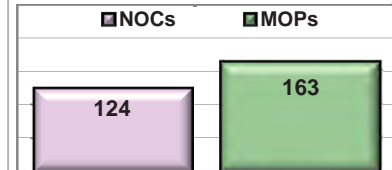
Activity on Lost Time First Reports

■ No Activity Required ■ Claims for Compensation



Activity on Claims for Compensation

■ NOCs ■ MOPs



Percent of Lost Time First Reports Denied
(Initial Indemnity NOCs / Lost Time First Reports)

20%

Percent of Claims for Compensation Denied
(Initial Indemnity NOCs / Claims for Compensation)

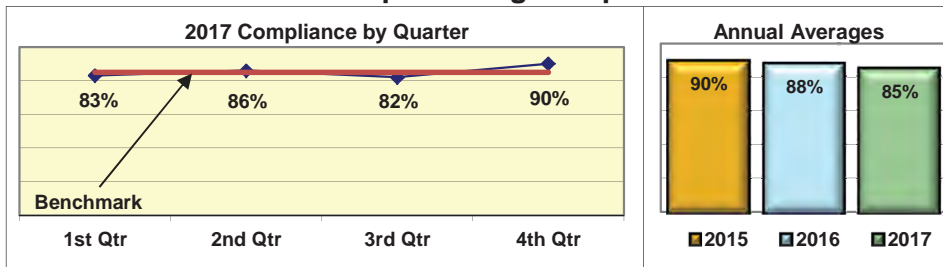
43%

Annual Compliance Report

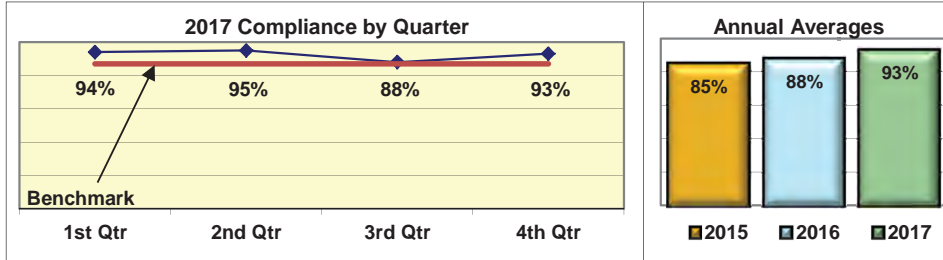
01/01/2017-12/31/2017

SYNERNET

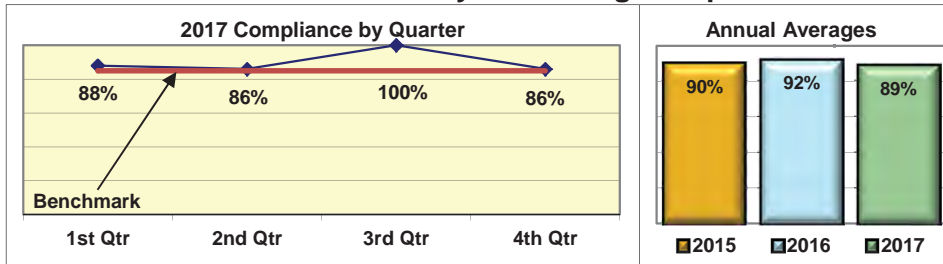
Lost Time First Report Filing Compliance



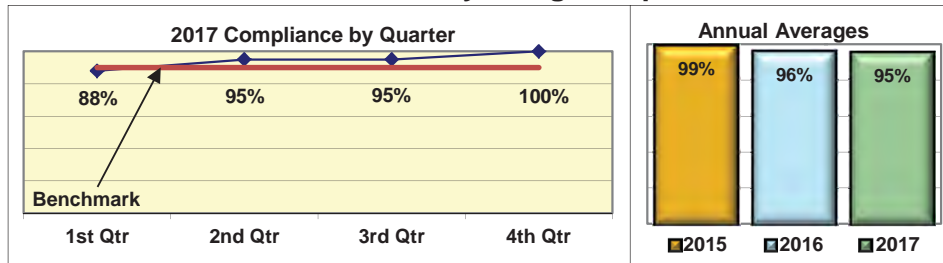
Initial Indemnity Payment Compliance



Initial Memorandum of Payment Filing Compliance



Initial Notice of Controversy Filing Compliance



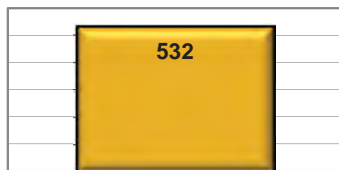
Summary

Synernet is a third party administrator that administered claims in 2017 for the following self-insured employers:

MaineHealth Workers' Comp.
Synernet Workers' Comp Fund

Utilization Analysis

Lost Time First Reports Received



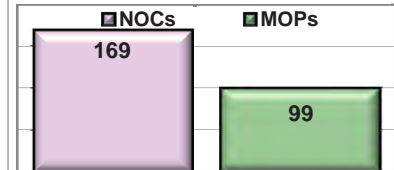
Activity on Lost Time First Reports

■ No Activity Required ■ Claims for Compensation



Activity on Claims for Compensation

■ NOCs ■ MOPs



Percent of Lost Time First Reports Denied
(Initial Indemnity NOCs / Lost Time First Reports)

32%

Percent of Claims for Compensation Denied
(Initial Indemnity NOCs / Claims for Compensation)

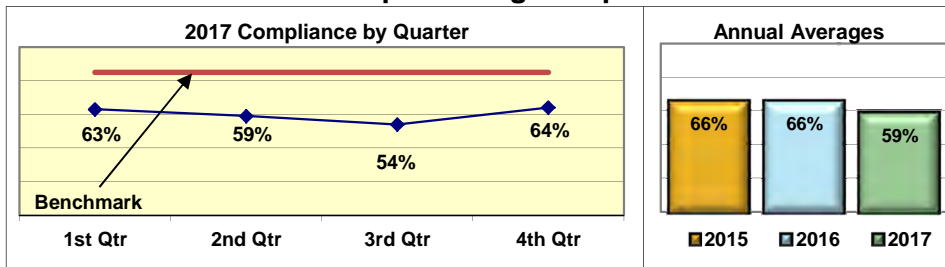
63%

Annual Compliance Report

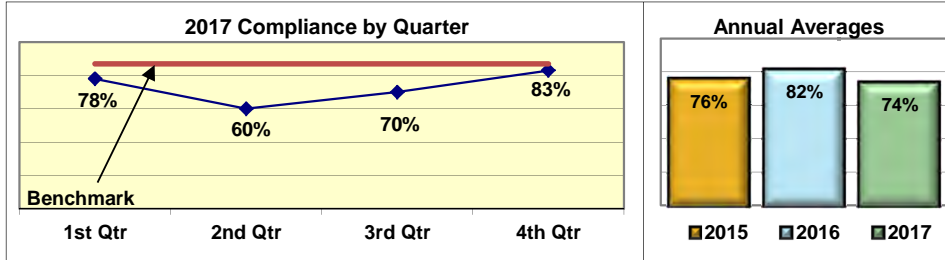
01/01/2017-12/31/2017

TRAVELERS INSURANCE

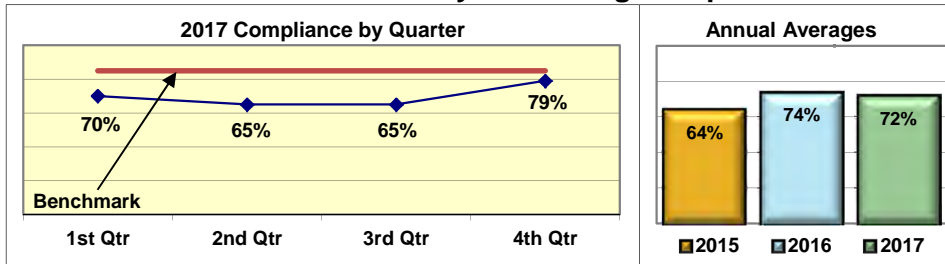
Lost Time First Report Filing Compliance



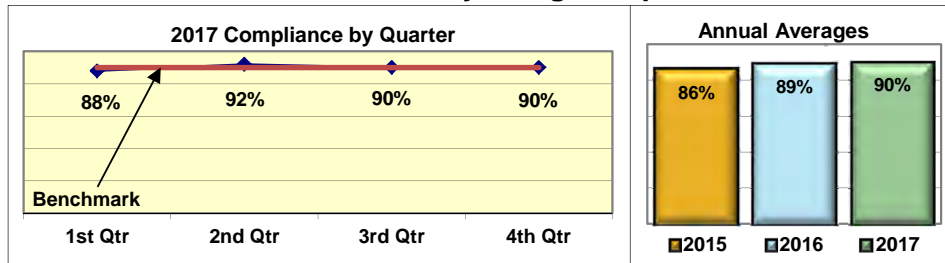
Initial Indemnity Payment Compliance



Initial Memorandum of Payment Filing Compliance



Initial Notice of Controversy Filing Compliance



Summary

Travelers Insurance is an insurer that administered its own claims and used third parties to administer claims in 2017 under the following rating companies:

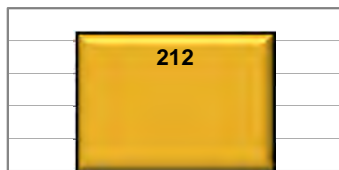
Charter Oak Fire Insurance
Farmington Casualty
Phoenix Insurance
Standard Fire Insurance
Travelers Casualty & Surety
Travelers Cas. Ins. Co. of America
Travelers Commercial Casualty
Travelers Indemnity Co. of America
Travelers Prop. Cas. of America

Travelers Insurance used the following third parties in 2017:

Alternative Service Concepts LLC
Cottingham & Butler Claims Svcs.
ESIS
Gallagher Bassett Services
Sedgwick Claims Management Svcs.
York Risk Services

Utilization Analysis

Lost Time First Reports Received



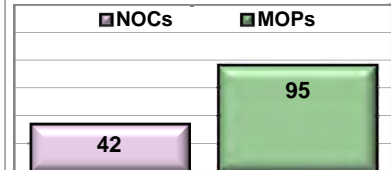
Activity on Lost Time First Reports

■ No Activity Required ■ Claims for Compensation



Activity on Claims for Compensation

■ NOCs ■ MOPs



Percent of Lost Time First Reports Denied
(Initial Indemnity NOCs / Lost Time First Reports)

20%

Percent of Claims for Compensation Denied
(Initial Indemnity NOCs / Claims for Compensation)

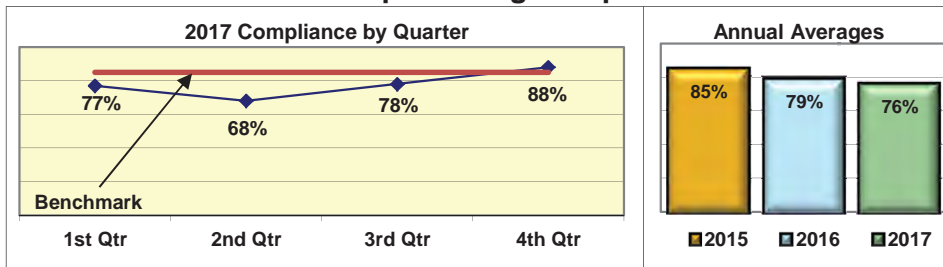
31%

Annual Compliance Report

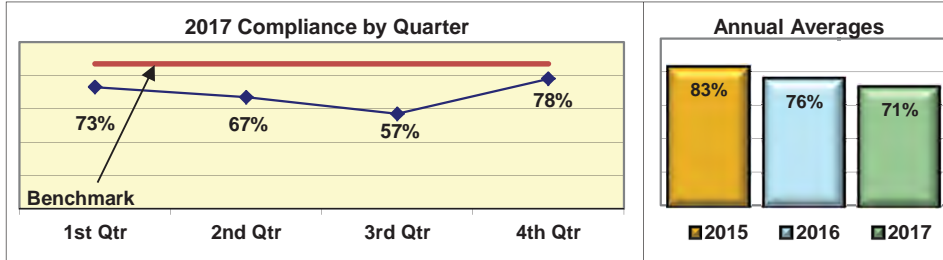
01/01/2017-12/31/2017

XL INSURANCE

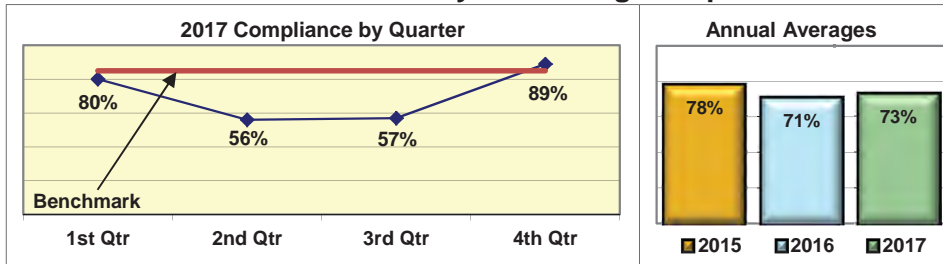
Lost Time First Report Filing Compliance



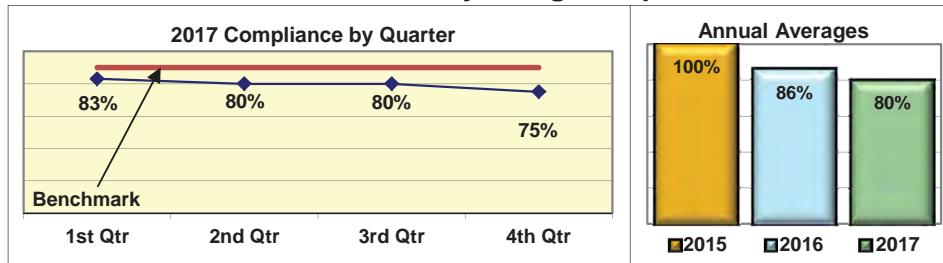
Initial Indemnity Payment Compliance



Initial Memorandum of Payment Filing Compliance



Initial Notice of Controversy Filing Compliance



Summary

XL Insurance is an insurer that used third parties to administer claims in 2017 under the following rating companies:

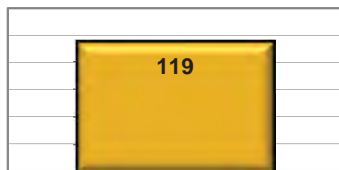
XL Insurance America
XL Specialty Insurance

XL Insurance used the following third parties in 2017:

Broadspire Services
CorVel Enterprise Comp.
Cottingham & Butler Claims Svcs.
ESIS
Gallagher Bassett Services
Sedgwick Claims Management Svcs.

Utilization Analysis

Lost Time First Reports Received



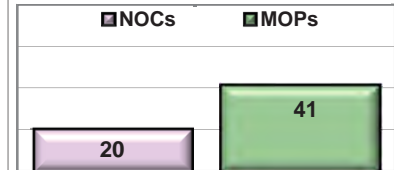
Activity on Lost Time First Reports

■ No Activity Required ■ Claims for Compensation



Activity on Claims for Compensation

■ NOCs ■ MOPs



Percent of Lost Time First Reports Denied

(Initial Indemnity NOCs / Lost Time First Reports)

17%

Percent of Claims for Compensation Denied

(Initial Indemnity NOCs / Claims for Compensation)

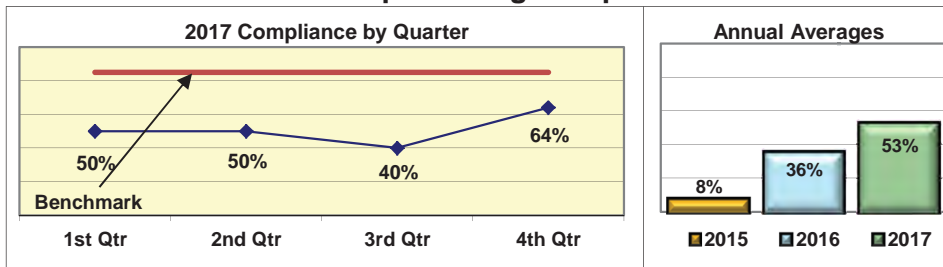
33%

Annual Compliance Report

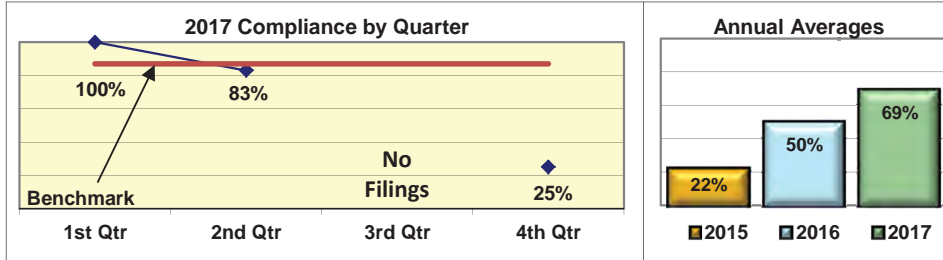
01/01/2017-12/31/2017

YORK RISK SERVICES

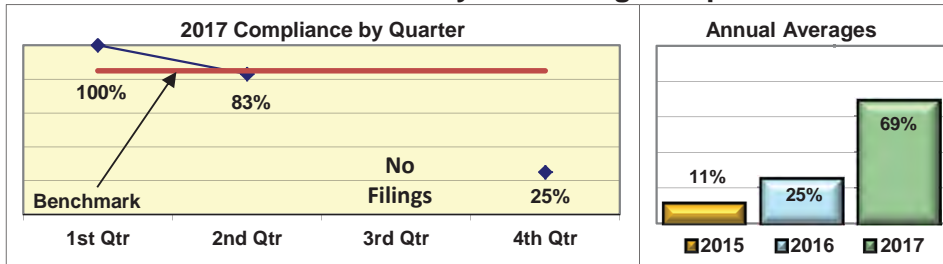
Lost Time First Report Filing Compliance



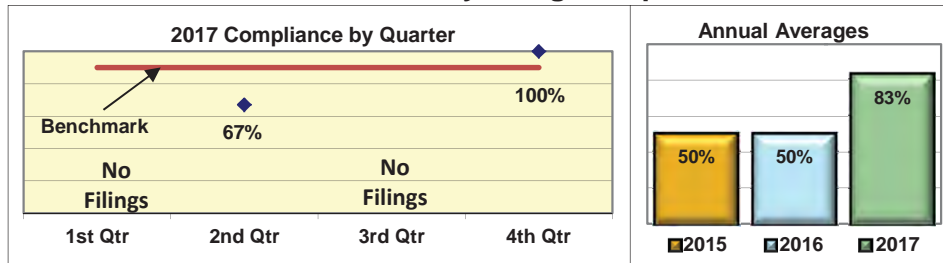
Initial Indemnity Payment Compliance



Initial Memorandum of Payment Filing Compliance



Initial Notice of Controversy Filing Compliance




Summary

York Risk Services is a third party administrator that administered claims in 2017 for the following rating companies:

ACE American Insurance
 Amerisure Mutual Insurance
 Arch Insurance
 Hartford Underwriters Insurance
 HDI Global Insurance
 Indemnity Ins. Co. of North America
 Protective Insurance
 Standard Fire Insurance

Utilization Analysis

Lost Time First Reports Received




Activity on Lost Time First Reports

■ No Activity Required ■ Claims for Compensation



Activity on Claims for Compensation

■ NOCs ■ MOPs



Percent of Lost Time First Reports Denied
 (Initial Indemnity NOCs / Lost Time First Reports)

18%

Percent of Claims for Compensation Denied
 (Initial Indemnity NOCs / Claims for Compensation)

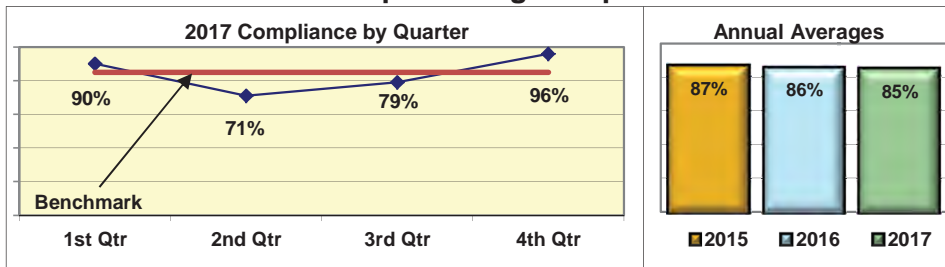
32%

Annual Compliance Report

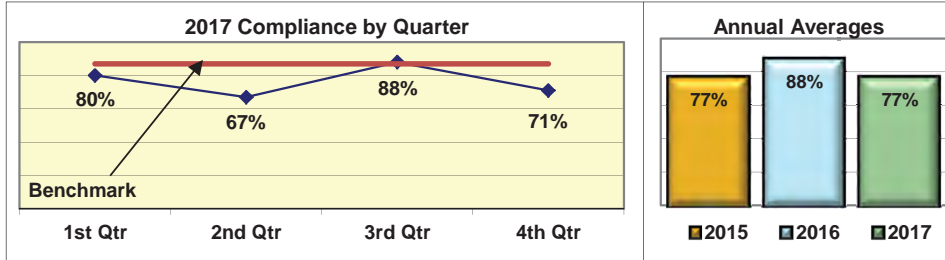
01/01/2017-12/31/2017

ZURICH INSURANCE

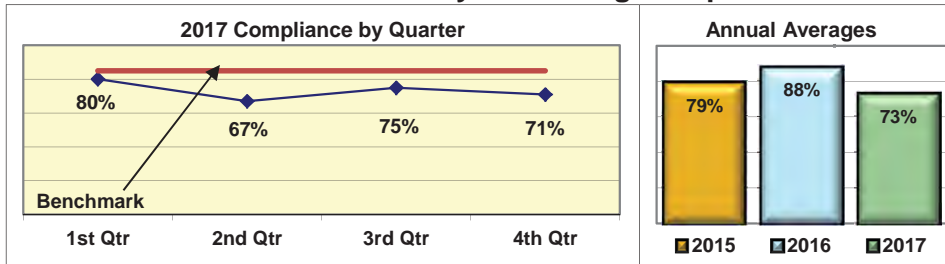
Lost Time First Report Filing Compliance



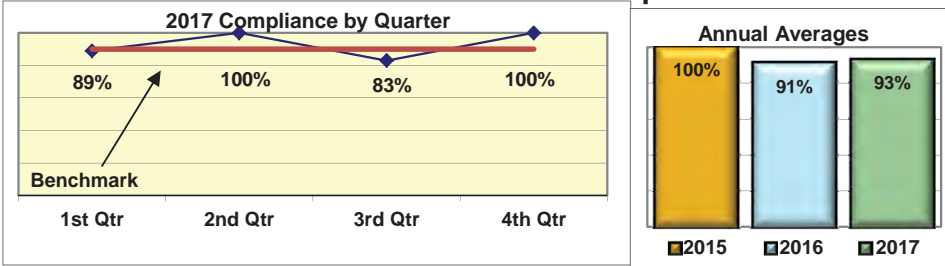
Initial Indemnity Payment Compliance



Initial Memorandum of Payment Filing Compliance



Initial Notice of Controversy Filing Compliance



Summary

Zurich Insurance is an insurer that administered its own claims and used third parties to administer claims in 2017 under the following rating companies:

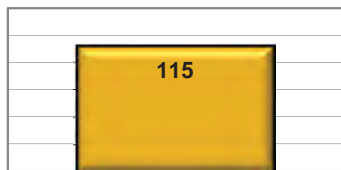
American Zurich Insurance
Zurich American Insurance
Zurich American Ins. Co. of Illinois

Zurich Insurance used the following third parties in 2017:

Broadspire Services
ESIS
Gallagher Bassett Services
Sedgwick Claims Management Svcs.

Utilization Analysis

Lost Time First Reports Received



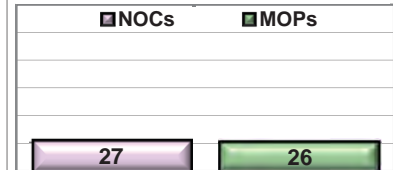
Activity on Lost Time First Reports

■ No Activity Required ■ Claims for Compensation



Activity on Claims for Compensation

■ NOCs ■ MOPs



Percent of Lost Time First Reports Denied (Initial Indemnity NOCs / Lost Time First Reports)

23%

Percent of Claims for Compensation Denied (Initial Indemnity NOCs / Claims for Compensation)

51%

INSURANCE GROUP COMPLIANCE

Lost Time FROI and Initial Indemnity Payments

Annual

1/1/2017 - 12/31/2017

Insurance Company	Total Lost Time FROIs Filed	Lost Time FROIs Filed Timely	Compliance Percentage	Total Initial Indemnity Payments Made	Initial Indemnity Payments Made Timely	Compliance Percentage
ACADIA INSURANCE	FROIs Filed	Timely FROIs	Compliance	Payments Made	Timely Payments	Compliance
CA010 ACADIA INSURANCE	350	250	71%	103	72	70%
Total	350	250	71% ▼	103	72	70% ▼
ACADIA INSURANCE Group Total	350	250	71% ▼	103	72	70% ▼
ACCIDENT FUND INSURANCE	FROIs Filed	Timely FROIs	Compliance	Payments Made	Timely Payments	Compliance
ACCIDENT FUND INSURANCE	*	*	*	*	*	*
Total	*	*	*	*	*	*
ACCIDENT FUND INSURANCE TPA Administered Claims						
CA190 GALLAGHER BASSETT SERVICES	1	1	100%	No Filings	No Filings	No Filings
TPA Total	1	1	100% ▲	No Filings	No Filings	No Filings
ACCIDENT FUND INSURANCE Group Total	1	1	100% ▲	No Filings	No Filings	No Filings
ACUITY MUTUAL INSURANCE	FROIs Filed	Timely FROIs	Compliance	Payments Made	Timely Payments	Compliance
CA418 ACUITY MUTUAL INSURANCE	3	3	100%	1	0	0%
Total	3	3	100% ▲	1	0	0% ▼
ACUITY MUTUAL INSURANCE Group Total	3	3	100% ▲	1	0	0% ▼
AIG INSURANCE	FROIs Filed	Timely FROIs	Compliance	Payments Made	Timely Payments	Compliance
CA015 AIG DOMESTIC CLAIMS	298	248	83%	128	111	87%
Total	298	248	83% ▼	128	111	87% ▲
AIG INSURANCE TPA Administered Claims						
CA160 ESIS	1	1	100%	No Filings	No Filings	No Filings
CA190 GALLAGHER BASSETT SERVICES	1	0	0%	1	1	100%
CA300 SEDGWICK CLAIMS MANAGEMENT SERVICES	4	4	100%	No Filings	No Filings	No Filings
TPA Total	6	5	83% ▼	1	1	100% ▲
AIG INSURANCE Group Total	304	253	83% ▼	129	112	87% ▲
ALTERNATIVE SERVICE CONCEPTS LLC	FROIs Filed	Timely FROIs	Compliance	Payments Made	Timely Payments	Compliance
CA012 ALTERNATIVE SERVICE CONCEPTS LLC	2	0	0%	2	1	50%
Total	2	0	0% ▼	2	1	50% ▼
ALTERNATIVE SERVICE CONCEPTS LLC Group Total	2	0	0% ▼	2	1	50% ▼
AMERISURE INSURANCE	FROIs Filed	Timely FROIs	Compliance	Payments Made	Timely Payments	Compliance
CA013 AMERISURE INSURANCE	*	*	*	*	*	*
AMERISURE MUTUAL INSURANCE	*	*	*	*	*	*
Total	*	*	*	*	*	*
AMERISURE INSURANCE TPA Administered Claims						
CA340 YORK RISK SERVICES	1	0	0%	No Filings	No Filings	No Filings
TPA Total	1	0	0% ▼	No Filings	No Filings	No Filings
AMERISURE INSURANCE Group Total	1	0	0% ▼	No Filings	No Filings	No Filings

Maine Workers' Compensation Board

Lost Time FROI Filing Benchmark: 85%

Initial Indemnity Payment Benchmark: 87%

* Indicates no claims activity

▲ Indicates benchmark met or exceeded

▼ Indicates benchmark not met

INSURANCE GROUP COMPLIANCE

Lost Time FROI and Initial Indemnity Payments

Annual

1/1/2017 - 12/31/2017

Insurance Company	Total Lost Time FROIs Filed	Lost Time FROIs Filed Timely	Compliance Percentage	Total Initial Indemnity Payments Made	Initial Indemnity Payments Made Timely	Compliance Percentage
AMTRUST INSURANCE	FROIs Filed	Timely FROIs	Compliance	Payments Made	Timely Payments	Compliance
CA342 TECHNOLOGY INSURANCE	21	10	48%	7	4	57%
CA381 WESCO INSURANCE	33	21	64%	12	10	83%
Total	54	31	57% ▼	19	14	74% ▼
AMTRUST INSURANCE Group Total	54	31	57% ▼	19	14	74% ▼
ARCH INSURANCE	FROIs Filed	Timely FROIs	Compliance	Payments Made	Timely Payments	Compliance
ARCH INSURANCE	*	*	*	*	*	*
Total	*	*	*	*	*	*
ARCH INSURANCE TPA Administered Claims						
CA040 BROADSPIRE SERVICES	8	7	88%	4	4	100%
CA117 COTTINGHAM & BUTLER CLAIMS SERVICES	14	12	86%	6	5	83%
CA190 GALLAGHER BASSETT SERVICES	28	19	68%	10	7	70%
CA204 HELMSMAN MANAGEMENT SERVICES	1	1	100%	No Filings	No Filings	No Filings
CA300 SEDGWICK CLAIMS MANAGEMENT SERVICES	37	32	86%	11	11	100%
CA340 YORK RISK SERVICES	6	4	67%	3	2	67%
TPA Total	94	75	80% ▼	34	29	85% ▼
ARCH INSURANCE Group Total	94	75	80% ▼	34	29	85% ▼
ATLANTIC SPECIALTY INSURANCE	FROIs Filed	Timely FROIs	Compliance	Payments Made	Timely Payments	Compliance
CA035 ATLANTIC SPECIALTY INSURANCE	*	*	*	*	*	*
Total	*	*	*	*	*	*
ATLANTIC SPECIALTY INSURANCE TPA Administered Claims						
CA190 GALLAGHER BASSETT SERVICES	1	0	0%	1	0	0%
TPA Total	1	0	0% ▼	1	0	0% ▼
ATLANTIC SPECIALTY INSURANCE Group Total	1	0	0% ▼	1	0	0% ▼
BATH IRON WORKS	FROIs Filed	Timely FROIs	Compliance	Payments Made	Timely Payments	Compliance
CA036 BATH IRON WORKS	338	327	97%	48	46	96%
Total	338	327	97% ▲	48	46	96% ▲
BATH IRON WORKS Group Total	338	327	97% ▲	48	46	96% ▲
BENCHMARK INSURANCE TPA Administered Claims	FROIs Filed	Timely FROIs	Compliance	Payments Made	Timely Payments	Compliance
CA433 NEXT LEVEL ADMINISTRATOR LLC	1	0	0%	1	1	100%
TPA Total	1	0	0% ▼	1	1	100% ▲
BENCHMARK INSURANCE Group Total	1	0	0% ▼	1	1	100% ▲

Maine Workers' Compensation Board

Lost Time FROI Filing Benchmark: 85%

Initial Indemnity Payment Benchmark: 87%

* Indicates no claims activity

▲ Indicates benchmark met or exceeded

▼ Indicates benchmark not met

INSURANCE GROUP COMPLIANCE

Lost Time FROI and Initial Indemnity Payments

Annual

1/1/2017 - 12/31/2017

Insurance Company	Total Lost Time FROIs Filed	Lost Time FROIs Filed Timely	Compliance Percentage	Total Initial Indemnity Payments Made	Initial Indemnity Payments Made Timely	Compliance Percentage
BERKSHIRE HATHAWAY INSURANCE	FROIs Filed	Timely FROIs	Compliance	Payments Made	Timely Payments	Compliance
CA115 CONTINENTAL INDEMNITY	2	1	50%	2	1	50%
CA293 REDWOOD FIRE AND CASUALTY INSURANCE	1	0	0%	1	1	100%
Total	3	1	33% ▼	3	2	67% ▼
BERKSHIRE HATHAWAY INSURANCE Group Total	3	1	33% ▼	3	2	67% ▼
BROADSPIRE SERVICES	FROIs Filed	Timely FROIs	Compliance	Payments Made	Timely Payments	Compliance
CA040 BROADSPIRE SERVICES	39	35	90%	13	13	100%
Total	39	35	90% ▲	13	13	100% ▲
BROADSPIRE SERVICES Group Total	39	35	90% ▲	13	13	100% ▲
BROTHERHOOD MUTUAL INSURANCE COMPANY	FROIs Filed	Timely FROIs	Compliance	Payments Made	Timely Payments	Compliance
CA043 BROTHERHOOD MUTUAL INSURANCE COMPANY	1	0	0%	No Filings	No Filings	No Filings
Total	1	0	0% ▼	No Filings	No Filings	No Filings
BROTHERHOOD MUTUAL INSURANCE COMPANY Group Total	1	0	0% ▼	No Filings	No Filings	No Filings
CANNON COCHRAN MANAGEMENT SERVICES	FROIs Filed	Timely FROIs	Compliance	Payments Made	Timely Payments	Compliance
CA070 CANNON COCHRAN MANAGEMENT SERVICES	633	518	82%	215	193	90%
Total	633	518	82% ▼	215	193	90% ▲
CANNON COCHRAN MANAGEMENT SERVICES Group Total	633	518	82% ▼	215	193	90% ▲
CHEROKEE INSURANCE	FROIs Filed	Timely FROIs	Compliance	Payments Made	Timely Payments	Compliance
CA044 CHEROKEE INSURANCE	1	0	0%	No Filings	No Filings	No Filings
Total	1	0	0% ▼	No Filings	No Filings	No Filings
CHEROKEE INSURANCE Group Total	1	0	0% ▼	No Filings	No Filings	No Filings

INSURANCE GROUP COMPLIANCE
Lost Time FROI and Initial Indemnity Payments
Annual
1/1/2017 - 12/31/2017

Insurance Company	Total Lost Time FROIs Filed	Lost Time FROIs Filed Timely	Compliance Percentage	Total Initial Indemnity Payments Made	Initial Indemnity Payments Made Timely	Compliance Percentage
CHUBB INSURANCE	FROIs Filed	Timely FROIs	Compliance	Payments Made	Timely Payments	Compliance
ACE AMERICAN INSURANCE COMPANY	*	*	*	*	*	*
ACE INSURANCE	*	*	*	*	*	*
CA046 CHUBB INSURANCE	*	*	*	*	*	*
INDEMNITY INS CO OF NORTH AMERICA	*	*	*	*	*	*
Total	*	*	*	*	*	*
CHUBB INSURANCE TPA Administered Claims						
CA012 ALTERNATIVE SERVICE CONCEPTS LLC	1	0	0%	1	1	100%
CA040 BROADSPIRE SERVICES	12	10	83%	3	3	100%
CA070 CANNON COCHRAN MANAGEMENT SERVICES	35	33	94%	17	17	100%
CA110 CONSTITUTION STATE SERVICES	31	21	68%	9	7	78%
CA116 CORVEL ENTERPRISE COMP	10	2	20%	2	1	50%
CA117 COTTINGHAM & BUTLER CLAIMS SERVICES	1	1	100%	No Filings	No Filings	No Filings
CA160 ESIS	57	30	53%	20	11	55%
CA190 GALLAGHER BASSETT SERVICES	117	81	69%	52	37	71%
CA204 HELMSMAN MANAGEMENT SERVICES	12	6	50%	2	2	100%
CA300 SEDGWICK CLAIMS MANAGEMENT SERVICES	318	307	97%	65	65	100%
CA340 YORK RISK SERVICES	7	4	57%	1	1	100%
TPA Total	601	495	82% ▼	172	145	84% ▼
CHUBB INSURANCE Group Total	601	495	82% ▼	172	145	84% ▼
CIANBRO CORPORATION	FROIs Filed	Timely FROIs	Compliance	Payments Made	Timely Payments	Compliance
CA085 CIANBRO CORPORATION	1	0	0%	1	0	0%
Total	1	0	0% ▼	1	0	0% ▼
CIANBRO CORPORATION Group Total	1	0	0% ▼	1	0	0% ▼
CLAIMS MANAGEMENT (WALMART)	FROIs Filed	Timely FROIs	Compliance	Payments Made	Timely Payments	Compliance
CA100 CLAIMS MANAGEMENT (WALMART)	189	171	90%	27	25	93%
Total	189	171	90% ▲	27	25	93% ▲
CLAIMS MANAGEMENT (WALMART) Group Total	189	171	90% ▲	27	25	93% ▲

INSURANCE GROUP COMPLIANCE
Lost Time FROI and Initial Indemnity Payments
Annual
1/1/2017 - 12/31/2017

Insurance Company	Total Lost Time FROIs Filed	Lost Time FROIs Filed Timely	Compliance Percentage		Total Initial Indemnity Payments Made	Initial Indemnity Payments Made Timely	Compliance Percentage	
CNA INSURANCE	FROIs Filed	Timely FROIs	Compliance		Payments Made	Timely Payments	Compliance	
CA017 AMERICAN CASUALTY COMPANY OF READING PA	1	1	100%		1	1	100%	
CA083 CNA CLAIMS PLUS	3	3	100%		3	2	67%	
CA050 CONTINENTAL CASUALTY	14	14	100%		1	1	100%	
CA314 TRANSPORTATION INSURANCE	2	2	100%		2	2	100%	
CA329 VALLEY FORGE INSURANCE COMPANY	1	1	100%		1	1	100%	
Total	21	21	100%	▲	8	7	88%	▲
CNA INSURANCE TPA Administered Claims								
CA190 GALLAGHER BASSETT SERVICES	3	3	100%		2	2	100%	
TPA Total	3	3	100%	▲	2	2	100%	▲
CNA INSURANCE Group Total	24	24	100%	▲	10	9	90%	▲
CONSTITUTION STATE SERVICES	FROIs Filed	Timely FROIs	Compliance		Payments Made	Timely Payments	Compliance	
CA110 CONSTITUTION STATE SERVICES	36	25	69%		11	8	73%	
Total	36	25	69%	▼	11	8	73%	▼
CONSTITUTION STATE SERVICES Group Total	36	25	69%	▼	11	8	73%	▼
CORVEL ENTERPRISE COMP	FROIs Filed	Timely FROIs	Compliance		Payments Made	Timely Payments	Compliance	
CA116 CORVEL ENTERPRISE COMP	43	10	23%		13	7	54%	
Total	43	10	23%	▼	13	7	54%	▼
CORVEL ENTERPRISE COMP Group Total	43	10	23%	▼	13	7	54%	▼
COTTINGHAM & BUTLER CLAIMS SERVICES	FROIs Filed	Timely FROIs	Compliance		Payments Made	Timely Payments	Compliance	
CA117 COTTINGHAM & BUTLER CLAIMS SERVICES	20	17	85%		9	7	78%	
Total	20	17	85%	▲	9	7	78%	▼
COTTINGHAM & BUTLER CLAIMS SERVICES Group Total	20	17	85%	▲	9	7	78%	▼
CROSS INSURANCE	FROIs Filed	Timely FROIs	Compliance		Payments Made	Timely Payments	Compliance	
CA093 CROSS INSURANCE	1204	1138	95%		146	137	94%	
Total	1204	1138	95%	▲	146	137	94%	▲
CROSS INSURANCE Group Total	1204	1138	95%	▲	146	137	94%	▲
EASTERN ALLIANCE INSURANCE	FROIs Filed	Timely FROIs	Compliance		Payments Made	Timely Payments	Compliance	
CA141 EASTERN ALLIANCE INSURANCE	7	6	86%		3	3	100%	
Total	7	6	86%	▲	3	3	100%	▲
EASTERN ALLIANCE INSURANCE Group Total	7	6	86%	▲	3	3	100%	▲

INSURANCE GROUP COMPLIANCE

Lost Time FROI and Initial Indemnity Payments

Annual

1/1/2017 - 12/31/2017

Insurance Company	Total Lost Time FROIs Filed	Lost Time FROIs Filed Timely	Compliance Percentage	Total Initial Indemnity Payments Made	Initial Indemnity Payments Made Timely	Compliance Percentage
ELECTRIC INSURANCE	FROIs Filed	Timely FROIs	Compliance	Payments Made	Timely Payments	Compliance
CA150 ELECTRIC INSURANCE	*	*	*	*	*	*
Total	*	*	*	*	*	*
ELECTRIC INSURANCE TPA Administered Claims						
CA300 SEDGWICK CLAIMS MANAGEMENT SERVICES	22	21	95%	6	6	100%
TPA Total	22	21	95% ▲	6	6	100% ▲
ELECTRIC INSURANCE Group Total	22	21	95% ▲	6	6	100% ▲
ESIS	FROIs Filed	Timely FROIs	Compliance	Payments Made	Timely Payments	Compliance
CA160 ESIS	90	48	53%	29	18	62%
Total	90	48	53% ▼	29	18	62% ▼
ESIS Group Total	90	48	53% ▼	29	18	62% ▼
EVEREST REINS HOLDINGS GROUP	FROIs Filed	Timely FROIs	Compliance	Payments Made	Timely Payments	Compliance
EVEREST REINS HOLDINGS	*	*	*	*	*	*
Total	*	*	*	*	*	*
EVEREST REINS HOLDINGS GROUP TPA Administered Claims						
CA190 GALLAGHER BASSETT SERVICES	1	0	0%	1	0	0%
CA300 SEDGWICK CLAIMS MANAGEMENT SERVICES	2	0	0%	No Filings	No Filings	No Filings
TPA Total	3	0	0% ▼	1	0	0% ▼
EVEREST REINS HOLDINGS GROUP Group Total	3	0	0% ▼	1	0	0% ▼
FEDERATED MUTUAL INSURANCE	FROIs Filed	Timely FROIs	Compliance	Payments Made	Timely Payments	Compliance
CA091 FEDERATED MUTUAL INSURANCE	18	6	33%	8	5	63%
CA092 FEDERATED SERVICE INSURANCE	4	3	75%	2	2	100%
Total	22	9	41% ▼	10	7	70% ▼
FEDERATED MUTUAL INSURANCE Group Total	22	9	41% ▼	10	7	70% ▼
FIREMAN'S FUND INSURANCE	FROIs Filed	Timely FROIs	Compliance	Payments Made	Timely Payments	Compliance
CA170 FIREMAN'S FUND INSURANCE	1	0	0%	No Filings	No Filings	No Filings
Total	1	0	0% ▼	No Filings	No Filings	No Filings
FIREMAN'S FUND INSURANCE Group Total	1	0	0% ▼	No Filings	No Filings	No Filings
FRANKENMUTH INSURANCE	FROIs Filed	Timely FROIs	Compliance	Payments Made	Timely Payments	Compliance
CA095 FRANKENMUTH INSURANCE	1	0	0%	1	1	100%
Total	1	0	0% ▼	1	1	100% ▲
FRANKENMUTH INSURANCE Group Total	1	0	0% ▼	1	1	100% ▲

Maine Workers' Compensation Board

Lost Time FROI Filing Benchmark: 85%

Initial Indemnity Payment Benchmark: 87%

* Indicates no claims activity

▲ Indicates benchmark met or exceeded

▼ Indicates benchmark not met

INSURANCE GROUP COMPLIANCE

Lost Time FROI and Initial Indemnity Payments

Annual

1/1/2017 - 12/31/2017

Insurance Company	Total Lost Time FROIs Filed	Lost Time FROIs Filed Timely	Compliance Percentage	Total Initial Indemnity Payments Made	Initial Indemnity Payments Made Timely	Compliance Percentage
FUTURECOMP	FROIs Filed	Timely FROIs	Compliance	Payments Made	Timely Payments	Compliance
CA175 FUTURECOMP	247	232	94%	58	46	79%
Total	247	232	94% ▲	58	46	79% ▼
FUTURECOMP Group Total	247	232	94% ▲	58	46	79% ▼
GALLAGHER BASSETT SERVICES	FROIs Filed	Timely FROIs	Compliance	Payments Made	Timely Payments	Compliance
CA190 GALLAGHER BASSETT SERVICES	343	246	72%	150	102	68%
Total	343	246	72% ▼	150	102	68% ▼
GALLAGHER BASSETT SERVICES Group Total	343	246	72% ▼	150	102	68% ▼
GREAT AMERICAN INSURANCE	FROIs Filed	Timely FROIs	Compliance	Payments Made	Timely Payments	Compliance
CA193 GREAT AMERICAN INSURANCE	1	0	0%	No Filings	No Filings	No Filings
Total	1	0	0% ▼	No Filings	No Filings	No Filings
GREAT AMERICAN INSURANCE TPA Administered Claims						
CA323 THE AMERICAN EQUITY UNDERWRITERS	7	1	14%	No Filings	No Filings	No Filings
TPA Total	7	1	14% ▼	No Filings	No Filings	No Filings
GREAT AMERICAN INSURANCE Group Total	8	1	13% ▼	No Filings	No Filings	No Filings
GREAT FALLS INSURANCE	FROIs Filed	Timely FROIs	Compliance	Payments Made	Timely Payments	Compliance
GREAT FALLS INSURANCE	*	*	*	*	*	*
Total	*	*	*	*	*	*
GREAT FALLS INSURANCE TPA Administered Claims						
CA070 CANNON COCHRAN MANAGEMENT SERVICES	329	246	75%	114	102	89%
TPA Total	329	246	75% ▼	114	102	89% ▲
GREAT FALLS INSURANCE Group Total	329	246	75% ▼	114	102	89% ▲
GREAT WEST INSURANCE	FROIs Filed	Timely FROIs	Compliance	Payments Made	Timely Payments	Compliance
CA196 GREAT WEST INSURANCE	1	0	0%	1	1	100%
Total	1	0	0% ▼	1	1	100% ▲
GREAT WEST INSURANCE Group Total	1	0	0% ▼	1	1	100% ▲
GUARD INSURANCE	FROIs Filed	Timely FROIs	Compliance	Payments Made	Timely Payments	Compliance
CA019 AMGUARD INSURANCE	50	22	44%	14	12	86%
CA140 EASTGUARD INSURANCE	7	3	43%	2	2	100%
CA272 NORGUARD INSURANCE	5	3	60%	2	2	100%
Total	62	28	45% ▼	18	16	89% ▲
GUARD INSURANCE Group Total	62	28	45% ▼	18	16	89% ▲

INSURANCE GROUP COMPLIANCE

Lost Time FROI and Initial Indemnity Payments

Annual

1/1/2017 - 12/31/2017

Insurance Company	Total Lost Time FROIs Filed	Lost Time FROIs Filed Timely	Compliance Percentage	Total Initial Indemnity Payments Made	Initial Indemnity Payments Made Timely	Compliance Percentage
HANNAFORD BROTHERS	FROIs Filed	Timely FROIs	Compliance	Payments Made	Timely Payments	Compliance
CA201 HANNAFORD BROTHERS	265	187	71%	109	89	82%
Total	265	187	71% ▼	109	89	82% ▼
HANNAFORD BROTHERS Group Total	265	187	71% ▼	109	89	82% ▼
HANNOVER INSURANCE	FROIs Filed	Timely FROIs	Compliance	Payments Made	Timely Payments	Compliance
HANNOVER INSURANCE	*	*	*	*	*	*
Total	*	*	*	*	*	*
HANNOVER INSURANCE TPA Administered Claims						
CA340 YORK RISK SERVICES	8	4	50%	4	3	75%
TPA Total	8	4	50% ▼	4	3	75% ▼
HANNOVER INSURANCE Group Total	8	4	50% ▼	4	3	75% ▼
HANOVER INSURANCE	FROIs Filed	Timely FROIs	Compliance	Payments Made	Timely Payments	Compliance
CA428 ALLMERICA FINANCIAL BENEFIT INSURANCE	4	2	50%	3	2	67%
CA048 CITIZENS INSURANCE COMPANY OF AMERICA	20	14	70%	5	5	100%
CA429 HANOVER AMERICAN INSURANCE	3	1	33%	1	1	100%
CA202 HANOVER INSURANCE	14	7	50%	4	4	100%
CA228 MASSACHUSETTS BAY INSURANCE	5	5	100%	2	2	100%
Total	46	29	63% ▼	15	14	93% ▲
HANOVER INSURANCE Group Total	46	29	63% ▼	15	14	93% ▲

Maine Workers' Compensation Board

Lost Time FROI Filing Benchmark: 85%

Initial Indemnity Payment Benchmark: 87%

* Indicates no claims activity

▲ Indicates benchmark met or exceeded

▼ Indicates benchmark not met

INSURANCE GROUP COMPLIANCE
Lost Time FROI and Initial Indemnity Payments
Annual
1/1/2017 - 12/31/2017

Insurance Company	Total Lost Time FROIs Filed	Lost Time FROIs Filed Timely	Compliance Percentage	Total Initial Indemnity Payments Made	Initial Indemnity Payments Made Timely	Compliance Percentage
HARTFORD INSURANCE	FROIs Filed	Timely FROIs	Compliance	Payments Made	Timely Payments	Compliance
CA188 HARTFORD ACCIDENT & INDEMNITY	5	5	100%	No Filings	No Filings	No Filings
CA185 HARTFORD CASUALTY INSURANCE	15	10	67%	9	7	78%
CA203 HARTFORD FIRE INSURANCE	22	19	86%	4	4	100%
CA186 HARTFORD INSURANCE COMPANY OF THE MIDWEST	7	5	71%	1	1	100%
CA187 HARTFORD UNDERWRITERS INSURANCE	25	18	72%	6	5	83%
CA288 PROPERTY & CASUALTY INSURANCE COMPANY OF HARTFORD	12	9	75%	5	4	80%
CA296 SENTINEL INSURANCE	5	2	40%	No Filings	No Filings	No Filings
CA319 TRUMBULL INSURANCE	77	66	86%	25	25	100%
CA321 TWIN CITY FIRE INSURANCE	19	15	79%	6	6	100%
Total	187	149	80% ▼	56	52	93% ▲
HARTFORD INSURANCE TPA Administered Claims						
CA040 BROADSPIRE SERVICES	3	3	100%	1	1	100%
CA070 CANNON COCHRAN MANAGEMENT SERVICES	9	8	89%	3	3	100%
CA116 CORVEL ENTERPRISE COMP	17	6	35%	4	2	50%
CA190 GALLAGHER BASSETT SERVICES	2	1	50%	1	1	100%
CA300 SEDGWICK CLAIMS MANAGEMENT SERVICES	29	25	86%	8	6	75%
CA323 THE AMERICAN EQUITY UNDERWRITERS	1	0	0%	No Filings	No Filings	No Filings
CA280 TRISTAR RISK ENTERPRISE MANAGEMENT	1	0	0%	No Filings	No Filings	No Filings
CA340 YORK RISK SERVICES	1	1	100%	No Filings	No Filings	No Filings
TPA Total	63	44	70% ▼	17	13	76% ▼
HARTFORD INSURANCE Group Total	250	193	77% ▼	73	65	89% ▲
HELMSMAN MANAGEMENT SERVICES	FROIs Filed	Timely FROIs	Compliance	Payments Made	Timely Payments	Compliance
CA204 HELMSMAN MANAGEMENT SERVICES	42	19	45%	15	12	80%
Total	42	19	45% ▼	15	12	80% ▼
HELMSMAN MANAGEMENT SERVICES Group Total	42	19	45% ▼	15	12	80% ▼

INSURANCE GROUP COMPLIANCE
Lost Time FROI and Initial Indemnity Payments
Annual
1/1/2017 - 12/31/2017

Insurance Company	Total Lost Time FROIs Filed	Lost Time FROIs Filed Timely	Compliance Percentage	Total Initial Indemnity Payments Made	Initial Indemnity Payments Made Timely	Compliance Percentage
LIBERTY MUTUAL INSURANCE	FROIs Filed	Timely FROIs	Compliance	Payments Made	Timely Payments	Compliance
CA003 AMERICAN FIRE & CASUALTY INSURANCE	8	4	50%	1	1	100%
CA380 EMPLOYERS INSURANCE OF WAUSAU	7	6	86%	3	3	100%
CA162 EXCELSIOR INSURANCE	2	2	100%	2	2	100%
CA210 LIBERTY MUTUAL INSURANCE	203	171	84%	88	73	83%
CA406 OHIO CASUALTY INSURANCE	4	1	25%	1	1	100%
CA407 OHIO SECURITY INSURANCE	23	15	65%	8	5	63%
CA283 PEERLESS INDEMNITY INSURANCE	10	9	90%	1	1	100%
CA275 PEERLESS INSURANCE	40	26	65%	18	13	72%
CA309 THE NETHERLANDS INSURANCE	5	4	80%	2	2	100%
CA408 WEST AMERICAN INSURANCE	2	1	50%	No Filings	No Filings	No Filings
Total	304	239	79% ▼	124	101	81% ▼
LIBERTY MUTUAL INSURANCE Group Total	304	239	79% ▼	124	101	81% ▼
MACY'S CORPORATE SERVICES	FROIs Filed	Timely FROIs	Compliance	Payments Made	Timely Payments	Compliance
CA213 MACY'S CORPORATE SERVICES	4	4	100%	2	2	100%
Total	4	4	100% ▲	2	2	100% ▲
MACY'S CORPORATE SERVICES Group Total	4	4	100% ▲	2	2	100% ▲
MAINE AUTOMOBILE DEALERS ASSOCIATION	FROIs Filed	Timely FROIs	Compliance	Payments Made	Timely Payments	Compliance
CA220 MAINE AUTOMOBILE DEALERS ASSOCIATION	138	124	90%	47	40	85%
Total	138	124	90% ▲	47	40	85% ▼
MAINE AUTOMOBILE DEALERS ASSOCIATION Group Total	138	124	90% ▲	47	40	85% ▼
MAINE EMPLOYERS' MUTUAL INSURANCE	FROIs Filed	Timely FROIs	Compliance	Payments Made	Timely Payments	Compliance
CA260 MAINE EMPLOYERS' MUTUAL INSURANCE	5382	4321	80%	1383	1310	95%
Total	5382	4321	80% ▼	1383	1310	95% ▲
MAINE EMPLOYERS' MUTUAL INSURANCE Group Total	5382	4321	80% ▼	1383	1310	95% ▲
MAINE HEALTHCARE ASSOCIATION	FROIs Filed	Timely FROIs	Compliance	Payments Made	Timely Payments	Compliance
CA234 MAINE HEALTHCARE ASSOCIATION	117	103	88%	22	13	59%
Total	117	103	88% ▲	22	13	59% ▼
MAINE HEALTHCARE ASSOCIATION Group Total	117	103	88% ▲	22	13	59% ▼
MAINE MOTOR TRANSPORT ASSOCIATION	FROIs Filed	Timely FROIs	Compliance	Payments Made	Timely Payments	Compliance
CA230 MAINE MOTOR TRANSPORT ASSOCIATION	176	169	96%	34	33	97%
Total	176	169	96% ▲	34	33	97% ▲
MAINE MOTOR TRANSPORT ASSOCIATION Group Total	176	169	96% ▲	34	33	97% ▲

INSURANCE GROUP COMPLIANCE

Lost Time FROI and Initial Indemnity Payments

Annual

1/1/2017 - 12/31/2017

Insurance Company	Total Lost Time FROIs Filed	Lost Time FROIs Filed Timely	Compliance Percentage	Total Initial Indemnity Payments Made	Initial Indemnity Payments Made Timely	Compliance Percentage
MAINE MUNICIPAL ASSOCIATION	FROIs Filed	Timely FROIs	Compliance	Payments Made	Timely Payments	Compliance
CA225 MAINE MUNICIPAL ASSOCIATION	879	827	94%	245	231	94%
Total	879	827	94% ▲	245	231	94% ▲
MAINE MUNICIPAL ASSOCIATION Group Total	879	827	94% ▲	245	231	94% ▲
MAINE SCHOOL MANAGEMENT ASSOCIATION	FROIs Filed	Timely FROIs	Compliance	Payments Made	Timely Payments	Compliance
CA250 MAINE SCHOOL MANAGEMENT ASSOCIATION	348	340	98%	94	93	99%
Total	348	340	98% ▲	94	93	99% ▲
MAINE SCHOOL MANAGEMENT ASSOCIATION Group Total	348	340	98% ▲	94	93	99% ▲
MEADOWBROOK INSURANCE	FROIs Filed	Timely FROIs	Compliance	Payments Made	Timely Payments	Compliance
CA255 MEADOWBROOK INSURANCE	11	8	73%	7	7	100%
Total	11	8	73% ▼	7	7	100% ▲
MEADOWBROOK INSURANCE Group Total	11	8	73% ▼	7	7	100% ▲
MITSUI SUMITOMO INS CO OF AMERICA	FROIs Filed	Timely FROIs	Compliance	Payments Made	Timely Payments	Compliance
MITSUI SUMITOMO INS CO OF AMERICA	*	*	*	*	*	*
Total	*	*	*	*	*	*
MITSUI SUMITOMO INS CO OF AMERICA TPA Administered Claims						
CA190 GALLAGHER BASSETT SERVICES	1	0	0%	1	0	0%
TPA Total	1	0	0% ▼	1	0	0% ▼
MITSUI SUMITOMO INS CO OF AMERICA Group Total	1	0	0% ▼	1	0	0% ▼
NATIONAL INTERSTATE INSURANCE	FROIs Filed	Timely FROIs	Compliance	Payments Made	Timely Payments	Compliance
CA267 NATIONAL INTERSTATE INSURANCE	5	5	100%	3	3	100%
Total	5	5	100% ▲	3	3	100% ▲
NATIONAL INTERSTATE INSURANCE Group Total	5	5	100% ▲	3	3	100% ▲
NATIONWIDE INSURANCE	FROIs Filed	Timely FROIs	Compliance	Payments Made	Timely Payments	Compliance
CA289 NATIONAL CASUALTY	2	1	50%	No Filings	No Filings	No Filings
CA291 NATIONWIDE AGRIBUSINESS INSURANCE	4	2	50%	4	3	75%
Total	6	3	50% ▼	4	3	75% ▼
NATIONWIDE INSURANCE Group Total	6	3	50% ▼	4	3	75% ▼
NGM INSURANCE	FROIs Filed	Timely FROIs	Compliance	Payments Made	Timely Payments	Compliance
CA265 NGM INSURANCE	6	3	50%	2	0	0%
Total	6	3	50% ▼	2	0	0% ▼
NGM INSURANCE Group Total	6	3	50% ▼	2	0	0% ▼

Maine Workers' Compensation Board

Lost Time FROI Filing Benchmark: 85%

Initial Indemnity Payment Benchmark: 87%

* Indicates no claims activity

▲ Indicates benchmark met or exceeded

▼ Indicates benchmark not met

INSURANCE GROUP COMPLIANCE
Lost Time FROI and Initial Indemnity Payments
Annual
1/1/2017 - 12/31/2017

Insurance Company	Total Lost Time FROIs Filed	Lost Time FROIs Filed Timely	Compliance Percentage	Total Initial Indemnity Payments Made	Initial Indemnity Payments Made Timely	Compliance Percentage
NORTH RIVER INSURANCE CA257 NORTH RIVER INSURANCE	FROIs Filed *	Timely FROIs *	Compliance *	Payments Made *	Timely Payments *	Compliance *
Total	*	*	*	*	*	*
NORTH RIVER INSURANCE TPA Administered Claims CA040 BROADSPIRE SERVICES	6	5	83%	2	2	100%
TPA Total	6	5	83% ▼	2	2	100% ▲
NORTH RIVER INSURANCE Group Total	6	5	83% ▼	2	2	100% ▲
OBI NATIONAL INSURANCE OBI NATIONAL INSURANCE	FROIs Filed *	Timely FROIs *	Compliance *	Payments Made *	Timely Payments *	Compliance *
Total	*	*	*	*	*	*
OBI NATIONAL INSURANCE TPA Administered Claims CA190 GALLAGHER BASSETT SERVICES	1	0	0%	No Filings	No Filings	No Filings
TPA Total	1	0	0% ▼	No Filings	No Filings	No Filings
OBI NATIONAL INSURANCE Group Total	1	0	0% ▼	No Filings	No Filings	No Filings
OLD REPUBLIC INSURANCE OLD REPUBLIC GENERAL INSURANCE CORP. OLD REPUBLIC INSURANCE	FROIs Filed * *	Timely FROIs * *	Compliance * *	Payments Made * *	Timely Payments * *	Compliance * *
Total	*	*	*	*	*	*
OLD REPUBLIC INSURANCE TPA Administered Claims CA070 CANNON COCHRAN MANAGEMENT SERVICES CA110 CONSTITUTION STATE SERVICES CA116 CORVEL ENTERPRISE COMP CA160 ESIS CA190 GALLAGHER BASSETT SERVICES CA300 SEDGWICK CLAIMS MANAGEMENT SERVICES CA280 TRISTAR RISK ENTERPRISE MANAGEMENT	25 5 1 4 15 30 4	21 4 1 3 14 29 1	84% 80% 100% 75% 93% 97% 25%	5 2 No Filings 2 4 9 4	4 1 No Filings 2 3 9 4	80% 50% No Filings 100% 75% 100% 100%
TPA Total	84	73	87% ▲	26	23	88% ▲
OLD REPUBLIC INSURANCE Group Total	84	73	87% ▲	26	23	88% ▲

INSURANCE GROUP COMPLIANCE
Lost Time FROI and Initial Indemnity Payments
Annual
1/1/2017 - 12/31/2017

Insurance Company	Total Lost Time FROIs Filed	Lost Time FROIs Filed Timely	Compliance Percentage	Total Initial Indemnity Payments Made	Initial Indemnity Payments Made Timely	Compliance Percentage
PENNSYLVANIA MFG ASSN	FROIs Filed	Timely FROIs	Compliance	Payments Made	Timely Payments	Compliance
MANUFACTURERS ALLIANCE INSURANCE	*	*	*	*	*	*
PENNSYLVANIA MFG ASSN	*	*	*	*	*	*
PENNSYLVANIA MFG INDEMNITY CO	*	*	*	*	*	*
Total	*	*	*	*	*	*
PENNSYLVANIA MFG ASSN TPA Administered Claims						
CA190 GALLAGHER BASSETT SERVICES	27	20	74%	11	4	36%
CA323 THE AMERICAN EQUITY UNDERWRITERS	11	5	45%	No Filings	No Filings	No Filings
TPA Total	38	25	66% ▼	11	4	36% ▼
PENNSYLVANIA MFG ASSN Group Total	38	25	66% ▼	11	4	36% ▼
PROTECTIVE INSURANCE	FROIs Filed	Timely FROIs	Compliance	Payments Made	Timely Payments	Compliance
CA277 PROTECTIVE INSURANCE COMPANY	*	*	*	*	*	*
Total	*	*	*	*	*	*
PROTECTIVE INSURANCE TPA Administered Claims						
CA340 YORK RISK SERVICES	8	3	38%	4	2	50%
TPA Total	8	3	38% ▼	4	2	50% ▼
PROTECTIVE INSURANCE Group Total	8	3	38% ▼	4	2	50% ▼
QBE INSURANCE GROUP	FROIs Filed	Timely FROIs	Compliance	Payments Made	Timely Payments	Compliance
QBE INSURANCE GROUP	*	*	*	*	*	*
Total	*	*	*	*	*	*
QBE INSURANCE GROUP TPA Administered Claims						
CA300 SEDGWICK CLAIMS MANAGEMENT SERVICES	38	32	84%	14	13	93%
TPA Total	38	32	84% ▼	14	13	93% ▲
QBE INSURANCE GROUP Group Total	38	32	84% ▼	14	13	93% ▲
SAFETY NATIONAL CASUALTY CORP	FROIs Filed	Timely FROIs	Compliance	Payments Made	Timely Payments	Compliance
SAFETY NATIONAL CASUALTY CORP	*	*	*	*	*	*
Total	*	*	*	*	*	*
SAFETY NATIONAL CASUALTY CORP TPA Administered Claims						
CA040 BROADSPIRE SERVICES	2	2	100%	1	1	100%
CA070 CANNON COCHRAN MANAGEMENT SERVICES	8	8	100%	1	1	100%
CA116 CORVEL ENTERPRISE COMP	12	1	8%	4	3	75%
CA160 ESIS	1	0	0%	1	0	0%
CA190 GALLAGHER BASSETT SERVICES	31	25	81%	13	10	77%
CA300 SEDGWICK CLAIMS MANAGEMENT SERVICES	37	30	81%	6	5	83%
TPA Total	91	66	73% ▼	26	20	77% ▼
SAFETY NATIONAL CASUALTY CORP Group Total	91	66	73% ▼	26	20	77% ▼

INSURANCE GROUP COMPLIANCE
Lost Time FROI and Initial Indemnity Payments
Annual
1/1/2017 - 12/31/2017

Insurance Company	Total Lost Time FROIs Filed	Lost Time FROIs Filed Timely	Compliance Percentage	Total Initial Indemnity Payments Made	Initial Indemnity Payments Made Timely	Compliance Percentage
SEDGWICK CLAIMS MANAGEMENT SERVICES	FROIs Filed	Timely FROIs	Compliance	Payments Made	Timely Payments	Compliance
CA300 SEDGWICK CLAIMS MANAGEMENT SERVICES	770	717	93%	180	173	96%
Total	770	717	93% ▲	180	173	96% ▲
SEDGWICK CLAIMS MANAGEMENT SERVICES Group Total	770	717	93% ▲	180	173	96% ▲
SENTRY INSURANCE	FROIs Filed	Timely FROIs	Compliance	Payments Made	Timely Payments	Compliance
CA426 MIDDLESEX INSURANCE COMPANY	4	3	75%	1	1	100%
CA402 SENTRY CASUALTY	30	23	77%	15	15	100%
CA305 SENTRY INSURANCE	11	7	64%	3	3	100%
CA308 SENTRY SELECT INSURANCE	2	2	100%	No Filings	No Filings	No Filings
Total	47	35	74% ▼	19	19	100% ▲
SENTRY INSURANCE Group Total	47	35	74% ▼	19	19	100% ▲
SOMPO JAPAN INSURANCE	FROIs Filed	Timely FROIs	Compliance	Payments Made	Timely Payments	Compliance
SOMPO JAPAN INSURANCE COMPANY OF AMERICA	*	*	*	*	*	*
Total	*	*	*	*	*	*
SOMPO JAPAN INSURANCE TPA Administered Claims						
CA040 BROADSPIRE SERVICES	2	2	100%	No Filings	No Filings	No Filings
TPA Total	2	2	100% ▲	No Filings	No Filings	No Filings
SOMPO JAPAN INSURANCE Group Total	2	2	100% ▲	No Filings	No Filings	No Filings
STARR INDEMNITY INSURANCE	FROIs Filed	Timely FROIs	Compliance	Payments Made	Timely Payments	Compliance
STARR INDEMNITY INSURANCE	*	*	*	*	*	*
Total	*	*	*	*	*	*
STARR INDEMNITY INSURANCE TPA Administered Claims						
CA160 ESIS	5	3	60%	2	2	100%
CA190 GALLAGHER BASSETT SERVICES	5	4	80%	3	2	67%
CA300 SEDGWICK CLAIMS MANAGEMENT SERVICES	2	2	100%	1	1	100%
TPA Total	12	9	75% ▼	6	5	83% ▼
STARR INDEMNITY INSURANCE Group Total	12	9	75% ▼	6	5	83% ▼
STATE OF MAINE WORKERS' COMPENSATION TRUST	FROIs Filed	Timely FROIs	Compliance	Payments Made	Timely Payments	Compliance
CA307 STATE OF MAINE WORKERS' COMPENSATION TRUST	617	558	90%	163	162	99%
Total	617	558	90% ▲	163	162	99% ▲
STATE OF MAINE WORKERS' COMPENSATION TRUST Group Total	617	558	90% ▲	163	162	99% ▲
SYNERNET	FROIs Filed	Timely FROIs	Compliance	Payments Made	Timely Payments	Compliance
CA320 SYNERNET	532	454	85%	99	92	93%
Total	532	454	85% ▲	99	92	93% ▲
SYNERNET Group Total	532	454	85% ▲	99	92	93% ▲

INSURANCE GROUP COMPLIANCE

Lost Time FROI and Initial Indemnity Payments

Annual

1/1/2017 - 12/31/2017

Insurance Company	Total Lost Time FROIs Filed	Lost Time FROIs Filed Timely	Compliance Percentage	Total Initial Indemnity Payments Made	Initial Indemnity Payments Made Timely	Compliance Percentage
T.H.E. INSURANCE	FROIs Filed	Timely FROIs	Compliance	Payments Made	Timely Payments	Compliance
CA317 T.H.E. INSURANCE	2	0	0%	1	1	100%
Total	2	0	0% ▼	1	1	100% ▲
T.H.E. INSURANCE Group Total	2	0	0% ▼	1	1	100% ▲
THE AMERICAN EQUITY UNDERWRITERS	FROIs Filed	Timely FROIs	Compliance	Payments Made	Timely Payments	Compliance
CA323 THE AMERICAN EQUITY UNDERWRITERS	19	6	32%	No Filings	No Filings	No Filings
Total	19	6	32% ▼	No Filings	No Filings	No Filings
THE AMERICAN EQUITY UNDERWRITERS Group Total	19	6	32% ▼	No Filings	No Filings	No Filings
TRAVELERS INSURANCE	FROIs Filed	Timely FROIs	Compliance	Payments Made	Timely Payments	Compliance
CA072 CHARTER OAK FIRE INSURANCE	95	52	55%	43	30	70%
CA164 FARMINGTON CASUALTY	7	1	14%	1	0	0%
CA284 PHOENIX INSURANCE	6	2	33%	2	1	50%
CA306 STANDARD FIRE INSURANCE	25	19	76%	12	9	75%
CA347 TRAVELERS CASUALTY & SURETY	7	5	71%	4	3	75%
CA348 TRAVELERS CASUALTY INSURANCE COMPANY OF AMERICA	6	4	67%	2	2	100%
CA349 TRAVELERS COMMERCIAL CASUALTY	16	9	56%	4	4	100%
CA343 TRAVELERS INDEMNITY COMPANY	1	1	100%	No Filings	No Filings	No Filings
CA346 TRAVELERS INDEMNITY COMPANY OF AMERICA	5	3	60%	3	2	67%
CA345 TRAVELERS PROPERTY CASUALTY INSURANCE	5	1	20%	3	2	67%
Total	173	97	56% ▼	74	53	72% ▼
TRAVELERS INSURANCE TPA Administered Claims						
CA012 ALTERNATIVE SERVICE CONCEPTS LLC	1	0	0%	1	0	0%
CA117 COTTINGHAM & BUTLER CLAIMS SERVICES	1	1	100%	1	1	100%
CA160 ESIS	1	1	100%	No Filings	No Filings	No Filings
CA190 GALLAGHER BASSETT SERVICES	16	8	50%	10	7	70%
CA300 SEDGWICK CLAIMS MANAGEMENT SERVICES	18	17	94%	9	9	100%
CA340 YORK RISK SERVICES	2	2	100%	No Filings	No Filings	No Filings
TPA Total	39	29	74% ▼	21	17	81% ▼
TRAVELERS INSURANCE Group Total	212	126	59% ▼	95	70	74% ▼
TRISTAR RISK ENTERPRISE MANAGEMENT	FROIs Filed	Timely FROIs	Compliance	Payments Made	Timely Payments	Compliance
CA280 TRISTAR RISK ENTERPRISE MANAGEMENT	5	1	20%	4	4	100%
Total	5	1	20% ▼	4	4	100% ▲
TRISTAR RISK ENTERPRISE MANAGEMENT Group Total	5	1	20% ▼	4	4	100% ▲

INSURANCE GROUP COMPLIANCE

Lost Time FROI and Initial Indemnity Payments

Annual

1/1/2017 - 12/31/2017

Insurance Company	Total Lost Time FROIs Filed	Lost Time FROIs Filed Timely	Compliance Percentage	Total Initial Indemnity Payments Made	Initial Indemnity Payments Made Timely	Compliance Percentage
XL INSURANCE	FROIs Filed	Timely FROIs	Compliance	Payments Made	Timely Payments	Compliance
CA384 XL INSURANCE	*	*	*	*	*	*
Total	*	*	*	*	*	*
XL INSURANCE TPA Administered Claims						
CA040 BROADSPIRE SERVICES	2	2	100%	No Filings	No Filings	No Filings
CA116 CORVEL ENTERPRISE COMP	3	0	0%	3	1	33%
CA117 COTTINGHAM & BUTLER CLAIMS SERVICES	4	3	75%	2	1	50%
CA160 ESIS	3	1	33%	No Filings	No Filings	No Filings
CA190 GALLAGHER BASSETT SERVICES	63	47	75%	25	17	68%
CA300 SEDGWICK CLAIMS MANAGEMENT SERVICES	42	38	90%	10	9	90%
TPA Total	117	91	78% ▼	40	28	70% ▼
XL INSURANCE Group Total	117	91	78% ▼	40	28	70% ▼
YORK RISK SERVICES	FROIs Filed	Timely FROIs	Compliance	Payments Made	Timely Payments	Compliance
CA340 YORK RISK SERVICES	34	18	53%	13	9	69%
Total	34	18	53% ▼	13	9	69% ▼
YORK RISK SERVICES Group Total	34	18	53% ▼	13	9	69% ▼
ZURICH INSURANCE	FROIs Filed	Timely FROIs	Compliance	Payments Made	Timely Payments	Compliance
CA022 AMERICAN ZURICH	29	26	90%	6	4	67%
CA400 ZURICH AMERICAN INSURANCE	31	26	84%	2	2	100%
CA404 ZURICH AMERICAN INSURANCE COMPANY OF ILLINOIS	2	2	100%	No Filings	No Filings	No Filings
Total	62	54	87% ▲	8	6	75% ▼
ZURICH INSURANCE TPA Administered Claims						
CA040 BROADSPIRE SERVICES	4	4	100%	2	2	100%
CA160 ESIS	3	1	33%	No Filings	No Filings	No Filings
CA190 GALLAGHER BASSETT SERVICES	27	22	81%	12	9	75%
CA300 SEDGWICK CLAIMS MANAGEMENT SERVICES	19	17	89%	4	3	75%
TPA Total	53	44	83% ▼	18	14	78% ▼
ZURICH INSURANCE Group Total	115	98	85% ▲	26	20	77% ▼

Maine Workers' Compensation Board

Lost Time FROI Filing Benchmark: 85%

Initial Indemnity Payment Benchmark: 87%

* Indicates no claims activity

▲ Indicates benchmark met or exceeded

▼ Indicates benchmark not met

INSURANCE GROUP COMPLIANCE
Initial MOP and Initial Indemnity NOC Filings
Annual
1/1/2017 - 12/31/2017

Insurance Company	Total Initial MOPs Filed	Initial MOPs Filed Timely	Compliance Percentage	Total Initial Indemnity NOCs Filed	Initial Indemnity NOCs Filed Timely	Compliance Percentage
ACADIA INSURANCE	MOPs Filed	Timely MOPs	Compliance	NOCs Filed	Timely NOCs	Compliance
CA010 ACADIA INSURANCE	103	77	75%	57	52	91%
Total	103	77	75% ▼	57	52	91% ▲
ACADIA INSURANCE Group Total	103	77	75% ▼	57	52	91% ▲
ACCIDENT FUND INSURANCE	MOPs Filed	Timely MOPs	Compliance	NOCs Filed	Timely NOCs	Compliance
ACCIDENT FUND INSURANCE	*	*	*	*	*	*
Total	*	*	*	*	*	*
ACCIDENT FUND INSURANCE TPA Administered Claims						
CA190 GALLAGHER BASSETT SERVICES	No Filings	No Filings	No Filings	1	1	100%
TPA Total	No Filings	No Filings	No Filings	1	1	100% ▲
ACCIDENT FUND INSURANCE Group Total	No Filings	No Filings	No Filings	1	1	100% ▲
ACUITY MUTUAL INSURANCE	MOPs Filed	Timely MOPs	Compliance	NOCs Filed	Timely NOCs	Compliance
CA418 ACUITY MUTUAL INSURANCE	1	1	100%	No Filings	No Filings	No Filings
Total	1	1	100% ▲	No Filings	No Filings	No Filings
ACUITY MUTUAL INSURANCE Group Total	1	1	100% ▲	No Filings	No Filings	No Filings
AIG INSURANCE	MOPs Filed	Timely MOPs	Compliance	NOCs Filed	Timely NOCs	Compliance
CA015 AIG DOMESTIC CLAIMS	128	114	89%	56	50	89%
Total	128	114	89% ▲	56	50	89% ▼
AIG INSURANCE TPA Administered Claims						
CA160 ESIS	No Filings	No Filings	No Filings	1	1	100%
CA190 GALLAGHER BASSETT SERVICES	1	1	100%	No Filings	No Filings	No Filings
CA300 SEDGWICK CLAIMS MANAGEMENT SERVICES	No Filings	No Filings	No Filings	2	2	100%
TPA Total	1	1	100% ▲	3	3	100% ▲
AIG INSURANCE Group Total	129	115	89% ▲	59	53	90% ▲
ALTERNATIVE SERVICE CONCEPTS LLC	MOPs Filed	Timely MOPs	Compliance	NOCs Filed	Timely NOCs	Compliance
CA012 ALTERNATIVE SERVICE CONCEPTS LLC	2	0	0%	No Filings	No Filings	No Filings
Total	2	0	0% ▼	No Filings	No Filings	No Filings
ALTERNATIVE SERVICE CONCEPTS LLC Group Total	2	0	0% ▼	No Filings	No Filings	No Filings
AMERISURE INSURANCE	MOPs Filed	Timely MOPs	Compliance	NOCs Filed	Timely NOCs	Compliance
CA013 AMERISURE INSURANCE	*	*	*	*	*	*
AMERISURE MUTUAL INSURANCE	*	*	*	*	*	*
Total	*	*	*	*	*	*
AMERISURE INSURANCE TPA Administered Claims						
CA340 YORK RISK SERVICES	No Filings	No Filings	No Filings	1	0	0%
TPA Total	No Filings	No Filings	No Filings	1	0	0% ▼
AMERISURE INSURANCE Group Total	No Filings	No Filings	No Filings	1	0	0% ▼

INSURANCE GROUP COMPLIANCE
Initial MOP and Initial Indemnity NOC Filings
Annual
1/1/2017 - 12/31/2017

Insurance Company	Total Initial MOPs Filed	Initial MOPs Filed Timely	Compliance Percentage	Total Initial Indemnity NOCs Filed	Initial Indemnity NOCs Filed Timely	Compliance Percentage
AMTRUST INSURANCE	MOPs Filed	Timely MOPs	Compliance	NOCs Filed	Timely NOCs	Compliance
CA342 TECHNOLOGY INSURANCE	7	3	43%	7	6	86%
CA381 WESCO INSURANCE	12	7	58%	13	11	85%
Total	19	10	53% ▼	20	17	85% ▼
AMTRUST INSURANCE Group Total	19	10	53% ▼	20	17	85% ▼
ARCH INSURANCE	MOPs Filed	Timely MOPs	Compliance	NOCs Filed	Timely NOCs	Compliance
ARCH INSURANCE	*	*	*	*	*	*
Total	*	*	*	*	*	*
ARCH INSURANCE TPA Administered Claims						
CA040 BROADSPIRE SERVICES	4	4	100%	1	1	100%
CA117 COTTINGHAM & BUTLER CLAIMS SERVICES	6	5	83%	5	5	100%
CA190 GALLAGHER BASSETT SERVICES	10	8	80%	6	6	100%
CA204 HELMSMAN MANAGEMENT SERVICES	No Filings	No Filings	No Filings	No Filings	No Filings	No Filings
CA300 SEDGWICK CLAIMS MANAGEMENT SERVICES	11	11	100%	8	6	75%
CA340 YORK RISK SERVICES	3	2	67%	1	1	100%
TPA Total	34	30	88% ▲	21	19	90% ▲
ARCH INSURANCE Group Total	34	30	88% ▲	21	19	90% ▲
ATLANTIC SPECIALTY INSURANCE	MOPs Filed	Timely MOPs	Compliance	NOCs Filed	Timely NOCs	Compliance
CA035 ATLANTIC SPECIALTY INSURANCE	*	*	*	*	*	*
Total	*	*	*	*	*	*
ATLANTIC SPECIALTY INSURANCE TPA Administered Claims						
CA190 GALLAGHER BASSETT SERVICES	1	0	0%	No Filings	No Filings	No Filings
TPA Total	1	0	0% ▼	No Filings	No Filings	No Filings
ATLANTIC SPECIALTY INSURANCE Group Total	1	0	0% ▼	No Filings	No Filings	No Filings
BATH IRON WORKS	MOPs Filed	Timely MOPs	Compliance	NOCs Filed	Timely NOCs	Compliance
CA036 BATH IRON WORKS	48	46	96%	60	52	87%
Total	48	46	96% ▲	60	52	87% ▼
BATH IRON WORKS Group Total	48	46	96% ▲	60	52	87% ▼
BENCHMARK INSURANCE TPA Administered Claims	MOPs Filed	Timely MOPs	Compliance	NOCs Filed	Timely NOCs	Compliance
CA433 NEXT LEVEL ADMINISTRATOR LLC	1	0	0%	No Filings	No Filings	No Filings
TPA Total	1	0	0% ▼	No Filings	No Filings	No Filings
BENCHMARK INSURANCE Group Total	1	0	0% ▼	No Filings	No Filings	No Filings

INSURANCE GROUP COMPLIANCE
Initial MOP and Initial Indemnity NOC Filings
Annual
1/1/2017 - 12/31/2017

Insurance Company	Total Initial MOPs Filed	Initial MOPs Filed Timely	Compliance Percentage	Total Initial Indemnity NOCs Filed	Initial Indemnity NOCs Filed Timely	Compliance Percentage
BERKSHIRE HATHAWAY INSURANCE	MOPs Filed	Timely MOPs	Compliance	NOCs Filed	Timely NOCs	Compliance
CA115 CONTINENTAL INDEMNITY	2	1	50%	No Filings	No Filings	No Filings
CA293 REDWOOD FIRE AND CASUALTY INSURANCE	1	0	0%	No Filings	No Filings	No Filings
Total	3	1	33% ▼	No Filings	No Filings	No Filings
BERKSHIRE HATHAWAY INSURANCE Group Total	3	1	33% ▼	No Filings	No Filings	No Filings
BROADSPIRE SERVICES	MOPs Filed	Timely MOPs	Compliance	NOCs Filed	Timely NOCs	Compliance
CA040 BROADSPIRE SERVICES	13	13	100%	5	5	100%
Total	13	13	100% ▲	5	5	100% ▲
BROADSPIRE SERVICES Group Total	13	13	100% ▲	5	5	100% ▲
BROTHERHOOD MUTUAL INSURANCE COMPANY	MOPs Filed	Timely MOPs	Compliance	NOCs Filed	Timely NOCs	Compliance
CA043 BROTHERHOOD MUTUAL INSURANCE COMPANY	No Filings	No Filings	No Filings	1	1	100%
Total	No Filings	No Filings	No Filings	1	1	100% ▲
BROTHERHOOD MUTUAL INSURANCE COMPANY Group Total	No Filings	No Filings	No Filings	1	1	100% ▲
CANNON COCHRAN MANAGEMENT SERVICES	MOPs Filed	Timely MOPs	Compliance	NOCs Filed	Timely NOCs	Compliance
CA070 CANNON COCHRAN MANAGEMENT SERVICES	215	193	90%	106	98	92%
Total	215	193	90% ▲	106	98	92% ▲
CANNON COCHRAN MANAGEMENT SERVICES Group Total	215	193	90% ▲	106	98	92% ▲
CHEROKEE INSURANCE	MOPs Filed	Timely MOPs	Compliance	NOCs Filed	Timely NOCs	Compliance
CA044 CHEROKEE INSURANCE	No Filings	No Filings	No Filings	No Filings	No Filings	No Filings
Total	No Filings	No Filings	No Filings	No Filings	No Filings	No Filings
CHEROKEE INSURANCE Group Total	No Filings	No Filings	No Filings	No Filings	No Filings	No Filings

INSURANCE GROUP COMPLIANCE
Initial MOP and Initial Indemnity NOC Filings
Annual
1/1/2017 - 12/31/2017

Insurance Company	Total Initial MOPs Filed	Initial MOPs Filed Timely	Compliance Percentage	Total Initial Indemnity NOCs Filed	Initial Indemnity NOCs Filed Timely	Compliance Percentage
CHUBB INSURANCE	MOPs Filed	Timely MOPs	Compliance	NOCs Filed	Timely NOCs	Compliance
ACE AMERICAN INSURANCE COMPANY	*	*	*	*	*	*
ACE INSURANCE	*	*	*	*	*	*
CA046 CHUBB INSURANCE	*	*	*	*	*	*
INDEMNITY INS CO OF NORTH AMERICA	*	*	*	*	*	*
Total	*	*	*	*	*	*
CHUBB INSURANCE TPA Administered Claims						
CA012 ALTERNATIVE SERVICE CONCEPTS LLC	1	0	0%	No Filings	No Filings	No Filings
CA040 BROADSPIRE SERVICES	3	3	100%	1	1	100%
CA070 CANNON COCHRAN MANAGEMENT SERVICES	17	17	100%	3	3	100%
CA110 CONSTITUTION STATE SERVICES	9	8	89%	15	14	93%
CA116 CORVEL ENTERPRISE COMP	2	0	0%	3	1	33%
CA117 COTTINGHAM & BUTLER CLAIMS SERVICES	No Filings	No Filings	No Filings	1	1	100%
CA160 ESIS	20	13	65%	14	13	93%
CA190 GALLAGHER BASSETT SERVICES	52	38	73%	20	12	60%
CA204 HELMSMAN MANAGEMENT SERVICES	2	2	100%	1	1	100%
CA300 SEDGWICK CLAIMS MANAGEMENT SERVICES	65	65	100%	60	58	97%
CA340 YORK RISK SERVICES	1	1	100%	3	2	67%
TPA Total	172	147	85% ▲	121	106	88% ▼
CHUBB INSURANCE Group Total	172	147	85% ▲	121	106	88% ▼
CIANBRO CORPORATION	MOPs Filed	Timely MOPs	Compliance	NOCs Filed	Timely NOCs	Compliance
CA085 CIANBRO CORPORATION	1	0	0%	No Filings	No Filings	No Filings
Total	1	0	0% ▼	No Filings	No Filings	No Filings
CIANBRO CORPORATION Group Total	1	0	0% ▼	No Filings	No Filings	No Filings
CLAIMS MANAGEMENT (WALMART)	MOPs Filed	Timely MOPs	Compliance	NOCs Filed	Timely NOCs	Compliance
CA100 CLAIMS MANAGEMENT (WALMART)	27	24	89%	35	31	89%
Total	27	24	89% ▲	35	31	89% ▼
CLAIMS MANAGEMENT (WALMART) Group Total	27	24	89% ▲	35	31	89% ▼

INSURANCE GROUP COMPLIANCE
Initial MOP and Initial Indemnity NOC Filings
Annual
1/1/2017 - 12/31/2017

Insurance Company	Total Initial MOPs Filed	Initial MOPs Filed Timely	Compliance Percentage		Total Initial Indemnity NOCs Filed	Initial Indemnity NOCs Filed Timely	Compliance Percentage	
CNA INSURANCE	MOPs Filed	Timely MOPs	Compliance		NOCs Filed	Timely NOCs	Compliance	
CA017 AMERICAN CASUALTY COMPANY OF READING PA	1	1	100%		No Filings	No Filings	No Filings	
CA083 CNA CLAIMS PLUS	3	3	100%		No Filings	No Filings	No Filings	
CA050 CONTINENTAL CASUALTY	1	1	100%		5	5	100%	
CA314 TRANSPORTATION INSURANCE	2	2	100%		No Filings	No Filings	No Filings	
CA329 VALLEY FORGE INSURANCE COMPANY	1	1	100%		No Filings	No Filings	No Filings	
Total	8	8	100%	▲	5	5	100%	▲
CNA INSURANCE TPA Administered Claims								
CA190 GALLAGHER BASSETT SERVICES	2	2	100%		No Filings	No Filings	No Filings	
TPA Total	2	2	100%	▲	No Filings	No Filings	No Filings	
CNA INSURANCE Group Total	10	10	100%	▲	5	5	100%	▲
CONSTITUTION STATE SERVICES	MOPs Filed	Timely MOPs	Compliance		NOCs Filed	Timely NOCs	Compliance	
CA110 CONSTITUTION STATE SERVICES	11	10	91%		17	16	94%	
Total	11	10	91%	▲	17	16	94%	▲
CONSTITUTION STATE SERVICES Group Total	11	10	91%	▲	17	16	94%	▲
CORVEL ENTERPRISE COMP	MOPs Filed	Timely MOPs	Compliance		NOCs Filed	Timely NOCs	Compliance	
CA116 CORVEL ENTERPRISE COMP	13	5	38%		9	5	56%	
Total	13	5	38%	▼	9	5	56%	▼
CORVEL ENTERPRISE COMP Group Total	13	5	38%	▼	9	5	56%	▼
COTTINGHAM & BUTLER CLAIMS SERVICES	MOPs Filed	Timely MOPs	Compliance		NOCs Filed	Timely NOCs	Compliance	
CA117 COTTINGHAM & BUTLER CLAIMS SERVICES	9	7	78%		8	8	100%	
Total	9	7	78%	▼	8	8	100%	▲
COTTINGHAM & BUTLER CLAIMS SERVICES Group Total	9	7	78%	▼	8	8	100%	▲
CROSS INSURANCE	MOPs Filed	Timely MOPs	Compliance		NOCs Filed	Timely NOCs	Compliance	
CA093 CROSS INSURANCE	146	134	92%		295	289	98%	
Total	146	134	92%	▲	295	289	98%	▲
CROSS INSURANCE Group Total	146	134	92%	▲	295	289	98%	▲
EASTERN ALLIANCE INSURANCE	MOPs Filed	Timely MOPs	Compliance		NOCs Filed	Timely NOCs	Compliance	
CA141 EASTERN ALLIANCE INSURANCE	3	3	100%		2	2	100%	
Total	3	3	100%	▲	2	2	100%	▲
EASTERN ALLIANCE INSURANCE Group Total	3	3	100%	▲	2	2	100%	▲

INSURANCE GROUP COMPLIANCE
Initial MOP and Initial Indemnity NOC Filings
Annual
1/1/2017 - 12/31/2017

Insurance Company	Total Initial MOPs Filed	Initial MOPs Filed Timely	Compliance Percentage	Total Initial Indemnity NOCs Filed	Initial Indemnity NOCs Filed Timely	Compliance Percentage
ELECTRIC INSURANCE CA150 ELECTRIC INSURANCE	MOPs Filed *	Timely MOPs *	Compliance *	NOCs Filed *	Timely NOCs *	Compliance *
Total	*	*	*	*	*	*
ELECTRIC INSURANCE TPA Administered Claims CA300 SEDGWICK CLAIMS MANAGEMENT SERVICES	6	6	100%	6	5	83%
TPA Total	6	6	100% ▲	6	5	83% ▼
ELECTRIC INSURANCE Group Total	6	6	100% ▲	6	5	83% ▼
ESIS CA160 ESIS	MOPs Filed 29	Timely MOPs 21	Compliance 72%	NOCs Filed 22	Timely NOCs 21	Compliance 95%
Total	29	21	72% ▼	22	21	95% ▲
ESIS Group Total	29	21	72% ▼	22	21	95% ▲
EVEREST REINS HOLDINGS GROUP EVEREST REINS HOLDINGS	MOPs Filed *	Timely MOPs *	Compliance *	NOCs Filed *	Timely NOCs *	Compliance *
Total	*	*	*	*	*	*
EVEREST REINS HOLDINGS GROUP TPA Administered Claims CA190 GALLAGHER BASSETT SERVICES CA300 SEDGWICK CLAIMS MANAGEMENT SERVICES	1 No Filings	0 No Filings	0% No Filings	No Filings 1	No Filings 0	No Filings 0%
TPA Total	1	0	0% ▼	1	0	0% ▼
EVEREST REINS HOLDINGS GROUP Group Total	1	0	0% ▼	1	0	0% ▼
FEDERATED MUTUAL INSURANCE CA091 FEDERATED MUTUAL INSURANCE CA092 FEDERATED SERVICE INSURANCE	MOPs Filed 8 2	Timely MOPs 3 1	Compliance 38% 50%	NOCs Filed 4 No Filings	Timely NOCs 3 No Filings	Compliance 75% No Filings
Total	10	4	40% ▼	4	3	75% ▼
FEDERATED MUTUAL INSURANCE Group Total	10	4	40% ▼	4	3	75% ▼
FIREMAN'S FUND INSURANCE CA170 FIREMAN'S FUND INSURANCE	MOPs Filed No Filings	Timely MOPs No Filings	Compliance No Filings	NOCs Filed No Filings	Timely NOCs No Filings	Compliance No Filings
Total	No Filings	No Filings	No Filings	No Filings	No Filings	No Filings
FIREMAN'S FUND INSURANCE Group Total	No Filings	No Filings	No Filings	No Filings	No Filings	No Filings
FRANKENMUTH INSURANCE CA095 FRANKENMUTH INSURANCE	MOPs Filed 1	Timely MOPs 1	Compliance 100%	NOCs Filed No Filings	Timely NOCs No Filings	Compliance No Filings
Total	1	1	100% ▲	No Filings	No Filings	No Filings
FRANKENMUTH INSURANCE Group Total	1	1	100% ▲	No Filings	No Filings	No Filings

Maine Workers' Compensation Board

Initial MOP Filing Benchmark: 85%

Initial Indemnity NOC Benchmark: 90%

* Indicates no claims activity

▲ Indicates benchmark met or exceeded

▼ Indicates benchmark not met

INSURANCE GROUP COMPLIANCE
Initial MOP and Initial Indemnity NOC Filings
Annual
1/1/2017 - 12/31/2017

Insurance Company	Total Initial MOPs Filed	Initial MOPs Filed Timely	Compliance Percentage	Total Initial Indemnity NOCs Filed	Initial Indemnity NOCs Filed Timely	Compliance Percentage
FUTURECOMP	MOPs Filed	Timely MOPs	Compliance	NOCs Filed	Timely NOCs	Compliance
CA175 FUTURECOMP	58	46	79%	46	43	93%
Total	58	46	79% ▼	46	43	93% ▲
FUTURECOMP Group Total	58	46	79% ▼	46	43	93% ▲
GALLAGHER BASSETT SERVICES	MOPs Filed	Timely MOPs	Compliance	NOCs Filed	Timely NOCs	Compliance
CA190 GALLAGHER BASSETT SERVICES	150	106	71%	54	40	74%
Total	150	106	71% ▼	54	40	74% ▼
GALLAGHER BASSETT SERVICES Group Total	150	106	71% ▼	54	40	74% ▼
GREAT AMERICAN INSURANCE	MOPs Filed	Timely MOPs	Compliance	NOCs Filed	Timely NOCs	Compliance
CA193 GREAT AMERICAN INSURANCE	No Filings	No Filings	No Filings	1	0	0%
Total	No Filings	No Filings	No Filings	1	0	0% ▼
GREAT AMERICAN INSURANCE TPA Administered Claims	No Filings	No Filings	No Filings	No Filings	No Filings	No Filings
CA323 THE AMERICAN EQUITY UNDERWRITERS	No Filings	No Filings	No Filings	No Filings	No Filings	No Filings
TPA Total	No Filings	No Filings	No Filings	No Filings	No Filings	No Filings
GREAT AMERICAN INSURANCE Group Total	No Filings	No Filings	No Filings	1	0	0% ▼
GREAT FALLS INSURANCE	MOPs Filed	Timely MOPs	Compliance	NOCs Filed	Timely NOCs	Compliance
GREAT FALLS INSURANCE	*	*	*	*	*	*
Total	*	*	*	*	*	*
GREAT FALLS INSURANCE TPA Administered Claims	No Filings	No Filings	No Filings	No Filings	No Filings	No Filings
CA070 CANNON COCHRAN MANAGEMENT SERVICES	114	99	87%	60	56	93%
TPA Total	114	99	87% ▲	60	56	93% ▲
GREAT FALLS INSURANCE Group Total	114	99	87% ▲	60	56	93% ▲
GREAT WEST INSURANCE	MOPs Filed	Timely MOPs	Compliance	NOCs Filed	Timely NOCs	Compliance
CA196 GREAT WEST INSURANCE	1	0	0%	No Filings	No Filings	No Filings
Total	1	0	0% ▼	No Filings	No Filings	No Filings
GREAT WEST INSURANCE Group Total	1	0	0% ▼	No Filings	No Filings	No Filings
GUARD INSURANCE	MOPs Filed	Timely MOPs	Compliance	NOCs Filed	Timely NOCs	Compliance
CA019 AMGUARD INSURANCE	14	9	64%	4	2	50%
CA140 EASTGUARD INSURANCE	2	2	100%	No Filings	No Filings	No Filings
CA272 NORGUARD INSURANCE	2	1	50%	No Filings	No Filings	No Filings
Total	18	12	67% ▼	4	2	50% ▼
GUARD INSURANCE Group Total	18	12	67% ▼	4	2	50% ▼

INSURANCE GROUP COMPLIANCE
Initial MOP and Initial Indemnity NOC Filings
Annual
1/1/2017 - 12/31/2017

Insurance Company	Total Initial MOPs Filed	Initial MOPs Filed Timely	Compliance Percentage	Total Initial Indemnity NOCs Filed	Initial Indemnity NOCs Filed Timely	Compliance Percentage
HANNAFORD BROTHERS	MOPs Filed	Timely MOPs	Compliance	NOCs Filed	Timely NOCs	Compliance
CA201 HANNAFORD BROTHERS	109	82	75%	30	22	73%
Total	109	82	75% ▼	30	22	73% ▼
HANNAFORD BROTHERS Group Total	109	82	75% ▼	30	22	73% ▼
HANNOVER INSURANCE	MOPs Filed	Timely MOPs	Compliance	NOCs Filed	Timely NOCs	Compliance
HANNOVER INSURANCE	*	*	*	*	*	*
Total	*	*	*	*	*	*
HANNOVER INSURANCE TPA Administered Claims						
CA340 YORK RISK SERVICES	4	3	75%	1	1	100%
TPA Total	4	3	75% ▼	1	1	100% ▲
HANNOVER INSURANCE Group Total	4	3	75% ▼	1	1	100% ▲
HANOVER INSURANCE	MOPs Filed	Timely MOPs	Compliance	NOCs Filed	Timely NOCs	Compliance
CA428 ALLMERICA FINANCIAL BENEFIT INSURANCE	3	2	67%	No Filings	No Filings	No Filings
CA048 CITIZENS INSURANCE COMPANY OF AMERICA	5	5	100%	3	3	100%
CA429 HANOVER AMERICAN INSURANCE	1	0	0%	2	2	100%
CA202 HANOVER INSURANCE	4	4	100%	3	3	100%
CA228 MASSACHUSETTS BAY INSURANCE	2	2	100%	3	3	100%
Total	15	13	87% ▲	11	11	100% ▲
HANOVER INSURANCE Group Total	15	13	87% ▲	11	11	100% ▲

INSURANCE GROUP COMPLIANCE
Initial MOP and Initial Indemnity NOC Filings
Annual
1/1/2017 - 12/31/2017

Insurance Company	Total Initial MOPs Filed	Initial MOPs Filed Timely	Compliance Percentage	Total Initial Indemnity NOCs Filed	Initial Indemnity NOCs Filed Timely	Compliance Percentage
HARTFORD INSURANCE	MOPs Filed	Timely MOPs	Compliance	NOCs Filed	Timely NOCs	Compliance
CA188 HARTFORD ACCIDENT & INDEMNITY	No Filings	No Filings	No Filings	1	1	100%
CA185 HARTFORD CASUALTY INSURANCE	9	9	100%	3	3	100%
CA203 HARTFORD FIRE INSURANCE	4	4	100%	4	4	100%
CA186 HARTFORD INSURANCE COMPANY OF THE MIDWEST	1	1	100%	1	1	100%
CA187 HARTFORD UNDERWRITERS INSURANCE	6	5	83%	6	6	100%
CA288 PROPERTY & CASUALTY INSURANCE COMPANY OF HARTFORD	5	5	100%	No Filings	No Filings	No Filings
CA296 SENTINEL INSURANCE	No Filings	No Filings	No Filings	2	2	100%
CA319 TRUMBULL INSURANCE	25	25	100%	19	18	95%
CA321 TWIN CITY FIRE INSURANCE	6	6	100%	6	6	100%
Total	56	55	98% ▲	42	41	98% ▲
HARTFORD INSURANCE TPA Administered Claims						
CA040 BROADSPIRE SERVICES	1	1	100%	No Filings	No Filings	No Filings
CA070 CANNON COCHRAN MANAGEMENT SERVICES	3	2	67%	2	1	50%
CA116 CORVEL ENTERPRISE COMP	4	3	75%	4	4	100%
CA190 GALLAGHER BASSETT SERVICES	1	1	100%	No Filings	No Filings	No Filings
CA300 SEDGWICK CLAIMS MANAGEMENT SERVICES	8	6	75%	2	2	100%
CA323 THE AMERICAN EQUITY UNDERWRITERS	No Filings	No Filings	No Filings	1	1	100%
CA280 TRISTAR RISK ENTERPRISE MANAGEMENT	No Filings	No Filings	No Filings	No Filings	No Filings	No Filings
CA340 YORK RISK SERVICES	No Filings	No Filings	No Filings	No Filings	No Filings	No Filings
TPA Total	17	13	76% ▼	9	8	89% ▼
HARTFORD INSURANCE Group Total	73	68	93% ▲	51	49	96% ▲
HELMSMAN MANAGEMENT SERVICES	MOPs Filed	Timely MOPs	Compliance	NOCs Filed	Timely NOCs	Compliance
CA204 HELMSMAN MANAGEMENT SERVICES	15	11	73%	8	5	63%
Total	15	11	73% ▼	8	5	63% ▼
HELMSMAN MANAGEMENT SERVICES Group Total	15	11	73% ▼	8	5	63% ▼

INSURANCE GROUP COMPLIANCE
Initial MOP and Initial Indemnity NOC Filings
Annual
1/1/2017 - 12/31/2017

Insurance Company	Total Initial MOPs Filed	Initial MOPs Filed Timely	Compliance Percentage	Total Initial Indemnity NOCs Filed	Initial Indemnity NOCs Filed Timely	Compliance Percentage
LIBERTY MUTUAL INSURANCE	MOPs Filed	Timely MOPs	Compliance	NOCs Filed	Timely NOCs	Compliance
CA003 AMERICAN FIRE & CASUALTY INSURANCE	1	1	100%	1	1	100%
CA380 EMPLOYERS INSURANCE OF WAUSAU	3	3	100%	1	1	100%
CA162 EXCELSIOR INSURANCE	2	1	50%	No Filings	No Filings	No Filings
CA210 LIBERTY MUTUAL INSURANCE	88	73	83%	51	45	88%
CA406 OHIO CASUALTY INSURANCE	1	1	100%	2	1	50%
CA407 OHIO SECURITY INSURANCE	8	6	75%	3	2	67%
CA283 PEERLESS INDEMNITY INSURANCE	1	1	100%	3	3	100%
CA275 PEERLESS INSURANCE	18	14	78%	8	7	88%
CA309 THE NETHERLANDS INSURANCE	2	1	50%	2	2	100%
CA408 WEST AMERICAN INSURANCE	No Filings	No Filings	No Filings	No Filings	No Filings	No Filings
Total	124	101	81% ▼	71	62	87% ▼
LIBERTY MUTUAL INSURANCE Group Total	124	101	81% ▼	71	62	87% ▼
MACY'S CORPORATE SERVICES	MOPs Filed	Timely MOPs	Compliance	NOCs Filed	Timely NOCs	Compliance
CA213 MACY'S CORPORATE SERVICES	2	2	100%	2	2	100%
Total	2	2	100% ▲	2	2	100% ▲
MACY'S CORPORATE SERVICES Group Total	2	2	100% ▲	2	2	100% ▲
MAINE AUTOMOBILE DEALERS ASSOCIATION	MOPs Filed	Timely MOPs	Compliance	NOCs Filed	Timely NOCs	Compliance
CA220 MAINE AUTOMOBILE DEALERS ASSOCIATION	47	47	100%	9	8	89%
Total	47	47	100% ▲	9	8	89% ▼
MAINE AUTOMOBILE DEALERS ASSOCIATION Group Total	47	47	100% ▲	9	8	89% ▼
MAINE EMPLOYERS' MUTUAL INSURANCE	MOPs Filed	Timely MOPs	Compliance	NOCs Filed	Timely NOCs	Compliance
CA260 MAINE EMPLOYERS' MUTUAL INSURANCE	1383	1279	92%	1069	1002	94%
Total	1383	1279	92% ▲	1069	1002	94% ▲
MAINE EMPLOYERS' MUTUAL INSURANCE Group Total	1383	1279	92% ▲	1069	1002	94% ▲
MAINE HEALTHCARE ASSOCIATION	MOPs Filed	Timely MOPs	Compliance	NOCs Filed	Timely NOCs	Compliance
CA234 MAINE HEALTHCARE ASSOCIATION	22	15	68%	24	23	96%
Total	22	15	68% ▼	24	23	96% ▲
MAINE HEALTHCARE ASSOCIATION Group Total	22	15	68% ▼	24	23	96% ▲
MAINE MOTOR TRANSPORT ASSOCIATION	MOPs Filed	Timely MOPs	Compliance	NOCs Filed	Timely NOCs	Compliance
CA230 MAINE MOTOR TRANSPORT ASSOCIATION	34	34	100%	38	36	95%
Total	34	34	100% ▲	38	36	95% ▲
MAINE MOTOR TRANSPORT ASSOCIATION Group Total	34	34	100% ▲	38	36	95% ▲

INSURANCE GROUP COMPLIANCE
Initial MOP and Initial Indemnity NOC Filings
Annual
1/1/2017 - 12/31/2017

Insurance Company	Total Initial MOPs Filed	Initial MOPs Filed Timely	Compliance Percentage	Total Initial Indemnity NOCs Filed	Initial Indemnity NOCs Filed Timely	Compliance Percentage
MAINE MUNICIPAL ASSOCIATION	MOPs Filed	Timely MOPs	Compliance	NOCs Filed	Timely NOCs	Compliance
CA225 MAINE MUNICIPAL ASSOCIATION	245	234	96%	214	208	97%
Total	245	234	96% ▲	214	208	97% ▲
MAINE MUNICIPAL ASSOCIATION Group Total	245	234	96% ▲	214	208	97% ▲
MAINE SCHOOL MANAGEMENT ASSOCIATION	MOPs Filed	Timely MOPs	Compliance	NOCs Filed	Timely NOCs	Compliance
CA250 MAINE SCHOOL MANAGEMENT ASSOCIATION	94	94	100%	60	60	100%
Total	94	94	100% ▲	60	60	100% ▲
MAINE SCHOOL MANAGEMENT ASSOCIATION Group Total	94	94	100% ▲	60	60	100% ▲
MEADOWBROOK INSURANCE	MOPs Filed	Timely MOPs	Compliance	NOCs Filed	Timely NOCs	Compliance
CA255 MEADOWBROOK INSURANCE	7	7	100%	1	1	100%
Total	7	7	100% ▲	1	1	100% ▲
MEADOWBROOK INSURANCE Group Total	7	7	100% ▲	1	1	100% ▲
MITSUI SUMITOMO INS CO OF AMERICA	MOPs Filed	Timely MOPs	Compliance	NOCs Filed	Timely NOCs	Compliance
MITSUI SUMITOMO INS CO OF AMERICA	*	*	*	*	*	*
Total	*	*	*	*	*	*
MITSUI SUMITOMO INS CO OF AMERICA TPA Administered Claims						
CA190 GALLAGHER BASSETT SERVICES	1	1	100%	No Filings	No Filings	No Filings
TPA Total	1	1	100% ▲	No Filings	No Filings	No Filings
MITSUI SUMITOMO INS CO OF AMERICA Group Total	1	1	100% ▲	No Filings	No Filings	No Filings
NATIONAL INTERSTATE INSURANCE	MOPs Filed	Timely MOPs	Compliance	NOCs Filed	Timely NOCs	Compliance
CA267 NATIONAL INTERSTATE INSURANCE	3	3	100%	2	2	100%
Total	3	3	100% ▲	2	2	100% ▲
NATIONAL INTERSTATE INSURANCE Group Total	3	3	100% ▲	2	2	100% ▲
NATIONWIDE INSURANCE	MOPs Filed	Timely MOPs	Compliance	NOCs Filed	Timely NOCs	Compliance
CA289 NATIONAL CASUALTY	No Filings	No Filings	No Filings	2	1	50%
CA291 NATIONWIDE AGRIBUSINESS INSURANCE	4	2	50%	2	0	0%
Total	4	2	50% ▼	4	1	25% ▼
NATIONWIDE INSURANCE Group Total	4	2	50% ▼	4	1	25% ▼
NGM INSURANCE	MOPs Filed	Timely MOPs	Compliance	NOCs Filed	Timely NOCs	Compliance
CA265 NGM INSURANCE	2	1	50%	2	1	50%
Total	2	1	50% ▼	2	1	50% ▼
NGM INSURANCE Group Total	2	1	50% ▼	2	1	50% ▼

INSURANCE GROUP COMPLIANCE
Initial MOP and Initial Indemnity NOC Filings
Annual
1/1/2017 - 12/31/2017

Insurance Company	Total Initial MOPs Filed	Initial MOPs Filed Timely	Compliance Percentage	Total Initial Indemnity NOCs Filed	Initial Indemnity NOCs Filed Timely	Compliance Percentage
NORTH RIVER INSURANCE CA257 NORTH RIVER INSURANCE	MOPs Filed *	Timely MOPs *	Compliance *	NOCs Filed *	Timely NOCs *	Compliance *
Total	*	*	*	*	*	*
NORTH RIVER INSURANCE TPA Administered Claims CA040 BROADSPIRE SERVICES	2	2	100%	No Filings	No Filings	No Filings
TPA Total	2	2	100% ▲	No Filings	No Filings	No Filings
NORTH RIVER INSURANCE Group Total	2	2	100% ▲	No Filings	No Filings	No Filings
OBI NATIONAL INSURANCE OBI NATIONAL INSURANCE	MOPs Filed *	Timely MOPs *	Compliance *	NOCs Filed *	Timely NOCs *	Compliance *
Total	*	*	*	*	*	*
OBI NATIONAL INSURANCE TPA Administered Claims CA190 GALLAGHER BASSETT SERVICES	No Filings	No Filings	No Filings	1	0	0%
TPA Total	No Filings	No Filings	No Filings	1	0	0% ▼
OBI NATIONAL INSURANCE Group Total	No Filings	No Filings	No Filings	1	0	0% ▼
OLD REPUBLIC INSURANCE OLD REPUBLIC GENERAL INSURANCE CORP. OLD REPUBLIC INSURANCE	MOPs Filed * *	Timely MOPs * *	Compliance * *	NOCs Filed * *	Timely NOCs * *	Compliance * *
Total	*	*	*	*	*	*
OLD REPUBLIC INSURANCE TPA Administered Claims CA070 CANNON COCHRAN MANAGEMENT SERVICES CA110 CONSTITUTION STATE SERVICES CA116 CORVEL ENTERPRISE COMP CA160 ESIS CA190 GALLAGHER BASSETT SERVICES CA300 SEDGWICK CLAIMS MANAGEMENT SERVICES CA280 TRISTAR RISK ENTERPRISE MANAGEMENT	5 2 No Filings 2 4 9 4	4 2 No Filings 2 3 9 3	80% 100% No Filings 100% 75% 100% 75%	3 2 No Filings 2 1 3 No Filings	3 2 No Filings 2 1 3 No Filings	100% 100% No Filings 100% 100% 100% No Filings
TPA Total	26	23	88% ▲	11	11	100% ▲
OLD REPUBLIC INSURANCE Group Total	26	23	88% ▲	11	11	100% ▲

INSURANCE GROUP COMPLIANCE
Initial MOP and Initial Indemnity NOC Filings
Annual
1/1/2017 - 12/31/2017

Insurance Company	Total Initial MOPs Filed	Initial MOPs Filed Timely	Compliance Percentage	Total Initial Indemnity NOCs Filed	Initial Indemnity NOCs Filed Timely	Compliance Percentage
PENNSYLVANIA MFG ASSN	MOPs Filed	Timely MOPs	Compliance	NOCs Filed	Timely NOCs	Compliance
MANUFACTURERS ALLIANCE INSURANCE	*	*	*	*	*	*
PENNSYLVANIA MFG ASSN	*	*	*	*	*	*
PENNSYLVANIA MFG INDEMNITY CO	*	*	*	*	*	*
Total	*	*	*	*	*	*
PENNSYLVANIA MFG ASSN TPA Administered Claims						
CA190 GALLAGHER BASSETT SERVICES	11	3	27%	4	4	100%
CA323 THE AMERICAN EQUITY UNDERWRITERS	No Filings	No Filings	No Filings	No Filings	No Filings	No Filings
TPA Total	11	3	27% ▼	4	4	100% ▲
PENNSYLVANIA MFG ASSN Group Total	11	3	27% ▼	4	4	100% ▲
PROTECTIVE INSURANCE	MOPs Filed	Timely MOPs	Compliance	NOCs Filed	Timely NOCs	Compliance
CA277 PROTECTIVE INSURANCE COMPANY	*	*	*	*	*	*
Total	*	*	*	*	*	*
PROTECTIVE INSURANCE TPA Administered Claims						
CA340 YORK RISK SERVICES	4	2	50%	No Filings	No Filings	No Filings
TPA Total	4	2	50% ▼	No Filings	No Filings	No Filings
PROTECTIVE INSURANCE Group Total	4	2	50% ▼	No Filings	No Filings	No Filings
QBE INSURANCE GROUP	MOPs Filed	Timely MOPs	Compliance	NOCs Filed	Timely NOCs	Compliance
QBE INSURANCE GROUP	*	*	*	*	*	*
Total	*	*	*	*	*	*
QBE INSURANCE GROUP TPA Administered Claims						
CA300 SEDGWICK CLAIMS MANAGEMENT SERVICES	14	12	86%	6	6	100%
TPA Total	14	12	86% ▲	6	6	100% ▲
QBE INSURANCE GROUP Group Total	14	12	86% ▲	6	6	100% ▲
SAFETY NATIONAL CASUALTY CORP	MOPs Filed	Timely MOPs	Compliance	NOCs Filed	Timely NOCs	Compliance
SAFETY NATIONAL CASUALTY CORP	*	*	*	*	*	*
Total	*	*	*	*	*	*
SAFETY NATIONAL CASUALTY CORP TPA Administered Claims						
CA040 BROADSPIRE SERVICES	1	1	100%	1	1	100%
CA070 CANNON COCHRAN MANAGEMENT SERVICES	1	1	100%	1	0	0%
CA116 CORVEL ENTERPRISE COMP	4	2	50%	No Filings	No Filings	No Filings
CA160 ESIS	1	0	0%	No Filings	No Filings	No Filings
CA190 GALLAGHER BASSETT SERVICES	13	10	77%	2	2	100%
CA300 SEDGWICK CLAIMS MANAGEMENT SERVICES	6	5	83%	11	10	91%
TPA Total	26	19	73% ▼	15	13	87% ▼
SAFETY NATIONAL CASUALTY CORP Group Total	26	19	73% ▼	15	13	87% ▼

Maine Workers' Compensation Board

Initial MOP Filing Benchmark: 85%

Initial Indemnity NOC Benchmark: 90%

* Indicates no claims activity

▲ Indicates benchmark met or exceeded

▼ Indicates benchmark not met

INSURANCE GROUP COMPLIANCE
Initial MOP and Initial Indemnity NOC Filings
Annual
1/1/2017 - 12/31/2017

Insurance Company	Total Initial MOPs Filed	Initial MOPs Filed Timely	Compliance Percentage	Total Initial Indemnity NOCs Filed	Initial Indemnity NOCs Filed Timely	Compliance Percentage
SEDGWICK CLAIMS MANAGEMENT SERVICES CA300 SEDGWICK CLAIMS MANAGEMENT SERVICES	MOPs Filed 180	Timely MOPs 172	Compliance 96%	NOCs Filed 147	Timely NOCs 137	Compliance 93%
Total	180	172	96% ▲	147	137	93% ▲
SEDGWICK CLAIMS MANAGEMENT SERVICES Group Total	180	172	96% ▲	147	137	93% ▲
SENTRY INSURANCE CA426 MIDDLESEX INSURANCE COMPANY CA402 SENTRY CASUALTY CA305 SENTRY INSURANCE CA308 SENTRY SELECT INSURANCE	MOPs Filed 1 15 3 No Filings	Timely MOPs 1 15 3 No Filings	Compliance 100% 100% 100% No Filings	NOCs Filed No Filings 3 5 No Filings	Timely NOCs No Filings 2 5 No Filings	Compliance No Filings 67% 100% No Filings
Total	19	19	100% ▲	8	7	88% ▼
SENTRY INSURANCE Group Total	19	19	100% ▲	8	7	88% ▼
SOMPO JAPAN INSURANCE SOMPO JAPAN INSURANCE COMPANY OF AMERICA	MOPs Filed *	Timely MOPs *	Compliance *	NOCs Filed *	Timely NOCs *	Compliance *
Total	*	*	*	*	*	*
SOMPO JAPAN INSURANCE TPA Administered Claims CA040 BROADSPIRE SERVICES	No Filings	No Filings	No Filings	1	1	100%
TPA Total	No Filings	No Filings	No Filings	1	1	100% ▲
SOMPO JAPAN INSURANCE Group Total	No Filings	No Filings	No Filings	1	1	100% ▲
STARR INDEMNITY INSURANCE STARR INDEMNITY INSURANCE	MOPs Filed *	Timely MOPs *	Compliance *	NOCs Filed *	Timely NOCs *	Compliance *
Total	*	*	*	*	*	*
STARR INDEMNITY INSURANCE TPA Administered Claims CA160 ESIS CA190 GALLAGHER BASSETT SERVICES CA300 SEDGWICK CLAIMS MANAGEMENT SERVICES	2 3 1	2 3 1	100% 100% 100%	1 No Filings No Filings	1 No Filings No Filings	100% No Filings No Filings
TPA Total	6	6	100% ▲	1	1	100% ▲
STARR INDEMNITY INSURANCE Group Total	6	6	100% ▲	1	1	100% ▲
STATE OF MAINE WORKERS' COMPENSATION TRUST CA307 STATE OF MAINE WORKERS' COMPENSATION TRUST	MOPs Filed 163	Timely MOPs 160	Compliance 98%	NOCs Filed 124	Timely NOCs 122	Compliance 98%
Total	163	160	98% ▲	124	122	98% ▲
STATE OF MAINE WORKERS' COMPENSATION TRUST Group Total	163	160	98% ▲	124	122	98% ▲
SYNERNET CA320 SYNERNET	MOPs Filed 99	Timely MOPs 88	Compliance 89%	NOCs Filed 169	Timely NOCs 160	Compliance 95%
Total	99	88	89% ▲	169	160	95% ▲
SYNERNET Group Total	99	88	89% ▲	169	160	95% ▲

INSURANCE GROUP COMPLIANCE
Initial MOP and Initial Indemnity NOC Filings
Annual
1/1/2017 - 12/31/2017

Insurance Company	Total Initial MOPs Filed	Initial MOPs Filed Timely	Compliance Percentage	Total Initial Indemnity NOCs Filed	Initial Indemnity NOCs Filed Timely	Compliance Percentage
T.H.E. INSURANCE	MOPs Filed	Timely MOPs	Compliance	NOCs Filed	Timely NOCs	Compliance
CA317 T.H.E. INSURANCE	1	1	100%	No Filings	No Filings	No Filings
Total	1	1	100% ▲	No Filings	No Filings	No Filings
T.H.E. INSURANCE Group Total	1	1	100% ▲	No Filings	No Filings	No Filings
THE AMERICAN EQUITY UNDERWRITERS	MOPs Filed	Timely MOPs	Compliance	NOCs Filed	Timely NOCs	Compliance
CA323 THE AMERICAN EQUITY UNDERWRITERS	No Filings	No Filings	No Filings	1	1	100%
Total	No Filings	No Filings	No Filings	1	1	100% ▲
THE AMERICAN EQUITY UNDERWRITERS Group Total	No Filings	No Filings	No Filings	1	1	100% ▲
TRAVELERS INSURANCE	MOPs Filed	Timely MOPs	Compliance	NOCs Filed	Timely NOCs	Compliance
CA072 CHARTER OAK FIRE INSURANCE	43	25	58%	17	17	100%
CA164 FARMINGTON CASUALTY	1	1	100%	2	1	50%
CA284 PHOENIX INSURANCE	2	2	100%	1	1	100%
CA306 STANDARD FIRE INSURANCE	12	9	75%	4	4	100%
CA347 TRAVELERS CASUALTY & SURETY	4	4	100%	No Filings	No Filings	No Filings
CA348 TRAVELERS CASUALTY INSURANCE COMPANY OF AMERICA	2	2	100%	3	2	67%
CA349 TRAVELERS COMMERCIAL CASUALTY	4	4	100%	5	4	80%
CA343 TRAVELERS INDEMNITY COMPANY	No Filings	No Filings	No Filings	No Filings	No Filings	No Filings
CA346 TRAVELERS INDEMNITY COMPANY OF AMERICA	3	1	33%	1	1	100%
CA345 TRAVELERS PROPERTY CASUALTY INSURANCE	3	3	100%	1	1	100%
Total	74	51	69% ▼	34	31	91% ▲
TRAVELERS INSURANCE TPA Administered Claims						
CA012 ALTERNATIVE SERVICE CONCEPTS LLC	1	0	0%	No Filings	No Filings	No Filings
CA117 COTTINGHAM & BUTLER CLAIMS SERVICES	1	1	100%	No Filings	No Filings	No Filings
CA160 ESIS	No Filings	No Filings	No Filings	No Filings	No Filings	No Filings
CA190 GALLAGHER BASSETT SERVICES	10	7	70%	1	0	0%
CA300 SEDGWICK CLAIMS MANAGEMENT SERVICES	9	9	100%	6	6	100%
CA340 YORK RISK SERVICES	No Filings	No Filings	No Filings	1	1	100%
TPA Total	21	17	81% ▼	8	7	88% ▼
TRAVELERS INSURANCE Group Total	95	68	72% ▼	42	38	90% ▲
TRISTAR RISK ENTERPRISE MANAGEMENT	MOPs Filed	Timely MOPs	Compliance	NOCs Filed	Timely NOCs	Compliance
CA280 TRISTAR RISK ENTERPRISE MANAGEMENT	4	3	75%	No Filings	No Filings	No Filings
Total	4	3	75% ▼	No Filings	No Filings	No Filings
TRISTAR RISK ENTERPRISE MANAGEMENT Group Total	4	3	75% ▼	No Filings	No Filings	No Filings

Maine Workers' Compensation Board

Initial MOP Filing Benchmark: 85%

Initial Indemnity NOC Benchmark: 90%

* Indicates no claims activity

▲ Indicates benchmark met or exceeded

▼ Indicates benchmark not met

INSURANCE GROUP COMPLIANCE
Initial MOP and Initial Indemnity NOC Filings
Annual
1/1/2017 - 12/31/2017

Insurance Company	Total Initial MOPs Filed	Initial MOPs Filed Timely	Compliance Percentage	Total Initial Indemnity NOCs Filed	Initial Indemnity NOCs Filed Timely	Compliance Percentage
XL INSURANCE	MOPs Filed	Timely MOPs	Compliance	NOCs Filed	Timely NOCs	Compliance
CA384 XL INSURANCE	*	*	*	*	*	*
Total	*	*	*	*	*	*
XL INSURANCE TPA Administered Claims						
CA040 BROADSPIRE SERVICES	No Filings	No Filings	No Filings	No Filings	No Filings	No Filings
CA116 CORVEL ENTERPRISE COMP	3	0	0%	2	0	0%
CA117 COTTINGHAM & BUTLER CLAIMS SERVICES	2	1	50%	2	2	100%
CA160 ESIS	No Filings	No Filings	No Filings	No Filings	No Filings	No Filings
CA190 GALLAGHER BASSETT SERVICES	25	19	76%	12	10	83%
CA300 SEDGWICK CLAIMS MANAGEMENT SERVICES	10	9	90%	4	4	100%
TPA Total	40	29	73% ▼	20	16	80% ▼
XL INSURANCE Group Total	40	29	73% ▼	20	16	80% ▼
YORK RISK SERVICES	MOPs Filed	Timely MOPs	Compliance	NOCs Filed	Timely NOCs	Compliance
CA340 YORK RISK SERVICES	13	9	69%	6	5	83%
Total	13	9	69% ▼	6	5	83% ▼
YORK RISK SERVICES Group Total	13	9	69% ▼	6	5	83% ▼
ZURICH INSURANCE	MOPs Filed	Timely MOPs	Compliance	NOCs Filed	Timely NOCs	Compliance
CA022 AMERICAN ZURICH	6	4	67%	9	9	100%
CA400 ZURICH AMERICAN INSURANCE	2	2	100%	6	6	100%
CA404 ZURICH AMERICAN INSURANCE COMPANY OF ILLINOIS	No Filings	No Filings	No Filings	No Filings	No Filings	No Filings
Total	8	6	75% ▼	15	15	100% ▲
ZURICH INSURANCE TPA Administered Claims						
CA040 BROADSPIRE SERVICES	2	2	100%	1	1	100%
CA160 ESIS	No Filings	No Filings	No Filings	2	2	100%
CA190 GALLAGHER BASSETT SERVICES	12	8	67%	6	4	67%
CA300 SEDGWICK CLAIMS MANAGEMENT SERVICES	4	3	75%	3	3	100%
TPA Total	18	13	72% ▼	12	10	83% ▼
ZURICH INSURANCE Group Total	26	19	73% ▼	27	25	93% ▲

IN-STATE GROUP COMPLIANCE

Lost Time FROI and Initial Indemnity Payments

Annual

1/1/2017 - 12/31/2017

		Total Lost Time FROIs Filed	Lost Time FROIs Filed Timely	Compliance Percentage	Total Initial Indemnity Payments Made	Initial Indemnity Payments Made Timely	Compliance Percentage
	ACADIA INSURANCE	FROIs Filed	Timely FROIs	Compliance	Payments Made	Timely Payments	Compliance
CA010	Group Total	350	250	71% ▼	103	72	70% ▼
	BATH IRON WORKS	FROIs Filed	Timely FROIs	Compliance	Payments Made	Timely Payments	Compliance
CA036	Group Total	338	327	97% ▲	48	46	96% ▲
	CANNON COCHRAN MANAGEMENT SERVICES	FROIs Filed	Timely FROIs	Compliance	Payments Made	Timely Payments	Compliance
CA070	Group Total	633	518	82% ▼	215	193	90% ▲
	CIANBRO CORPORATION	FROIs Filed	Timely FROIs	Compliance	Payments Made	Timely Payments	Compliance
CA085	Group Total	1	0	0% ▼	1	0	0% ▼
	CROSS INSURANCE	FROIs Filed	Timely FROIs	Compliance	Payments Made	Timely Payments	Compliance
CA093	Group Total	1204	1138	95% ▲	146	137	94% ▲
	FRANKENMUTH INSURANCE	FROIs Filed	Timely FROIs	Compliance	Payments Made	Timely Payments	Compliance
CA095	Group Total	1	0	0% ▼	1	1	100% ▲
	FUTURECOMP	FROIs Filed	Timely FROIs	Compliance	Payments Made	Timely Payments	Compliance
CA175	Group Total	247	232	94% ▲	58	46	79% ▼
	GREAT FALLS INSURANCE	FROIs Filed	Timely FROIs	Compliance	Payments Made	Timely Payments	Compliance
	Group Total	329	246	75% ▼	114	102	89% ▲
	HANNAFORD BROTHERS	FROIs Filed	Timely FROIs	Compliance	Payments Made	Timely Payments	Compliance
CA201	Group Total	265	187	71% ▼	109	89	82% ▼
	MAINE AUTOMOBILE DEALERS ASSOCIATION	FROIs Filed	Timely FROIs	Compliance	Payments Made	Timely Payments	Compliance
CA220	Group Total	138	124	90% ▲	47	40	85% ▼
	MAINE EMPLOYERS' MUTUAL INSURANCE	FROIs Filed	Timely FROIs	Compliance	Payments Made	Timely Payments	Compliance
CA260	Group Total	5382	4321	80% ▼	1383	1310	95% ▲
	MAINE HEALTHCARE ASSOCIATION	FROIs Filed	Timely FROIs	Compliance	Payments Made	Timely Payments	Compliance
CA234	Group Total	117	103	88% ▲	22	13	59% ▼
	MAINE MOTOR TRANSPORT ASSOCIATION	FROIs Filed	Timely FROIs	Compliance	Payments Made	Timely Payments	Compliance
CA230	Group Total	176	169	96% ▲	34	33	97% ▲
	MAINE MUNICIPAL ASSOCIATION	FROIs Filed	Timely FROIs	Compliance	Payments Made	Timely Payments	Compliance
CA225	Group Total	879	827	94% ▲	245	231	94% ▲

Maine Workers' Compensation Board

Lost Time FROI Filing Benchmark: 85%

Initial Indemnity Payment Benchmark: 87%

* Indicates no claims activity

▲ Indicates benchmark met or exceeded

▼ Indicates benchmark not met

IN-STATE GROUP COMPLIANCE

Lost Time FROI and Initial Indemnity Payments

Annual

1/1/2017 - 12/31/2017

	Total Lost Time FROIs Filed	Lost Time FROIs Filed Timely	Compliance Percentage		Total Initial Indemnity Payments Made	Initial Indemnity Payments Made Timely	Compliance Percentage
MAINE SCHOOL MANAGEMENT ASSOCIATION	FROIs Filed	Timely FROIs	Compliance		Payments Made	Timely Payments	Compliance
CA250 Group Total	348	340	98% ▲		94	93	99% ▲
SEDGWICK CLAIMS MANAGEMENT SERVICES	FROIs Filed	Timely FROIs	Compliance		Payments Made	Timely Payments	Compliance
CA300 Group Total	770	717	93% ▲		180	173	96% ▲
STATE OF MAINE WORKERS' COMPENSATION TRUST	FROIs Filed	Timely FROIs	Compliance		Payments Made	Timely Payments	Compliance
CA307 Group Total	617	558	90% ▲		163	162	99% ▲
SYNERNET	FROIs Filed	Timely FROIs	Compliance		Payments Made	Timely Payments	Compliance
CA320 Group Total	532	454	85% ▲		99	92	93% ▲
	FROIs Filed	Timely FROIs	Compliance		Payments Made	Timely Payments	Compliance
TOTAL IN-STATE	12,327	10,511	85% ▲		3,062	2,833	93% ▲

Maine Workers' Compensation Board

Lost Time FROI Filing Benchmark: 85%

Initial Indemnity Payment Benchmark: 87%

* Indicates no claims activity

▲ Indicates benchmark met or exceeded

▼ Indicates benchmark not met

IN-STATE GROUP COMPLIANCE
Initial MOP and Initial Indemnity NOC Filings
Annual
1/1/2017 - 12/31/2017

		Total Initial MOPs Filed	Initial MOPs Filed Timely	Compliance Percentage	Total Initial Indemnity NOCs Filed	Initial Indemnity NOCs Filed Timely	Compliance Percentage
	ACADIA INSURANCE	MOPs Filed	Timely MOPs	Compliance	NOCs Filed	Timely NOCs	Compliance
CA010	Group Total	103	77	75% ▼	57	52	91% ▲
	BATH IRON WORKS	MOPs Filed	Timely MOPs	Compliance	NOCs Filed	Timely NOCs	Compliance
CA036	Group Total	48	46	96% ▲	60	52	87% ▼
	CANNON COCHRAN MANAGEMENT SERVICES	MOPs Filed	Timely MOPs	Compliance	NOCs Filed	Timely NOCs	Compliance
CA070	Group Total	215	193	90% ▲	106	98	92% ▲
	CIANBRO CORPORATION	MOPs Filed	Timely MOPs	Compliance	NOCs Filed	Timely NOCs	Compliance
CA085	Group Total	1	0	0% ▼	No Filings	No Filings	No Filings
	CROSS INSURANCE	MOPs Filed	Timely MOPs	Compliance	NOCs Filed	Timely NOCs	Compliance
CA093	Group Total	146	134	92% ▲	295	289	98% ▲
	FRANKENMUTH INSURANCE	MOPs Filed	Timely MOPs	Compliance	NOCs Filed	Timely NOCs	Compliance
CA095	Group Total	1	1	100% ▲	No Filings	No Filings	No Filings
	FUTURECOMP	MOPs Filed	Timely MOPs	Compliance	NOCs Filed	Timely NOCs	Compliance
CA175	Group Total	58	46	79% ▼	46	43	93% ▲
	GREAT FALLS INSURANCE	MOPs Filed	Timely MOPs	Compliance	NOCs Filed	Timely NOCs	Compliance
	Group Total	114	99	87% ▲	60	56	93% ▲
	HANNAFORD BROTHERS	MOPs Filed	Timely MOPs	Compliance	NOCs Filed	Timely NOCs	Compliance
CA201	Group Total	109	82	75% ▼	30	22	73% ▼
	MAINE AUTOMOBILE DEALERS ASSOCIATION	MOPs Filed	Timely MOPs	Compliance	NOCs Filed	Timely NOCs	Compliance
CA220	Group Total	47	47	100% ▲	9	8	89% ▼
	MAINE EMPLOYERS' MUTUAL INSURANCE	MOPs Filed	Timely MOPs	Compliance	NOCs Filed	Timely NOCs	Compliance
CA260	Group Total	1383	1279	92% ▲	1069	1002	94% ▲
	MAINE HEALTHCARE ASSOCIATION	MOPs Filed	Timely MOPs	Compliance	NOCs Filed	Timely NOCs	Compliance
CA234	Group Total	22	15	68% ▼	24	23	96% ▲
	MAINE MOTOR TRANSPORT ASSOCIATION	MOPs Filed	Timely MOPs	Compliance	NOCs Filed	Timely NOCs	Compliance
CA230	Group Total	34	34	100% ▲	38	36	95% ▲

IN-STATE GROUP COMPLIANCE

Initial MOP and Initial Indemnity NOC Filings

Annual

1/1/2017 - 12/31/2017

		Total Initial MOPs Filed	Initial MOPs Filed Timely	Compliance Percentage		Total Initial Indemnity NOCs Filed	Initial Indemnity NOCs Filed Timely	Compliance Percentage	
MAINE MUNICIPAL ASSOCIATION		MOPs Filed	Timely MOPs	Compliance		NOCs Filed	Timely NOCs	Compliance	
CA225	Group Total	245	234	96% ▲		214	208	97% ▲	
MAINE SCHOOL MANAGEMENT ASSOCIATION		MOPs Filed	Timely MOPs	Compliance		NOCs Filed	Timely NOCs	Compliance	
CA250	Group Total	94	94	100% ▲		60	60	100% ▲	
SEDGWICK CLAIMS MANAGEMENT SERVICES		MOPs Filed	Timely MOPs	Compliance		NOCs Filed	Timely NOCs	Compliance	
CA300	Group Total	180	172	96% ▲		147	137	93% ▲	
STATE OF MAINE WORKERS' COMPENSATION TRUST		MOPs Filed	Timely MOPs	Compliance		NOCs Filed	Timely NOCs	Compliance	
CA307	Group Total	163	160	98% ▲		124	122	98% ▲	
SYNERNET		MOPs Filed	Timely MOPs	Compliance		NOCs Filed	Timely NOCs	Compliance	
CA320	Group Total	99	88	89% ▲		169	160	95% ▲	
		MOPs Filed	Timely MOPs	Compliance		NOCs Filed	Timely NOCs	Compliance	
TOTAL IN-STATE		3,062	2,801	91% ▲		2,508	2,368	94% ▲	

Maine Workers' Compensation Board

Initial MOP Filing Benchmark: 85%

Initial Indemnity NOC Benchmark: 90%

* Indicates no claims activity

▲ Indicates benchmark met or exceeded

▼ Indicates benchmark not met

OUT-OF-STATE GROUP COMPLIANCE
Lost Time FROI and Initial Indemnity Payments
Annual
1/1/2017 - 12/31/2017

		Total Lost Time FROIs Filed	Lost Time FROIs Filed Timely	Compliance Percentage	Total Initial Indemnity Payments Made	Initial Indemnity Payments Made Timely	Compliance Percentage
ACCIDENT FUND INSURANCE		FROIs Filed	Timely FROIs	Compliance	Payments Made	Timely Payments	Compliance
	Group Total	1	1	100% ▲	No Filings	No Filings	No Filings
ACUITY MUTUAL INSURANCE		FROIs Filed	Timely FROIs	Compliance	Payments Made	Timely Payments	Compliance
CA418	Group Total	3	3	100% ▲	1	0	0% ▼
AIG INSURANCE		FROIs Filed	Timely FROIs	Compliance	Payments Made	Timely Payments	Compliance
CA015	Group Total	304	253	83% ▼	129	112	87% ▲
ALTERNATIVE SERVICE CONCEPTS LLC		FROIs Filed	Timely FROIs	Compliance	Payments Made	Timely Payments	Compliance
CA012	Group Total	2	0	0% ▼	2	1	50% ▼
AMERISURE INSURANCE		FROIs Filed	Timely FROIs	Compliance	Payments Made	Timely Payments	Compliance
	Group Total	1	0	0% ▼	No Filings	No Filings	No Filings
AMTRUST INSURANCE		FROIs Filed	Timely FROIs	Compliance	Payments Made	Timely Payments	Compliance
	Group Total	54	31	57% ▼	19	14	74% ▼
ARCH INSURANCE		FROIs Filed	Timely FROIs	Compliance	Payments Made	Timely Payments	Compliance
	Group Total	94	75	80% ▼	34	29	85% ▼
ATLANTIC SPECIALTY INSURANCE		FROIs Filed	Timely FROIs	Compliance	Payments Made	Timely Payments	Compliance
	Group Total	1	0	0% ▼	1	0	0% ▼
BENCHMARK INSURANCE		FROIs Filed	Timely FROIs	Compliance	Payments Made	Timely Payments	Compliance
CA433	Group Total	1	0	0% ▼	1	1	100% ▲
BERKSHIRE HATHAWAY INSURANCE		FROIs Filed	Timely FROIs	Compliance	Payments Made	Timely Payments	Compliance
	Group Total	3	1	33% ▼	3	2	67% ▼
BROADSPIRE SERVICES		FROIs Filed	Timely FROIs	Compliance	Payments Made	Timely Payments	Compliance
CA040	Group Total	39	35	90% ▲	13	13	100% ▲
BROTHERHOOD MUTUAL INSURANCE COMPANY		FROIs Filed	Timely FROIs	Compliance	Payments Made	Timely Payments	Compliance
CA043	Group Total	1	0	0% ▼	No Filings	No Filings	No Filings
CHEROKEE INSURANCE		FROIs Filed	Timely FROIs	Compliance	Payments Made	Timely Payments	Compliance
CA044	Group Total	1	0	0% ▼	No Filings	No Filings	No Filings
CHUBB INSURANCE		FROIs Filed	Timely FROIs	Compliance	Payments Made	Timely Payments	Compliance
	Group Total	601	495	82% ▼	172	145	84% ▼

OUT-OF-STATE GROUP COMPLIANCE
Lost Time FROI and Initial Indemnity Payments
Annual
1/1/2017 - 12/31/2017

		Total Lost Time FROIs Filed	Lost Time FROIs Filed Timely	Compliance Percentage		Total Initial Indemnity Payments Made	Initial Indemnity Payments Made Timely	Compliance Percentage
CLAIMS MANAGEMENT (WALMART)		FROIs Filed	Timely FROIs	Compliance		Payments Made	Timely Payments	Compliance
CA100	Group Total	189	171	90% ▲		27	25	93% ▲
CNA INSURANCE		FROIs Filed	Timely FROIs	Compliance		Payments Made	Timely Payments	Compliance
	Group Total	24	24	100% ▲		10	9	90% ▲
CONSTITUTION STATE SERVICES		FROIs Filed	Timely FROIs	Compliance		Payments Made	Timely Payments	Compliance
CA110	Group Total	36	25	69% ▼		11	8	73% ▼
CORVEL ENTERPRISE COMP		FROIs Filed	Timely FROIs	Compliance		Payments Made	Timely Payments	Compliance
CA116	Group Total	43	10	23% ▼		13	7	54% ▼
COTTINGHAM & BUTLER CLAIMS SERVICES		FROIs Filed	Timely FROIs	Compliance		Payments Made	Timely Payments	Compliance
CA117	Group Total	20	17	85% ▲		9	7	78% ▼
EASTERN ALLIANCE INSURANCE		FROIs Filed	Timely FROIs	Compliance		Payments Made	Timely Payments	Compliance
CA141	Group Total	7	6	86% ▲		3	3	100% ▲
ELECTRIC INSURANCE		FROIs Filed	Timely FROIs	Compliance		Payments Made	Timely Payments	Compliance
CA150	Group Total	22	21	95% ▲		6	6	100% ▲
ESIS		FROIs Filed	Timely FROIs	Compliance		Payments Made	Timely Payments	Compliance
CA160	Group Total	90	48	53% ▼		29	18	62% ▼
EVEREST REINS HOLDINGS GROUP		FROIs Filed	Timely FROIs	Compliance		Payments Made	Timely Payments	Compliance
	Group Total	3	0	0% ▼		1	0	0% ▼
FEDERATED MUTUAL INSURANCE		FROIs Filed	Timely FROIs	Compliance		Payments Made	Timely Payments	Compliance
CA091	Group Total	22	9	41% ▼		10	7	70% ▼
FIREMAN'S FUND INSURANCE		FROIs Filed	Timely FROIs	Compliance		Payments Made	Timely Payments	Compliance
CA170	Group Total	1	0	0% ▼		No Filings	No Filings	No Filings
GALLAGHER BASSETT SERVICES		FROIs Filed	Timely FROIs	Compliance		Payments Made	Timely Payments	Compliance
CA190	Group Total	343	246	72% ▼		150	102	68% ▼
GREAT AMERICAN INSURANCE		FROIs Filed	Timely FROIs	Compliance		Payments Made	Timely Payments	Compliance
CA193	Group Total	8	1	13% ▼		No Filings	No Filings	No Filings
GREAT WEST INSURANCE		FROIs Filed	Timely FROIs	Compliance		Payments Made	Timely Payments	Compliance
CA196	Group Total	1	0	0% ▼		1	1	100% ▲
GUARD INSURANCE		FROIs Filed	Timely FROIs	Compliance		Payments Made	Timely Payments	Compliance
	Group Total	62	28	45% ▼		18	16	89% ▲

Maine Workers' Compensation Board
Lost Time FROI Filing Benchmark: 85%
Initial Indemnity Payment Benchmark: 87%

* Indicates no claims activity
▲ Indicates benchmark met or exceeded
▼ Indicates benchmark not met

OUT-OF-STATE GROUP COMPLIANCE
Lost Time FROI and Initial Indemnity Payments
Annual
1/1/2017 - 12/31/2017

		Total Lost Time FROIs Filed	Lost Time FROIs Filed Timely	Compliance Percentage	Total Initial Indemnity Payments Made	Initial Indemnity Payments Made Timely	Compliance Percentage
HANNOVER INSURANCE		FROIs Filed	Timely FROIs	Compliance	Payments Made	Timely Payments	Compliance
Group Total		8	4	50% ▼	4	3	75% ▼
HANOVER INSURANCE		FROIs Filed	Timely FROIs	Compliance	Payments Made	Timely Payments	Compliance
Group Total		46	29	63% ▼	15	14	93% ▲
HARTFORD INSURANCE		FROIs Filed	Timely FROIs	Compliance	Payments Made	Timely Payments	Compliance
Group Total		250	193	77% ▼	73	65	89% ▲
HELMSMAN MANAGEMENT SERVICES		FROIs Filed	Timely FROIs	Compliance	Payments Made	Timely Payments	Compliance
CA204	Group Total	42	19	45% ▼	15	12	80% ▼
LIBERTY MUTUAL INSURANCE		FROIs Filed	Timely FROIs	Compliance	Payments Made	Timely Payments	Compliance
Group Total		304	239	79% ▼	124	101	81% ▼
MACY'S CORPORATE SERVICES		FROIs Filed	Timely FROIs	Compliance	Payments Made	Timely Payments	Compliance
CA213	Group Total	4	4	100% ▲	2	2	100% ▲
MEADOWBROOK INSURANCE		FROIs Filed	Timely FROIs	Compliance	Payments Made	Timely Payments	Compliance
CA255	Group Total	11	8	73% ▼	7	7	100% ▲
MITSUI SUMITOMO INS CO OF AMERICA		FROIs Filed	Timely FROIs	Compliance	Payments Made	Timely Payments	Compliance
Group Total		1	0	0% ▼	1	0	0% ▼
NATIONAL INTERSTATE INSURANCE		FROIs Filed	Timely FROIs	Compliance	Payments Made	Timely Payments	Compliance
CA267	Group Total	5	5	100% ▲	3	3	100% ▲
NATIONWIDE INSURANCE		FROIs Filed	Timely FROIs	Compliance	Payments Made	Timely Payments	Compliance
Group Total		6	3	50% ▼	4	3	75% ▼
NGM INSURANCE		FROIs Filed	Timely FROIs	Compliance	Payments Made	Timely Payments	Compliance
CA265	Group Total	6	3	50% ▼	2	0	0% ▼
NORTH RIVER INSURANCE		FROIs Filed	Timely FROIs	Compliance	Payments Made	Timely Payments	Compliance
CA257	Group Total	6	5	83% ▼	2	2	100% ▲
OBI NATIONAL INSURANCE COMPANY		FROIs Filed	Timely FROIs	Compliance	Payments Made	Timely Payments	Compliance
Group Total		1	0	0% ▼	No Filings	No Filings	No Filings
OLD REPUBLIC INSURANCE		FROIs Filed	Timely FROIs	Compliance	Payments Made	Timely Payments	Compliance
Group Total		84	73	87% ▲	26	23	88% ▲
PENNSYLVANIA MFG ASSN		FROIs Filed	Timely FROIs	Compliance	Payments Made	Timely Payments	Compliance
Group Total		38	25	66% ▼	11	4	36% ▼

Maine Workers' Compensation Board
Lost Time FROI Filing Benchmark: 85%
Initial Indemnity Payment Benchmark: 87%

* Indicates no claims activity
▲ Indicates benchmark met or exceeded
▼ Indicates benchmark not met

OUT-OF-STATE GROUP COMPLIANCE
Lost Time FROI and Initial Indemnity Payments
Annual
1/1/2017 - 12/31/2017

		Total Lost Time FROIs Filed	Lost Time FROIs Filed Timely	Compliance Percentage	Total Initial Indemnity Payments Made	Initial Indemnity Payments Made Timely	Compliance Percentage
PROTECTIVE INSURANCE		FROIs Filed	Timely FROIs	Compliance	Payments Made	Timely Payments	Compliance
CA277	Group Total	8	3	38% ▼	4	2	50% ▼
QBE INSURANCE GROUP		FROIs Filed	Timely FROIs	Compliance	Payments Made	Timely Payments	Compliance
	Group Total	38	32	84% ▼	14	13	93% ▲
SAFETY NATIONAL CASUALTY CORP		FROIs Filed	Timely FROIs	Compliance	Payments Made	Timely Payments	Compliance
	Group Total	91	66	73% ▼	26	20	77% ▼
SENTRY INSURANCE		FROIs Filed	Timely FROIs	Compliance	Payments Made	Timely Payments	Compliance
	Group Total	47	35	74% ▼	19	19	100% ▲
SOMPO JAPAN INSURANCE		FROIs Filed	Timely FROIs	Compliance	Payments Made	Timely Payments	Compliance
	Group Total	2	2	100% ▲	No Filings	No Filings	No Filings
STARR INDEMNITY INSURANCE		FROIs Filed	Timely FROIs	Compliance	Payments Made	Timely Payments	Compliance
	Group Total	12	9	75% ▼	6	5	83% ▼
T.H.E. INSURANCE		FROIs Filed	Timely FROIs	Compliance	Payments Made	Timely Payments	Compliance
CA317	Group Total	2	0	0% ▼	1	1	100% ▲
THE AMERICAN EQUITY UNDERWRITERS		FROIs Filed	Timely FROIs	Compliance	Payments Made	Timely Payments	Compliance
CA323	Group Total	19	6	32% ▼	No Filings	No Filings	No Filings
TRAVELERS INSURANCE		FROIs Filed	Timely FROIs	Compliance	Payments Made	Timely Payments	Compliance
	Group Total	212	126	59% ▼	95	70	74% ▼
TRISTAR RISK ENTERPRISE MANAGEMENT		FROIs Filed	Timely FROIs	Compliance	Payments Made	Timely Payments	Compliance
CA280	Group Total	5	1	20% ▼	4	4	100% ▲
XL INSURANCE		FROIs Filed	Timely FROIs	Compliance	Payments Made	Timely Payments	Compliance
	Group Total	117	91	78% ▼	40	28	70% ▼
YORK RISK SERVICES		FROIs Filed	Timely FROIs	Compliance	Payments Made	Timely Payments	Compliance
CA340	Group Total	34	18	53% ▼	13	9	69% ▼
ZURICH INSURANCE		FROIs Filed	Timely FROIs	Compliance	Payments Made	Timely Payments	Compliance
	Group Total	115	98	85% ▲	26	20	77% ▼
TOTAL OUT-OF-STATE		FROIs Filed	Timely FROIs	Compliance	Payments Made	Timely Payments	Compliance
		3,491	2,597	74% ▼	1,200	956	80% ▼

OUT-OF-STATE GROUP COMPLIANCE
Initial MOP and Initial Indemnity NOC Filings
Annual
1/1/2017 - 12/31/2017

		Total Initial MOPs Filed	Initial MOPs Filed Timely	Compliance Percentage	Total Initial Indemnity NOCs Filed	Initial Indemnity NOCs Filed Timely	Compliance Percentage
ACCIDENT FUND INSURANCE		MOPs Filed	Timely MOPs	Compliance	NOCs Filed	Timely NOCs	Compliance
	Group Total	No Filings	No Filings	No Filings	1	1	100% ▲
ACUITY MUTUAL INSURANCE		MOPs Filed	Timely MOPs	Compliance	NOCs Filed	Timely NOCs	Compliance
CA418	Group Total	1	1	100% ▲	No Filings	No Filings	No Filings
AIG INSURANCE		MOPs Filed	Timely MOPs	Compliance	NOCs Filed	Timely NOCs	Compliance
CA015	Group Total	129	115	89% ▲	59	53	90% ▲
ALTERNATIVE SERVICE CONCEPTS LLC		MOPs Filed	Timely MOPs	Compliance	NOCs Filed	Timely NOCs	Compliance
CA012	Group Total	2	0	0% ▼	No Filings	No Filings	No Filings
AMERISURE INSURANCE		MOPs Filed	Timely MOPs	Compliance	NOCs Filed	Timely NOCs	Compliance
	Group Total	No Filings	No Filings	No Filings	1	0	0% ▼
AMTRUST INSURANCE		MOPs Filed	Timely MOPs	Compliance	NOCs Filed	Timely NOCs	Compliance
	Group Total	19	10	53% ▼	20	17	85% ▼
ARCH INSURANCE		MOPs Filed	Timely MOPs	Compliance	NOCs Filed	Timely NOCs	Compliance
	Group Total	34	30	88% ▲	21	19	90% ▲
ATLANTIC SPECIALTY INSURANCE		MOPs Filed	Timely MOPs	Compliance	NOCs Filed	Timely NOCs	Compliance
	Group Total	1	0	0% ▼	No Filings	No Filings	No Filings
BENCHMARK INSURANCE		MOPs Filed	Timely MOPs	Compliance	NOCs Filed	Timely NOCs	Compliance
CA433	Group Total	1	0	0% ▼	No Filings	No Filings	No Filings
BERKSHIRE HATHAWAY INSURANCE		MOPs Filed	Timely MOPs	Compliance	NOCs Filed	Timely NOCs	Compliance
	Group Total	3	1	33% ▼	No Filings	No Filings	No Filings
BROADSPIRE SERVICES		MOPs Filed	Timely MOPs	Compliance	NOCs Filed	Timely NOCs	Compliance
CA040	Group Total	13	13	100% ▲	5	5	100% ▲
BROTHERHOOD MUTUAL INSURANCE COMPANY		MOPs Filed	Timely MOPs	Compliance	NOCs Filed	Timely NOCs	Compliance
CA043	Group Total	No Filings	No Filings	No Filings	1	1	100% ▲
CHEROKEE INSURANCE		MOPs Filed	Timely MOPs	Compliance	NOCs Filed	Timely NOCs	Compliance
CA044	Group Total	No Filings	No Filings	No Filings	No Filings	No Filings	No Filings

OUT-OF-STATE GROUP COMPLIANCE
Initial MOP and Initial Indemnity NOC Filings
Annual
1/1/2017 - 12/31/2017

		Total Initial MOPs Filed	Initial MOPs Filed Timely	Compliance Percentage		Total Initial Indemnity NOCs Filed	Initial Indemnity NOCs Filed Timely	Compliance Percentage
CHUBB INSURANCE		MOPs Filed	Timely MOPs	Compliance		NOCs Filed	Timely NOCs	Compliance
	Group Total	172	147	85% ▲		121	106	88% ▼
CLAIMS MANAGEMENT (WALMART)		MOPs Filed	Timely MOPs	Compliance		NOCs Filed	Timely NOCs	Compliance
CA100	Group Total	27	24	89% ▲		35	31	89% ▼
CNA INSURANCE		MOPs Filed	Timely MOPs	Compliance		NOCs Filed	Timely NOCs	Compliance
	Group Total	10	10	100% ▲		5	5	100% ▲
CONSTITUTION STATE SERVICES		MOPs Filed	Timely MOPs	Compliance		NOCs Filed	Timely NOCs	Compliance
CA110	Group Total	11	10	91% ▲		17	16	94% ▲
CORVEL ENTERPRISE COMP		MOPs Filed	Timely MOPs	Compliance		NOCs Filed	Timely NOCs	Compliance
CA116	Group Total	13	5	38% ▼		9	5	56% ▼
COTTINGHAM & BUTLER CLAIMS SERVICES		MOPs Filed	Timely MOPs	Compliance		NOCs Filed	Timely NOCs	Compliance
CA117	Group Total	9	7	78% ▼		8	8	100% ▲
EASTERN ALLIANCE INSURANCE		MOPs Filed	Timely MOPs	Compliance		NOCs Filed	Timely NOCs	Compliance
CA141	Group Total	3	3	100% ▲		2	2	100% ▲
ELECTRIC INSURANCE		MOPs Filed	Timely MOPs	Compliance		NOCs Filed	Timely NOCs	Compliance
CA150	Group Total	6	6	100% ▲		6	5	83% ▼
ESIS		MOPs Filed	Timely MOPs	Compliance		NOCs Filed	Timely NOCs	Compliance
CA160	Group Total	29	21	72% ▼		22	21	95% ▲
EVEREST REINS HOLDINGS GROUP		MOPs Filed	Timely MOPs	Compliance		NOCs Filed	Timely NOCs	Compliance
	Group Total	1	0	0% ▼		1	0	0% ▼
FEDERATED MUTUAL INSURANCE		MOPs Filed	Timely MOPs	Compliance		NOCs Filed	Timely NOCs	Compliance
CA091	Group Total	10	4	40% ▼		4	3	75% ▼
FIREMAN'S FUND INSURANCE		MOPs Filed	Timely MOPs	Compliance		NOCs Filed	Timely NOCs	Compliance
CA170	Group Total	No Filings	No Filings	No Filings		No Filings	No Filings	No Filings
GALLAGHER BASSETT SERVICES		MOPs Filed	Timely MOPs	Compliance		NOCs Filed	Timely NOCs	Compliance
CA190	Group Total	150	106	71% ▼		54	40	74% ▼

OUT-OF-STATE GROUP COMPLIANCE
Initial MOP and Initial Indemnity NOC Filings
Annual
1/1/2017 - 12/31/2017

		Total Initial MOPs Filed	Initial MOPs Filed Timely	Compliance Percentage	Total Initial Indemnity NOCs Filed	Initial Indemnity NOCs Filed Timely	Compliance Percentage
GREAT AMERICAN INSURANCE		MOPs Filed	Timely MOPs	Compliance	NOCs Filed	Timely NOCs	Compliance
CA193	Group Total	No Filings	No Filings	No Filings	1	0	0% ▼
GREAT WEST INSURANCE		MOPs Filed	Timely MOPs	Compliance	NOCs Filed	Timely NOCs	Compliance
CA196	Group Total	1	0	0% ▼	No Filings	No Filings	No Filings
GUARD INSURANCE		MOPs Filed	Timely MOPs	Compliance	NOCs Filed	Timely NOCs	Compliance
	Group Total	18	12	67% ▼	4	2	50% ▼
HANNOVER INSURANCE		MOPs Filed	Timely MOPs	Compliance	NOCs Filed	Timely NOCs	Compliance
	Group Total	4	3	75% ▼	1	1	100% ▲
HANOVER INSURANCE		MOPs Filed	Timely MOPs	Compliance	NOCs Filed	Timely NOCs	Compliance
	Group Total	15	13	87% ▲	11	11	100% ▲
HARTFORD INSURANCE		MOPs Filed	Timely MOPs	Compliance	NOCs Filed	Timely NOCs	Compliance
	Group Total	73	68	93% ▲	51	49	96% ▲
HELMSMAN MANAGEMENT SERVICES		MOPs Filed	Timely MOPs	Compliance	NOCs Filed	Timely NOCs	Compliance
CA204	Group Total	15	11	73% ▼	8	5	63% ▼
LIBERTY MUTUAL INSURANCE		MOPs Filed	Timely MOPs	Compliance	NOCs Filed	Timely NOCs	Compliance
	Group Total	124	101	81% ▼	71	62	87% ▼
MACY'S CORPORATE SERVICES		MOPs Filed	Timely MOPs	Compliance	NOCs Filed	Timely NOCs	Compliance
CA213	Group Total	2	2	100% ▲	2	2	100% ▲
MEADOWBROOK INSURANCE		MOPs Filed	Timely MOPs	Compliance	NOCs Filed	Timely NOCs	Compliance
CA255	Group Total	7	7	100% ▲	1	1	100% ▲
MITSUI SUMITOMO INS CO OF AMERICA		MOPs Filed	Timely MOPs	Compliance	NOCs Filed	Timely NOCs	Compliance
	Group Total	1	1	100% ▲	No Filings	No Filings	No Filings
NATIONAL INTERSTATE INSURANCE		MOPs Filed	Timely MOPs	Compliance	NOCs Filed	Timely NOCs	Compliance
CA267	Group Total	3	3	100% ▲	2	2	100% ▲
NATIONWIDE INSURANCE		MOPs Filed	Timely MOPs	Compliance	NOCs Filed	Timely NOCs	Compliance
	Group Total	4	2	50% ▼	4	1	25% ▼

OUT-OF-STATE GROUP COMPLIANCE
Initial MOP and Initial Indemnity NOC Filings
Annual
1/1/2017 - 12/31/2017

		Total Initial MOPs Filed	Initial MOPs Filed Timely	Compliance Percentage	Total Initial Indemnity NOCs Filed	Initial Indemnity NOCs Filed Timely	Compliance Percentage
NGM INSURANCE		MOPs Filed	Timely MOPs	Compliance	NOCs Filed	Timely NOCs	Compliance
CA265	Group Total	2	1	50% ▼	2	1	50% ▼
NORTH RIVER INSURANCE		MOPs Filed	Timely MOPs	Compliance	NOCs Filed	Timely NOCs	Compliance
CA257	Group Total	2	2	100% ▲	No Filings	No Filings	No Filings
OBI NATIONAL INSURANCE COMPANY		MOPs Filed	Timely MOPs	Compliance	NOCs Filed	Timely NOCs	Compliance
	Group Total	No Filings	No Filings	No Filings	1	0	0% ▼
OLD REPUBLIC INSURANCE		MOPs Filed	Timely MOPs	Compliance	NOCs Filed	Timely NOCs	Compliance
	Group Total	26	23	88% ▲	11	11	100% ▲
PENNSYLVANIA MFG ASSN		MOPs Filed	Timely MOPs	Compliance	NOCs Filed	Timely NOCs	Compliance
	Group Total	11	3	27% ▼	4	4	100% ▲
PROTECTIVE INSURANCE		MOPs Filed	Timely MOPs	Compliance	NOCs Filed	Timely NOCs	Compliance
CA277	Group Total	4	2	50% ▼	No Filings	No Filings	No Filings
QBE INSURANCE GROUP		MOPs Filed	Timely MOPs	Compliance	NOCs Filed	Timely NOCs	Compliance
	Group Total	14	12	86% ▲	6	6	100% ▲
SAFETY NATIONAL CASUALTY CORP		MOPs Filed	Timely MOPs	Compliance	NOCs Filed	Timely NOCs	Compliance
	Group Total	26	19	73% ▼	15	13	87% ▼
SENTRY INSURANCE		MOPs Filed	Timely MOPs	Compliance	NOCs Filed	Timely NOCs	Compliance
	Group Total	19	19	100% ▲	8	7	88% ▼
SOMPO JAPAN INSURANCE		MOPs Filed	Timely MOPs	Compliance	NOCs Filed	Timely NOCs	Compliance
	Group Total	No Filings	No Filings	No Filings	1	1	100% ▲
STARR INDEMNITY INSURANCE		MOPs Filed	Timely MOPs	Compliance	NOCs Filed	Timely NOCs	Compliance
	Group Total	6	6	100% ▲	1	1	100% ▲
T.H.E. INSURANCE		MOPs Filed	Timely MOPs	Compliance	NOCs Filed	Timely NOCs	Compliance
CA317	Group Total	1	1	100% ▲	No Filings	No Filings	No Filings
THE AMERICAN EQUITY UNDERWRITERS		MOPs Filed	Timely MOPs	Compliance	NOCs Filed	Timely NOCs	Compliance
CA323	Group Total	No Filings	No Filings	No Filings	1	1	100% ▲

Maine Workers' Compensation Board
Initial MOP Filing Benchmark: 85%
Initial Indemnity NOC Benchmark: 90%

* Indicates no claims activity
▲ Indicates benchmark met or exceeded
▼ Indicates benchmark not met

OUT-OF-STATE GROUP COMPLIANCE
Initial MOP and Initial Indemnity NOC Filings
Annual
1/1/2017 - 12/31/2017

	Total Initial MOPs Filed	Initial MOPs Filed Timely	Compliance Percentage	Total Initial Indemnity NOCs Filed	Initial Indemnity NOCs Filed Timely	Compliance Percentage
TRAVELERS INSURANCE	MOPs Filed	Timely MOPs	Compliance	NOCs Filed	Timely NOCs	Compliance
Group Total	95	68	72% ▼	42	38	90% ▲
TRISTAR RISK ENTERPRISE MANAGEMENT	MOPs Filed	Timely MOPs	Compliance	NOCs Filed	Timely NOCs	Compliance
CA280 Group Total	4	3	75% ▼	No Filings	No Filings	No Filings
XL INSURANCE	MOPs Filed	Timely MOPs	Compliance	NOCs Filed	Timely NOCs	Compliance
Group Total	40	29	73% ▼	20	16	80% ▼
YORK RISK SERVICES	MOPs Filed	Timely MOPs	Compliance	NOCs Filed	Timely NOCs	Compliance
CA340 Group Total	13	9	69% ▼	6	5	83% ▼
ZURICH INSURANCE	MOPs Filed	Timely MOPs	Compliance	NOCs Filed	Timely NOCs	Compliance
Group Total	26	19	73% ▼	27	25	93% ▲
	MOPs Filed	Timely MOPs	Compliance	NOCs Filed	Timely NOCs	Compliance
TOTAL OUT-OF-STATE	1,200	952	79% ▼	693	603	87% ▼

TYPE OF INSURER GROUP COMPLIANCE
Lost Time FROI Filings and Initial Indemnity Payments
Annual
1/1/2017 - 12/31/2017

		Total Lost Time FROIs Filed	Lost Time FROIs Filed Timely	Compliance Percentage	Total Initial Indemnity Payments Made	Initial Indemnity Payments Made Timely	Compliance Percentage
INSURANCE COMPANY							
CA010	ACADIA INSURANCE	350	250	71%	103	72	70%
CA418	ACUITY MUTUAL INSURANCE	3	3	100%	1	0	0%
CA015	AIG DOMESTIC CLAIMS	298	248	83%	128	111	87%
CA428	ALLMERICA FINANCIAL BENEFIT INSURANCE	4	2	50%	3	2	67%
CA017	AMERICAN CASUALTY COMPANY OF READING PA	1	1	100%	1	1	100%
CA003	AMERICAN FIRE & CASUALTY INSURANCE	8	4	50%	1	1	100%
CA022	AMERICAN ZURICH	29	26	90%	6	4	67%
CA019	AMGUARD INSURANCE	50	22	44%	14	12	86%
CA043	BROTHERHOOD MUTUAL INSURANCE COMPANY	1	0	0%	No filings	No filings	No filings
CA072	CHARTER OAK FIRE INSURANCE	95	52	55%	43	30	70%
CA044	CHEROKEE INSURANCE	1	0	0%	No filings	No filings	No filings
CA048	CITIZENS INSURANCE COMPANY OF AMERICA	20	14	70%	5	5	100%
CA083	CNA CLAIMS PLUS	3	3	100%	3	2	67%
CA050	CONTINENTAL CASUALTY	14	14	100%	1	1	100%
CA115	CONTINENTAL INDEMNITY	2	1	50%	2	1	50%
CA141	EASTERN ALLIANCE INSURANCE	7	6	86%	3	3	100%
CA140	EASTGUARD INSURANCE	7	3	43%	2	2	100%
CA380	EMPLOYERS INSURANCE OF WAUSAU	7	6	86%	3	3	100%
CA162	EXCELSIOR INSURANCE	2	2	100%	2	2	100%
CA164	FARMINGTON CASUALTY	7	1	14%	1	0	0%
CA091	FEDERATED MUTUAL INSURANCE	18	6	33%	8	5	63%
CA092	FEDERATED SERVICE INSURANCE	4	3	75%	2	2	100%
CA170	FIREMAN'S FUND INSURANCE	1	0	0%	No filings	No filings	No filings
CA095	FRANKENMUTH INSURANCE	1	0	0%	1	1	100%
CA193	GREAT AMERICAN INSURANCE	1	0	0%	No filings	No filings	No filings
CA196	GREAT WEST INSURANCE	1	0	0%	1	1	100%
CA429	HANOVER AMERICAN INSURANCE	3	1	33%	1	1	100%
CA202	HANOVER INSURANCE	14	7	50%	4	4	100%
CA188	HARTFORD ACCIDENT & INDEMNITY	5	5	100%	No filings	No filings	No filings
CA185	HARTFORD CASUALTY INSURANCE	15	10	67%	9	7	78%
CA203	HARTFORD FIRE INSURANCE	22	19	86%	4	4	100%
CA186	HARTFORD INSURANCE COMPANY OF THE MIDWEST	7	5	71%	1	1	100%
CA187	HARTFORD UNDERWRITERS INSURANCE	25	18	72%	6	5	83%
CA210	LIBERTY MUTUAL INSURANCE	203	171	84%	88	73	83%
CA228	MASSACHUSETTS BAY INSURANCE	5	5	100%	2	2	100%
CA255	MEADOWBROOK INSURANCE	11	8	73%	7	7	100%
CA426	MIDDLESEX INSURANCE COMPANY	4	3	75%	1	1	100%
CA289	NATIONAL CASUALTY	2	1	50%	No filings	No filings	No filings
CA267	NATIONAL INTERSTATE INSURANCE COMPANY	5	5	100%	3	3	100%
CA291	NATIONWIDE AGRIBUSINESS INSURANCE	4	2	50%	4	3	75%
CA265	NGM INSURANCE	6	3	50%	2	0	0%
CA272	NORGUARD INSURANCE	5	3	60%	2	2	100%

Maine Workers' Compensation Board

Lost Time FROI Filing Benchmark: 85%

Initial Indemnity Payment Benchmark: 87%

TYPE OF INSURER GROUP COMPLIANCE
Lost Time FROI Filings and Initial Indemnity Payments
Annual
1/1/2017 - 12/31/2017

		Total Lost Time FROIs Filed	Lost Time FROIs Filed Timely	Compliance Percentage	Total Initial Indemnity Payments Made	Initial Indemnity Payments Made Timely	Compliance Percentage
CA406	OHIO CASUALTY INSURANCE	4	1	25%	1	1	100%
CA407	OHIO SECURITY INSURANCE	23	15	65%	8	5	63%
CA283	PEERLESS INDEMNITY INSURANCE	10	9	90%	1	1	100%
CA275	PEERLESS INSURANCE	40	26	65%	18	13	72%
CA284	PHOENIX INSURANCE	6	2	33%	2	1	50%
CA288	PROPERTY & CASUALTY INSURANCE COMPANY OF	12	9	75%	5	4	80%
CA293	REDWOOD FIRE AND CASUALTY INSURANCE	1	0	0%	1	1	100%
CA296	SENTINEL INSURANCE	5	2	40%	No filings	No filings	No filings
CA402	SENTRY CASUALTY	30	23	77%	15	15	100%
CA305	SENTRY INSURANCE	11	7	64%	3	3	100%
CA308	SENTRY SELECT INSURANCE	2	2	100%	No filings	No filings	No filings
CA306	STANDARD FIRE INSURANCE	25	19	76%	12	9	75%
CA317	T.H.E. INSURANCE	2	0	0%	1	1	100%
CA342	TECHNOLOGY INSURANCE	21	10	48%	7	4	57%
CA309	THE NETHERLANDS INSURANCE	5	4	80%	2	2	100%
CA314	TRANSPORTATION INSURANCE	2	2	100%	2	2	100%
CA347	TRAVELERS CASUALTY & SURETY	7	5	71%	4	3	75%
CA348	TRAVELERS CASUALTY INSURANCE COMPANY OF	6	4	67%	2	2	100%
CA349	TRAVELERS COMMERCIAL CASUALTY	16	9	56%	4	4	100%
CA343	TRAVELERS INDEMNITY COMPANY	1	1	100%	No filings	No filings	No filings
CA346	TRAVELERS INDEMNITY COMPANY OF AMERICA	5	3	60%	3	2	67%
CA345	TRAVELERS PROPERTY CASUALTY INSURANCE	5	1	20%	3	2	67%
CA319	TRUMBULL INSURANCE	77	66	86%	25	25	100%
CA321	TWIN CITY FIRE INSURANCE	19	15	79%	6	6	100%
CA329	VALLEY FORGE INSURANCE COMPANY	1	1	100%	1	1	100%
CA381	WESCO INSURANCE	33	21	64%	12	10	83%
CA408	WEST AMERICAN INSURANCE	2	1	50%	No filings	No filings	No filings
CA400	ZURICH AMERICAN INSURANCE	31	26	84%	2	2	100%
CA404	ZURICH AMERICAN INSURANCE COMPANY OF ILLINOIS	2	2	100%	No filings	No filings	No filings
TOTAL INSURER ADMINISTERED		1,675	1,219	73%	608	493	81%
CA260	MAINE EMPLOYERS' MUTUAL INSURANCE	5,382	4,321	80%	1,383	1,310	95%
SELF INSURED SELF ADMINISTERED							
CA036	BATH IRON WORKS	338	327	97%	48	46	96%
CA085	CIANBRO CORPORATION	1	0	0%	1	0	0%
CA201	HANNAFORD BROTHERS	265	187	71%	109	89	82%
CA213	MACY'S CORPORATE SERVICES	4	4	100%	2	2	100%
CA220	MAINE AUTOMOBILE DEALERS ASSOCIATION	138	124	90%	47	40	85%
CA234	MAINE HEALTHCARE ASSOCIATION	117	103	88%	22	13	59%
CA230	MAINE MOTOR TRANSPORT ASSOCIATION	176	169	96%	34	33	97%
CA225	MAINE MUNICIPAL ASSOCIATION	879	827	94%	245	231	94%
CA250	MAINE SCHOOL MANAGEMENT ASSOCIATION	348	340	98%	94	93	99%
CA307	STATE OF MAINE WORKERS' COMPENSATION TRUST	617	558	90%	163	162	99%
TOTAL SELF INSURED SELF ADMINISTERED		2,883	2,639	92%	765	709	93%

Maine Workers' Compensation Board

Lost Time FROI Filing Benchmark: 85%

Initial Indemnity Payment Benchmark: 87%

TYPE OF INSURER GROUP COMPLIANCE
Lost Time FROI Filings and Initial Indemnity Payments
Annual
1/1/2017 - 12/31/2017

		Total Lost Time FROIs Filed	Lost Time FROIs Filed Timely	Compliance Percentage	Total Initial Indemnity Payments Made	Initial Indemnity Payments Made Timely	Compliance Percentage
TPAS ADMINISTERING FOR INSURERS							
CA012	ALTERNATIVE SERVICE CONCEPTS LLC	2	0	0%	2	1	50%
CA040	BROADSPIRE SERVICES	39	35	90%	13	13	100%
CA070	CANNON COCHRAN MANAGEMENT SERVICES	411	320	78%	142	128	90%
CA100	CLAIMS MANAGEMENT (WALMART)	1	1	100%	No filings	No filings	No filings
CA110	CONSTITUTION STATE SERVICES	36	25	69%	11	8	73%
CA116	CORVEL ENTERPRISE COMP	43	10	23%	13	7	54%
CA117	COTTINGHAM & BUTLER CLAIMS SERVICES	20	17	85%	9	7	78%
CA160	ESIS	80	41	51%	27	17	63%
CA190	GALLAGHER BASSETT SERVICES	342	246	72%	149	102	68%
CA204	HELMSMAN MANAGEMENT SERVICES	15	9	60%	4	4	100%
CA433	NEXT LEVEL ADMINISTRATOR LLC	1	0	0%	1	1	100%
CA300	SEDGWICK CLAIMS MANAGEMENT SERVICES	623	577	93%	151	145	96%
CA323	THE AMERICAN EQUITY UNDERWRITERS	19	6	32%	No filings	No filings	No filings
CA280	TRISTAR RISK ENTERPRISE MANAGEMENT	5	1	20%	4	4	100%
CA340	YORK RISK SERVICES	34	18	55%	13	9	67%
TOTAL TPAS ADMINISTERING FOR INSURERS		1,671	1,306	78%	539	446	83%
TPAS ADMINISTERING FOR SELF INSURED							
CA070	CANNON COCHRAN MANAGEMENT SERVICES	222	198	89%	73	65	89%
CA100	CLAIMS MANAGEMENT (WALMART)	188	170	90%	27	25	93%
CA093	CROSS INSURANCE	1,204	1,138	95%	146	137	94%
CA160	ESIS	10	7	70%	2	1	50%
CA175	FUTURECOMP	247	232	94%	58	46	79%
CA190	GALLAGHER BASSETT SERVICES	1	0	0%	1	0	0%
CA204	HELMSMAN MANAGEMENT SERVICES	27	10	37%	11	8	73%
CA300	SEDGWICK CLAIMS MANAGEMENT SERVICES	147	140	95%	29	28	97%
CA320	SYNERNET	532	454	85%	99	92	93%
TOTAL TPAS ADMINISTERING FOR SELF INSURED		2,578	2,349	91%	446	402	90%
Grand Total:		14,189	11,834	83%	3,741	3,360	90%

Maine Workers' Compensation Board

Lost Time FROI Filing Benchmark: 85%

Initial Indemnity Payment Benchmark: 87%

TYPE OF INSURER GROUP COMPLIANCE
Initial MOP and Initial Indemnity NOC Filings
Annual
1/1/2016 - 12/31/2016

INSURANCE COMPANY	Total Initial MOPs Filed	Initial MOPs Filed Timely	Compliance Percentage	Total Initial Indemnity NOCs Filed	Initial Indemnity NOCs Filed Timely	Compliance Percentage
CA010 ACADIA INSURANCE	103	77	75%	57	52	91%
CA418 ACUITY MUTUAL INSURANCE	1	1	100%	No filings	No filings	No filings
CA015 AIG DOMESTIC CLAIMS	128	114	89%	56	50	89%
CA428 ALLMERICA F NANCIAL BENEFIT INSURANCE	3	2	67%	No filings	No filings	No filings
CA017 AMERICAN CASUALTY COMPANY OF READING PA	1	1	100%	No filings	No filings	No filings
CA003 AMERICAN FIRE & CASUALTY INSURANCE	1	1	100%	1	1	100%
CA022 AMERICAN ZURICH	6	4	67%	9	9	100%
CA019 AMGUARD INSURANCE	14	9	64%	4	2	50%
CA043 BROTHERHOOD MUTUAL INSURANCE COMPANY	No filings	No filings	No filings	1	1	100%
CA072 CHARTER OAK FIRE INSURANCE	43	25	58%	17	17	100%
CA044 CHEROKEE INSURANCE	No filings	No filings	No filings	No filings	No filings	No filings
CA048 CITIZENS INSURANCE COMPANY OF AMERICA	5	5	100%	3	3	100%
CA083 CNA CLAIMS PLUS	3	3	100%	No filings	No filings	No filings
CA050 CONT NENTAL CASUALTY	1	1	100%	5	5	100%
CA115 CONT NENTAL INDEMNITY	2	1	50%	No filings	No filings	No filings
CA141 EASTERN ALLIANCE INSURANCE	3	3	100%	2	2	100%
CA140 EASTGUARD NSURANCE	2	2	100%	No filings	No filings	No filings
CA380 EMPLOYERS NSURANCE OF WAUSAU	3	3	100%	1	1	100%
CA162 EXCELSIOR INSURANCE	2	1	50%	No filings	No filings	No filings
CA164 FARMINGTON CASUALTY	1	1	100%	2	1	50%
CA091 FEDERATED MUTUAL INSURANCE	8	3	38%	4	3	75%
CA092 FEDERATED SERVICE INSURANCE	2	1	50%	No filings	No filings	No filings
CA170 FIREMAN'S FUND INSURANCE	No filings	No filings	No filings	No filings	No filings	No filings
CA095 FRANKENMUTH INSURANCE	1	1	100%	No filings	No filings	No filings
CA193 GREAT AMERICAN INSURANCE	No filings	No filings	No filings	1	0	0%
CA196 GREAT WEST INSURANCE	1	0	0%	No filings	No filings	No filings
CA429 HANOVER AMERICAN INSURANCE	1	0	0%	2	2	100%
CA202 HANOVER INSURANCE	4	4	100%	3	3	100%
CA188 HARTFORD ACCIDENT & INDEMNITY	No filings	No filings	No filings	1	1	100%
CA185 HARTFORD CASUALTY INSURANCE	9	9	100%	3	3	100%
CA203 HARTFORD F RE NSURANCE	4	4	100%	4	4	100%
CA186 HARTFORD INSURANCE COMPANY OF THE MIDWEST	1	1	100%	1	1	100%
CA187 HARTFORD UNDERWRITERS INSURANCE	6	5	83%	6	6	100%
CA210 LIBERTY MUTUAL INSURANCE	88	73	83%	51	45	86%
CA228 MASSACHUSETTS BAY INSURANCE	2	2	100%	3	3	100%
CA255 MEADOWBROOK INSURANCE	7	7	100%	1	1	100%
CA426 MIDDLESEX INSURANCE COMPANY	1	1	100%	No filings	No filings	No filings
CA289 NATIONAL CASUALTY	No filings	No filings	No filings	2	1	50%
CA267 NATIONAL INTERSTATE INSURANCE COMPANY	3	3	100%	2	2	100%
CA291 NATIONWIDE AGRIBUS NESS INSURANCE	4	2	50%	2	0	0%
CA265 NGM INSURANCE	2	1	50%	2	1	50%
CA272 NORGUARD INSURANCE	2	1	50%	No filings	No filings	No filings

Maine Workers' Compensation Board

MOP Filing Benchmark: 85%

Initial Indemnity NOC Benchmark: 90%

TYPE OF INSURER GROUP COMPLIANCE
Initial MOP and Initial Indemnity NOC Filings
Annual
1/1/2016 - 12/31/2016

		Total Initial MOPs Filed	Initial MOPs Filed Timely	Compliance Percentage	Total Initial Indemnity NOCs Filed	Initial Indemnity NOCs Filed Timely	Compliance Percentage
CA406	OHIO CASUALTY INSURANCE	1	1	100%	2	1	50%
CA407	OHIO SECURITY NSURANCE	8	6	75%	3	2	67%
CA283	PEERLESS INDEMNITY INSURANCE	1	1	100%	3	3	100%
CA275	PEERLESS INSURANCE	18	14	78%	8	7	88%
CA284	PHOENIX INSURANCE	2	2	100%	1	1	100%
CA288	PROPERTY & CASUALTY INSURANCE COMPANY OF HARTFORD	5	5	100%	No filings	No filings	No filings
CA293	REDWOOD FIRE AND CASUALTY INSURANCE	1	0	0%	No filings	No filings	No filings
CA296	SENTINEL INSURANCE	No filings	No filings	No filings	2	2	100%
CA402	SENTRY CASUALTY	15	15	100%	3	2	67%
CA305	SENTRY INSURANCE	3	3	100%	5	5	100%
CA308	SENTRY SELECT NSURANCE	No filings	No filings	No filings	No filings	No filings	No filings
CA306	STANDARD FIRE INSURANCE	12	9	75%	4	4	100%
CA317	T.H.E. INSURANCE	1	1	100%	No filings	No filings	No filings
CA342	TECHNOLOGY INSURANCE	7	3	43%	7	6	86%
CA309	THE NETHERLANDS INSURANCE	2	1	50%	2	2	100%
CA314	TRANSPORTATION NSURANCE	2	2	100%	No filings	No filings	No filings
CA347	TRAVELERS CASUALTY & SURETY	4	4	100%	No filings	No filings	No filings
CA348	TRAVELERS CASUALTY INSURANCE COMPANY OF AMERICA	2	2	100%	3	2	67%
CA349	TRAVELERS COMMERCIAL CASUALTY	4	4	100%	5	4	80%
CA343	TRAVELERS INDEMNITY COMPANY	No filings	No filings	No filings	No filings	No filings	No filings
CA346	TRAVELERS INDEMNITY COMPANY OF AMERICA	3	1	33%	1	1	100%
CA345	TRAVELERS PROPERTY CASUALTY INSURANCE	3	3	100%	1	1	100%
CA319	TRUMBULL INSURANCE	25	25	100%	19	18	95%
CA321	TWIN CITY FIRE INSURANCE	6	6	100%	6	6	100%
CA329	VALLEY FORGE INSURANCE COMPANY	1	1	100%	No filings	No filings	No filings
CA381	WESCO INSURANCE	12	7	58%	13	11	85%
CA408	WEST AMERICAN INSURANCE	No filings	No filings	No filings	No filings	No filings	No filings
CA400	ZURICH AMERICAN INSURANCE	2	2	100%	6	6	100%
CA404	ZURICH AMERICAN INSURANCE COMPANY OF ILLINOIS	No filings	No filings	No filings	No filings	No filings	No filings
TOTAL INSURER ADMINISTERED		608	490	81%	340	304	89%
CA260	MAINE EMPLOYERS' MUTUAL INSURANCE	1,383	1,279	92%	1,069	1,002	94%
SELF INSURED SELF ADMINISTERED							
CA036	BATH IRON WORKS	48	46	96%	60	52	87%
CA085	CIANBRO CORPORATION	1	0	0%	No filings	No filings	No filings
CA201	HANNAFORD BROTHERS	109	82	75%	30	22	73%
CA213	MACY'S CORPORATE SERVICES	2	2	100%	2	2	100%
CA220	MAINE AUTOMOB LE DEALERS ASSOCIATION	47	47	100%	9	8	89%
CA234	MAINE HEALTHCARE ASSOCIATION	22	15	68%	24	23	96%
CA230	MAINE MOTOR TRANSPORT ASSOCIATION	34	34	100%	38	36	95%
CA225	MAINE MUNICIPAL ASSOCIATION	245	234	96%	214	208	97%
CA250	MAINE SCHOOL MANAGEMENT ASSOCIATION	94	94	100%	60	60	100%
CA307	STATE OF MAINE WORKERS' COMPENSATION TRUST	163	160	98%	124	122	98%
TOTAL SELF INSURED SELF ADMINISTERED		765	714	93%	561	533	95%

TYPE OF INSURER GROUP COMPLIANCE
Initial MOP and Initial Indemnity NOC Filings
Annual
1/1/2016 - 12/31/2016

	Total Initial MOPs Filed	Initial MOPs Filed Timely	Compliance Percentage	Total Initial Indemnity NOCs Filed	Initial Indemnity NOCs Filed Timely	Compliance Percentage
TPAS ADMINISTERING FOR INSURERS						
CA012 ALTERNATIVE SERVICE CONCEPTS LLC	2	0	0%	No filings	No filings	No filings
CA040 BROADSPIRE SERVICES	13	13	100%	5	5	100%
CA070 CANNON COCHRAN MANAGEMENT SERVICES	142	124	87%	70	64	91%
CA100 CLAIMS MANAGEMENT (WALMART)	No filings	No filings	No filings	1	1	100%
CA110 CONSTITUTION STATE SERVICES	11	10	91%	17	16	94%
CA116 CORVEL ENTERPRISE COMP	13	5	38%	9	5	56%
CA117 COTTINGHAM & BUTLER CLAIMS SERVICES	9	7	78%	8	8	100%
CA160 ESIS	27	19	70%	21	20	95%
CA190 GALLAGHER BASSETT SERVICES	149	106	71%	53	40	75%
CA204 HELMSMAN MANAGEMENT SERVICES	4	4	100%	1	1	100%
CA433 NEXT LEVEL ADMINISTRATOR LLC	1	0	0%	No filings	No filings	No filings
CA300 SEDGWICK CLAIMS MANAGEMENT SERVICES	151	144	95%	116	109	94%
CA323 THE AMERICAN EQUITY UNDERWRITERS	No filings	No filings	No filings	1	1	100%
CA280 TRISTAR RISK ENTERPRISE MANAGEMENT	4	3	75%	No filings	No filings	No filings
CA340 YORK RISK SERVICES	13	9	67%	6	5	83%
TOTAL TPAS ADMINISTERING FOR INSURERS	539	444	82%	308	275	89%
TPAS ADMINISTERING FOR SELF INSURED						
CA070 CANNON COCHRAN MANAGEMENT SERVICES	73	69	95%	36	34	94%
CA100 CLAIMS MANAGEMENT (WALMART)	27	24	89%	34	30	88%
CA093 CROSS NSURANCE	146	134	92%	295	289	98%
CA160 ESIS	2	2	100%	1	1	100%
CA175 FUTURECOMP	58	46	79%	46	43	93%
CA190 GALLAGHER BASSETT SERVICES	1	0	0%	1	0	0%
CA204 HELMSMAN MANAGEMENT SERVICES	11	7	64%	7	4	57%
CA300 SEDGWICK CLAIMS MANAGEMENT SERVICES	29	28	97%	31	28	90%
CA320 SYNERNET	99	88	89%	169	160	95%
TOTAL TPAS ADMINISTERING FOR SELF INSURED	446	398	89%	620	589	95%
Grand Total	3,741	3,325	89%	2,898	2,703	93%