

# MAINE STATE LEGISLATURE

The following document is provided by the  
**LAW AND LEGISLATIVE DIGITAL LIBRARY**  
at the Maine State Law and Legislative Reference Library  
<http://legislature.maine.gov/lawlib>



Reproduced from electronic originals  
(may include minor formatting differences from printed original)



# QUARTERLY COMPLIANCE REPORT

STATE OF MAINE  
WORKERS' COMPENSATION BOARD

First Quarter 2024  
January 1, 2024 - March 31, 2024

Office of Monitoring, Audit &  
Enforcement

John C. Rohde  
Executive Director

27 State House Station  
Augusta, Maine 04333-0027

**State of Maine  
Workers' Compensation Board  
Quarterly Compliance Report  
First Quarter 2024**

**Table of Contents**

1.	Executive Summary	Pages 1-2
2.	Lost Time First Report of Injury Filings	Page 3
3.	Initial Indemnity Payments	Page 4
4.	Initial Memorandum of Payment Filings	Page 5
5.	Initial Indemnity Notice of Controversy Filings	Page 6
6.	Wage Information	Page 7

**Table of Charts**

1.	Lost Time First Report of Injury Filings Timeliness Distribution	Page 3
2.	Lost Time First Report of Injury Filings Quarterly Compliance	Page 3
3.	Lost Time First Report of Injury Filings Compliance Trend	Page 3
4.	Initial Indemnity Payments Timeliness Distribution	Page 4
5.	Initial Indemnity Payments Quarterly Compliance	Page 4
6.	Initial Indemnity Payments Compliance Trend	Page 4
7.	Initial Memorandum of Payment Filings Timeliness Distribution	Page 5
8.	Initial Memorandum of Payment Filings Quarterly Compliance	Page 5
9.	Initial Memorandum of Payment Filings Compliance Trend	Page 5
10.	Initial Indemnity Notice of Controversy Filings Timeliness Distribution	Page 6
11.	Initial Indemnity Notice of Controversy Filings Quarterly Compliance	Page 6
12.	Initial Indemnity Notice of Controversy Filings Compliance Trend	Page 6
13.	Wage Statement Timeliness Distribution	Page 7
14.	Fringe Benefits Worksheet(s) Timeliness Distribution	Page 7

**Appendices**

A.	Insurance Group Compliance	Pages A1-A15
	Lost Time FROI Filings and Initial Indemnity Payments	
B.	Insurance Group Compliance	Pages B1-B15
	Initial MOP and Initial Indemnity NOC Filings	
C.	Insurance Group Compliance	Pages C1-C13
	Wage Statements and Fringe Benefit Form Filings	

## Executive Summary

On July 9, 2024, the Maine Workers' Compensation Board of Directors approved the 2024 First Quarter (January 1, 2024 – March 31, 2024) Compliance Report. This report represents the efforts of the Office of Monitoring, Audit and Enforcement and insurers, self-insurers, and third-party administrators (collectively "insurers").

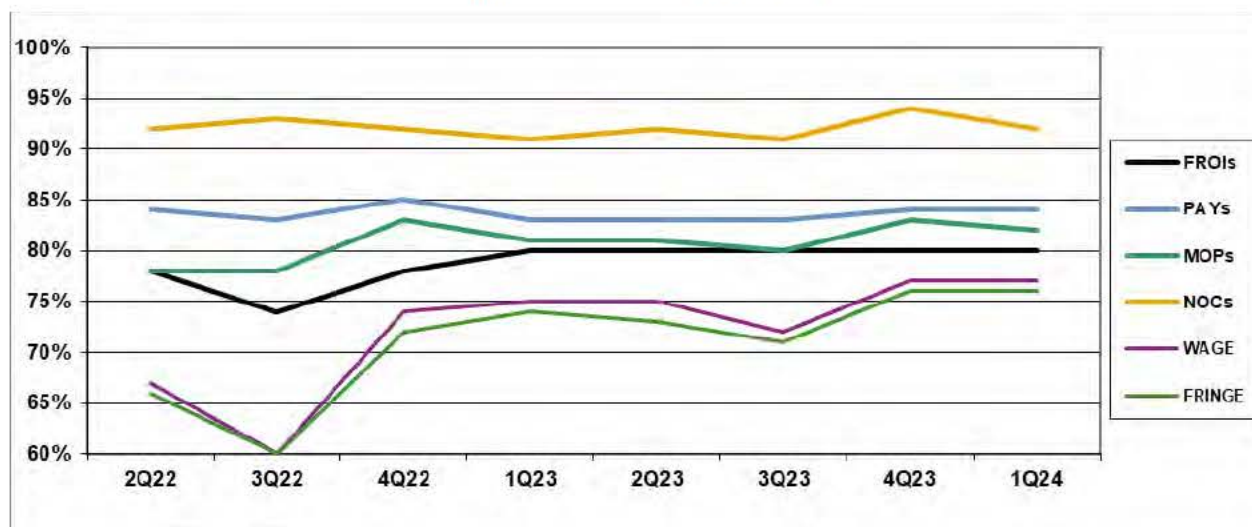
### I. COMPLIANCE OVERVIEW

The Reconciliation Report was sent to 102 insurers on April 18; 69 responded, 31 were not required to respond and 2 did not respond.

The 1Q24 report represents results based upon data received by May 17, 2024. The results are:

	Number of Days	Benchmark	2Q22	3Q22	4Q22	1Q23	2Q23	3Q23	4Q23	1Q24
FROIs	7	85%	78%	74%	78%	80%	80%	80%	80%	80%
PAYs	14	87%	84%	83%	85%	83%	83%	83%	84%	84%
MOPs	17	85%	78%	78%	83%	81%	81%	80%	83%	82%
NOCs	14	90%	92%	93%	92%	91%	92%	91%	94%	92%
WAGE	30	75%	67%	60%	74%	75%	75%	72%	77%	77%
FRINGE	30	75%	66%	60%	72%	74%	73%	71%	76%	76%

**Compliance Benchmark Tracking**





## II. CAVEATS & EXPLANATIONS

### A. General

- Question marks (“?”) within this report indicate that the insurer did not provide all of the data required to measure compliance in that particular area.

### B. Lost Time First Report of Injury (FROI) Filings

- Compliance with this benchmark exists when the FROI is filed (accepted EDI transaction, with or without errors) within 7 days after the employer receives notice or knowledge of an employee injury that has caused the employee to lose a day’s work.

### C. Initial Indemnity Payments (PAYs)

- Compliance with this benchmark exists when the check is mailed within the later of (i) 14 days after the employer’s notice or knowledge of incapacity or (ii) the first day of compensability plus 6 days.
- If an employer continues to pay the employee’s salary, payments are deemed timely for purposes of compliance if made consistent with the employer’s usual payroll practice.

### D. Initial Memorandum of Payment (MOP) Filings

- Compliance with this benchmark exists when the MOP is received within 17 days of the employer’s notice or knowledge of incapacity.

### E. Initial Indemnity Notice of Controversy (NOC) Filings

- Compliance with this benchmark exists when the NOC is filed (accepted EDI transaction, with or without errors) within 14 days after the employer receives notice or knowledge of the incapacity or death. Measurement excludes filings submitted with full denial reason codes 3A-3H (No Coverage).

### F. Wage Information

- Compliance with the benchmark (WCB-2 and WCB-2B forms) exists when the wage information is filed within 30 days of the employer receiving notice or knowledge of incapacity.

## III. COMPLETED AUDITS

The Board conducts compliance audits of insurers to ensure that all obligations under the Workers’ Compensation Act are met. The functions of the audit program include, but are not limited to: ensuring that all reporting requirements of the Board are met, auditing the timeliness of benefit payments, auditing the accuracy of indemnity payments, evaluating claims-handling techniques, and determining whether claims are unreasonably contested.

The following had audits completed in 1<sup>st</sup> Quarter 2024:

Auditee (alpha order)	Total Penalties
Travelers Insurance	\$33,900.00

## LOST TIME FIRST REPORT OF INJURY FILINGS

Chart 1: Timeliness Distribution



Table 1: Received Within

0-7 Days	2,761	80%
8-14 Days	369	11%
15-29 Days	166	5%
30+ Days	155	4%
? Days	0	0%
<b>Total</b>	<b>3,451</b>	<b>100%</b>

\*The percentages may not always add to 100% due to rounding

Chart 2: Quarterly Compliance

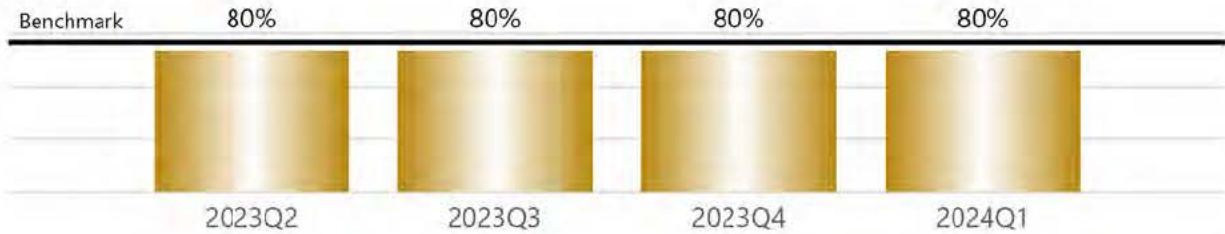
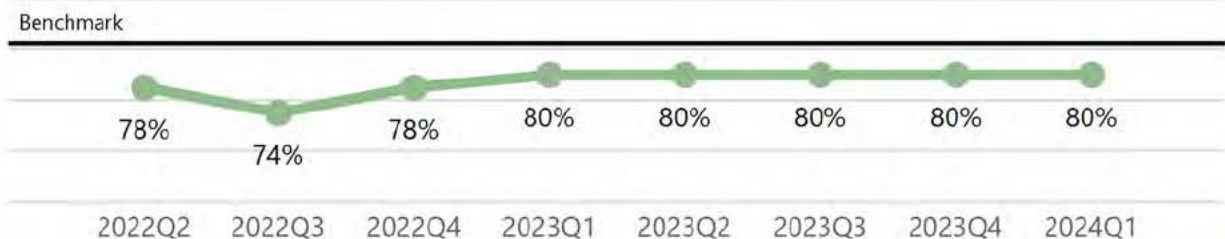


Chart 3: Compliance Trend



## INITIAL INDEMNITY PAYMENTS

Chart 4: Timeliness Distribution



Table 2: Made Within

0-14 Days	809	84%
15-21 Days	57	6%
22-44 Days	66	7%
45+ Days	29	3%
? Days	4	0%
<b>Total</b>	<b>965</b>	<b>100%</b>

\*The percentages may not always add to 100% due to rounding

Initial indemnity payments are monitored to ensure that payments are initiated within the time limits established in Section 205. As a result of these efforts, \$34,250 in penalties was issued to claimants and there are no additional penalties awaiting resolution.

Chart 5: Quarterly Compliance

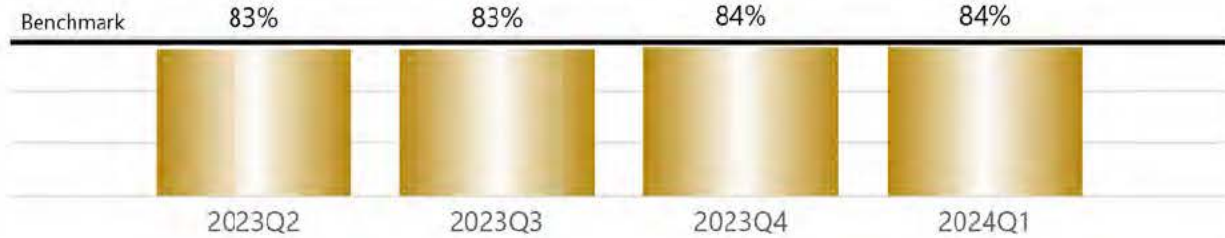
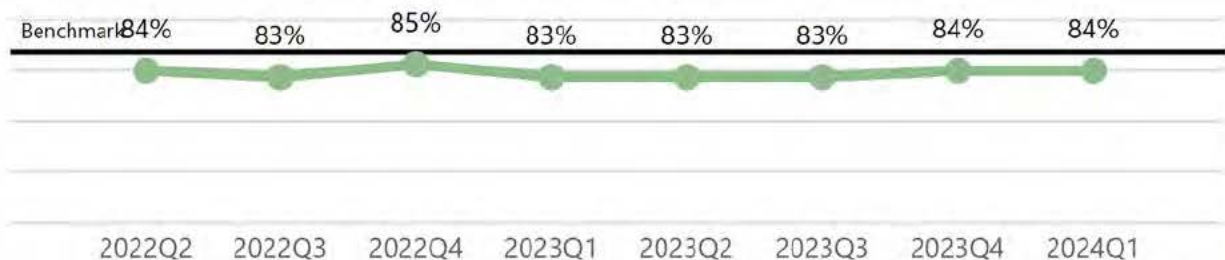


Chart 6: Compliance Trend





## INITIAL MEMORANDUM OF PAYMENT FILINGS

**Chart 7: Timeliness Distribution**

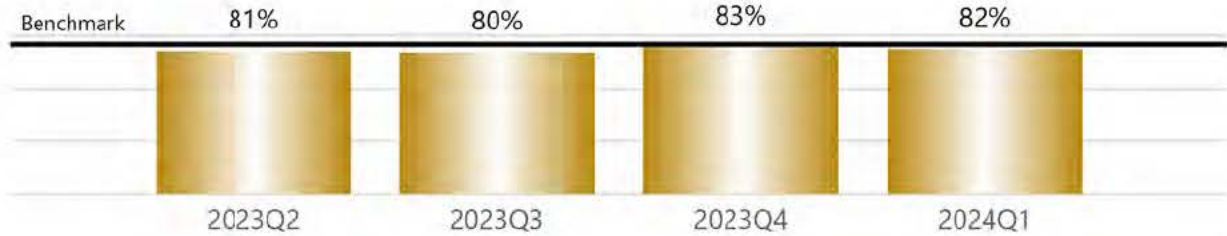


**Table 3: Received Within**

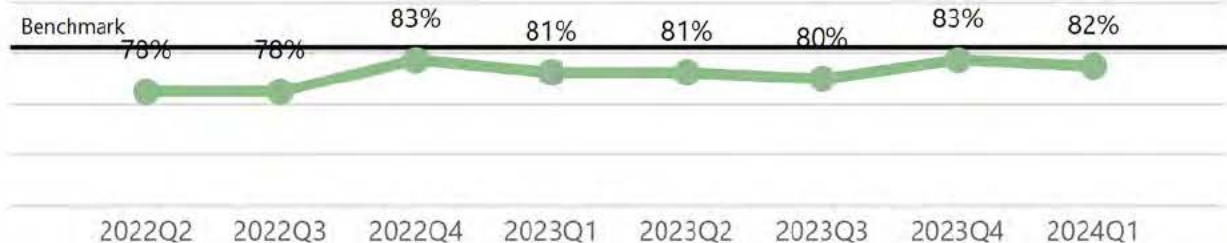
0-17 Days	792	82%
18-21 Days	36	4%
22-44 Days	81	8%
45+ Days	52	5%
? Days	4	0%
<b>Total</b>	<b>965</b>	<b>100%</b>

\*The percentages may not always add to 100% due to rounding

**Chart 8: Quarterly Compliance**

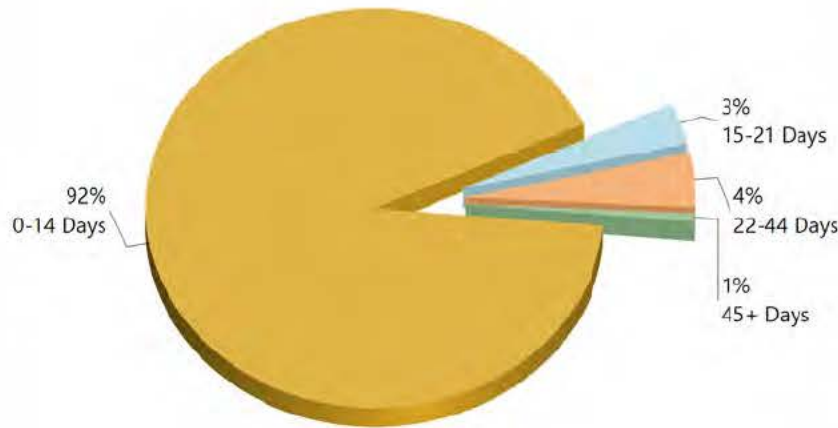


**Chart 9: Compliance Trend**



## INITIAL INDEMNITY NOTICE OF CONTROVERSY FILINGS

**Chart 10: Timeliness Distribution**

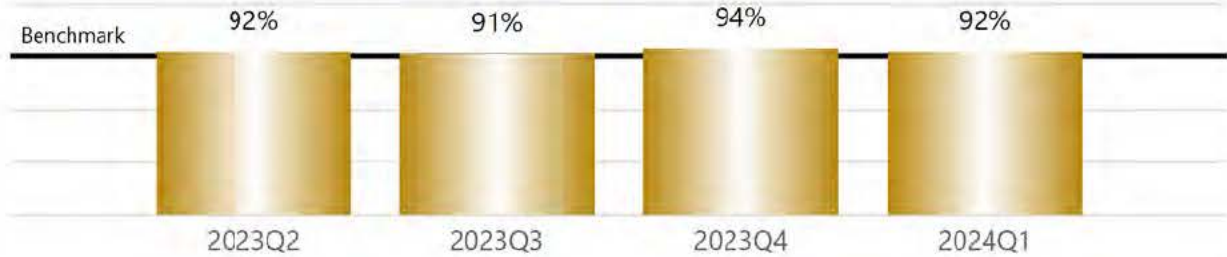


**Table 4: Received Within**

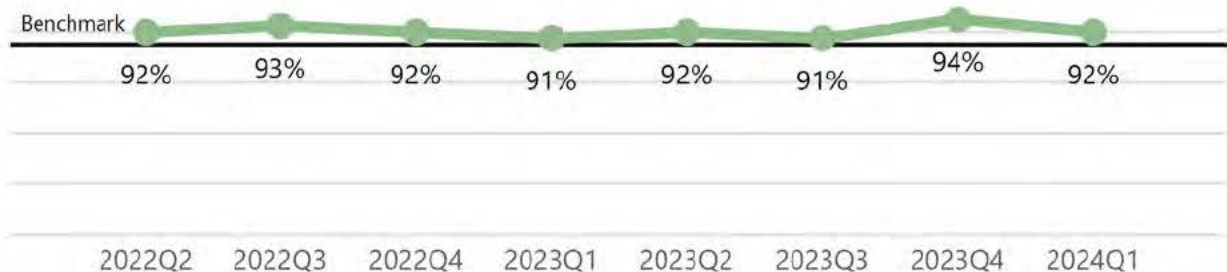
0-14 Days	551	92%
15-21 Days	20	3%
22-44 Days	26	4%
45+ Days	4	1%
? Days	0	0%
<b>Total</b>	<b>601</b>	<b>100%</b>

\*The percentages may not always add to 100% due to rounding

**Chart 11: Quarterly Compliance**



**Chart 12: Compliance Trend**





## WAGE INFORMATION

Chart 13: Wage Statements Due Distribution

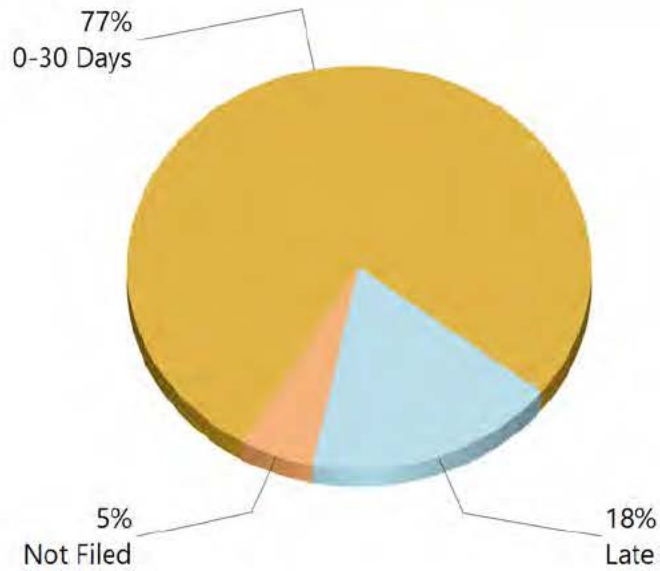


Table 5: Wage Statements Due

0-30 Days	1,553	77%
Late	352	18%
Not Filed	104	5%
Total	2,009	100%

\*The percentages may not always add to 100% due to rounding

Chart 14: Fringe Benefit Worksheets Due Distribution

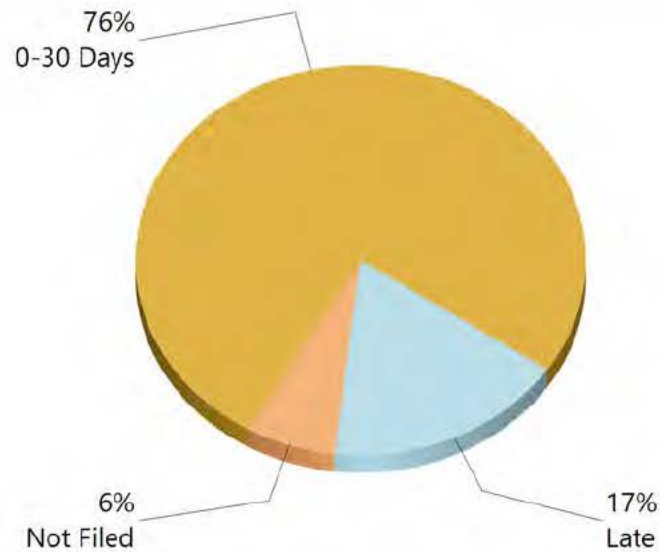


Table 6: Fringe Worksheets Due

0-30 Days	1,530	76%
Late	349	17%
Not Filed	130	6%
Total	2,009	100%

\*The percentages may not always add to 100% due to rounding

## **Appendix A**

**Insurance Group Compliance  
Lost Time FROI Filings and  
Initial Indemnity Payments  
First Quarter  
1/1/2024-3/31/2024**

## INSURANCE GROUP COMPLIANCE

Lost Time FROI and Initial Indemnity Payments

First Quarter

1/1/2024 - 3/31/2024

Insurance Company	Total Lost Time FROIs Filed	Lost Time FROIs Filed Timely	Compliance Percentage	Total Initial Indemnity Payments Made	Initial Indemnity Payments Made Timely	Compliance Percentage
<b>ACADIA INSURANCE</b>	<b>FROIs Filed</b>	<b>Timely FROIs</b>	<b>Compliance</b>	<b>Payments Made</b>	<b>Timely Payments</b>	<b>Compliance</b>
CA010 ACADIA INSURANCE	53	42	79%	16	13	81%
<b>Total</b>	<b>53</b>	<b>42</b>	<b>79%</b> ▼	<b>16</b>	<b>13</b>	<b>81%</b> ▼
<b>ACADIA INSURANCE Group Total</b>	<b>53</b>	<b>42</b>	<b>79%</b> ▼	<b>16</b>	<b>13</b>	<b>81%</b> ▼
<b>ACCIDENT FUND INSURANCE</b>	<b>FROIs Filed</b>	<b>Timely FROIs</b>	<b>Compliance</b>	<b>Payments Made</b>	<b>Timely Payments</b>	<b>Compliance</b>
ACCIDENT FUND INSURANCE	*	*	*	*	*	*
<b>Total</b>	<b>*</b>	<b>*</b>	<b>*</b>	<b>*</b>	<b>*</b>	<b>*</b>
<b>ACCIDENT FUND INSURANCE TPA Administered Claims</b>						
CA190 GALLAGHER BASSETT SERVICES	6	3	50%	No Filings	No Filings	No Filings
<b>TPA Total</b>	<b>6</b>	<b>3</b>	<b>50%</b> ▼	<b>No Filings</b>	<b>No Filings</b>	<b>No Filings</b>
<b>ACCIDENT FUND INSURANCE Group Total</b>	<b>6</b>	<b>3</b>	<b>50%</b> ▼	<b>No Filings</b>	<b>No Filings</b>	<b>No Filings</b>
<b>ACUITY MUTUAL INSURANCE</b>	<b>FROIs Filed</b>	<b>Timely FROIs</b>	<b>Compliance</b>	<b>Payments Made</b>	<b>Timely Payments</b>	<b>Compliance</b>
CA418 ACUITY MUTUAL INSURANCE	No Filings	No Filings	No Filings	1	1	100%
<b>Total</b>	<b>No Filings</b>	<b>No Filings</b>	<b>No Filings</b>	<b>1</b>	<b>1</b>	<b>100%</b> ▲
<b>ACUITY MUTUAL INSURANCE Group Total</b>	<b>No Filings</b>	<b>No Filings</b>	<b>No Filings</b>	<b>1</b>	<b>1</b>	<b>100%</b> ▲
<b>AIG INSURANCE</b>	<b>FROIs Filed</b>	<b>Timely FROIs</b>	<b>Compliance</b>	<b>Payments Made</b>	<b>Timely Payments</b>	<b>Compliance</b>
CA015 AIG CLAIMS, INC	*	*	*	*	*	*
<b>Total</b>	<b>*</b>	<b>*</b>	<b>*</b>	<b>*</b>	<b>*</b>	<b>*</b>
<b>AIG INSURANCE TPA Administered Claims</b>						
CA040 BROADSPIRE SERVICES	2	2	100%	1	1	100%
CA070 CANNON COCHRAN MANAGEMENT SERVICES	1	0	0%	No Filings	No Filings	No Filings
CA116 CORVEL ENTERPRISE COMP	4	2	50%	No Filings	No Filings	No Filings
CA160 ESIS	9	9	100%	5	4	80%
CA190 GALLAGHER BASSETT SERVICES	24	22	92%	8	5	63%
CA204 HELMSMAN MANAGEMENT SERVICES	6	4	67%	2	2	100%
CA300 SEDGWICK CLAIMS MANAGEMENT SERVICES	28	16	57%	6	4	67%
<b>TPA Total</b>	<b>74</b>	<b>55</b>	<b>74%</b> ▼	<b>22</b>	<b>16</b>	<b>73%</b> ▼
<b>AIG INSURANCE Group Total</b>	<b>74</b>	<b>55</b>	<b>74%</b> ▼	<b>22</b>	<b>16</b>	<b>73%</b> ▼
<b>AIM MUTUAL GROUP</b>	<b>FROIs Filed</b>	<b>Timely FROIs</b>	<b>Compliance</b>	<b>Payments Made</b>	<b>Timely Payments</b>	<b>Compliance</b>
CA472 AIM MUTUAL INSURANCE	4	4	100%	2	2	100%
<b>Total</b>	<b>4</b>	<b>4</b>	<b>100%</b> ▲	<b>2</b>	<b>2</b>	<b>100%</b> ▲
<b>AIM MUTUAL GROUP Group Total</b>	<b>4</b>	<b>4</b>	<b>100%</b> ▲	<b>2</b>	<b>2</b>	<b>100%</b> ▲
<b>AMERICAN FINANCIAL GROUP</b>	<b>FROIs Filed</b>	<b>Timely FROIs</b>	<b>Compliance</b>	<b>Payments Made</b>	<b>Timely Payments</b>	<b>Compliance</b>
CA267 NATIONAL INTERSTATE INSURANCE COMPANY	5	5	100%	2	2	100%
<b>Total</b>	<b>5</b>	<b>5</b>	<b>100%</b> ▲	<b>2</b>	<b>2</b>	<b>100%</b> ▲
<b>AMERICAN FINANCIAL GROUP Group Total</b>	<b>5</b>	<b>5</b>	<b>100%</b> ▲	<b>2</b>	<b>2</b>	<b>100%</b> ▲

Maine Workers' Compensation Board

Lost Time FROI Filing Benchmark: 85%

Initial Indemnity Payment Benchmark: 87%

▲ Indicates benchmark met or exceeded

▼ Indicates benchmark not met



**INSURANCE GROUP COMPLIANCE**  
Lost Time FROI and Initial Indemnity Payments  
First Quarter  
1/1/2024 - 3/31/2024

Insurance Company	Total Lost Time FROIs Filed	Lost Time FROIs Filed Timely	Compliance Percentage	Total Initial Indemnity Payments Made	Initial Indemnity Payments Made Timely	Compliance Percentage
<b>AMERISURE INSURANCE</b>	<b>FROIs Filed</b>	<b>Timely FROIs</b>	<b>Compliance</b>	<b>Payments Made</b>	<b>Timely Payments</b>	<b>Compliance</b>
AMERISURE MUTUAL INSURANCE	*	*	*	*	*	*
<b>Total</b>	*	*	*	*	*	*
<b>AMERISURE INSURANCE TPA Administered Claims</b>						
CA190 GALLAGHER BASSETT SERVICES	2	2	100%	1	1	100%
<b>TPA Total</b>	<b>2</b>	<b>2</b>	<b>100%</b> ▲	<b>1</b>	<b>1</b>	<b>100%</b> ▲
<b>AMERISURE INSURANCE Group Total</b>	<b>2</b>	<b>2</b>	<b>100%</b> ▲	<b>1</b>	<b>1</b>	<b>100%</b> ▲
<b>AMTRUST INSURANCE</b>	<b>FROIs Filed</b>	<b>Timely FROIs</b>	<b>Compliance</b>	<b>Payments Made</b>	<b>Timely Payments</b>	<b>Compliance</b>
CA437 SECURITY NATIONAL INSURANCE	18	0	0%	7	5	71%
<b>Total</b>	<b>18</b>	<b>0</b>	<b>0%</b> ▼	<b>7</b>	<b>5</b>	<b>71%</b> ▼
<b>AMTRUST INSURANCE Group Total</b>	<b>18</b>	<b>0</b>	<b>0%</b> ▼	<b>7</b>	<b>5</b>	<b>71%</b> ▼
<b>ARCH INSURANCE</b>	<b>FROIs Filed</b>	<b>Timely FROIs</b>	<b>Compliance</b>	<b>Payments Made</b>	<b>Timely Payments</b>	<b>Compliance</b>
ARCH INSURANCE	*	*	*	*	*	*
<b>Total</b>	*	*	*	*	*	*
<b>ARCH INSURANCE TPA Administered Claims</b>						
CA040 BROADSPIRE SERVICES	7	5	71%	4	3	75%
CA070 CANNON COCHRAN MANAGEMENT SERVICES	No Filings	No Filings	No Filings	2	2	100%
CA116 CORVEL ENTERPRISE COMP	No Filings	No Filings	No Filings	2	2	100%
CA190 GALLAGHER BASSETT SERVICES	8	7	88%	4	2	50%
CA300 SEDGWICK CLAIMS MANAGEMENT SERVICES	8	0	0%	1	0	0%
<b>TPA Total</b>	<b>23</b>	<b>12</b>	<b>52%</b> ▼	<b>13</b>	<b>9</b>	<b>69%</b> ▼
<b>ARCH INSURANCE Group Total</b>	<b>23</b>	<b>12</b>	<b>52%</b> ▼	<b>13</b>	<b>9</b>	<b>69%</b> ▼
<b>ARGONAUT INS GROUP</b>	<b>FROIs Filed</b>	<b>Timely FROIs</b>	<b>Compliance</b>	<b>Payments Made</b>	<b>Timely Payments</b>	<b>Compliance</b>
CA020 ARGONAUT INSURANCE	1	0	0%	1	1	100%
<b>Total</b>	<b>1</b>	<b>0</b>	<b>0%</b> ▼	<b>1</b>	<b>1</b>	<b>100%</b> ▲
<b>ARGONAUT INS GROUP Group Total</b>	<b>1</b>	<b>0</b>	<b>0%</b> ▼	<b>1</b>	<b>1</b>	<b>100%</b> ▲
<b>AXA INS GROUP</b>	<b>FROIs Filed</b>	<b>Timely FROIs</b>	<b>Compliance</b>	<b>Payments Made</b>	<b>Timely Payments</b>	<b>Compliance</b>
XL INSURANCE AMERICA INC	*	*	*	*	*	*
<b>Total</b>	*	*	*	*	*	*
<b>AXA INS GROUP TPA Administered Claims</b>						
CA110 CONSTITUTION STATE SERVICES	7	6	86%	4	4	100%
CA300 SEDGWICK CLAIMS MANAGEMENT SERVICES	8	4	50%	5	4	80%
<b>TPA Total</b>	<b>15</b>	<b>10</b>	<b>67%</b> ▼	<b>9</b>	<b>8</b>	<b>89%</b> ▲
<b>AXA INS GROUP Group Total</b>	<b>15</b>	<b>10</b>	<b>67%</b> ▼	<b>9</b>	<b>8</b>	<b>89%</b> ▲

## INSURANCE GROUP COMPLIANCE

Lost Time FROI and Initial Indemnity Payments

First Quarter

1/1/2024 - 3/31/2024

Insurance Company	Total Lost Time FROIs Filed	Lost Time FROIs Filed Timely	Compliance Percentage	Total Initial Indemnity Payments Made	Initial Indemnity Payments Made Timely	Compliance Percentage
<b>BATH IRON WORKS</b>	<b>FROIs Filed</b>	<b>Timely FROIs</b>	<b>Compliance</b>	<b>Payments Made</b>	<b>Timely Payments</b>	<b>Compliance</b>
CA036 BATH IRON WORKS	9	8	89%	9	9	100%
<b>Total</b>	<b>9</b>	<b>8</b>	<b>89% ▲</b>	<b>9</b>	<b>9</b>	<b>100% ▲</b>
<b>BATH IRON WORKS Group Total</b>	<b>9</b>	<b>8</b>	<b>89% ▲</b>	<b>9</b>	<b>9</b>	<b>100% ▲</b>
<b>BERKSHIRE HATHAWAY GROUP</b>	<b>FROIs Filed</b>	<b>Timely FROIs</b>	<b>Compliance</b>	<b>Payments Made</b>	<b>Timely Payments</b>	<b>Compliance</b>
CA037 BERKSHIRE HATHAWAY DIRECT INSURANCE	2	1	50%	No Filings	No Filings	No Filings
CA114 BERKSHIRE HATHAWAY HOMESTATE INSURANCE	1	1	100%	3	0	0%
CA474 NATIONAL LIABILITY AND FIRE INSURANCE	2	1	50%	1	1	100%
CA498 WELLFLEET NEW YORK INSURANCE	1	0	0%	No Filings	No Filings	No Filings
<b>Total</b>	<b>6</b>	<b>3</b>	<b>50% ▼</b>	<b>4</b>	<b>1</b>	<b>25% ▼</b>
<b>BERKSHIRE HATHAWAY GROUP Group Total</b>	<b>6</b>	<b>3</b>	<b>50% ▼</b>	<b>4</b>	<b>1</b>	<b>25% ▼</b>
<b>BROADSPIRE SERVICES</b>	<b>FROIs Filed</b>	<b>Timely FROIs</b>	<b>Compliance</b>	<b>Payments Made</b>	<b>Timely Payments</b>	<b>Compliance</b>
CA040 BROADSPIRE SERVICES	20	16	80%	10	6	60%
<b>Total</b>	<b>20</b>	<b>16</b>	<b>80% ▼</b>	<b>10</b>	<b>6</b>	<b>60% ▼</b>
<b>BROADSPIRE SERVICES Group Total</b>	<b>20</b>	<b>16</b>	<b>80% ▼</b>	<b>10</b>	<b>6</b>	<b>60% ▼</b>
<b>CANNON COCHRAN MANAGEMENT SERVICES</b>	<b>FROIs Filed</b>	<b>Timely FROIs</b>	<b>Compliance</b>	<b>Payments Made</b>	<b>Timely Payments</b>	<b>Compliance</b>
CA070 CANNON COCHRAN MANAGEMENT SERVICES	59	50	85%	19	18	95%
<b>Total</b>	<b>59</b>	<b>50</b>	<b>85% ▲</b>	<b>19</b>	<b>18</b>	<b>95% ▲</b>
<b>CANNON COCHRAN MANAGEMENT SERVICES Group Total</b>	<b>59</b>	<b>50</b>	<b>85% ▲</b>	<b>19</b>	<b>18</b>	<b>95% ▲</b>
<b>CAROLINA CASUALTY INS CO</b>	<b>FROIs Filed</b>	<b>Timely FROIs</b>	<b>Compliance</b>	<b>Payments Made</b>	<b>Timely Payments</b>	<b>Compliance</b>
CAROLINA CASUALTY INS CO	*	*	*	*	*	*
<b>Total</b>	<b>*</b>	<b>*</b>	<b>*</b>	<b>*</b>	<b>*</b>	<b>*</b>
<b>CAROLINA CASUALTY INS CO TPA Administered Claims</b>	<b>FROIs Filed</b>	<b>Timely FROIs</b>	<b>Compliance</b>	<b>Payments Made</b>	<b>Timely Payments</b>	<b>Compliance</b>
CA190 GALLAGHER BASSETT SERVICES	2	2	100%	No Filings	No Filings	No Filings
<b>TPA Total</b>	<b>2</b>	<b>2</b>	<b>100% ▲</b>	<b>No Filings</b>	<b>No Filings</b>	<b>No Filings</b>
<b>CAROLINA CASUALTY INS CO Group Total</b>	<b>2</b>	<b>2</b>	<b>100% ▲</b>	<b>No Filings</b>	<b>No Filings</b>	<b>No Filings</b>

Maine Workers' Compensation Board

Lost Time FROI Filing Benchmark: 85%

Initial Indemnity Payment Benchmark: 87%

▲ Indicates benchmark met or exceeded

▼ Indicates benchmark not met



**INSURANCE GROUP COMPLIANCE**  
Lost Time FROI and Initial Indemnity Payments  
First Quarter  
1/1/2024 - 3/31/2024

Insurance Company	Total Lost Time FROIs Filed	Lost Time FROIs Filed Timely	Compliance Percentage	Total Initial Indemnity Payments Made	Initial Indemnity Payments Made Timely	Compliance Percentage
<b>CHUBB INSURANCE</b>	<b>FROIs Filed</b>	<b>Timely FROIs</b>	<b>Compliance</b>	<b>Payments Made</b>	<b>Timely Payments</b>	<b>Compliance</b>
ACE INSURANCE	*	*	*	*	*	*
CA072 CHARTER OAK FIRE INSURANCE	*	*	*	*	*	*
CA046 CHUBB INSURANCE	*	*	*	*	*	*
CA090 FEDERAL INSURANCE	*	*	*	*	*	*
INDEMNITY INS CO OF NORTH AMERICA	*	*	*	*	*	*
<b>Total</b>	<b>*</b>	<b>*</b>	<b>*</b>	<b>*</b>	<b>*</b>	<b>*</b>
<b>CHUBB INSURANCE TPA Administered Claims</b>						
CA040 BROADSPIRE SERVICES	1	1	100%	No Filings	No Filings	No Filings
CA070 CANNON COCHRAN MANAGEMENT SERVICES	4	3	75%	No Filings	No Filings	No Filings
CA110 CONSTITUTION STATE SERVICES	4	0	0%	3	3	100%
CA116 CORVEL ENTERPRISE COMP	9	4	44%	1	0	0%
CA160 ESIS	16	12	75%	7	7	100%
CA190 GALLAGHER BASSETT SERVICES	66	62	94%	19	10	53%
CA204 HELMSMAN MANAGEMENT SERVICES	7	6	86%	1	0	0%
CA300 SEDGWICK CLAIMS MANAGEMENT SERVICES	62	48	77%	17	12	71%
<b>TPA Total</b>	<b>169</b>	<b>136</b>	<b>80% ▼</b>	<b>48</b>	<b>32</b>	<b>67% ▼</b>
<b>CHUBB INSURANCE Group Total</b>	<b>169</b>	<b>136</b>	<b>80% ▼</b>	<b>48</b>	<b>32</b>	<b>67% ▼</b>
<b>CHURCH MUTUAL INSURANCE</b>	<b>FROIs Filed</b>	<b>Timely FROIs</b>	<b>Compliance</b>	<b>Payments Made</b>	<b>Timely Payments</b>	<b>Compliance</b>
CA084 CHURCH MUTUAL INSURANCE	*	*	*	*	*	*
<b>Total</b>	<b>*</b>	<b>*</b>	<b>*</b>	<b>*</b>	<b>*</b>	<b>*</b>
<b>CHURCH MUTUAL INSURANCE TPA Administered Claims</b>						
CA160 ESIS	2	1	50%	1	1	100%
<b>TPA Total</b>	<b>2</b>	<b>1</b>	<b>50% ▼</b>	<b>1</b>	<b>1</b>	<b>100% ▲</b>
<b>CHURCH MUTUAL INSURANCE Group Total</b>	<b>2</b>	<b>1</b>	<b>50% ▼</b>	<b>1</b>	<b>1</b>	<b>100% ▲</b>
<b>CINCINNATI FINANCIAL GROUP</b>	<b>FROIs Filed</b>	<b>Timely FROIs</b>	<b>Compliance</b>	<b>Payments Made</b>	<b>Timely Payments</b>	<b>Compliance</b>
CA438 CINCINNATI INSURANCE	1	1	100%	1	1	100%
<b>Total</b>	<b>1</b>	<b>1</b>	<b>100% ▲</b>	<b>1</b>	<b>1</b>	<b>100% ▲</b>
<b>CINCINNATI FINANCIAL GROUP Group Total</b>	<b>1</b>	<b>1</b>	<b>100% ▲</b>	<b>1</b>	<b>1</b>	<b>100% ▲</b>

**INSURANCE GROUP COMPLIANCE**  
Lost Time FROI and Initial Indemnity Payments  
First Quarter  
1/1/2024 - 3/31/2024

Insurance Company	Total Lost Time FROIs Filed	Lost Time FROIs Filed Timely	Compliance Percentage	Total Initial Indemnity Payments Made	Initial Indemnity Payments Made Timely	Compliance Percentage
<b>CNA INSURANCE</b>	<b>FROIs Filed</b>	<b>Timely FROIs</b>	<b>Compliance</b>	<b>Payments Made</b>	<b>Timely Payments</b>	<b>Compliance</b>
CA017 AMERICAN CASUALTY COMPANY OF READING PA	1	0	0%	No Filings	No Filings	No Filings
CA271 NATIONAL FIRE INSURANCE	1	1	100%	No Filings	No Filings	No Filings
CA087 THE CONTINENTAL INSURANCE	2	0	0%	1	0	0%
CA314 TRANSPORTATION INSURANCE	3	2	67%	2	2	100%
CA329 VALLEY FORGE INSURANCE COMPANY	1	1	100%	1	1	100%
<b>Total</b>	<b>8</b>	<b>4</b>	<b>50% ▼</b>	<b>4</b>	<b>3</b>	<b>75% ▼</b>
<b>CNA INSURANCE TPA Administered Claims</b>						
CA040 BROADSPIRE SERVICES	3	3	100%	No Filings	No Filings	No Filings
CA190 GALLAGHER BASSETT SERVICES	1	1	100%	No Filings	No Filings	No Filings
CA300 SEDGWICK CLAIMS MANAGEMENT SERVICES	9	5	56%	6	4	67%
<b>TPA Total</b>	<b>13</b>	<b>9</b>	<b>69% ▼</b>	<b>6</b>	<b>4</b>	<b>67% ▼</b>
<b>CNA INSURANCE Group Total</b>	<b>21</b>	<b>13</b>	<b>62% ▼</b>	<b>10</b>	<b>7</b>	<b>70% ▼</b>
<b>CONSTITUTION STATE SERVICES</b>	<b>FROIs Filed</b>	<b>Timely FROIs</b>	<b>Compliance</b>	<b>Payments Made</b>	<b>Timely Payments</b>	<b>Compliance</b>
CA110 CONSTITUTION STATE SERVICES	17	8	47%	9	9	100%
<b>Total</b>	<b>17</b>	<b>8</b>	<b>47% ▼</b>	<b>9</b>	<b>9</b>	<b>100% ▲</b>
<b>CONSTITUTION STATE SERVICES Group Total</b>	<b>17</b>	<b>8</b>	<b>47% ▼</b>	<b>9</b>	<b>9</b>	<b>100% ▲</b>
<b>CORVEL ENTERPRISE COMP</b>	<b>FROIs Filed</b>	<b>Timely FROIs</b>	<b>Compliance</b>	<b>Payments Made</b>	<b>Timely Payments</b>	<b>Compliance</b>
CA116 CORVEL ENTERPRISE COMP	47	35	74%	12	10	83%
<b>Total</b>	<b>47</b>	<b>35</b>	<b>74% ▼</b>	<b>12</b>	<b>10</b>	<b>83% ▼</b>
<b>CORVEL ENTERPRISE COMP Group Total</b>	<b>47</b>	<b>35</b>	<b>74% ▼</b>	<b>12</b>	<b>10</b>	<b>83% ▼</b>
<b>COTTINGHAM &amp; BUTLER CLAIMS SERVICES</b>	<b>FROIs Filed</b>	<b>Timely FROIs</b>	<b>Compliance</b>	<b>Payments Made</b>	<b>Timely Payments</b>	<b>Compliance</b>
CA117 COTTINGHAM & BUTLER CLAIMS SERVICES	1	1	100%	1	1	100%
<b>Total</b>	<b>1</b>	<b>1</b>	<b>100% ▲</b>	<b>1</b>	<b>1</b>	<b>100% ▲</b>
<b>COTTINGHAM &amp; BUTLER CLAIMS SERVICES Group Total</b>	<b>1</b>	<b>1</b>	<b>100% ▲</b>	<b>1</b>	<b>1</b>	<b>100% ▲</b>
<b>CROSS INSURANCE</b>	<b>FROIs Filed</b>	<b>Timely FROIs</b>	<b>Compliance</b>	<b>Payments Made</b>	<b>Timely Payments</b>	<b>Compliance</b>
CA093 CROSS INSURANCE	390	337	86%	51	40	78%
<b>Total</b>	<b>390</b>	<b>337</b>	<b>86% ▲</b>	<b>51</b>	<b>40</b>	<b>78% ▼</b>
<b>CROSS INSURANCE Group Total</b>	<b>390</b>	<b>337</b>	<b>86% ▲</b>	<b>51</b>	<b>40</b>	<b>78% ▼</b>
<b>DELHAIZE AMERICA LLC</b>	<b>FROIs Filed</b>	<b>Timely FROIs</b>	<b>Compliance</b>	<b>Payments Made</b>	<b>Timely Payments</b>	<b>Compliance</b>
CA496 DELHAIZE AMERICA LLC	70	64	91%	32	30	94%
<b>Total</b>	<b>70</b>	<b>64</b>	<b>91% ▲</b>	<b>32</b>	<b>30</b>	<b>94% ▲</b>
<b>DELHAIZE AMERICA LLC Group Total</b>	<b>70</b>	<b>64</b>	<b>91% ▲</b>	<b>32</b>	<b>30</b>	<b>94% ▲</b>



## INSURANCE GROUP COMPLIANCE

Lost Time FROI and Initial Indemnity Payments

First Quarter

1/1/2024 - 3/31/2024

Insurance Company	Total Lost Time FROIs Filed	Lost Time FROIs Filed Timely	Compliance Percentage	Total Initial Indemnity Payments Made	Initial Indemnity Payments Made Timely	Compliance Percentage
<b>EASTERN ALLIANCE INSURANCE</b>	<b>FROIs Filed</b>	<b>Timely FROIs</b>	<b>Compliance</b>	<b>Payments Made</b>	<b>Timely Payments</b>	<b>Compliance</b>
CA141 EASTERN ALLIANCE INSURANCE	39	22	56%	18	16	89%
<b>Total</b>	<b>39</b>	<b>22</b>	<b>56% ▼</b>	<b>18</b>	<b>16</b>	<b>89% ▲</b>
<b>EASTERN ALLIANCE INSURANCE Group Total</b>	<b>39</b>	<b>22</b>	<b>56% ▼</b>	<b>18</b>	<b>16</b>	<b>89% ▲</b>
<b>EMPLOYERS HOLDINGS GROUP</b>	<b>FROIs Filed</b>	<b>Timely FROIs</b>	<b>Compliance</b>	<b>Payments Made</b>	<b>Timely Payments</b>	<b>Compliance</b>
CA480 EMPLOYERS ASSURANCE COMPANY	1	0	0%	No Filings	No Filings	No Filings
CA481 EMPLOYERS COMPENSATION INSURANCE	1	0	0%	No Filings	No Filings	No Filings
CA479 EMPLOYERS PREFERRED INSURANCE	2	0	0%	No Filings	No Filings	No Filings
<b>Total</b>	<b>4</b>	<b>0</b>	<b>0% ▼</b>	<b>No Filings</b>	<b>No Filings</b>	<b>No Filings</b>
<b>EMPLOYERS HOLDINGS GROUP Group Total</b>	<b>4</b>	<b>0</b>	<b>0% ▼</b>	<b>No Filings</b>	<b>No Filings</b>	<b>No Filings</b>
<b>ESIS</b>	<b>FROIs Filed</b>	<b>Timely FROIs</b>	<b>Compliance</b>	<b>Payments Made</b>	<b>Timely Payments</b>	<b>Compliance</b>
CA160 ESIS	29	22	76%	13	12	92%
<b>Total</b>	<b>29</b>	<b>22</b>	<b>76% ▼</b>	<b>13</b>	<b>12</b>	<b>92% ▲</b>
<b>ESIS Group Total</b>	<b>29</b>	<b>22</b>	<b>76% ▼</b>	<b>13</b>	<b>12</b>	<b>92% ▲</b>
<b>EVEREST REINS HOLDINGS GROUP</b>	<b>FROIs Filed</b>	<b>Timely FROIs</b>	<b>Compliance</b>	<b>Payments Made</b>	<b>Timely Payments</b>	<b>Compliance</b>
EVEREST REINS HOLDINGS	*	*	*	*	*	*
<b>Total</b>	<b>*</b>	<b>*</b>	<b>*</b>	<b>*</b>	<b>*</b>	<b>*</b>
<b>EVEREST REINS HOLDINGS GROUP TPA Administered Claims</b>						
CA040 BROADSPIRE SERVICES	1	0	0%	No Filings	No Filings	No Filings
CA116 CORVEL ENTERPRISE COMP	2	1	50%	1	1	100%
CA190 GALLAGHER BASSETT SERVICES	2	2	100%	2	1	50%
CA300 SEDGWICK CLAIMS MANAGEMENT SERVICES	5	3	60%	1	1	100%
<b>TPA Total</b>	<b>10</b>	<b>6</b>	<b>60% ▼</b>	<b>4</b>	<b>3</b>	<b>75% ▼</b>
<b>EVEREST REINS HOLDINGS GROUP Group Total</b>	<b>10</b>	<b>6</b>	<b>60% ▼</b>	<b>4</b>	<b>3</b>	<b>75% ▼</b>
<b>FAIRFAX FINANCIAL GROUP</b>	<b>FROIs Filed</b>	<b>Timely FROIs</b>	<b>Compliance</b>	<b>Payments Made</b>	<b>Timely Payments</b>	<b>Compliance</b>
CA257 NORTH RIVER INSURANCE	1	0	0%	No Filings	No Filings	No Filings
CA375 UNITED STATES FIRE INSURANCE	1	0	0%	No Filings	No Filings	No Filings
<b>Total</b>	<b>2</b>	<b>0</b>	<b>0% ▼</b>	<b>No Filings</b>	<b>No Filings</b>	<b>No Filings</b>
<b>FAIRFAX FINANCIAL GROUP TPA Administered Claims</b>						
CA040 BROADSPIRE SERVICES	2	2	100%	1	1	100%
<b>TPA Total</b>	<b>2</b>	<b>2</b>	<b>100% ▲</b>	<b>1</b>	<b>1</b>	<b>100% ▲</b>
<b>FAIRFAX FINANCIAL GROUP Group Total</b>	<b>4</b>	<b>2</b>	<b>50% ▼</b>	<b>1</b>	<b>1</b>	<b>100% ▲</b>
<b>FUTURECOMP</b>	<b>FROIs Filed</b>	<b>Timely FROIs</b>	<b>Compliance</b>	<b>Payments Made</b>	<b>Timely Payments</b>	<b>Compliance</b>
CA175 FUTURECOMP	24	24	100%	6	6	100%
<b>Total</b>	<b>24</b>	<b>24</b>	<b>100% ▲</b>	<b>6</b>	<b>6</b>	<b>100% ▲</b>
<b>FUTURECOMP Group Total</b>	<b>24</b>	<b>24</b>	<b>100% ▲</b>	<b>6</b>	<b>6</b>	<b>100% ▲</b>

Maine Workers' Compensation Board

Lost Time FROI Filing Benchmark: 85%

Initial Indemnity Payment Benchmark: 87%

▲ Indicates benchmark met or exceeded

▼ Indicates benchmark not met

## INSURANCE GROUP COMPLIANCE

Lost Time FROI and Initial Indemnity Payments

First Quarter

1/1/2024 - 3/31/2024

Insurance Company	Total Lost Time FROIs Filed	Lost Time FROIs Filed Timely	Compliance Percentage	Total Initial Indemnity Payments Made	Initial Indemnity Payments Made Timely	Compliance Percentage
<b>GALLAGHER BASSETT SERVICES</b>	<b>FROIs Filed</b>	<b>Timely FROIs</b>	<b>Compliance</b>	<b>Payments Made</b>	<b>Timely Payments</b>	<b>Compliance</b>
CA190 GALLAGHER BASSETT SERVICES	273	238	87%	84	48	57%
<b>Total</b>	<b>273</b>	<b>238</b>	<b>87% ▲</b>	<b>84</b>	<b>48</b>	<b>57% ▼</b>
<b>GALLAGHER BASSETT SERVICES Group Total</b>	<b>273</b>	<b>238</b>	<b>87% ▲</b>	<b>84</b>	<b>48</b>	<b>57% ▼</b>
<b>GROUP 1001 INS HOLDINGS GRP</b>	<b>FROIs Filed</b>	<b>Timely FROIs</b>	<b>Compliance</b>	<b>Payments Made</b>	<b>Timely Payments</b>	<b>Compliance</b>
CLEAR SPRING PROPERTY & CASUALTY	*	*	*	*	*	*
<b>Total</b>	<b>*</b>	<b>*</b>	<b>*</b>	<b>*</b>	<b>*</b>	<b>*</b>
<b>GROUP 1001 INS HOLDINGS GRP TPA Administered Claims</b>						
CA300 SEDGWICK CLAIMS MANAGEMENT SERVICES	9	3	33%	1	0	0%
<b>TPA Total</b>	<b>9</b>	<b>3</b>	<b>33% ▼</b>	<b>1</b>	<b>0</b>	<b>0% ▼</b>
<b>GROUP 1001 INS HOLDINGS GRP Group Total</b>	<b>9</b>	<b>3</b>	<b>33% ▼</b>	<b>1</b>	<b>0</b>	<b>0% ▼</b>
<b>GUARD INSURANCE</b>	<b>FROIs Filed</b>	<b>Timely FROIs</b>	<b>Compliance</b>	<b>Payments Made</b>	<b>Timely Payments</b>	<b>Compliance</b>
CA019 AMGUARD INSURANCE	1	1	100%	No Filings	No Filings	No Filings
CA140 EASTGUARD INSURANCE	1	0	0%	1	0	0%
CA272 NORGUARD INSURANCE	5	3	60%	3	3	100%
<b>Total</b>	<b>7</b>	<b>4</b>	<b>57% ▼</b>	<b>4</b>	<b>3</b>	<b>75% ▼</b>
<b>GUARD INSURANCE Group Total</b>	<b>7</b>	<b>4</b>	<b>57% ▼</b>	<b>4</b>	<b>3</b>	<b>75% ▼</b>
<b>HANOVER INSURANCE</b>	<b>FROIs Filed</b>	<b>Timely FROIs</b>	<b>Compliance</b>	<b>Payments Made</b>	<b>Timely Payments</b>	<b>Compliance</b>
CA048 CITIZENS INSURANCE COMPANY OF AMERICA	2	1	50%	No Filings	No Filings	No Filings
CA202 HANOVER INSURANCE	4	0	0%	1	1	100%
CA228 MASSACHUSETTS BAY INSURANCE	2	1	50%	No Filings	No Filings	No Filings
<b>Total</b>	<b>8</b>	<b>2</b>	<b>25% ▼</b>	<b>1</b>	<b>1</b>	<b>100% ▲</b>
<b>HANOVER INSURANCE Group Total</b>	<b>8</b>	<b>2</b>	<b>25% ▼</b>	<b>1</b>	<b>1</b>	<b>100% ▲</b>

Maine Workers' Compensation Board

Lost Time FROI Filing Benchmark: 85%

Initial Indemnity Payment Benchmark: 87%

▲ Indicates benchmark met or exceeded

▼ Indicates benchmark not met



**INSURANCE GROUP COMPLIANCE**  
Lost Time FROI and Initial Indemnity Payments  
First Quarter  
1/1/2024 - 3/31/2024

Insurance Company	Total Lost Time FROIs Filed	Lost Time FROIs Filed Timely	Compliance Percentage	Total Initial Indemnity Payments Made	Initial Indemnity Payments Made Timely	Compliance Percentage
<b>HARTFORD INSURANCE</b>	<b>FROIs Filed</b>	<b>Timely FROIs</b>	<b>Compliance</b>	<b>Payments Made</b>	<b>Timely Payments</b>	<b>Compliance</b>
CA188 HARTFORD ACCIDENT & INDEMNITY	2	2	100%	No Filings	No Filings	No Filings
CA185 HARTFORD CASUALTY INSURANCE	7	6	86%	4	4	100%
CA203 HARTFORD FIRE INSURANCE	7	5	71%	3	2	67%
CA186 HARTFORD INSURANCE COMPANY OF THE MIDWEST	1	1	100%	1	1	100%
CA187 HARTFORD UNDERWRITERS INSURANCE	2	2	100%	No Filings	No Filings	No Filings
CA288 PROPERTY & CASUALTY INSURANCE COMPANY OF HARTFORD	11	8	73%	4	4	100%
CA296 SENTINEL INSURANCE	1	1	100%	No Filings	No Filings	No Filings
CA319 TRUMBULL INSURANCE	3	2	67%	2	1	50%
CA321 TWIN CITY FIRE INSURANCE	3	2	67%	3	2	67%
<b>Total</b>	<b>37</b>	<b>29</b>	<b>78% ▼</b>	<b>17</b>	<b>14</b>	<b>82% ▼</b>
<b>HARTFORD INSURANCE TPA Administered Claims</b>						
CA070 CANNON COCHRAN MANAGEMENT SERVICES	3	1	33%	1	1	100%
CA116 CORVEL ENTERPRISE COMP	5	5	100%	1	0	0%
CA190 GALLAGHER BASSETT SERVICES	1	1	100%	No Filings	No Filings	No Filings
CA300 SEDGWICK CLAIMS MANAGEMENT SERVICES	1	1	100%	No Filings	No Filings	No Filings
<b>TPA Total</b>	<b>10</b>	<b>8</b>	<b>80% ▼</b>	<b>2</b>	<b>1</b>	<b>50% ▼</b>
<b>HARTFORD INSURANCE Group Total</b>	<b>47</b>	<b>37</b>	<b>79% ▼</b>	<b>19</b>	<b>15</b>	<b>79% ▼</b>
<b>HELMSMAN MANAGEMENT SERVICES</b>	<b>FROIs Filed</b>	<b>Timely FROIs</b>	<b>Compliance</b>	<b>Payments Made</b>	<b>Timely Payments</b>	<b>Compliance</b>
CA204 HELMSMAN MANAGEMENT SERVICES	25	15	60%	4	3	75%
<b>Total</b>	<b>25</b>	<b>15</b>	<b>60% ▼</b>	<b>4</b>	<b>3</b>	<b>75% ▼</b>
<b>HELMSMAN MANAGEMENT SERVICES Group Total</b>	<b>25</b>	<b>15</b>	<b>60% ▼</b>	<b>4</b>	<b>3</b>	<b>75% ▼</b>
<b>HOUSTON INT INS GROUP</b>	<b>FROIs Filed</b>	<b>Timely FROIs</b>	<b>Compliance</b>	<b>Payments Made</b>	<b>Timely Payments</b>	<b>Compliance</b>
IMPERIUM INSURANCE	*	*	*	*	*	*
<b>Total</b>	<b>*</b>	<b>*</b>	<b>*</b>	<b>*</b>	<b>*</b>	<b>*</b>
<b>HOUSTON INT INS GROUP TPA Administered Claims</b>						
CA190 GALLAGHER BASSETT SERVICES	2	1	50%	2	2	100%
<b>TPA Total</b>	<b>2</b>	<b>1</b>	<b>50% ▼</b>	<b>2</b>	<b>2</b>	<b>100% ▲</b>
<b>HOUSTON INT INS GROUP Group Total</b>	<b>2</b>	<b>1</b>	<b>50% ▼</b>	<b>2</b>	<b>2</b>	<b>100% ▲</b>
<b>INTREPID INSURANCE</b>	<b>FROIs Filed</b>	<b>Timely FROIs</b>	<b>Compliance</b>	<b>Payments Made</b>	<b>Timely Payments</b>	<b>Compliance</b>
INTREPID INSURANCE	*	*	*	*	*	*
<b>Total</b>	<b>*</b>	<b>*</b>	<b>*</b>	<b>*</b>	<b>*</b>	<b>*</b>
<b>INTREPID INSURANCE TPA Administered Claims</b>						
CA190 GALLAGHER BASSETT SERVICES	2	2	100%	No Filings	No Filings	No Filings
<b>TPA Total</b>	<b>2</b>	<b>2</b>	<b>100% ▲</b>	<b>No Filings</b>	<b>No Filings</b>	<b>No Filings</b>
<b>INTREPID INSURANCE Group Total</b>	<b>2</b>	<b>2</b>	<b>100% ▲</b>	<b>No Filings</b>	<b>No Filings</b>	<b>No Filings</b>



**INSURANCE GROUP COMPLIANCE**  
Lost Time FROI and Initial Indemnity Payments  
First Quarter  
1/1/2024 - 3/31/2024

Insurance Company	Total Lost Time FROIs Filed	Lost Time FROIs Filed Timely	Compliance Percentage	Total Initial Indemnity Payments Made	Initial Indemnity Payments Made Timely	Compliance Percentage
<b>LIBERTY MUTUAL INSURANCE</b>	<b>FROIs Filed</b>	<b>Timely FROIs</b>	<b>Compliance</b>	<b>Payments Made</b>	<b>Timely Payments</b>	<b>Compliance</b>
CA380 EMPLOYERS INSURANCE OF WAUSAU	1	0	0%	1	0	0%
CA210 LIBERTY MUTUAL INSURANCE	45	28	62%	24	23	96%
CA407 OHIO SECURITY INSURANCE	1	1	100%	1	1	100%
<b>Total</b>	<b>47</b>	<b>29</b>	<b>62% ▼</b>	<b>26</b>	<b>24</b>	<b>92% ▲</b>
<b>LIBERTY MUTUAL INSURANCE TPA Administered Claims</b>						
CA160 ESIS	1	0	0%	No Filings	No Filings	No Filings
CA190 GALLAGHER BASSETT SERVICES	1	0	0%	No Filings	No Filings	No Filings
CA300 SEDGWICK CLAIMS MANAGEMENT SERVICES	2	1	50%	No Filings	No Filings	No Filings
<b>TPA Total</b>	<b>4</b>	<b>1</b>	<b>25% ▼</b>	<b>No Filings</b>	<b>No Filings</b>	<b>No Filings</b>
<b>LIBERTY MUTUAL INSURANCE Group Total</b>	<b>51</b>	<b>30</b>	<b>59% ▼</b>	<b>26</b>	<b>24</b>	<b>92% ▲</b>
<b>MAINE EMPLOYERS' MUTUAL INSURANCE</b>	<b>FROIs Filed</b>	<b>Timely FROIs</b>	<b>Compliance</b>	<b>Payments Made</b>	<b>Timely Payments</b>	<b>Compliance</b>
CA260 MAINE EMPLOYERS' MUTUAL INSURANCE	1168	890	76%	355	304	86%
<b>Total</b>	<b>1168</b>	<b>890</b>	<b>76% ▼</b>	<b>355</b>	<b>304</b>	<b>86% ▼</b>
<b>MAINE EMPLOYERS' MUTUAL INSURANCE Group Total</b>	<b>1168</b>	<b>890</b>	<b>76% ▼</b>	<b>355</b>	<b>304</b>	<b>86% ▼</b>
<b>MAINE HEALTHCARE ASSOCIATION</b>	<b>FROIs Filed</b>	<b>Timely FROIs</b>	<b>Compliance</b>	<b>Payments Made</b>	<b>Timely Payments</b>	<b>Compliance</b>
CA234 MAINE HEALTHCARE ASSOCIATION	14	13	93%	1	1	100%
<b>Total</b>	<b>14</b>	<b>13</b>	<b>93% ▲</b>	<b>1</b>	<b>1</b>	<b>100% ▲</b>
<b>MAINE HEALTHCARE ASSOCIATION Group Total</b>	<b>14</b>	<b>13</b>	<b>93% ▲</b>	<b>1</b>	<b>1</b>	<b>100% ▲</b>
<b>MAINE MOTOR TRANSPORT ASSOCIATION</b>	<b>FROIs Filed</b>	<b>Timely FROIs</b>	<b>Compliance</b>	<b>Payments Made</b>	<b>Timely Payments</b>	<b>Compliance</b>
CA230 MAINE MOTOR TRANSPORT ASSOCIATION	19	17	89%	2	2	100%
<b>Total</b>	<b>19</b>	<b>17</b>	<b>89% ▲</b>	<b>2</b>	<b>2</b>	<b>100% ▲</b>
<b>MAINE MOTOR TRANSPORT ASSOCIATION Group Total</b>	<b>19</b>	<b>17</b>	<b>89% ▲</b>	<b>2</b>	<b>2</b>	<b>100% ▲</b>
<b>MAINE MUNICIPAL ASSOCIATION</b>	<b>FROIs Filed</b>	<b>Timely FROIs</b>	<b>Compliance</b>	<b>Payments Made</b>	<b>Timely Payments</b>	<b>Compliance</b>
CA225 MAINE MUNICIPAL ASSOCIATION	199	192	96%	41	39	95%
<b>Total</b>	<b>199</b>	<b>192</b>	<b>96% ▲</b>	<b>41</b>	<b>39</b>	<b>95% ▲</b>
<b>MAINE MUNICIPAL ASSOCIATION Group Total</b>	<b>199</b>	<b>192</b>	<b>96% ▲</b>	<b>41</b>	<b>39</b>	<b>95% ▲</b>
<b>MAINE SCHOOL MANAGEMENT ASSOCIATION</b>	<b>FROIs Filed</b>	<b>Timely FROIs</b>	<b>Compliance</b>	<b>Payments Made</b>	<b>Timely Payments</b>	<b>Compliance</b>
CA250 MAINE SCHOOL MANAGEMENT ASSOCIATION	83	78	94%	18	18	100%
<b>Total</b>	<b>83</b>	<b>78</b>	<b>94% ▲</b>	<b>18</b>	<b>18</b>	<b>100% ▲</b>
<b>MAINE SCHOOL MANAGEMENT ASSOCIATION Group Total</b>	<b>83</b>	<b>78</b>	<b>94% ▲</b>	<b>18</b>	<b>18</b>	<b>100% ▲</b>

**INSURANCE GROUP COMPLIANCE**  
Lost Time FROI and Initial Indemnity Payments  
First Quarter  
1/1/2024 - 3/31/2024

Insurance Company	Total Lost Time FROIs Filed	Lost Time FROIs Filed Timely	Compliance Percentage	Total Initial Indemnity Payments Made	Initial Indemnity Payments Made Timely	Compliance Percentage
<b>MARKEL CORP GROUP</b>	<b>FROIs Filed</b>	<b>Timely FROIs</b>	<b>Compliance</b>	<b>Payments Made</b>	<b>Timely Payments</b>	<b>Compliance</b>
CA434 MARKEL SERVICE INCORPORATED	3	0	0%	2	2	100%
<b>Total</b>	<b>3</b>	<b>0</b>	<b>0%</b> ▼	<b>2</b>	<b>2</b>	<b>100%</b> ▲
<b>MARKEL CORP GROUP TPA Administered Claims</b>						
CA070 CANNON COCHRAN MANAGEMENT SERVICES	2	1	50%	No Filings	No Filings	No Filings
<b>TPA Total</b>	<b>2</b>	<b>1</b>	<b>50%</b> ▼	<b>No Filings</b>	<b>No Filings</b>	<b>No Filings</b>
<b>MARKEL CORP GROUP Group Total</b>	<b>5</b>	<b>1</b>	<b>20%</b> ▼	<b>2</b>	<b>2</b>	<b>100%</b> ▲
<b>NATIONWIDE INSURANCE</b>	<b>FROIs Filed</b>	<b>Timely FROIs</b>	<b>Compliance</b>	<b>Payments Made</b>	<b>Timely Payments</b>	<b>Compliance</b>
CA289 NATIONAL CASUALTY	*	*	*	*	*	*
<b>Total</b>	<b>*</b>	<b>*</b>	<b>*</b>	<b>*</b>	<b>*</b>	<b>*</b>
<b>NATIONWIDE INSURANCE TPA Administered Claims</b>						
CA190 GALLAGHER BASSETT SERVICES	1	1	100%	No Filings	No Filings	No Filings
<b>TPA Total</b>	<b>1</b>	<b>1</b>	<b>100%</b> ▲	<b>No Filings</b>	<b>No Filings</b>	<b>No Filings</b>
<b>NATIONWIDE INSURANCE Group Total</b>	<b>1</b>	<b>1</b>	<b>100%</b> ▲	<b>No Filings</b>	<b>No Filings</b>	<b>No Filings</b>
<b>NEXT LEVEL ADMINISTRATORS LLC</b>	<b>FROIs Filed</b>	<b>Timely FROIs</b>	<b>Compliance</b>	<b>Payments Made</b>	<b>Timely Payments</b>	<b>Compliance</b>
CA433 NEXT LEVEL ADMINISTRATORS LLC	1	1	100%	2	2	100%
<b>Total</b>	<b>1</b>	<b>1</b>	<b>100%</b> ▲	<b>2</b>	<b>2</b>	<b>100%</b> ▲
<b>NEXT LEVEL ADMINISTRATORS LLC Group Total</b>	<b>1</b>	<b>1</b>	<b>100%</b> ▲	<b>2</b>	<b>2</b>	<b>100%</b> ▲
<b>NGM INSURANCE</b>	<b>FROIs Filed</b>	<b>Timely FROIs</b>	<b>Compliance</b>	<b>Payments Made</b>	<b>Timely Payments</b>	<b>Compliance</b>
CA265 NGM INSURANCE	*	*	*	*	*	*
<b>Total</b>	<b>*</b>	<b>*</b>	<b>*</b>	<b>*</b>	<b>*</b>	<b>*</b>
<b>NGM INSURANCE TPA Administered Claims</b>						
CA300 SEDGWICK CLAIMS MANAGEMENT SERVICES	1	0	0%	No Filings	No Filings	No Filings
<b>TPA Total</b>	<b>1</b>	<b>0</b>	<b>0%</b> ▼	<b>No Filings</b>	<b>No Filings</b>	<b>No Filings</b>
<b>NGM INSURANCE Group Total</b>	<b>1</b>	<b>0</b>	<b>0%</b> ▼	<b>No Filings</b>	<b>No Filings</b>	<b>No Filings</b>



**INSURANCE GROUP COMPLIANCE**  
Lost Time FROI and Initial Indemnity Payments  
First Quarter  
1/1/2024 - 3/31/2024

Insurance Company	Total Lost Time FROIs Filed	Lost Time FROIs Filed Timely	Compliance Percentage	Total Initial Indemnity Payments Made	Initial Indemnity Payments Made Timely	Compliance Percentage
<b>OLD REPUBLIC INSURANCE</b>	<b>FROIs Filed</b>	<b>Timely FROIs</b>	<b>Compliance</b>	<b>Payments Made</b>	<b>Timely Payments</b>	<b>Compliance</b>
OLD REPUBLIC INSURANCE	*	*	*	*	*	*
<b>Total</b>	*	*	*	*	*	*
<b>OLD REPUBLIC INSURANCE TPA Administered Claims</b>						
CA070 CANNON COCHRAN MANAGEMENT SERVICES	17	15	88%	5	4	80%
CA110 CONSTITUTION STATE SERVICES	1	0	0%	No Filings	No Filings	No Filings
CA190 GALLAGHER BASSETT SERVICES	12	10	83%	3	1	33%
CA204 HELMSMAN MANAGEMENT SERVICES	1	0	0%	No Filings	No Filings	No Filings
CA300 SEDGWICK CLAIMS MANAGEMENT SERVICES	9	5	56%	5	4	80%
CA280 TRISTAR CLAIMS MANAGEMENT SERVICES	3	0	0%	3	1	33%
<b>TPA Total</b>	<b>43</b>	<b>30</b>	<b>70% ▼</b>	<b>16</b>	<b>10</b>	<b>63% ▼</b>
<b>OLD REPUBLIC INSURANCE Group Total</b>	<b>43</b>	<b>30</b>	<b>70% ▼</b>	<b>16</b>	<b>10</b>	<b>63% ▼</b>
<b>PENNSYLVANIA MFG ASSN</b>	<b>FROIs Filed</b>	<b>Timely FROIs</b>	<b>Compliance</b>	<b>Payments Made</b>	<b>Timely Payments</b>	<b>Compliance</b>
MANUFACTURERS ALLIANCE INSURANCE	*	*	*	*	*	*
PENNSYLVANIA MFG ASSN	*	*	*	*	*	*
<b>Total</b>	*	*	*	*	*	*
<b>PENNSYLVANIA MFG ASSN TPA Administered Claims</b>						
CA190 GALLAGHER BASSETT SERVICES	17	14	82%	4	2	50%
CA323 THE AMERICAN EQUITY UNDERWRITERS	1	0	0%	No Filings	No Filings	No Filings
<b>TPA Total</b>	<b>18</b>	<b>14</b>	<b>78% ▼</b>	<b>4</b>	<b>2</b>	<b>50% ▼</b>
<b>PENNSYLVANIA MFG ASSN Group Total</b>	<b>18</b>	<b>14</b>	<b>78% ▼</b>	<b>4</b>	<b>2</b>	<b>50% ▼</b>
<b>PROTECTIVE INSURANCE</b>	<b>FROIs Filed</b>	<b>Timely FROIs</b>	<b>Compliance</b>	<b>Payments Made</b>	<b>Timely Payments</b>	<b>Compliance</b>
CA277 PROTECTIVE INSURANCE COMPANY	*	*	*	*	*	*
<b>Total</b>	*	*	*	*	*	*
<b>PROTECTIVE INSURANCE TPA Administered Claims</b>						
CA040 BROADSPIRE SERVICES	No Filings	No Filings	No Filings	3	0	0%
<b>TPA Total</b>	<b>No Filings</b>	<b>No Filings</b>	<b>No Filings</b>	<b>3</b>	<b>0</b>	<b>0% ▼</b>
<b>PROTECTIVE INSURANCE Group Total</b>	<b>No Filings</b>	<b>No Filings</b>	<b>No Filings</b>	<b>3</b>	<b>0</b>	<b>0% ▼</b>
<b>QBE INSURANCE GROUP</b>	<b>FROIs Filed</b>	<b>Timely FROIs</b>	<b>Compliance</b>	<b>Payments Made</b>	<b>Timely Payments</b>	<b>Compliance</b>
QBE INSURANCE GROUP	*	*	*	*	*	*
<b>Total</b>	*	*	*	*	*	*
<b>QBE INSURANCE GROUP TPA Administered Claims</b>						
CA300 SEDGWICK CLAIMS MANAGEMENT SERVICES	8	4	50%	2	2	100%
<b>TPA Total</b>	<b>8</b>	<b>4</b>	<b>50% ▼</b>	<b>2</b>	<b>2</b>	<b>100% ▲</b>
<b>QBE INSURANCE GROUP Group Total</b>	<b>8</b>	<b>4</b>	<b>50% ▼</b>	<b>2</b>	<b>2</b>	<b>100% ▲</b>

**INSURANCE GROUP COMPLIANCE**  
Lost Time FROI and Initial Indemnity Payments  
First Quarter  
1/1/2024 - 3/31/2024

Insurance Company	Total Lost Time FROIs Filed	Lost Time FROIs Filed Timely	Compliance Percentage	Total Initial Indemnity Payments Made	Initial Indemnity Payments Made Timely	Compliance Percentage
<b>RLI INSURANCE GROUP</b>	<b>FROIs Filed</b>	<b>Timely FROIs</b>	<b>Compliance</b>	<b>Payments Made</b>	<b>Timely Payments</b>	<b>Compliance</b>
RLI INSURANCE	*	*	*	*	*	*
Total	*	*	*	*	*	*
<b>RLI INSURANCE GROUP TPA Administered Claims</b>						
CA190 GALLAGHER BASSETT SERVICES	No Filings	No Filings	No Filings	1	0	0%
TPA Total	No Filings	No Filings	No Filings	1	0	0% ▼
<b>RLI INSURANCE GROUP Group Total</b>	<b>No Filings</b>	<b>No Filings</b>	<b>No Filings</b>	<b>1</b>	<b>0</b>	<b>0% ▼</b>
<b>SAFETY NATIONAL CASUALTY CORP</b>	<b>FROIs Filed</b>	<b>Timely FROIs</b>	<b>Compliance</b>	<b>Payments Made</b>	<b>Timely Payments</b>	<b>Compliance</b>
SAFETY NATIONAL CASUALTY CORP	*	*	*	*	*	*
Total	*	*	*	*	*	*
<b>SAFETY NATIONAL CASUALTY CORP TPA Administered Claims</b>						
CA040 BROADSPIRE SERVICES	1	1	100%	1	1	100%
CA070 CANNON COCHRAN MANAGEMENT SERVICES	1	0	0%	No Filings	No Filings	No Filings
CA110 CONSTITUTION STATE SERVICES	No Filings	No Filings	No Filings	1	1	100%
CA116 CORVEL ENTERPRISE COMP	5	4	80%	No Filings	No Filings	No Filings
CA190 GALLAGHER BASSETT SERVICES	14	11	79%	6	4	67%
CA204 HELMSMAN MANAGEMENT SERVICES	9	5	56%	1	1	100%
CA300 SEDGWICK CLAIMS MANAGEMENT SERVICES	11	7	64%	3	3	100%
TPA Total	41	28	68% ▼	12	10	83% ▼
<b>SAFETY NATIONAL CASUALTY CORP Group Total</b>	<b>41</b>	<b>28</b>	<b>68% ▼</b>	<b>12</b>	<b>10</b>	<b>83% ▼</b>
<b>SEDGWICK CLAIMS MANAGEMENT SERVICES</b>	<b>FROIs Filed</b>	<b>Timely FROIs</b>	<b>Compliance</b>	<b>Payments Made</b>	<b>Timely Payments</b>	<b>Compliance</b>
CA300 SEDGWICK CLAIMS MANAGEMENT SERVICES	217	134	62%	60	46	77%
Total	217	134	62% ▼	60	46	77% ▼
<b>SEDGWICK CLAIMS MANAGEMENT SERVICES Group Total</b>	<b>217</b>	<b>134</b>	<b>62% ▼</b>	<b>60</b>	<b>46</b>	<b>77% ▼</b>
<b>SENTRY INSURANCE</b>	<b>FROIs Filed</b>	<b>Timely FROIs</b>	<b>Compliance</b>	<b>Payments Made</b>	<b>Timely Payments</b>	<b>Compliance</b>
CA426 MIDDLESEX INSURANCE COMPANY	1	0	0%	No Filings	No Filings	No Filings
CA402 SENTRY CASUALTY	3	2	67%	2	2	100%
CA305 SENTRY INSURANCE	9	7	78%	3	3	100%
Total	13	9	69% ▼	5	5	100% ▲
<b>SENTRY INSURANCE Group Total</b>	<b>13</b>	<b>9</b>	<b>69% ▼</b>	<b>5</b>	<b>5</b>	<b>100% ▲</b>



**INSURANCE GROUP COMPLIANCE**  
Lost Time FROI and Initial Indemnity Payments  
First Quarter  
1/1/2024 - 3/31/2024

Insurance Company	Total Lost Time FROIs Filed	Lost Time FROIs Filed Timely	Compliance Percentage	Total Initial Indemnity Payments Made	Initial Indemnity Payments Made Timely	Compliance Percentage
<b>SERVICE INSURANCE HOLDINGS</b>	<b>FROIs Filed</b>	<b>Timely FROIs</b>	<b>Compliance</b>	<b>Payments Made</b>	<b>Timely Payments</b>	<b>Compliance</b>
CA504 SERVICE AMERICAN INDEMNITY	1	0	0%	No Filings	No Filings	No Filings
Total	1	0	0% ▼	No Filings	No Filings	No Filings
<b>SERVICE INSURANCE HOLDINGS TPA Administered Claims</b>						
CA040 BROADSPIRE SERVICES	1	0	0%	No Filings	No Filings	No Filings
TPA Total	1	0	0% ▼	No Filings	No Filings	No Filings
<b>SERVICE INSURANCE HOLDINGS Group Total</b>	<b>2</b>	<b>0</b>	<b>0% ▼</b>	<b>No Filings</b>	<b>No Filings</b>	<b>No Filings</b>
<b>SOMPO JAPAN INSURANCE</b>	<b>FROIs Filed</b>	<b>Timely FROIs</b>	<b>Compliance</b>	<b>Payments Made</b>	<b>Timely Payments</b>	<b>Compliance</b>
SOMPO JAPAN INSURANCE COMPANY OF AMERICA	*	*	*	*	*	*
Total	*	*	*	*	*	*
<b>SOMPO JAPAN INSURANCE TPA Administered Claims</b>						
CA190 GALLAGHER BASSETT SERVICES	1	1	100%	No Filings	No Filings	No Filings
TPA Total	1	1	100% ▲	No Filings	No Filings	No Filings
<b>SOMPO JAPAN INSURANCE Group Total</b>	<b>1</b>	<b>1</b>	<b>100% ▲</b>	<b>No Filings</b>	<b>No Filings</b>	<b>No Filings</b>
<b>STARR INDEMNITY INSURANCE</b>	<b>FROIs Filed</b>	<b>Timely FROIs</b>	<b>Compliance</b>	<b>Payments Made</b>	<b>Timely Payments</b>	<b>Compliance</b>
STARR INDEMNITY INSURANCE	*	*	*	*	*	*
Total	*	*	*	*	*	*
<b>STARR INDEMNITY INSURANCE TPA Administered Claims</b>						
CA190 GALLAGHER BASSETT SERVICES	15	12	80%	2	0	0%
CA300 SEDGWICK CLAIMS MANAGEMENT SERVICES	8	2	25%	3	2	67%
TPA Total	23	14	61% ▼	5	2	40% ▼
<b>STARR INDEMNITY INSURANCE Group Total</b>	<b>23</b>	<b>14</b>	<b>61% ▼</b>	<b>5</b>	<b>2</b>	<b>40% ▼</b>
<b>STARSTONE NATIONAL INSURANCE</b>	<b>FROIs Filed</b>	<b>Timely FROIs</b>	<b>Compliance</b>	<b>Payments Made</b>	<b>Timely Payments</b>	<b>Compliance</b>
STARSTONE NATIONAL INSURANCE	*	*	*	*	*	*
Total	*	*	*	*	*	*
<b>STARSTONE NATIONAL INSURANCE TPA Administered Claims</b>						
CA070 CANNON COCHRAN MANAGEMENT SERVICES	1	1	100%	No Filings	No Filings	No Filings
TPA Total	1	1	100% ▲	No Filings	No Filings	No Filings
<b>STARSTONE NATIONAL INSURANCE Group Total</b>	<b>1</b>	<b>1</b>	<b>100% ▲</b>	<b>No Filings</b>	<b>No Filings</b>	<b>No Filings</b>
<b>STATE OF MAINE WORKERS' COMPENSATION TRUST</b>	<b>FROIs Filed</b>	<b>Timely FROIs</b>	<b>Compliance</b>	<b>Payments Made</b>	<b>Timely Payments</b>	<b>Compliance</b>
CA307 STATE OF MAINE WORKERS' COMPENSATION TRUST	147	132	90%	29	27	93%
Total	147	132	90% ▲	29	27	93% ▲
<b>STATE OF MAINE WORKERS' COMPENSATION TRUST Group Total</b>	<b>147</b>	<b>132</b>	<b>90% ▲</b>	<b>29</b>	<b>27</b>	<b>93% ▲</b>



**INSURANCE GROUP COMPLIANCE**  
Lost Time FROI and Initial Indemnity Payments  
First Quarter  
1/1/2024 - 3/31/2024

Insurance Company	Total Lost Time FROIs Filed	Lost Time FROIs Filed Timely	Compliance Percentage	Total Initial Indemnity Payments Made	Initial Indemnity Payments Made Timely	Compliance Percentage
<b>SYNERNET</b>	<b>FROIs Filed</b>	<b>Timely FROIs</b>	<b>Compliance</b>	<b>Payments Made</b>	<b>Timely Payments</b>	<b>Compliance</b>
CA320 SYNERNET	175	170	97%	45	44	98%
Total	175	170	97% ▲	45	44	98% ▲
SYNERNET Group Total	175	170	97% ▲	45	44	98% ▲
<b>THE AMERICAN EQUITY UNDERWRITERS</b>	<b>FROIs Filed</b>	<b>Timely FROIs</b>	<b>Compliance</b>	<b>Payments Made</b>	<b>Timely Payments</b>	<b>Compliance</b>
CA323 THE AMERICAN EQUITY UNDERWRITERS	1	0	0%	No Filings	No Filings	No Filings
Total	1	0	0% ▼	No Filings	No Filings	No Filings
THE AMERICAN EQUITY UNDERWRITERS Group Total	1	0	0% ▼	No Filings	No Filings	No Filings
<b>TOKIO MARINE INSURANCE</b>	<b>FROIs Filed</b>	<b>Timely FROIs</b>	<b>Compliance</b>	<b>Payments Made</b>	<b>Timely Payments</b>	<b>Compliance</b>
CA414 TOKIO MARINE AMERICA INSURANCE	1	0	0%	No Filings	No Filings	No Filings
Total	1	0	0% ▼	No Filings	No Filings	No Filings
TOKIO MARINE INSURANCE Group Total	1	0	0% ▼	No Filings	No Filings	No Filings
<b>TRAVELERS INSURANCE</b>	<b>FROIs Filed</b>	<b>Timely FROIs</b>	<b>Compliance</b>	<b>Payments Made</b>	<b>Timely Payments</b>	<b>Compliance</b>
CA072 CHARTER OAK FIRE INSURANCE	14	3	21%	6	4	67%
CA164 FARMINGTON CASUALTY	1	1	100%	No Filings	No Filings	No Filings
CA284 PHOENIX INSURANCE	4	1	25%	1	1	100%
CA306 STANDARD FIRE INSURANCE	16	9	56%	7	5	71%
CA347 TRAVELERS CASUALTY & SURETY	23	15	65%	8	7	88%
CA348 TRAVELERS CASUALTY INSURANCE COMPANY OF AMERICA	3	2	67%	2	1	50%
CA349 TRAVELERS COMMERCIAL CASUALTY	2	2	100%	1	1	100%
CA346 TRAVELERS INDEMNITY COMPANY OF AMERICA	4	3	75%	No Filings	No Filings	No Filings
CA345 TRAVELERS PROPERTY CASUALTY INSURANCE	6	6	100%	4	4	100%
Total	73	42	58% ▼	29	23	79% ▼
<b>TRAVELERS INSURANCE TPA Administered Claims</b>						
CA110 CONSTITUTION STATE SERVICES	3	1	33%	No Filings	No Filings	No Filings
CA116 CORVEL ENTERPRISE COMP	1	0	0%	No Filings	No Filings	No Filings
CA300 SEDGWICK CLAIMS MANAGEMENT SERVICES	6	4	67%	1	1	100%
TPA Total	10	5	50% ▼	1	1	100% ▲
TRAVELERS INSURANCE Group Total	83	47	57% ▼	30	24	80% ▼
<b>TRISTAR CLAIMS MANAGEMENT SERVICES</b>	<b>FROIs Filed</b>	<b>Timely FROIs</b>	<b>Compliance</b>	<b>Payments Made</b>	<b>Timely Payments</b>	<b>Compliance</b>
CA280 TRISTAR CLAIMS MANAGEMENT SERVICES	3	0	0%	3	1	33%
Total	3	0	0% ▼	3	1	33% ▼
TRISTAR CLAIMS MANAGEMENT SERVICES Group Total	3	0	0% ▼	3	1	33% ▼

## INSURANCE GROUP COMPLIANCE

Lost Time FROI and Initial Indemnity Payments

First Quarter

1/1/2024 - 3/31/2024

Insurance Company	Total Lost Time FROIs Filed	Lost Time FROIs Filed Timely	Compliance Percentage	Total Initial Indemnity Payments Made	Initial Indemnity Payments Made Timely	Compliance Percentage
<b>VANLINER INSURANCE</b>	<b>FROIs Filed</b>	<b>Timely FROIs</b>	<b>Compliance</b>	<b>Payments Made</b>	<b>Timely Payments</b>	<b>Compliance</b>
CA379 VANLINER INSURANCE	10	8	80%	5	4	80%
<b>Total</b>	<b>10</b>	<b>8</b>	<b>80% ▼</b>	<b>5</b>	<b>4</b>	<b>80% ▼</b>
<b>VANLINER INSURANCE Group Total</b>	<b>10</b>	<b>8</b>	<b>80% ▼</b>	<b>5</b>	<b>4</b>	<b>80% ▼</b>
<b>WALMART CLAIMS SERVICES</b>	<b>FROIs Filed</b>	<b>Timely FROIs</b>	<b>Compliance</b>	<b>Payments Made</b>	<b>Timely Payments</b>	<b>Compliance</b>
CA100 WALMART CLAIMS SERVICES	92	88	96%	7	7	100%
<b>Total</b>	<b>92</b>	<b>88</b>	<b>96% ▲</b>	<b>7</b>	<b>7</b>	<b>100% ▲</b>
<b>WALMART CLAIMS SERVICES Group Total</b>	<b>92</b>	<b>88</b>	<b>96% ▲</b>	<b>7</b>	<b>7</b>	<b>100% ▲</b>
<b>WORKERS COMP FUND GROUP</b>	<b>FROIs Filed</b>	<b>Timely FROIs</b>	<b>Compliance</b>	<b>Payments Made</b>	<b>Timely Payments</b>	<b>Compliance</b>
WCF NATIONAL INSURANCE	*	*	*	*	*	*
<b>Total</b>	<b>*</b>	<b>*</b>	<b>*</b>	<b>*</b>	<b>*</b>	<b>*</b>
<b>WORKERS COMP FUND GROUP TPA Administered Claims</b>						
CA190 GALLAGHER BASSETT SERVICES	2	2	100%	1	1	100%
<b>TPA Total</b>	<b>2</b>	<b>2</b>	<b>100% ▲</b>	<b>1</b>	<b>1</b>	<b>100% ▲</b>
<b>WORKERS COMP FUND GROUP Group Total</b>	<b>2</b>	<b>2</b>	<b>100% ▲</b>	<b>1</b>	<b>1</b>	<b>100% ▲</b>
<b>ZURICH INSURANCE</b>	<b>FROIs Filed</b>	<b>Timely FROIs</b>	<b>Compliance</b>	<b>Payments Made</b>	<b>Timely Payments</b>	<b>Compliance</b>
CA021 AMERICAN GUARANTEE & LIABILITY	1	1	100%	No Filings	No Filings	No Filings
CA022 AMERICAN ZURICH	18	16	89%	6	4	67%
CA400 ZURICH AMERICAN INSURANCE	8	7	88%	1	1	100%
<b>Total</b>	<b>27</b>	<b>24</b>	<b>89% ▲</b>	<b>7</b>	<b>5</b>	<b>71% ▼</b>
<b>ZURICH INSURANCE TPA Administered Claims</b>						
CA040 BROADSPIRE SERVICES	2	2	100%	No Filings	No Filings	No Filings
CA070 CANNON COCHRAN MANAGEMENT SERVICES	1	1	100%	No Filings	No Filings	No Filings
CA116 CORVEL ENTERPRISE COMP	9	9	100%	4	4	100%
CA117 COTTINGHAM & BUTLER CLAIMS SERVICES	1	1	100%	1	1	100%
CA160 ESIS	1	0	0%	No Filings	No Filings	No Filings
CA190 GALLAGHER BASSETT SERVICES	32	30	94%	9	6	67%
CA300 SEDGWICK CLAIMS MANAGEMENT SERVICES	10	6	60%	1	1	100%
<b>TPA Total</b>	<b>56</b>	<b>49</b>	<b>88% ▲</b>	<b>15</b>	<b>12</b>	<b>80% ▼</b>
<b>ZURICH INSURANCE Group Total</b>	<b>83</b>	<b>73</b>	<b>88% ▲</b>	<b>22</b>	<b>17</b>	<b>77% ▼</b>

Maine Workers' Compensation Board

Lost Time FROI Filing Benchmark: 85%

Initial Indemnity Payment Benchmark: 87%

▲ Indicates benchmark met or exceeded

▼ Indicates benchmark not met

## **Appendix B**

**Insurance Group Compliance  
Initial MOP and Initial Indemnity NOC Filings  
First Quarter  
1/1/2024-3/31/2024**



**INSURANCE GROUP COMPLIANCE**  
Initial MOP and Initial Indemnity NOC Filings  
First Quarter  
1/1/2024 - 3/31/2024

Insurance Company	Total Initial MOPs Filed	Initial MOPs Filed Timely	Compliance Percentage	Total Initial Indemnity NOCs Filed	Initial Indemnity NOCs Filed Timely	Compliance Percentage
<b>ACADIA INSURANCE</b>	<b>MOPs Filed</b>	<b>Timely MOPs</b>	<b>Compliance</b>	<b>NOCs Filed</b>	<b>Timely NOCs</b>	<b>Compliance</b>
CA010 ACADIA INSURANCE	16	14	88%	7	7	100%
<b>Total</b>	<b>16</b>	<b>14</b>	<b>88% ▲</b>	<b>7</b>	<b>7</b>	<b>100% ▲</b>
<b>ACADIA INSURANCE Group Total</b>	<b>16</b>	<b>14</b>	<b>88% ▲</b>	<b>7</b>	<b>7</b>	<b>100% ▲</b>
<b>ACCIDENT FUND INSURANCE</b>	<b>MOPs Filed</b>	<b>Timely MOPs</b>	<b>Compliance</b>	<b>NOCs Filed</b>	<b>Timely NOCs</b>	<b>Compliance</b>
ACCIDENT FUND INSURANCE	*	*	*	*	*	*
<b>Total</b>	<b>*</b>	<b>*</b>	<b>*</b>	<b>*</b>	<b>*</b>	<b>*</b>
<b>ACCIDENT FUND INSURANCE TPA Administered Claims</b>						
CA190 GALLAGHER BASSETT SERVICES	No Filings	No Filings	No Filings	No Filings	No Filings	No Filings
<b>TPA Total</b>	<b>No Filings</b>	<b>No Filings</b>	<b>No Filings</b>	<b>No Filings</b>	<b>No Filings</b>	<b>No Filings</b>
<b>ACCIDENT FUND INSURANCE Group Total</b>	<b>No Filings</b>	<b>No Filings</b>	<b>No Filings</b>	<b>No Filings</b>	<b>No Filings</b>	<b>No Filings</b>
<b>ACUITY MUTUAL INSURANCE</b>	<b>MOPs Filed</b>	<b>Timely MOPs</b>	<b>Compliance</b>	<b>NOCs Filed</b>	<b>Timely NOCs</b>	<b>Compliance</b>
CA418 ACUITY MUTUAL INSURANCE	1	1	100%	No Filings	No Filings	No Filings
<b>Total</b>	<b>1</b>	<b>1</b>	<b>100% ▲</b>	<b>No Filings</b>	<b>No Filings</b>	<b>No Filings</b>
<b>ACUITY MUTUAL INSURANCE Group Total</b>	<b>1</b>	<b>1</b>	<b>100% ▲</b>	<b>No Filings</b>	<b>No Filings</b>	<b>No Filings</b>
<b>AIG INSURANCE</b>	<b>MOPs Filed</b>	<b>Timely MOPs</b>	<b>Compliance</b>	<b>NOCs Filed</b>	<b>Timely NOCs</b>	<b>Compliance</b>
CA015 AIG CLAIMS, INC	*	*	*	*	*	*
<b>Total</b>	<b>*</b>	<b>*</b>	<b>*</b>	<b>*</b>	<b>*</b>	<b>*</b>
<b>AIG INSURANCE TPA Administered Claims</b>						
CA040 BROADSPIRE SERVICES	1	1	100%	No Filings	No Filings	No Filings
CA070 CANNON COCHRAN MANAGEMENT SERVICES	No Filings	No Filings	No Filings	No Filings	No Filings	No Filings
CA116 CORVEL ENTERPRISE COMP	No Filings	No Filings	No Filings	1	1	100%
CA160 ESIS	5	4	80%	1	1	100%
CA190 GALLAGHER BASSETT SERVICES	7	5	71%	2	1	50%
CA204 HELMSMAN MANAGEMENT SERVICES	2	2	100%	1	1	100%
CA300 SEDGWICK CLAIMS MANAGEMENT SERVICES	6	4	67%	7	6	86%
<b>TPA Total</b>	<b>21</b>	<b>16</b>	<b>76% ▼</b>	<b>12</b>	<b>10</b>	<b>83% ▼</b>
<b>AIG INSURANCE Group Total</b>	<b>21</b>	<b>16</b>	<b>76% ▼</b>	<b>12</b>	<b>10</b>	<b>83% ▼</b>
<b>AIM MUTUAL GROUP</b>	<b>MOPs Filed</b>	<b>Timely MOPs</b>	<b>Compliance</b>	<b>NOCs Filed</b>	<b>Timely NOCs</b>	<b>Compliance</b>
CA472 AIM MUTUAL INSURANCE	2	2	100%	No Filings	No Filings	No Filings
<b>Total</b>	<b>2</b>	<b>2</b>	<b>100% ▲</b>	<b>No Filings</b>	<b>No Filings</b>	<b>No Filings</b>
<b>AIM MUTUAL GROUP Group Total</b>	<b>2</b>	<b>2</b>	<b>100% ▲</b>	<b>No Filings</b>	<b>No Filings</b>	<b>No Filings</b>
<b>AMERICAN FINANCIAL GROUP</b>	<b>MOPs Filed</b>	<b>Timely MOPs</b>	<b>Compliance</b>	<b>NOCs Filed</b>	<b>Timely NOCs</b>	<b>Compliance</b>
CA267 NATIONAL INTERSTATE INSURANCE COMPANY	2	2	100%	1	1	100%
<b>Total</b>	<b>2</b>	<b>2</b>	<b>100% ▲</b>	<b>1</b>	<b>1</b>	<b>100% ▲</b>
<b>AMERICAN FINANCIAL GROUP Group Total</b>	<b>2</b>	<b>2</b>	<b>100% ▲</b>	<b>1</b>	<b>1</b>	<b>100% ▲</b>

**INSURANCE GROUP COMPLIANCE**  
Initial MOP and Initial Indemnity NOC Filings  
First Quarter  
1/1/2024 - 3/31/2024

Insurance Company	Total Initial MOPs Filed	Initial MOPs Filed Timely	Compliance Percentage	Total Initial Indemnity NOCs Filed	Initial Indemnity NOCs Filed Timely	Compliance Percentage
<b>AMERISURE INSURANCE</b>	<b>MOPs Filed</b>	<b>Timely MOPs</b>	<b>Compliance</b>	<b>NOCs Filed</b>	<b>Timely NOCs</b>	<b>Compliance</b>
AMERISURE MUTUAL INSURANCE	*	*	*	*	*	*
<b>Total</b>	*	*	*	*	*	*
<b>AMERISURE INSURANCE TPA Administered Claims</b>						
CA190 GALLAGHER BASSETT SERVICES	1	0	0%	No Filings	No Filings	No Filings
<b>TPA Total</b>	1	0	0% ▼	No Filings	No Filings	No Filings
<b>AMERISURE INSURANCE Group Total</b>	1	0	0% ▼	No Filings	No Filings	No Filings
<b>AMTRUST INSURANCE</b>	<b>MOPs Filed</b>	<b>Timely MOPs</b>	<b>Compliance</b>	<b>NOCs Filed</b>	<b>Timely NOCs</b>	<b>Compliance</b>
CA437 SECURITY NATIONAL INSURANCE	7	4	57%	3	2	67%
<b>Total</b>	7	4	57% ▼	3	2	67% ▼
<b>AMTRUST INSURANCE Group Total</b>	7	4	57% ▼	3	2	67% ▼
<b>ARCH INSURANCE</b>	<b>MOPs Filed</b>	<b>Timely MOPs</b>	<b>Compliance</b>	<b>NOCs Filed</b>	<b>Timely NOCs</b>	<b>Compliance</b>
ARCH INSURANCE	*	*	*	*	*	*
<b>Total</b>	*	*	*	*	*	*
<b>ARCH INSURANCE TPA Administered Claims</b>						
CA040 BROADSPIRE SERVICES	3	3	100%	1	1	100%
CA070 CANNON COCHRAN MANAGEMENT SERVICES	2	2	100%	No Filings	No Filings	No Filings
CA116 CORVEL ENTERPRISE COMP	2	2	100%	No Filings	No Filings	No Filings
CA190 GALLAGHER BASSETT SERVICES	4	2	50%	No Filings	No Filings	No Filings
CA300 SEDGWICK CLAIMS MANAGEMENT SERVICES	1	0	0%	1	1	100%
<b>TPA Total</b>	12	9	75% ▼	2	2	100% ▲
<b>ARCH INSURANCE Group Total</b>	12	9	75% ▼	2	2	100% ▲
<b>ARGONAUT INS GROUP</b>	<b>MOPs Filed</b>	<b>Timely MOPs</b>	<b>Compliance</b>	<b>NOCs Filed</b>	<b>Timely NOCs</b>	<b>Compliance</b>
CA020 ARGONAUT INSURANCE	1	1	100%	No Filings	No Filings	No Filings
<b>Total</b>	1	1	100% ▲	No Filings	No Filings	No Filings
<b>ARGONAUT INS GROUP Group Total</b>	1	1	100% ▲	No Filings	No Filings	No Filings
<b>AXA INS GROUP</b>	<b>MOPs Filed</b>	<b>Timely MOPs</b>	<b>Compliance</b>	<b>NOCs Filed</b>	<b>Timely NOCs</b>	<b>Compliance</b>
XL INSURANCE AMERICA INC	*	*	*	*	*	*
<b>Total</b>	*	*	*	*	*	*
<b>AXA INS GROUP TPA Administered Claims</b>						
CA110 CONSTITUTION STATE SERVICES	4	4	100%	1	1	100%
CA300 SEDGWICK CLAIMS MANAGEMENT SERVICES	5	4	80%	1	0	0%
<b>TPA Total</b>	9	8	89% ▲	2	1	50% ▼
<b>AXA INS GROUP Group Total</b>	9	8	89% ▲	2	1	50% ▼



**INSURANCE GROUP COMPLIANCE**  
Initial MOP and Initial Indemnity NOC Filings  
First Quarter  
1/1/2024 - 3/31/2024

Insurance Company	Total Initial MOPs Filed	Initial MOPs Filed Timely	Compliance Percentage	Total Initial Indemnity NOCs Filed	Initial Indemnity NOCs Filed Timely	Compliance Percentage
<b>BATH IRON WORKS</b>	<b>MOPs Filed</b>	<b>Timely MOPs</b>	<b>Compliance</b>	<b>NOCs Filed</b>	<b>Timely NOCs</b>	<b>Compliance</b>
CA036 BATH IRON WORKS	9	8	89%	No Filings	No Filings	No Filings
Total	9	8	89% ▲	No Filings	No Filings	No Filings
BATH IRON WORKS Group Total	9	8	89% ▲	No Filings	No Filings	No Filings
<b>BERKSHIRE HATHAWAY GROUP</b>	<b>MOPs Filed</b>	<b>Timely MOPs</b>	<b>Compliance</b>	<b>NOCs Filed</b>	<b>Timely NOCs</b>	<b>Compliance</b>
CA037 BERKSHIRE HATHAWAY DIRECT INSURANCE	No Filings	No Filings	No Filings	No Filings	No Filings	No Filings
CA114 BERKSHIRE HATHAWAY HOMESTATE INSURANCE	3	0	0%	No Filings	No Filings	No Filings
CA474 NATIONAL LIABILITY AND FIRE INSURANCE	1	1	100%	1	1	100%
CA498 WELLFLEET NEW YORK INSURANCE	No Filings	No Filings	No Filings	No Filings	No Filings	No Filings
Total	4	1	25% ▼	1	1	100% ▲
BERKSHIRE HATHAWAY GROUP Group Total	4	1	25% ▼	1	1	100% ▲
<b>BROADSPIRE SERVICES</b>	<b>MOPs Filed</b>	<b>Timely MOPs</b>	<b>Compliance</b>	<b>NOCs Filed</b>	<b>Timely NOCs</b>	<b>Compliance</b>
CA040 BROADSPIRE SERVICES	10	6	60%	4	4	100%
Total	10	6	60% ▼	4	4	100% ▲
BROADSPIRE SERVICES Group Total	10	6	60% ▼	4	4	100% ▲
<b>CANNON COCHRAN MANAGEMENT SERVICES</b>	<b>MOPs Filed</b>	<b>Timely MOPs</b>	<b>Compliance</b>	<b>NOCs Filed</b>	<b>Timely NOCs</b>	<b>Compliance</b>
CA070 CANNON COCHRAN MANAGEMENT SERVICES	19	17	89%	11	10	91%
Total	19	17	89% ▲	11	10	91% ▲
CANNON COCHRAN MANAGEMENT SERVICES Group Total	19	17	89% ▲	11	10	91% ▲
<b>CAROLINA CASUALTY INS CO</b>	<b>MOPs Filed</b>	<b>Timely MOPs</b>	<b>Compliance</b>	<b>NOCs Filed</b>	<b>Timely NOCs</b>	<b>Compliance</b>
CAROLINA CASUALTY INS CO	*	*	*	*	*	*
Total	*	*	*	*	*	*
<b>CAROLINA CASUALTY INS CO TPA Administered Claims</b>	<b>MOPs Filed</b>	<b>Timely MOPs</b>	<b>Compliance</b>	<b>NOCs Filed</b>	<b>Timely NOCs</b>	<b>Compliance</b>
CA190 GALLAGHER BASSETT SERVICES	No Filings	No Filings	No Filings	No Filings	No Filings	No Filings
TPA Total	No Filings	No Filings	No Filings	No Filings	No Filings	No Filings
CAROLINA CASUALTY INS CO Group Total	No Filings	No Filings	No Filings	No Filings	No Filings	No Filings



**INSURANCE GROUP COMPLIANCE**  
Initial MOP and Initial Indemnity NOC Filings  
First Quarter  
1/1/2024 - 3/31/2024

Insurance Company	Total Initial MOPs Filed	Initial MOPs Filed Timely	Compliance Percentage	Total Initial Indemnity NOCs Filed	Initial Indemnity NOCs Filed Timely	Compliance Percentage
<b>CHUBB INSURANCE</b>	<b>MOPs Filed</b>	<b>Timely MOPs</b>	<b>Compliance</b>	<b>NOCs Filed</b>	<b>Timely NOCs</b>	<b>Compliance</b>
ACE INSURANCE	*	*	*	*	*	*
CA072 CHARTER OAK FIRE INSURANCE	*	*	*	*	*	*
CA046 CHUBB INSURANCE	*	*	*	*	*	*
CA090 FEDERAL INSURANCE	*	*	*	*	*	*
INDEMNITY INS CO OF NORTH AMERICA	*	*	*	*	*	*
<b>Total</b>	<b>*</b>	<b>*</b>	<b>*</b>	<b>*</b>	<b>*</b>	<b>*</b>
<b>CHUBB INSURANCE TPA Administered Claims</b>						
CA040 BROADSPIRE SERVICES	No Filings	No Filings	No Filings	No Filings	No Filings	No Filings
CA070 CANNON COCHRAN MANAGEMENT SERVICES	No Filings	No Filings	No Filings	1	0	0%
CA110 CONSTITUTION STATE SERVICES	3	2	67%	No Filings	No Filings	No Filings
CA116 CORVEL ENTERPRISE COMP	1	0	0%	No Filings	No Filings	No Filings
CA160 ESIS	7	6	86%	7	5	71%
CA190 GALLAGHER BASSETT SERVICES	19	10	53%	6	6	100%
CA204 HELMSMAN MANAGEMENT SERVICES	1	0	0%	2	2	100%
CA300 SEDGWICK CLAIMS MANAGEMENT SERVICES	17	13	76%	15	13	87%
<b>TPA Total</b>	<b>48</b>	<b>31</b>	<b>65% ▼</b>	<b>31</b>	<b>26</b>	<b>84% ▼</b>
<b>CHUBB INSURANCE Group Total</b>	<b>48</b>	<b>31</b>	<b>65% ▼</b>	<b>31</b>	<b>26</b>	<b>84% ▼</b>
<b>CHURCH MUTUAL INSURANCE</b>	<b>MOPs Filed</b>	<b>Timely MOPs</b>	<b>Compliance</b>	<b>NOCs Filed</b>	<b>Timely NOCs</b>	<b>Compliance</b>
CA084 CHURCH MUTUAL INSURANCE	*	*	*	*	*	*
<b>Total</b>	<b>*</b>	<b>*</b>	<b>*</b>	<b>*</b>	<b>*</b>	<b>*</b>
<b>CHURCH MUTUAL INSURANCE TPA Administered Claims</b>						
CA160 ESIS	1	1	100%	1	1	100%
<b>TPA Total</b>	<b>1</b>	<b>1</b>	<b>100% ▲</b>	<b>1</b>	<b>1</b>	<b>100% ▲</b>
<b>CHURCH MUTUAL INSURANCE Group Total</b>	<b>1</b>	<b>1</b>	<b>100% ▲</b>	<b>1</b>	<b>1</b>	<b>100% ▲</b>
<b>CINCINNATI FINANCIAL GROUP</b>	<b>MOPs Filed</b>	<b>Timely MOPs</b>	<b>Compliance</b>	<b>NOCs Filed</b>	<b>Timely NOCs</b>	<b>Compliance</b>
CA438 CINCINNATI INSURANCE	1	1	100%	No Filings	No Filings	No Filings
<b>Total</b>	<b>1</b>	<b>1</b>	<b>100% ▲</b>	<b>No Filings</b>	<b>No Filings</b>	<b>No Filings</b>
<b>CINCINNATI FINANCIAL GROUP Group Total</b>	<b>1</b>	<b>1</b>	<b>100% ▲</b>	<b>No Filings</b>	<b>No Filings</b>	<b>No Filings</b>

**INSURANCE GROUP COMPLIANCE**  
Initial MOP and Initial Indemnity NOC Filings  
First Quarter  
1/1/2024 - 3/31/2024

Insurance Company	Total Initial MOPs Filed	Initial MOPs Filed Timely	Compliance Percentage	Total Initial Indemnity NOCs Filed	Initial Indemnity NOCs Filed Timely	Compliance Percentage
<b>CNA INSURANCE</b>	<b>MOPs Filed</b>	<b>Timely MOPs</b>	<b>Compliance</b>	<b>NOCs Filed</b>	<b>Timely NOCs</b>	<b>Compliance</b>
CA017 AMERICAN CASUALTY COMPANY OF READING PA	No Filings	No Filings	No Filings	1	1	100%
CA271 NATIONAL FIRE INSURANCE	No Filings	No Filings	No Filings	No Filings	No Filings	No Filings
CA087 THE CONTINENTAL INSURANCE	1	0	0%	1	0	0%
CA314 TRANSPORTATION INSURANCE	2	2	100%	No Filings	No Filings	No Filings
CA329 VALLEY FORGE INSURANCE COMPANY	1	1	100%	No Filings	No Filings	No Filings
<b>Total</b>	<b>4</b>	<b>3</b>	<b>75% ▼</b>	<b>2</b>	<b>1</b>	<b>50% ▼</b>
<b>CNA INSURANCE TPA Administered Claims</b>						
CA040 BROADSPIRE SERVICES	No Filings	No Filings	No Filings	2	2	100%
CA190 GALLAGHER BASSETT SERVICES	No Filings	No Filings	No Filings	No Filings	No Filings	No Filings
CA300 SEDGWICK CLAIMS MANAGEMENT SERVICES	6	4	67%	1	1	100%
<b>TPA Total</b>	<b>6</b>	<b>4</b>	<b>67% ▼</b>	<b>3</b>	<b>3</b>	<b>100% ▲</b>
<b>CNA INSURANCE Group Total</b>	<b>10</b>	<b>7</b>	<b>70% ▼</b>	<b>5</b>	<b>4</b>	<b>80% ▼</b>
<b>CONSTITUTION STATE SERVICES</b>	<b>MOPs Filed</b>	<b>Timely MOPs</b>	<b>Compliance</b>	<b>NOCs Filed</b>	<b>Timely NOCs</b>	<b>Compliance</b>
CA110 CONSTITUTION STATE SERVICES	9	8	89%	2	2	100%
<b>Total</b>	<b>9</b>	<b>8</b>	<b>89% ▲</b>	<b>2</b>	<b>2</b>	<b>100% ▲</b>
<b>CONSTITUTION STATE SERVICES Group Total</b>	<b>9</b>	<b>8</b>	<b>89% ▲</b>	<b>2</b>	<b>2</b>	<b>100% ▲</b>
<b>CORVEL ENTERPRISE COMP</b>	<b>MOPs Filed</b>	<b>Timely MOPs</b>	<b>Compliance</b>	<b>NOCs Filed</b>	<b>Timely NOCs</b>	<b>Compliance</b>
CA116 CORVEL ENTERPRISE COMP	12	10	83%	4	4	100%
<b>Total</b>	<b>12</b>	<b>10</b>	<b>83% ▼</b>	<b>4</b>	<b>4</b>	<b>100% ▲</b>
<b>CORVEL ENTERPRISE COMP Group Total</b>	<b>12</b>	<b>10</b>	<b>83% ▼</b>	<b>4</b>	<b>4</b>	<b>100% ▲</b>
<b>COTTINGHAM &amp; BUTLER CLAIMS SERVICES</b>	<b>MOPs Filed</b>	<b>Timely MOPs</b>	<b>Compliance</b>	<b>NOCs Filed</b>	<b>Timely NOCs</b>	<b>Compliance</b>
CA117 COTTINGHAM & BUTLER CLAIMS SERVICES	1	1	100%	No Filings	No Filings	No Filings
<b>Total</b>	<b>1</b>	<b>1</b>	<b>100% ▲</b>	<b>No Filings</b>	<b>No Filings</b>	<b>No Filings</b>
<b>COTTINGHAM &amp; BUTLER CLAIMS SERVICES Group Total</b>	<b>1</b>	<b>1</b>	<b>100% ▲</b>	<b>No Filings</b>	<b>No Filings</b>	<b>No Filings</b>
<b>CROSS INSURANCE</b>	<b>MOPs Filed</b>	<b>Timely MOPs</b>	<b>Compliance</b>	<b>NOCs Filed</b>	<b>Timely NOCs</b>	<b>Compliance</b>
CA093 CROSS INSURANCE	51	40	78%	74	73	99%
<b>Total</b>	<b>51</b>	<b>40</b>	<b>78% ▼</b>	<b>74</b>	<b>73</b>	<b>99% ▲</b>
<b>CROSS INSURANCE Group Total</b>	<b>51</b>	<b>40</b>	<b>78% ▼</b>	<b>74</b>	<b>73</b>	<b>99% ▲</b>
<b>DELHAIZE AMERICA LLC</b>	<b>MOPs Filed</b>	<b>Timely MOPs</b>	<b>Compliance</b>	<b>NOCs Filed</b>	<b>Timely NOCs</b>	<b>Compliance</b>
CA496 DELHAIZE AMERICA LLC	32	29	91%	11	11	100%
<b>Total</b>	<b>32</b>	<b>29</b>	<b>91% ▲</b>	<b>11</b>	<b>11</b>	<b>100% ▲</b>
<b>DELHAIZE AMERICA LLC Group Total</b>	<b>32</b>	<b>29</b>	<b>91% ▲</b>	<b>11</b>	<b>11</b>	<b>100% ▲</b>



**INSURANCE GROUP COMPLIANCE**  
Initial MOP and Initial Indemnity NOC Filings  
First Quarter  
1/1/2024 - 3/31/2024

Insurance Company	Total Initial MOPs Filed	Initial MOPs Filed Timely	Compliance Percentage	Total Initial Indemnity NOCs Filed	Initial Indemnity NOCs Filed Timely	Compliance Percentage
<b>EASTERN ALLIANCE INSURANCE</b>	<b>MOPs Filed</b>	<b>Timely MOPs</b>	<b>Compliance</b>	<b>NOCs Filed</b>	<b>Timely NOCs</b>	<b>Compliance</b>
CA141 EASTERN ALLIANCE INSURANCE	18	15	83%	2	2	100%
<b>Total</b>	<b>18</b>	<b>15</b>	<b>83% ▼</b>	<b>2</b>	<b>2</b>	<b>100% ▲</b>
<b>EASTERN ALLIANCE INSURANCE Group Total</b>	<b>18</b>	<b>15</b>	<b>83% ▼</b>	<b>2</b>	<b>2</b>	<b>100% ▲</b>
<b>EMPLOYERS HOLDINGS GROUP</b>	<b>MOPs Filed</b>	<b>Timely MOPs</b>	<b>Compliance</b>	<b>NOCs Filed</b>	<b>Timely NOCs</b>	<b>Compliance</b>
CA480 EMPLOYERS ASSURANCE COMPANY	No Filings	No Filings	No Filings	No Filings	No Filings	No Filings
CA481 EMPLOYERS COMPENSATION INSURANCE	No Filings	No Filings	No Filings	No Filings	No Filings	No Filings
CA479 EMPLOYERS PREFERRED INSURANCE	No Filings	No Filings	No Filings	No Filings	No Filings	No Filings
<b>Total</b>	<b>No Filings</b>	<b>No Filings</b>	<b>No Filings</b>	<b>No Filings</b>	<b>No Filings</b>	<b>No Filings</b>
<b>EMPLOYERS HOLDINGS GROUP Group Total</b>	<b>No Filings</b>	<b>No Filings</b>	<b>No Filings</b>	<b>No Filings</b>	<b>No Filings</b>	<b>No Filings</b>
<b>ESIS</b>	<b>MOPs Filed</b>	<b>Timely MOPs</b>	<b>Compliance</b>	<b>NOCs Filed</b>	<b>Timely NOCs</b>	<b>Compliance</b>
CA160 ESIS	13	11	85%	11	9	82%
<b>Total</b>	<b>13</b>	<b>11</b>	<b>85% ▲</b>	<b>11</b>	<b>9</b>	<b>82% ▼</b>
<b>ESIS Group Total</b>	<b>13</b>	<b>11</b>	<b>85% ▲</b>	<b>11</b>	<b>9</b>	<b>82% ▼</b>
<b>EVEREST REINS HOLDINGS GROUP</b>	<b>MOPs Filed</b>	<b>Timely MOPs</b>	<b>Compliance</b>	<b>NOCs Filed</b>	<b>Timely NOCs</b>	<b>Compliance</b>
EVEREST REINS HOLDINGS	*	*	*	*	*	*
<b>Total</b>	<b>*</b>	<b>*</b>	<b>*</b>	<b>*</b>	<b>*</b>	<b>*</b>
<b>EVEREST REINS HOLDINGS GROUP TPA Administered Claims</b>						
CA040 BROADSPIRE SERVICES	No Filings	No Filings	No Filings	1	1	100%
CA116 CORVEL ENTERPRISE COMP	1	1	100%	1	1	100%
CA190 GALLAGHER BASSETT SERVICES	2	1	50%	1	0	0%
CA300 SEDGWICK CLAIMS MANAGEMENT SERVICES	1	1	100%	1	1	100%
<b>TPA Total</b>	<b>4</b>	<b>3</b>	<b>75% ▼</b>	<b>4</b>	<b>3</b>	<b>75% ▼</b>
<b>EVEREST REINS HOLDINGS GROUP Group Total</b>	<b>4</b>	<b>3</b>	<b>75% ▼</b>	<b>4</b>	<b>3</b>	<b>75% ▼</b>
<b>FAIRFAX FINANCIAL GROUP</b>	<b>MOPs Filed</b>	<b>Timely MOPs</b>	<b>Compliance</b>	<b>NOCs Filed</b>	<b>Timely NOCs</b>	<b>Compliance</b>
CA257 NORTH RIVER INSURANCE	No Filings	No Filings	No Filings	No Filings	No Filings	No Filings
CA375 UNITED STATES FIRE INSURANCE	No Filings	No Filings	No Filings	No Filings	No Filings	No Filings
<b>Total</b>	<b>No Filings</b>	<b>No Filings</b>	<b>No Filings</b>	<b>No Filings</b>	<b>No Filings</b>	<b>No Filings</b>
<b>FAIRFAX FINANCIAL GROUP TPA Administered Claims</b>						
CA040 BROADSPIRE SERVICES	1	1	100%	No Filings	No Filings	No Filings
<b>TPA Total</b>	<b>1</b>	<b>1</b>	<b>100% ▲</b>	<b>No Filings</b>	<b>No Filings</b>	<b>No Filings</b>
<b>FAIRFAX FINANCIAL GROUP Group Total</b>	<b>1</b>	<b>1</b>	<b>100% ▲</b>	<b>No Filings</b>	<b>No Filings</b>	<b>No Filings</b>
<b>FUTURECOMP</b>	<b>MOPs Filed</b>	<b>Timely MOPs</b>	<b>Compliance</b>	<b>NOCs Filed</b>	<b>Timely NOCs</b>	<b>Compliance</b>
CA175 FUTURECOMP	6	6	100%	4	4	100%
<b>Total</b>	<b>6</b>	<b>6</b>	<b>100% ▲</b>	<b>4</b>	<b>4</b>	<b>100% ▲</b>
<b>FUTURECOMP Group Total</b>	<b>6</b>	<b>6</b>	<b>100% ▲</b>	<b>4</b>	<b>4</b>	<b>100% ▲</b>



**INSURANCE GROUP COMPLIANCE**  
Initial MOP and Initial Indemnity NOC Filings  
First Quarter  
1/1/2024 - 3/31/2024

Insurance Company	Total Initial MOPs Filed	Initial MOPs Filed Timely	Compliance Percentage	Total Initial Indemnity NOCs Filed	Initial Indemnity NOCs Filed Timely	Compliance Percentage
<b>GALLAGHER BASSETT SERVICES</b>	<b>MOPs Filed</b>	<b>Timely MOPs</b>	<b>Compliance</b>	<b>NOCs Filed</b>	<b>Timely NOCs</b>	<b>Compliance</b>
CA190 GALLAGHER BASSETT SERVICES	84	50	60%	21	19	90%
<b>Total</b>	<b>84</b>	<b>50</b>	<b>60% ▼</b>	<b>21</b>	<b>19</b>	<b>90% ▲</b>
<b>GALLAGHER BASSETT SERVICES Group Total</b>	<b>84</b>	<b>50</b>	<b>60% ▼</b>	<b>21</b>	<b>19</b>	<b>90% ▲</b>
<b>GROUP 1001 INS HOLDINGS GRP</b>	<b>MOPs Filed</b>	<b>Timely MOPs</b>	<b>Compliance</b>	<b>NOCs Filed</b>	<b>Timely NOCs</b>	<b>Compliance</b>
CLEAR SPRING PROPERTY & CASUALTY	*	*	*	*	*	*
<b>Total</b>	<b>*</b>	<b>*</b>	<b>*</b>	<b>*</b>	<b>*</b>	<b>*</b>
<b>GROUP 1001 INS HOLDINGS GRP TPA Administered Claims</b>						
CA300 SEDGWICK CLAIMS MANAGEMENT SERVICES	1	0	0%	1	1	100%
<b>TPA Total</b>	<b>1</b>	<b>0</b>	<b>0% ▼</b>	<b>1</b>	<b>1</b>	<b>100% ▲</b>
<b>GROUP 1001 INS HOLDINGS GRP Group Total</b>	<b>1</b>	<b>0</b>	<b>0% ▼</b>	<b>1</b>	<b>1</b>	<b>100% ▲</b>
<b>GUARD INSURANCE</b>	<b>MOPs Filed</b>	<b>Timely MOPs</b>	<b>Compliance</b>	<b>NOCs Filed</b>	<b>Timely NOCs</b>	<b>Compliance</b>
CA019 AMGWARD INSURANCE	No Filings	No Filings	No Filings	No Filings	No Filings	No Filings
CA140 EASTGUARD INSURANCE	1	0	0%	No Filings	No Filings	No Filings
CA272 NORGUARD INSURANCE	3	0	0%	No Filings	No Filings	No Filings
<b>Total</b>	<b>4</b>	<b>0</b>	<b>0% ▼</b>	<b>No Filings</b>	<b>No Filings</b>	<b>No Filings</b>
<b>GUARD INSURANCE Group Total</b>	<b>4</b>	<b>0</b>	<b>0% ▼</b>	<b>No Filings</b>	<b>No Filings</b>	<b>No Filings</b>
<b>HANOVER INSURANCE</b>	<b>MOPs Filed</b>	<b>Timely MOPs</b>	<b>Compliance</b>	<b>NOCs Filed</b>	<b>Timely NOCs</b>	<b>Compliance</b>
CA048 CITIZENS INSURANCE COMPANY OF AMERICA	No Filings	No Filings	No Filings	1	1	100%
CA202 HANOVER INSURANCE	1	1	100%	1	0	0%
CA228 MASSACHUSETTS BAY INSURANCE	No Filings	No Filings	No Filings	No Filings	No Filings	No Filings
<b>Total</b>	<b>1</b>	<b>1</b>	<b>100% ▲</b>	<b>2</b>	<b>1</b>	<b>50% ▼</b>
<b>HANOVER INSURANCE Group Total</b>	<b>1</b>	<b>1</b>	<b>100% ▲</b>	<b>2</b>	<b>1</b>	<b>50% ▼</b>

**INSURANCE GROUP COMPLIANCE**  
Initial MOP and Initial Indemnity NOC Filings  
First Quarter  
1/1/2024 - 3/31/2024

Insurance Company	Total Initial MOPs Filed	Initial MOPs Filed Timely	Compliance Percentage	Total Initial Indemnity NOCs Filed	Initial Indemnity NOCs Filed Timely	Compliance Percentage
<b>HARTFORD INSURANCE</b>	<b>MOPs Filed</b>	<b>Timely MOPs</b>	<b>Compliance</b>	<b>NOCs Filed</b>	<b>Timely NOCs</b>	<b>Compliance</b>
CA188 HARTFORD ACCIDENT & INDEMNITY	No Filings	No Filings	No Filings	1	1	100%
CA185 HARTFORD CASUALTY INSURANCE	4	4	100%	No Filings	No Filings	No Filings
CA203 HARTFORD FIRE INSURANCE	3	2	67%	2	1	50%
CA186 HARTFORD INSURANCE COMPANY OF THE MIDWEST	1	1	100%	No Filings	No Filings	No Filings
CA187 HARTFORD UNDERWRITERS INSURANCE	No Filings	No Filings	No Filings	1	1	100%
CA288 PROPERTY & CASUALTY INSURANCE COMPANY OF HARTFORD	4	4	100%	2	2	100%
CA296 SENTINEL INSURANCE	No Filings	No Filings	No Filings	No Filings	No Filings	No Filings
CA319 TRUMBULL INSURANCE	2	1	50%	No Filings	No Filings	No Filings
CA321 TWIN CITY FIRE INSURANCE	3	2	67%	1	1	100%
<b>Total</b>	<b>17</b>	<b>14</b>	<b>82%</b> ▼	<b>7</b>	<b>6</b>	<b>86%</b> ▼
<b>HARTFORD INSURANCE TPA Administered Claims</b>						
CA070 CANNON COCHRAN MANAGEMENT SERVICES	1	1	100%	No Filings	No Filings	No Filings
CA116 CORVEL ENTERPRISE COMP	1	0	0%	No Filings	No Filings	No Filings
CA190 GALLAGHER BASSETT SERVICES	No Filings	No Filings	No Filings	1	1	100%
CA300 SEDGWICK CLAIMS MANAGEMENT SERVICES	No Filings	No Filings	No Filings	No Filings	No Filings	No Filings
<b>TPA Total</b>	<b>2</b>	<b>1</b>	<b>50%</b> ▼	<b>1</b>	<b>1</b>	<b>100%</b> ▲
<b>HARTFORD INSURANCE Group Total</b>	<b>19</b>	<b>15</b>	<b>79%</b> ▼	<b>8</b>	<b>7</b>	<b>88%</b> ▼
<b>HELMSMAN MANAGEMENT SERVICES</b>	<b>MOPs Filed</b>	<b>Timely MOPs</b>	<b>Compliance</b>	<b>NOCs Filed</b>	<b>Timely NOCs</b>	<b>Compliance</b>
CA204 HELMSMAN MANAGEMENT SERVICES	4	3	75%	5	3	60%
<b>Total</b>	<b>4</b>	<b>3</b>	<b>75%</b> ▼	<b>5</b>	<b>3</b>	<b>60%</b> ▼
<b>HELMSMAN MANAGEMENT SERVICES Group Total</b>	<b>4</b>	<b>3</b>	<b>75%</b> ▼	<b>5</b>	<b>3</b>	<b>60%</b> ▼
<b>HOUSTON INT INS GROUP</b>	<b>MOPs Filed</b>	<b>Timely MOPs</b>	<b>Compliance</b>	<b>NOCs Filed</b>	<b>Timely NOCs</b>	<b>Compliance</b>
IMPERIUM INSURANCE	*	*	*	*	*	*
<b>Total</b>	<b>*</b>	<b>*</b>	<b>*</b>	<b>*</b>	<b>*</b>	<b>*</b>
<b>HOUSTON INT INS GROUP TPA Administered Claims</b>						
CA190 GALLAGHER BASSETT SERVICES	2	2	100%	No Filings	No Filings	No Filings
<b>TPA Total</b>	<b>2</b>	<b>2</b>	<b>100%</b> ▲	<b>No Filings</b>	<b>No Filings</b>	<b>No Filings</b>
<b>HOUSTON INT INS GROUP Group Total</b>	<b>2</b>	<b>2</b>	<b>100%</b> ▲	<b>No Filings</b>	<b>No Filings</b>	<b>No Filings</b>
<b>INTREPID INSURANCE</b>	<b>MOPs Filed</b>	<b>Timely MOPs</b>	<b>Compliance</b>	<b>NOCs Filed</b>	<b>Timely NOCs</b>	<b>Compliance</b>
INTREPID INSURANCE	*	*	*	*	*	*
<b>Total</b>	<b>*</b>	<b>*</b>	<b>*</b>	<b>*</b>	<b>*</b>	<b>*</b>
<b>INTREPID INSURANCE TPA Administered Claims</b>						
CA190 GALLAGHER BASSETT SERVICES	No Filings	No Filings	No Filings	No Filings	No Filings	No Filings
<b>TPA Total</b>	<b>No Filings</b>	<b>No Filings</b>	<b>No Filings</b>	<b>No Filings</b>	<b>No Filings</b>	<b>No Filings</b>
<b>INTREPID INSURANCE Group Total</b>	<b>No Filings</b>	<b>No Filings</b>	<b>No Filings</b>	<b>No Filings</b>	<b>No Filings</b>	<b>No Filings</b>



**INSURANCE GROUP COMPLIANCE**  
Initial MOP and Initial Indemnity NOC Filings  
First Quarter  
1/1/2024 - 3/31/2024

Insurance Company	Total Initial MOPs Filed	Initial MOPs Filed Timely	Compliance Percentage	Total Initial Indemnity NOCs Filed	Initial Indemnity NOCs Filed Timely	Compliance Percentage
<b>LIBERTY MUTUAL INSURANCE</b>	<b>MOPs Filed</b>	<b>Timely MOPs</b>	<b>Compliance</b>	<b>NOCs Filed</b>	<b>Timely NOCs</b>	<b>Compliance</b>
CA380 EMPLOYERS INSURANCE OF WAUSAU	1	0	0%	No Filings	No Filings	No Filings
CA210 LIBERTY MUTUAL INSURANCE	24	24	100%	8	6	75%
CA407 OHIO SECURITY INSURANCE	1	1	100%	No Filings	No Filings	No Filings
<b>Total</b>	<b>26</b>	<b>25</b>	<b>96% ▲</b>	<b>8</b>	<b>6</b>	<b>75% ▼</b>
<b>LIBERTY MUTUAL INSURANCE TPA Administered Claims</b>						
CA160 ESIS	No Filings	No Filings	No Filings	1	1	100%
CA190 GALLAGHER BASSETT SERVICES	No Filings	No Filings	No Filings	No Filings	No Filings	No Filings
CA300 SEDGWICK CLAIMS MANAGEMENT SERVICES	No Filings	No Filings	No Filings	No Filings	No Filings	No Filings
<b>TPA Total</b>	<b>No Filings</b>	<b>No Filings</b>	<b>No Filings</b>	<b>1</b>	<b>1</b>	<b>100% ▲</b>
<b>LIBERTY MUTUAL INSURANCE Group Total</b>	<b>26</b>	<b>25</b>	<b>96% ▲</b>	<b>9</b>	<b>7</b>	<b>78% ▼</b>
<b>MAINE EMPLOYERS' MUTUAL INSURANCE</b>	<b>MOPs Filed</b>	<b>Timely MOPs</b>	<b>Compliance</b>	<b>NOCs Filed</b>	<b>Timely NOCs</b>	<b>Compliance</b>
CA260 MAINE EMPLOYERS' MUTUAL INSURANCE	355	299	84%	184	161	88%
<b>Total</b>	<b>355</b>	<b>299</b>	<b>84% ▼</b>	<b>184</b>	<b>161</b>	<b>88% ▼</b>
<b>MAINE EMPLOYERS' MUTUAL INSURANCE Group Total</b>	<b>355</b>	<b>299</b>	<b>84% ▼</b>	<b>184</b>	<b>161</b>	<b>88% ▼</b>
<b>MAINE HEALTHCARE ASSOCIATION</b>	<b>MOPs Filed</b>	<b>Timely MOPs</b>	<b>Compliance</b>	<b>NOCs Filed</b>	<b>Timely NOCs</b>	<b>Compliance</b>
CA234 MAINE HEALTHCARE ASSOCIATION	1	1	100%	5	5	100%
<b>Total</b>	<b>1</b>	<b>1</b>	<b>100% ▲</b>	<b>5</b>	<b>5</b>	<b>100% ▲</b>
<b>MAINE HEALTHCARE ASSOCIATION Group Total</b>	<b>1</b>	<b>1</b>	<b>100% ▲</b>	<b>5</b>	<b>5</b>	<b>100% ▲</b>
<b>MAINE MOTOR TRANSPORT ASSOCIATION</b>	<b>MOPs Filed</b>	<b>Timely MOPs</b>	<b>Compliance</b>	<b>NOCs Filed</b>	<b>Timely NOCs</b>	<b>Compliance</b>
CA230 MAINE MOTOR TRANSPORT ASSOCIATION	2	2	100%	2	2	100%
<b>Total</b>	<b>2</b>	<b>2</b>	<b>100% ▲</b>	<b>2</b>	<b>2</b>	<b>100% ▲</b>
<b>MAINE MOTOR TRANSPORT ASSOCIATION Group Total</b>	<b>2</b>	<b>2</b>	<b>100% ▲</b>	<b>2</b>	<b>2</b>	<b>100% ▲</b>
<b>MAINE MUNICIPAL ASSOCIATION</b>	<b>MOPs Filed</b>	<b>Timely MOPs</b>	<b>Compliance</b>	<b>NOCs Filed</b>	<b>Timely NOCs</b>	<b>Compliance</b>
CA225 MAINE MUNICIPAL ASSOCIATION	41	40	98%	53	53	100%
<b>Total</b>	<b>41</b>	<b>40</b>	<b>98% ▲</b>	<b>53</b>	<b>53</b>	<b>100% ▲</b>
<b>MAINE MUNICIPAL ASSOCIATION Group Total</b>	<b>41</b>	<b>40</b>	<b>98% ▲</b>	<b>53</b>	<b>53</b>	<b>100% ▲</b>
<b>MAINE SCHOOL MANAGEMENT ASSOCIATION</b>	<b>MOPs Filed</b>	<b>Timely MOPs</b>	<b>Compliance</b>	<b>NOCs Filed</b>	<b>Timely NOCs</b>	<b>Compliance</b>
CA250 MAINE SCHOOL MANAGEMENT ASSOCIATION	18	18	100%	6	6	100%
<b>Total</b>	<b>18</b>	<b>18</b>	<b>100% ▲</b>	<b>6</b>	<b>6</b>	<b>100% ▲</b>
<b>MAINE SCHOOL MANAGEMENT ASSOCIATION Group Total</b>	<b>18</b>	<b>18</b>	<b>100% ▲</b>	<b>6</b>	<b>6</b>	<b>100% ▲</b>



**INSURANCE GROUP COMPLIANCE**  
Initial MOP and Initial Indemnity NOC Filings  
First Quarter  
1/1/2024 - 3/31/2024

Insurance Company	Total Initial MOPs Filed	Initial MOPs Filed Timely	Compliance Percentage	Total Initial Indemnity NOCs Filed	Initial Indemnity NOCs Filed Timely	Compliance Percentage
<b>MARKEL CORP GROUP</b>	<b>MOPs Filed</b>	<b>Timely MOPs</b>	<b>Compliance</b>	<b>NOCs Filed</b>	<b>Timely NOCs</b>	<b>Compliance</b>
CA434 MARKEL SERVICE INCORPORATED	2	2	100%	No Filings	No Filings	No Filings
<b>Total</b>	<b>2</b>	<b>2</b>	<b>100% ▲</b>	<b>No Filings</b>	<b>No Filings</b>	<b>No Filings</b>
<b>MARKEL CORP GROUP TPA Administered Claims</b>	<b>No Filings</b>	<b>No Filings</b>	<b>No Filings</b>	<b>1</b>	<b>1</b>	<b>100%</b>
CA070 CANNON COCHRAN MANAGEMENT SERVICES	No Filings	No Filings	No Filings	1	1	100% ▲
<b>TPA Total</b>	<b>No Filings</b>	<b>No Filings</b>	<b>No Filings</b>	<b>1</b>	<b>1</b>	<b>100% ▲</b>
<b>MARKEL CORP GROUP Group Total</b>	<b>2</b>	<b>2</b>	<b>100% ▲</b>	<b>1</b>	<b>1</b>	<b>100% ▲</b>
<b>NATIONWIDE INSURANCE</b>	<b>MOPs Filed</b>	<b>Timely MOPs</b>	<b>Compliance</b>	<b>NOCs Filed</b>	<b>Timely NOCs</b>	<b>Compliance</b>
CA289 NATIONAL CASUALTY	*	*	*	*	*	*
<b>Total</b>	<b>*</b>	<b>*</b>	<b>*</b>	<b>*</b>	<b>*</b>	<b>*</b>
<b>NATIONWIDE INSURANCE TPA Administered Claims</b>	<b>No Filings</b>	<b>No Filings</b>	<b>No Filings</b>	<b>No Filings</b>	<b>No Filings</b>	<b>No Filings</b>
CA190 GALLAGHER BASSETT SERVICES	No Filings	No Filings	No Filings	No Filings	No Filings	No Filings
<b>TPA Total</b>	<b>No Filings</b>	<b>No Filings</b>	<b>No Filings</b>	<b>No Filings</b>	<b>No Filings</b>	<b>No Filings</b>
<b>NATIONWIDE INSURANCE Group Total</b>	<b>No Filings</b>	<b>No Filings</b>	<b>No Filings</b>	<b>No Filings</b>	<b>No Filings</b>	<b>No Filings</b>
<b>NEXT LEVEL ADMINISTRATORS LLC</b>	<b>MOPs Filed</b>	<b>Timely MOPs</b>	<b>Compliance</b>	<b>NOCs Filed</b>	<b>Timely NOCs</b>	<b>Compliance</b>
CA433 NEXT LEVEL ADMINISTRATORS LLC	2	0	0%	2	0	0%
<b>Total</b>	<b>2</b>	<b>0</b>	<b>0% ▼</b>	<b>2</b>	<b>0</b>	<b>0% ▼</b>
<b>NEXT LEVEL ADMINISTRATORS LLC Group Total</b>	<b>2</b>	<b>0</b>	<b>0% ▼</b>	<b>2</b>	<b>0</b>	<b>0% ▼</b>
<b>NGM INSURANCE</b>	<b>MOPs Filed</b>	<b>Timely MOPs</b>	<b>Compliance</b>	<b>NOCs Filed</b>	<b>Timely NOCs</b>	<b>Compliance</b>
CA265 NGM INSURANCE	*	*	*	*	*	*
<b>Total</b>	<b>*</b>	<b>*</b>	<b>*</b>	<b>*</b>	<b>*</b>	<b>*</b>
<b>NGM INSURANCE TPA Administered Claims</b>	<b>No Filings</b>	<b>No Filings</b>	<b>No Filings</b>	<b>No Filings</b>	<b>No Filings</b>	<b>No Filings</b>
CA300 SEDGWICK CLAIMS MANAGEMENT SERVICES	No Filings	No Filings	No Filings	No Filings	No Filings	No Filings
<b>TPA Total</b>	<b>No Filings</b>	<b>No Filings</b>	<b>No Filings</b>	<b>No Filings</b>	<b>No Filings</b>	<b>No Filings</b>
<b>NGM INSURANCE Group Total</b>	<b>No Filings</b>	<b>No Filings</b>	<b>No Filings</b>	<b>No Filings</b>	<b>No Filings</b>	<b>No Filings</b>
<b>OLD REPUBLIC INSURANCE</b>	<b>MOPs Filed</b>	<b>Timely MOPs</b>	<b>Compliance</b>	<b>NOCs Filed</b>	<b>Timely NOCs</b>	<b>Compliance</b>
OLD REPUBLIC INSURANCE	*	*	*	*	*	*
<b>Total</b>	<b>*</b>	<b>*</b>	<b>*</b>	<b>*</b>	<b>*</b>	<b>*</b>
<b>OLD REPUBLIC INSURANCE TPA Administered Claims</b>	<b>5</b>	<b>4</b>	<b>80%</b>	<b>3</b>	<b>3</b>	<b>100%</b>
CA070 CANNON COCHRAN MANAGEMENT SERVICES	No Filings	No Filings	No Filings	No Filings	No Filings	No Filings
CA110 CONSTITUTION STATE SERVICES	3	1	33%	No Filings	No Filings	No Filings
CA190 GALLAGHER BASSETT SERVICES	No Filings	No Filings	No Filings	1	0	0%
CA204 HELMSMAN MANAGEMENT SERVICES	5	5	100%	1	1	100%
CA300 SEDGWICK CLAIMS MANAGEMENT SERVICES	3	0	0%	No Filings	No Filings	No Filings
CA280 TRISTAR CLAIMS MANAGEMENT SERVICES	<b>16</b>	<b>10</b>	<b>63% ▼</b>	<b>5</b>	<b>4</b>	<b>80% ▼</b>
<b>TPA Total</b>	<b>16</b>	<b>10</b>	<b>63% ▼</b>	<b>5</b>	<b>4</b>	<b>80% ▼</b>
<b>OLD REPUBLIC INSURANCE Group Total</b>	<b>16</b>	<b>10</b>	<b>63% ▼</b>	<b>5</b>	<b>4</b>	<b>80% ▼</b>

Maine Workers' Compensation Board  
Initial MOP Filing Benchmark: 85%  
Initial Indemnity NOC Benchmark: 90%

▲ Indicates benchmark met or exceeded  
▼ Indicates benchmark not met

**INSURANCE GROUP COMPLIANCE**  
Initial MOP and Initial Indemnity NOC Filings  
First Quarter  
1/1/2024 - 3/31/2024

Insurance Company	Total Initial MOPs Filed	Initial MOPs Filed Timely	Compliance Percentage	Total Initial Indemnity NOCs Filed	Initial Indemnity NOCs Filed Timely	Compliance Percentage
<b>PENNSYLVANIA MFG ASSN</b>	<b>MOPs Filed</b>	<b>Timely MOPs</b>	<b>Compliance</b>	<b>NOCs Filed</b>	<b>Timely NOCs</b>	<b>Compliance</b>
MANUFACTURERS ALLIANCE INSURANCE	*	*	*	*	*	*
PENNSYLVANIA MFG ASSN	*	*	*	*	*	*
<b>Total</b>	<b>*</b>	<b>*</b>	<b>*</b>	<b>*</b>	<b>*</b>	<b>*</b>
<b>PENNSYLVANIA MFG ASSN TPA Administered Claims</b>						
CA190 GALLAGHER BASSETT SERVICES	4	2	50%	No Filings	No Filings	No Filings
CA323 THE AMERICAN EQUITY UNDERWRITERS	No Filings	No Filings	No Filings	No Filings	No Filings	No Filings
<b>TPA Total</b>	<b>4</b>	<b>2</b>	<b>50%</b> ▼	<b>No Filings</b>	<b>No Filings</b>	<b>No Filings</b>
<b>PENNSYLVANIA MFG ASSN Group Total</b>	<b>4</b>	<b>2</b>	<b>50%</b> ▼	<b>No Filings</b>	<b>No Filings</b>	<b>No Filings</b>
<b>PROTECTIVE INSURANCE</b>	<b>MOPs Filed</b>	<b>Timely MOPs</b>	<b>Compliance</b>	<b>NOCs Filed</b>	<b>Timely NOCs</b>	<b>Compliance</b>
CA277 PROTECTIVE INSURANCE COMPANY	*	*	*	*	*	*
<b>Total</b>	<b>*</b>	<b>*</b>	<b>*</b>	<b>*</b>	<b>*</b>	<b>*</b>
<b>PROTECTIVE INSURANCE TPA Administered Claims</b>						
CA040 BROADSPIRE SERVICES	3	0	0%	No Filings	No Filings	No Filings
<b>TPA Total</b>	<b>3</b>	<b>0</b>	<b>0%</b> ▼	<b>No Filings</b>	<b>No Filings</b>	<b>No Filings</b>
<b>PROTECTIVE INSURANCE Group Total</b>	<b>3</b>	<b>0</b>	<b>0%</b> ▼	<b>No Filings</b>	<b>No Filings</b>	<b>No Filings</b>
<b>QBE INSURANCE GROUP</b>	<b>MOPs Filed</b>	<b>Timely MOPs</b>	<b>Compliance</b>	<b>NOCs Filed</b>	<b>Timely NOCs</b>	<b>Compliance</b>
QBE INSURANCE GROUP	*	*	*	*	*	*
<b>Total</b>	<b>*</b>	<b>*</b>	<b>*</b>	<b>*</b>	<b>*</b>	<b>*</b>
<b>QBE INSURANCE GROUP TPA Administered Claims</b>						
CA300 SEDGWICK CLAIMS MANAGEMENT SERVICES	2	2	100%	3	3	100%
<b>TPA Total</b>	<b>2</b>	<b>2</b>	<b>100%</b> ▲	<b>3</b>	<b>3</b>	<b>100%</b> ▲
<b>QBE INSURANCE GROUP Group Total</b>	<b>2</b>	<b>2</b>	<b>100%</b> ▲	<b>3</b>	<b>3</b>	<b>100%</b> ▲
<b>RLI INSURANCE GROUP</b>	<b>MOPs Filed</b>	<b>Timely MOPs</b>	<b>Compliance</b>	<b>NOCs Filed</b>	<b>Timely NOCs</b>	<b>Compliance</b>
RLI INSURANCE	*	*	*	*	*	*
<b>Total</b>	<b>*</b>	<b>*</b>	<b>*</b>	<b>*</b>	<b>*</b>	<b>*</b>
<b>RLI INSURANCE GROUP TPA Administered Claims</b>						
CA190 GALLAGHER BASSETT SERVICES	1	0	0%	No Filings	No Filings	No Filings
<b>TPA Total</b>	<b>1</b>	<b>0</b>	<b>0%</b> ▼	<b>No Filings</b>	<b>No Filings</b>	<b>No Filings</b>
<b>RLI INSURANCE GROUP Group Total</b>	<b>1</b>	<b>0</b>	<b>0%</b> ▼	<b>No Filings</b>	<b>No Filings</b>	<b>No Filings</b>



**INSURANCE GROUP COMPLIANCE**  
Initial MOP and Initial Indemnity NOC Filings  
First Quarter  
1/1/2024 - 3/31/2024

Insurance Company	Total Initial MOPs Filed	Initial MOPs Filed Timely	Compliance Percentage	Total Initial Indemnity NOCs Filed	Initial Indemnity NOCs Filed Timely	Compliance Percentage
<b>SAFETY NATIONAL CASUALTY CORP</b>	<b>MOPs Filed</b>	<b>Timely MOPs</b>	<b>Compliance</b>	<b>NOCs Filed</b>	<b>Timely NOCs</b>	<b>Compliance</b>
SAFETY NATIONAL CASUALTY CORP	*	*	*	*	*	*
<b>Total</b>	<b>*</b>	<b>*</b>	<b>*</b>	<b>*</b>	<b>*</b>	<b>*</b>
<b>SAFETY NATIONAL CASUALTY CORP TPA Administered Claims</b>						
CA040 BROADSPIRE SERVICES	1	1	100%	No Filings	No Filings	No Filings
CA070 CANNON COCHRAN MANAGEMENT SERVICES	No Filings	No Filings	No Filings	No Filings	No Filings	No Filings
CA110 CONSTITUTION STATE SERVICES	1	1	100%	No Filings	No Filings	No Filings
CA116 CORVEL ENTERPRISE COMP	No Filings	No Filings	No Filings	1	1	100%
CA190 GALLAGHER BASSETT SERVICES	6	4	67%	No Filings	No Filings	No Filings
CA204 HELMSMAN MANAGEMENT SERVICES	1	1	100%	No Filings	No Filings	No Filings
CA300 SEDGWICK CLAIMS MANAGEMENT SERVICES	3	2	67%	No Filings	No Filings	No Filings
<b>TPA Total</b>	<b>12</b>	<b>9</b>	<b>75%</b> ▼	<b>1</b>	<b>1</b>	<b>100%</b> ▲
<b>SAFETY NATIONAL CASUALTY CORP Group Total</b>	<b>12</b>	<b>9</b>	<b>75%</b> ▼	<b>1</b>	<b>1</b>	<b>100%</b> ▲
<b>SEDGWICK CLAIMS MANAGEMENT SERVICES</b>	<b>MOPs Filed</b>	<b>Timely MOPs</b>	<b>Compliance</b>	<b>NOCs Filed</b>	<b>Timely NOCs</b>	<b>Compliance</b>
CA300 SEDGWICK CLAIMS MANAGEMENT SERVICES	60	46	77%	41	35	85%
<b>Total</b>	<b>60</b>	<b>46</b>	<b>77%</b> ▼	<b>41</b>	<b>35</b>	<b>85%</b> ▼
<b>SEDGWICK CLAIMS MANAGEMENT SERVICES Group Total</b>	<b>60</b>	<b>46</b>	<b>77%</b> ▼	<b>41</b>	<b>35</b>	<b>85%</b> ▼
<b>SENTRY INSURANCE</b>	<b>MOPs Filed</b>	<b>Timely MOPs</b>	<b>Compliance</b>	<b>NOCs Filed</b>	<b>Timely NOCs</b>	<b>Compliance</b>
CA426 MIDDLESEX INSURANCE COMPANY	No Filings	No Filings	No Filings	No Filings	No Filings	No Filings
CA402 SENTRY CASUALTY	2	2	100%	No Filings	No Filings	No Filings
CA305 SENTRY INSURANCE	3	3	100%	1	1	100%
<b>Total</b>	<b>5</b>	<b>5</b>	<b>100%</b> ▲	<b>1</b>	<b>1</b>	<b>100%</b> ▲
<b>SENTRY INSURANCE Group Total</b>	<b>5</b>	<b>5</b>	<b>100%</b> ▲	<b>1</b>	<b>1</b>	<b>100%</b> ▲
<b>SERVICE INSURANCE HOLDINGS</b>	<b>MOPs Filed</b>	<b>Timely MOPs</b>	<b>Compliance</b>	<b>NOCs Filed</b>	<b>Timely NOCs</b>	<b>Compliance</b>
CA504 SERVICE AMERICAN INDEMNITY	No Filings	No Filings	No Filings	No Filings	No Filings	No Filings
<b>Total</b>	<b>No Filings</b>	<b>No Filings</b>	<b>No Filings</b>	<b>No Filings</b>	<b>No Filings</b>	<b>No Filings</b>
<b>SERVICE INSURANCE HOLDINGS TPA Administered Claims</b>						
CA040 BROADSPIRE SERVICES	No Filings	No Filings	No Filings	No Filings	No Filings	No Filings
<b>TPA Total</b>	<b>No Filings</b>	<b>No Filings</b>	<b>No Filings</b>	<b>No Filings</b>	<b>No Filings</b>	<b>No Filings</b>
<b>SERVICE INSURANCE HOLDINGS Group Total</b>	<b>No Filings</b>	<b>No Filings</b>	<b>No Filings</b>	<b>No Filings</b>	<b>No Filings</b>	<b>No Filings</b>
<b>SOMPO JAPAN INSURANCE</b>	<b>MOPs Filed</b>	<b>Timely MOPs</b>	<b>Compliance</b>	<b>NOCs Filed</b>	<b>Timely NOCs</b>	<b>Compliance</b>
SOMPO JAPAN INSURANCE COMPANY OF AMERICA	*	*	*	*	*	*
<b>Total</b>	<b>*</b>	<b>*</b>	<b>*</b>	<b>*</b>	<b>*</b>	<b>*</b>
<b>SOMPO JAPAN INSURANCE TPA Administered Claims</b>						
CA190 GALLAGHER BASSETT SERVICES	No Filings	No Filings	No Filings	No Filings	No Filings	No Filings
<b>TPA Total</b>	<b>No Filings</b>	<b>No Filings</b>	<b>No Filings</b>	<b>No Filings</b>	<b>No Filings</b>	<b>No Filings</b>
<b>SOMPO JAPAN INSURANCE Group Total</b>	<b>No Filings</b>	<b>No Filings</b>	<b>No Filings</b>	<b>No Filings</b>	<b>No Filings</b>	<b>No Filings</b>

Maine Workers' Compensation Board

Initial MOP Filing Benchmark: 85%

Initial Indemnity NOC Benchmark: 90%

▲ Indicates benchmark met or exceeded

▼ Indicates benchmark not met



**INSURANCE GROUP COMPLIANCE**  
Initial MOP and Initial Indemnity NOC Filings  
First Quarter  
1/1/2024 - 3/31/2024

Insurance Company	Total Initial MOPs Filed	Initial MOPs Filed Timely	Compliance Percentage	Total Initial Indemnity NOCs Filed	Initial Indemnity NOCs Filed Timely	Compliance Percentage
<b>STARR INDEMNITY INSURANCE</b> STARR INDEMNITY INSURANCE	MOPs Filed *	Timely MOPs *	Compliance *	NOCs Filed *	Timely NOCs *	Compliance *
Total	*	*	*	*	*	*
STARR INDEMNITY INSURANCE TPA Administered Claims						
CA190 GALLAGHER BASSETT SERVICES	1	0	0%	5	5	100%
CA300 SEDGWICK CLAIMS MANAGEMENT SERVICES	3	1	33%	1	1	100%
TPA Total	4	1	25% ▼	6	6	100% ▲
STARR INDEMNITY INSURANCE Group Total	4	1	25% ▼	6	6	100% ▲
<b>STARSTONE NATIONAL INSURANCE</b> STARSTONE NATIONAL INSURANCE	MOPs Filed *	Timely MOPs *	Compliance *	NOCs Filed *	Timely NOCs *	Compliance *
Total	*	*	*	*	*	*
STARSTONE NATIONAL INSURANCE TPA Administered Claims						
CA070 CANNON COCHRAN MANAGEMENT SERVICES	No Filings	No Filings	No Filings	No Filings	No Filings	No Filings
TPA Total	No Filings	No Filings	No Filings	No Filings	No Filings	No Filings
STARSTONE NATIONAL INSURANCE Group Total	No Filings	No Filings	No Filings	No Filings	No Filings	No Filings
<b>STATE OF MAINE WORKERS' COMPENSATION TRUST</b> CA307 STATE OF MAINE WORKERS' COMPENSATION TRUST	MOPs Filed 29	Timely MOPs 29	Compliance 100%	NOCs Filed 39	Timely NOCs 36	Compliance 92%
Total	29	29	100% ▲	39	36	92% ▲
STATE OF MAINE WORKERS' COMPENSATION TRUST Group Total	29	29	100% ▲	39	36	92% ▲
<b>SYNERNET</b> CA320 SYNERNET	MOPs Filed 45	Timely MOPs 43	Compliance 96%	NOCs Filed 28	Timely NOCs 28	Compliance 100%
Total	45	43	96% ▲	28	28	100% ▲
SYNERNET Group Total	45	43	96% ▲	28	28	100% ▲
<b>THE AMERICAN EQUITY UNDERWRITERS</b> CA323 THE AMERICAN EQUITY UNDERWRITERS	MOPs Filed No Filings	Timely MOPs No Filings	Compliance No Filings	NOCs Filed No Filings	Timely NOCs No Filings	Compliance No Filings
Total	No Filings	No Filings	No Filings	No Filings	No Filings	No Filings
THE AMERICAN EQUITY UNDERWRITERS Group Total	No Filings	No Filings	No Filings	No Filings	No Filings	No Filings
<b>TOKIO MARINE INSURANCE</b> CA414 TOKIO MARINE AMERICA INSURANCE	MOPs Filed No Filings	Timely MOPs No Filings	Compliance No Filings	NOCs Filed No Filings	Timely NOCs No Filings	Compliance No Filings
Total	No Filings	No Filings	No Filings	No Filings	No Filings	No Filings
TOKIO MARINE INSURANCE Group Total	No Filings	No Filings	No Filings	No Filings	No Filings	No Filings

**INSURANCE GROUP COMPLIANCE**  
Initial MOP and Initial Indemnity NOC Filings  
First Quarter  
1/1/2024 - 3/31/2024

Insurance Company	Total Initial MOPs Filed	Initial MOPs Filed Timely	Compliance Percentage	Total Initial Indemnity NOCs Filed	Initial Indemnity NOCs Filed Timely	Compliance Percentage
<b>TRAVELERS INSURANCE</b>	<b>MOPs Filed</b>	<b>Timely MOPs</b>	<b>Compliance</b>	<b>NOCs Filed</b>	<b>Timely NOCs</b>	<b>Compliance</b>
CA072 CHARTER OAK FIRE INSURANCE	6	3	50%	No Filings	No Filings	No Filings
CA164 FARMINGTON CASUALTY	No Filings	No Filings	No Filings	1	1	100%
CA284 PHOENIX INSURANCE	1	1	100%	1	0	0%
CA306 STANDARD FIRE INSURANCE	7	3	43%	2	2	100%
CA347 TRAVELERS CASUALTY & SURETY	8	6	75%	2	2	100%
CA348 TRAVELERS CASUALTY INSURANCE COMPANY OF AMERICA	2	1	50%	No Filings	No Filings	No Filings
CA349 TRAVELERS COMMERCIAL CASUALTY	1	1	100%	No Filings	No Filings	No Filings
CA346 TRAVELERS INDEMNITY COMPANY OF AMERICA	No Filings	No Filings	No Filings	1	1	100%
CA345 TRAVELERS PROPERTY CASUALTY INSURANCE	4	3	75%	1	1	100%
<b>Total</b>	<b>29</b>	<b>18</b>	<b>62%</b> ▼	<b>8</b>	<b>7</b>	<b>88%</b> ▼
<b>TRAVELERS INSURANCE TPA Administered Claims</b>						
CA110 CONSTITUTION STATE SERVICES	No Filings	No Filings	No Filings	1	1	100%
CA116 CORVEL ENTERPRISE COMP	No Filings	No Filings	No Filings	No Filings	No Filings	No Filings
CA300 SEDGWICK CLAIMS MANAGEMENT SERVICES	1	1	100%	No Filings	No Filings	No Filings
<b>TPA Total</b>	<b>1</b>	<b>1</b>	<b>100%</b> ▲	<b>1</b>	<b>1</b>	<b>100%</b> ▲
<b>TRAVELERS INSURANCE Group Total</b>	<b>30</b>	<b>19</b>	<b>63%</b> ▼	<b>9</b>	<b>8</b>	<b>89%</b> ▼
<b>TRISTAR CLAIMS MANAGEMENT SERVICES</b>	<b>MOPs Filed</b>	<b>Timely MOPs</b>	<b>Compliance</b>	<b>NOCs Filed</b>	<b>Timely NOCs</b>	<b>Compliance</b>
CA280 TRISTAR CLAIMS MANAGEMENT SERVICES	3	0	0%	No Filings	No Filings	No Filings
<b>Total</b>	<b>3</b>	<b>0</b>	<b>0%</b> ▼	<b>No Filings</b>	<b>No Filings</b>	<b>No Filings</b>
<b>TRISTAR CLAIMS MANAGEMENT SERVICES Group Total</b>	<b>3</b>	<b>0</b>	<b>0%</b> ▼	<b>No Filings</b>	<b>No Filings</b>	<b>No Filings</b>
<b>VANLINER INSURANCE</b>	<b>MOPs Filed</b>	<b>Timely MOPs</b>	<b>Compliance</b>	<b>NOCs Filed</b>	<b>Timely NOCs</b>	<b>Compliance</b>
CA379 VANLINER INSURANCE	5	4	80%	2	2	100%
<b>Total</b>	<b>5</b>	<b>4</b>	<b>80%</b> ▼	<b>2</b>	<b>2</b>	<b>100%</b> ▲
<b>VANLINER INSURANCE Group Total</b>	<b>5</b>	<b>4</b>	<b>80%</b> ▼	<b>2</b>	<b>2</b>	<b>100%</b> ▲
<b>WALMART CLAIMS SERVICES</b>	<b>MOPs Filed</b>	<b>Timely MOPs</b>	<b>Compliance</b>	<b>NOCs Filed</b>	<b>Timely NOCs</b>	<b>Compliance</b>
CA100 WALMART CLAIMS SERVICES	7	7	100%	43	43	100%
<b>Total</b>	<b>7</b>	<b>7</b>	<b>100%</b> ▲	<b>43</b>	<b>43</b>	<b>100%</b> ▲
<b>WALMART CLAIMS SERVICES Group Total</b>	<b>7</b>	<b>7</b>	<b>100%</b> ▲	<b>43</b>	<b>43</b>	<b>100%</b> ▲
<b>WORKERS COMP FUND GROUP</b>	<b>MOPs Filed</b>	<b>Timely MOPs</b>	<b>Compliance</b>	<b>NOCs Filed</b>	<b>Timely NOCs</b>	<b>Compliance</b>
WCF NATIONAL INSURANCE	*	*	*	*	*	*
<b>Total</b>	<b>*</b>	<b>*</b>	<b>*</b>	<b>*</b>	<b>*</b>	<b>*</b>
<b>WORKERS COMP FUND GROUP TPA Administered Claims</b>						
CA190 GALLAGHER BASSETT SERVICES	1	1	100%	No Filings	No Filings	No Filings
<b>TPA Total</b>	<b>1</b>	<b>1</b>	<b>100%</b> ▲	<b>No Filings</b>	<b>No Filings</b>	<b>No Filings</b> ▲
<b>WORKERS COMP FUND GROUP Group Total</b>	<b>1</b>	<b>1</b>	<b>100%</b> ▲	<b>No Filings</b>	<b>No Filings</b>	<b>No Filings</b> ▲



**INSURANCE GROUP COMPLIANCE**  
Initial MOP and Initial Indemnity NOC Filings  
First Quarter  
1/1/2024 - 3/31/2024

Insurance Company	Total Initial MOPs Filed	Initial MOPs Filed Timely	Compliance Percentage	Total Initial Indemnity NOCs Filed	Initial Indemnity NOCs Filed Timely	Compliance Percentage
<b>ZURICH INSURANCE</b>	<b>MOPs Filed</b>	<b>Timely MOPs</b>	<b>Compliance</b>	<b>NOCs Filed</b>	<b>Timely NOCs</b>	<b>Compliance</b>
CA021 AMERICAN GUARANTEE & LIABILITY	No Filings	No Filings	No Filings	No Filings	No Filings	No Filings
CA022 AMERICAN ZURICH	6	4	67%	6	5	83%
CA400 ZURICH AMERICAN INSURANCE	1	1	100%	1	1	100%
<b>Total</b>	<b>7</b>	<b>5</b>	<b>71% ▼</b>	<b>7</b>	<b>6</b>	<b>86% ▼</b>
<b>ZURICH INSURANCE TPA Administered Claims</b>						
CA040 BROADSPIRE SERVICES	No Filings	No Filings	No Filings	No Filings	No Filings	No Filings
CA070 CANNON COCHRAN MANAGEMENT SERVICES	No Filings	No Filings	No Filings	No Filings	No Filings	No Filings
CA116 CORVEL ENTERPRISE COMP	4	4	100%	No Filings	No Filings	No Filings
CA117 COTTINGHAM & BUTLER CLAIMS SERVICES	1	1	100%	No Filings	No Filings	No Filings
CA160 ESIS	No Filings	No Filings	No Filings	1	1	100%
CA190 GALLAGHER BASSETT SERVICES	9	6	67%	4	4	100%
CA300 SEDGWICK CLAIMS MANAGEMENT SERVICES	1	1	100%	4	3	75%
<b>TPA Total</b>	<b>15</b>	<b>12</b>	<b>80% ▼</b>	<b>9</b>	<b>8</b>	<b>89% ▼</b>
<b>ZURICH INSURANCE Group Total</b>	<b>22</b>	<b>17</b>	<b>77% ▼</b>	<b>16</b>	<b>14</b>	<b>88% ▼</b>



## **Appendix C**

### **Insurance Group Compliance Wage Statement and Fringe Benefit Form Filings First Quarter 1/1/2024-3/31/2024**

**INSURANCE GROUP COMPLIANCE**  
Wage Statements and Fringe Benefit Forms  
First Quarter  
1/1/2024 - 3/31/2024

Insurance Company	Total Wage Statement(s) Due	Wage Statement(s) Filed Timely	Compliance Percentage	Total Fringe Benefit Form(s) Due	Fringe Benefit Form(s) Filed Timely	Compliance Percentage
<b>ACADIA INSURANCE</b>	<b>Wage(s) Due</b>	<b>Timely Wage(s)</b>	<b>Compliance</b>	<b>Fringe(s) Due</b>	<b>Timely Fringe(s)</b>	<b>Compliance</b>
CA010 ACADIA INSURANCE	25	23	92%	25	23	92%
Total	25	23	92% ▲	25	23	92% ▲
ACADIA INSURANCE Group Total	25	23	92% ▲	25	23	92% ▲
<b>ACUITY MUTUAL INSURANCE</b>	<b>Wage(s) Due</b>	<b>Timely Wage(s)</b>	<b>Compliance</b>	<b>Fringe(s) Due</b>	<b>Timely Fringe(s)</b>	<b>Compliance</b>
CA418 ACUITY MUTUAL INSURANCE	1	1	100%	1	1	100%
Total	1	1	100% ▲	1	1	100% ▲
ACUITY MUTUAL INSURANCE Group Total	1	1	100% ▲	1	1	100% ▲
<b>AIG INSURANCE</b>	<b>Wage(s) Due</b>	<b>Timely Wage(s)</b>	<b>Compliance</b>	<b>Fringe(s) Due</b>	<b>Timely Fringe(s)</b>	<b>Compliance</b>
CA015 AIG CLAIMS, INC	*	*	*	*	*	*
Total	*	*	*	*	*	*
<b>AIG INSURANCE TPA Administered Claims</b>						
CA040 BROADSPIRE SERVICES	2	1	50%	2	2	100%
CA116 CORVEL ENTERPRISE COMP	2	2	100%	2	2	100%
CA160 ESIS	6	6	100%	6	6	100%
CA190 GALLAGHER BASSETT SERVICES	13	7	54%	13	5	38%
CA204 HELMSMAN MANAGEMENT SERVICES	3	3	100%	3	2	67%
CA300 SEDGWICK CLAIMS MANAGEMENT SERVICES	22	15	68%	22	19	86%
TPA Total	48	34	71% ▼	48	36	75% ▼
AIG INSURANCE Group Total	48	34	71% ▼	48	36	75% ▼
<b>AIM MUTUAL GROUP</b>	<b>Wage(s) Due</b>	<b>Timely Wage(s)</b>	<b>Compliance</b>	<b>Fringe(s) Due</b>	<b>Timely Fringe(s)</b>	<b>Compliance</b>
CA472 AIM MUTUAL INSURANCE	5	3	60%	5	2	40%
Total	5	3	60% ▼	5	2	40% ▼
AIM MUTUAL GROUP Group Total	5	3	60% ▼	5	2	40% ▼
<b>AMERICAN FINANCIAL GROUP</b>	<b>Wage(s) Due</b>	<b>Timely Wage(s)</b>	<b>Compliance</b>	<b>Fringe(s) Due</b>	<b>Timely Fringe(s)</b>	<b>Compliance</b>
CA267 NATIONAL INTERSTATE INSURANCE COMPANY	3	3	100%	3	3	100%
Total	3	3	100% ▲	3	3	100% ▲
AMERICAN FINANCIAL GROUP Group Total	3	3	100% ▲	3	3	100% ▲
<b>AMERISURE INSURANCE</b>	<b>Wage(s) Due</b>	<b>Timely Wage(s)</b>	<b>Compliance</b>	<b>Fringe(s) Due</b>	<b>Timely Fringe(s)</b>	<b>Compliance</b>
AMERISURE MUTUAL INSURANCE	*	*	*	*	*	*
Total	*	*	*	*	*	*
<b>AMERISURE INSURANCE TPA Administered Claims</b>						
CA190 GALLAGHER BASSETT SERVICES	2	1	50%	2	2	100%
TPA Total	2	1	50% ▼	2	2	100% ▲
AMERISURE INSURANCE Group Total	2	1	50% ▼	2	2	100% ▲

**INSURANCE GROUP COMPLIANCE**  
Wage Statements and Fringe Benefit Forms  
First Quarter  
1/1/2024 - 3/31/2024

Insurance Company	Total Wage Statement(s) Due	Wage Statement(s) Filed Timely	Compliance Percentage	Total Fringe Benefit Form(s) Due	Fringe Benefit Form(s) Filed Timely	Compliance Percentage
<b>AMTRUST INSURANCE</b>	Wage(s) Due	Timely Wage(s)	Compliance	Fringe(s) Due	Timely Fringe(s)	Compliance
CA437 SECURITY NATIONAL INSURANCE	14	10	71%	14	10	71%
Total	14	10	71% ▼	14	10	71% ▼
AMTRUST INSURANCE Group Total	14	10	71% ▼	14	10	71% ▼
<b>ARCH INSURANCE</b>	Wage(s) Due	Timely Wage(s)	Compliance	Fringe(s) Due	Timely Fringe(s)	Compliance
ARCH INSURANCE	*	*	*	*	*	*
Total	*	*	*	*	*	*
<b>ARCH INSURANCE TPA Administered Claims</b>						
CA040 BROADSPIRE SERVICES	8	5	63%	8	5	63%
CA070 CANNON COCHRAN MANAGEMENT SERVICES	2	2	100%	2	2	100%
CA116 CORVEL ENTERPRISE COMP	2	2	100%	2	2	100%
CA190 GALLAGHER BASSETT SERVICES	3	1	33%	3	2	67%
CA300 SEDGWICK CLAIMS MANAGEMENT SERVICES	5	3	60%	5	3	60%
TPA Total	20	13	65% ▼	20	14	70% ▼
ARCH INSURANCE Group Total	20	13	65% ▼	20	14	70% ▼
<b>ARGONAUT INS GROUP</b>	Wage(s) Due	Timely Wage(s)	Compliance	Fringe(s) Due	Timely Fringe(s)	Compliance
CA020 ARGONAUT INSURANCE	1	1	100%	1	0	0%
Total	1	1	100% ▲	1	0	0% ▼
ARGONAUT INS GROUP Group Total	1	1	100% ▲	1	0	0% ▼
<b>AXA INS GROUP</b>	Wage(s) Due	Timely Wage(s)	Compliance	Fringe(s) Due	Timely Fringe(s)	Compliance
XL INSURANCE AMERICA INC	*	*	*	*	*	*
Total	*	*	*	*	*	*
<b>AXA INS GROUP TPA Administered Claims</b>						
CA040 BROADSPIRE SERVICES	1	1	100%	1	1	100%
CA110 CONSTITUTION STATE SERVICES	4	2	50%	4	2	50%
CA190 GALLAGHER BASSETT SERVICES	1	0	0%	1	0	0%
CA300 SEDGWICK CLAIMS MANAGEMENT SERVICES	8	7	88%	8	8	100%
TPA Total	14	10	71% ▼	14	11	79% ▲
AXA INS GROUP Group Total	14	10	71% ▼	14	11	79% ▲
<b>BATH IRON WORKS</b>	Wage(s) Due	Timely Wage(s)	Compliance	Fringe(s) Due	Timely Fringe(s)	Compliance
CA036 BATH IRON WORKS	8	8	100%	8	8	100%
Total	8	8	100% ▲	8	8	100% ▲
BATH IRON WORKS Group Total	8	8	100% ▲	8	8	100% ▲



**INSURANCE GROUP COMPLIANCE**  
Wage Statements and Fringe Benefit Forms  
First Quarter  
1/1/2024 - 3/31/2024

Insurance Company	Total Wage Statement(s) Due	Wage Statement(s) Filed Timely	Compliance Percentage	Total Fringe Benefit Form(s) Due	Fringe Benefit Form(s) Filed Timely	Compliance Percentage
<b>BERKSHIRE HATHAWAY GROUP</b>	<b>Wage(s) Due</b>	<b>Timely Wage(s)</b>	<b>Compliance</b>	<b>Fringe(s) Due</b>	<b>Timely Fringe(s)</b>	<b>Compliance</b>
CA114 BERKSHIRE HATHAWAY HOMESTATE INSURANCE	3	2	67%	3	2	67%
CA474 NATIONAL LIABILITY AND FIRE INSURANCE	2	1	50%	2	0	0%
<b>Total</b>	<b>5</b>	<b>3</b>	<b>60%</b> ▼	<b>5</b>	<b>2</b>	<b>40%</b> ▼
<b>BERKSHIRE HATHAWAY GROUP Group Total</b>	<b>5</b>	<b>3</b>	<b>60%</b> ▼	<b>5</b>	<b>2</b>	<b>40%</b> ▼
<b>BROADSPIRE SERVICES</b>	<b>Wage(s) Due</b>	<b>Timely Wage(s)</b>	<b>Compliance</b>	<b>Fringe(s) Due</b>	<b>Timely Fringe(s)</b>	<b>Compliance</b>
CA040 BROADSPIRE SERVICES	17	10	59%	17	11	65%
<b>Total</b>	<b>17</b>	<b>10</b>	<b>59%</b> ▼	<b>17</b>	<b>11</b>	<b>65%</b> ▼
<b>BROADSPIRE SERVICES Group Total</b>	<b>17</b>	<b>10</b>	<b>59%</b> ▼	<b>17</b>	<b>11</b>	<b>65%</b> ▼
<b>CANNON COCHRAN MANAGEMENT SERVICES</b>	<b>Wage(s) Due</b>	<b>Timely Wage(s)</b>	<b>Compliance</b>	<b>Fringe(s) Due</b>	<b>Timely Fringe(s)</b>	<b>Compliance</b>
CA070 CANNON COCHRAN MANAGEMENT SERVICES	40	35	88%	40	33	83%
<b>Total</b>	<b>40</b>	<b>35</b>	<b>88%</b> ▲	<b>40</b>	<b>33</b>	<b>83%</b> ▲
<b>CANNON COCHRAN MANAGEMENT SERVICES Group Total</b>	<b>40</b>	<b>35</b>	<b>88%</b> ▲	<b>40</b>	<b>33</b>	<b>83%</b> ▲
<b>CHUBB INSURANCE</b>	<b>Wage(s) Due</b>	<b>Timely Wage(s)</b>	<b>Compliance</b>	<b>Fringe(s) Due</b>	<b>Timely Fringe(s)</b>	<b>Compliance</b>
ACE INSURANCE	*	*	*	*	*	*
CA072 CHARTER OAK FIRE INSURANCE	*	*	*	*	*	*
CA090 FEDERAL INSURANCE	*	*	*	*	*	*
INDEMNITY INS CO OF NORTH AMERICA	*	*	*	*	*	*
PACIFIC INDEMNITY CO	*	*	*	*	*	*
<b>Total</b>	<b>*</b>	<b>*</b>	<b>*</b>	<b>*</b>	<b>*</b>	<b>*</b>
<b>CHUBB INSURANCE TPA Administered Claims</b>						
CA070 CANNON COCHRAN MANAGEMENT SERVICES	3	2	67%	3	2	67%
CA110 CONSTITUTION STATE SERVICES	3	1	33%	3	1	33%
CA116 CORVEL ENTERPRISE COMP	7	7	100%	7	7	100%
CA160 ESIS	13	10	77%	13	10	77%
CA190 GALLAGHER BASSETT SERVICES	26	22	85%	26	22	85%
CA204 HELMSMAN MANAGEMENT SERVICES	6	4	67%	6	4	67%
CA300 SEDGWICK CLAIMS MANAGEMENT SERVICES	46	40	87%	46	39	85%
<b>TPA Total</b>	<b>104</b>	<b>86</b>	<b>83%</b> ▲	<b>104</b>	<b>85</b>	<b>82%</b> ▲
<b>CHUBB INSURANCE Group Total</b>	<b>104</b>	<b>86</b>	<b>83%</b> ▲	<b>104</b>	<b>85</b>	<b>82%</b> ▲

**INSURANCE GROUP COMPLIANCE**  
Wage Statements and Fringe Benefit Forms  
First Quarter  
1/1/2024 - 3/31/2024

Insurance Company	Total Wage Statement(s) Due	Wage Statement(s) Filed Timely	Compliance Percentage	Total Fringe Benefit Form(s) Due	Fringe Benefit Form(s) Filed Timely	Compliance Percentage
CHURCH MUTUAL INSURANCE CA084 CHURCH MUTUAL INSURANCE	Wage(s) Due	Timely Wage(s)	Compliance	Fringe(s) Due	Timely Fringe(s)	Compliance
Total	*	*	*	*	*	*
CHURCH MUTUAL INSURANCE TPA Administered Claims CA160 ESIS	2	2	100%	2	2	100%
TPA Total	2	2	100% ▲	2	2	100% ▲
CHURCH MUTUAL INSURANCE Group Total	2	2	100% ▲	2	2	100% ▲
CINCINNATI FINANCIAL GROUP CA438 CINCINNATI INSURANCE	Wage(s) Due	Timely Wage(s)	Compliance	Fringe(s) Due	Timely Fringe(s)	Compliance
Total	2	2	100% ▲	2	2	100% ▲
CINCINNATI FINANCIAL GROUP Group Total	2	2	100% ▲	2	2	100% ▲
CNA INSURANCE CA017 AMERICAN CASUALTY COMPANY OF READING PA CA314 TRANSPORTATION INSURANCE CA329 VALLEY FORGE INSURANCE COMPANY	Wage(s) Due	Timely Wage(s)	Compliance	Fringe(s) Due	Timely Fringe(s)	Compliance
Total	4	2	50% ▼	4	1	25% ▼
CNA INSURANCE TPA Administered Claims CA040 BROADSPIRE SERVICES CA300 SEDGWICK CLAIMS MANAGEMENT SERVICES	1	1	100%	1	1	100%
TPA Total	8	7	88%	8	8	100%
CNA INSURANCE Group Total	9	8	89% ▲	9	9	100% ▲
CONSTITUTION STATE SERVICES CA110 CONSTITUTION STATE SERVICES	13	10	77% ▲	13	10	77% ▲
Total	11	4	36% ▼	11	5	45% ▼
CONSTITUTION STATE SERVICES Group Total	11	4	36% ▼	11	5	45% ▼
CORVEL ENTERPRISE COMP CA116 CORVEL ENTERPRISE COMP	Wage(s) Due	Timely Wage(s)	Compliance	Fringe(s) Due	Timely Fringe(s)	Compliance
Total	30	29	97% ▲	30	29	97% ▲
CORVEL ENTERPRISE COMP Group Total	30	29	97% ▲	30	29	97% ▲
COTTINGHAM & BUTLER CLAIMS SERVICES CA117 COTTINGHAM & BUTLER CLAIMS SERVICES	Wage(s) Due	Timely Wage(s)	Compliance	Fringe(s) Due	Timely Fringe(s)	Compliance
Total	2	2	100% ▲	2	0	0% ▼
COTTINGHAM & BUTLER CLAIMS SERVICES Group Total	2	2	100% ▲	2	0	0% ▼



**INSURANCE GROUP COMPLIANCE**  
Wage Statements and Fringe Benefit Forms  
First Quarter  
1/1/2024 - 3/31/2024

Insurance Company	Total Wage Statement(s) Due	Wage Statement(s) Filed Timely	Compliance Percentage	Total Fringe Benefit Form(s) Due	Fringe Benefit Form(s) Filed Timely	Compliance Percentage
<b>CROSS INSURANCE</b>	<b>Wage(s) Due</b>	<b>Timely Wage(s)</b>	<b>Compliance</b>	<b>Fringe(s) Due</b>	<b>Timely Fringe(s)</b>	<b>Compliance</b>
CA093 CROSS INSURANCE	279	219	78%	279	214	77%
Total	279	219	78% ▲	279	214	77% ▲
CROSS INSURANCE Group Total	279	219	78% ▲	279	214	77% ▲
<b>DELHAIZE AMERICA LLC</b>	<b>Wage(s) Due</b>	<b>Timely Wage(s)</b>	<b>Compliance</b>	<b>Fringe(s) Due</b>	<b>Timely Fringe(s)</b>	<b>Compliance</b>
CA496 DELHAIZE AMERICA LLC	39	35	90%	39	24	62%
Total	39	35	90% ▲	39	24	62% ▼
DELHAIZE AMERICA LLC Group Total	39	35	90% ▲	39	24	62% ▼
<b>EASTERN ALLIANCE INSURANCE</b>	<b>Wage(s) Due</b>	<b>Timely Wage(s)</b>	<b>Compliance</b>	<b>Fringe(s) Due</b>	<b>Timely Fringe(s)</b>	<b>Compliance</b>
CA141 EASTERN ALLIANCE INSURANCE	25	16	64%	25	16	64%
Total	25	16	64% ▼	25	16	64% ▼
EASTERN ALLIANCE INSURANCE Group Total	25	16	64% ▼	25	16	64% ▼
<b>ESIS</b>	<b>Wage(s) Due</b>	<b>Timely Wage(s)</b>	<b>Compliance</b>	<b>Fringe(s) Due</b>	<b>Timely Fringe(s)</b>	<b>Compliance</b>
CA160 ESIS	24	21	88%	24	21	88%
Total	24	21	88% ▲	24	21	88% ▲
ESIS Group Total	24	21	88% ▲	24	21	88% ▲
<b>EVEREST REINS HOLDINGS GROUP</b>	<b>Wage(s) Due</b>	<b>Timely Wage(s)</b>	<b>Compliance</b>	<b>Fringe(s) Due</b>	<b>Timely Fringe(s)</b>	<b>Compliance</b>
EVEREST REINS HOLDINGS	*	*	*	*	*	*
Total	*	*	*	*	*	*
<b>EVEREST REINS HOLDINGS GROUP TPA Administered Claims</b>						
CA040 BROADSPIRE SERVICES	1	0	0%	1	0	0%
CA116 CORVEL ENTERPRISE COMP	1	1	100%	1	1	100%
CA190 GALLAGHER BASSETT SERVICES	2	2	100%	2	2	100%
CA300 SEDGWICK CLAIMS MANAGEMENT SERVICES	3	3	100%	3	3	100%
TPA Total	7	6	86% ▲	7	6	86% ▲
EVEREST REINS HOLDINGS GROUP Group Total	7	6	86% ▲	7	6	86% ▲
<b>FAIRFAX FINANCIAL GROUP</b>	<b>Wage(s) Due</b>	<b>Timely Wage(s)</b>	<b>Compliance</b>	<b>Fringe(s) Due</b>	<b>Timely Fringe(s)</b>	<b>Compliance</b>
13145 ZENITH INSURANCE	*	*	*	*	*	*
Total	*	*	*	*	*	*
<b>FAIRFAX FINANCIAL GROUP TPA Administered Claims</b>						
CA040 BROADSPIRE SERVICES	1	1	100%	1	1	100%
TPA Total	1	1	100% ▲	1	1	100% ▲
FAIRFAX FINANCIAL GROUP Group Total	1	1	100% ▲	1	1	100% ▲



**INSURANCE GROUP COMPLIANCE**  
Wage Statements and Fringe Benefit Forms  
First Quarter  
1/1/2024 - 3/31/2024

Insurance Company	Total Wage Statement(s) Due	Wage Statement(s) Filed Timely	Compliance Percentage	Total Fringe Benefit Form(s) Due	Fringe Benefit Form(s) Filed Timely	Compliance Percentage
<b>FUTURECOMP</b>	<b>Wage(s) Due</b>	<b>Timely Wage(s)</b>	<b>Compliance</b>	<b>Fringe(s) Due</b>	<b>Timely Fringe(s)</b>	<b>Compliance</b>
CA175 FUTURECOMP	17	16	94%	17	16	94%
Total	17	16	94% ▲	17	16	94% ▲
FUTURECOMP Group Total	17	16	94% ▲	17	16	94% ▲
<b>GALLAGHER BASSETT SERVICES</b>	<b>Wage(s) Due</b>	<b>Timely Wage(s)</b>	<b>Compliance</b>	<b>Fringe(s) Due</b>	<b>Timely Fringe(s)</b>	<b>Compliance</b>
CA190 GALLAGHER BASSETT SERVICES	121	87	72%	121	90	74%
Total	121	87	72% ▼	121	90	74% ▼
GALLAGHER BASSETT SERVICES Group Total	121	87	72% ▼	121	90	74% ▼
<b>GROUP 1001 INS HOLDINGS GRP</b>	<b>Wage(s) Due</b>	<b>Timely Wage(s)</b>	<b>Compliance</b>	<b>Fringe(s) Due</b>	<b>Timely Fringe(s)</b>	<b>Compliance</b>
CLEAR SPRING PROPERTY & CASUALTY	*	*	*	*	*	*
Total	*	*	*	*	*	*
<b>GROUP 1001 INS HOLDINGS GRP TPA Administered Claims</b>						
CA300 SEDGWICK CLAIMS MANAGEMENT SERVICES	2	2	100%	2	2	100%
TPA Total	2	2	100% ▲	2	2	100% ▲
GROUP 1001 INS HOLDINGS GRP Group Total	2	2	100% ▲	2	2	100% ▲
<b>GUARD INSURANCE</b>	<b>Wage(s) Due</b>	<b>Timely Wage(s)</b>	<b>Compliance</b>	<b>Fringe(s) Due</b>	<b>Timely Fringe(s)</b>	<b>Compliance</b>
CA140 EASTGUARD INSURANCE	1	0	0%	1	0	0%
CA272 NORGUARD INSURANCE	2	1	50%	2	0	0%
Total	3	1	33% ▼	3	0	0% ▼
GUARD INSURANCE Group Total	3	1	33% ▼	3	0	0% ▼
<b>HANOVER INSURANCE</b>	<b>Wage(s) Due</b>	<b>Timely Wage(s)</b>	<b>Compliance</b>	<b>Fringe(s) Due</b>	<b>Timely Fringe(s)</b>	<b>Compliance</b>
CA048 CITIZENS INSURANCE COMPANY OF AMERICA	1	0	0%	1	0	0%
CA429 HANOVER AMERICAN INSURANCE	2	0	0%	2	0	0%
CA202 HANOVER INSURANCE	3	0	0%	3	0	0%
Total	6	0	0% ▼	6	0	0% ▼
HANOVER INSURANCE Group Total	6	0	0% ▼	6	0	0% ▼

**INSURANCE GROUP COMPLIANCE**  
Wage Statements and Fringe Benefit Forms  
First Quarter  
1/1/2024 - 3/31/2024

Insurance Company	Total Wage Statement(s) Due	Wage Statement(s) Filed Timely	Compliance Percentage	Total Fringe Benefit Form(s) Due	Fringe Benefit Form(s) Filed Timely	Compliance Percentage
<b>HARTFORD INSURANCE</b>	<b>Wage(s) Due</b>	<b>Timely Wage(s)</b>	<b>Compliance</b>	<b>Fringe(s) Due</b>	<b>Timely Fringe(s)</b>	<b>Compliance</b>
CA188 HARTFORD ACCIDENT & INDEMNITY	1	1	100%	1	1	100%
CA185 HARTFORD CASUALTY INSURANCE	2	1	50%	2	1	50%
CA203 HARTFORD FIRE INSURANCE	4	2	50%	4	3	75%
CA186 HARTFORD INSURANCE COMPANY OF THE MIDWEST	1	1	100%	1	1	100%
CA187 HARTFORD UNDERWRITERS INSURANCE	1	1	100%	1	1	100%
CA288 PROPERTY & CASUALTY INSURANCE COMPANY OF HARTFORD	7	7	100%	7	7	100%
CA319 TRUMBULL INSURANCE	2	1	50%	2	1	50%
CA321 TWIN CITY FIRE INSURANCE	5	4	80%	5	4	80%
<b>Total</b>	<b>23</b>	<b>18</b>	<b>78% ▲</b>	<b>23</b>	<b>19</b>	<b>83% ▲</b>
<b>HARTFORD INSURANCE TPA Administered Claims</b>						
CA070 CANNON COCHRAN MANAGEMENT SERVICES	1	1	100%	1	1	100%
CA116 CORVEL ENTERPRISE COMP	2	2	100%	2	2	100%
CA190 GALLAGHER BASSETT SERVICES	1	0	0%	1	0	0%
CA300 SEDGWICK CLAIMS MANAGEMENT SERVICES	1	0	0%	1	0	0%
<b>TPA Total</b>	<b>5</b>	<b>3</b>	<b>60% ▼</b>	<b>5</b>	<b>3</b>	<b>60% ▼</b>
<b>HARTFORD INSURANCE Group Total</b>	<b>28</b>	<b>21</b>	<b>75% ▲</b>	<b>28</b>	<b>22</b>	<b>79% ▲</b>
<b>HELMSMAN MANAGEMENT SERVICES</b>	<b>Wage(s) Due</b>	<b>Timely Wage(s)</b>	<b>Compliance</b>	<b>Fringe(s) Due</b>	<b>Timely Fringe(s)</b>	<b>Compliance</b>
CA204 HELMSMAN MANAGEMENT SERVICES	13	10	77%	13	7	54%
<b>Total</b>	<b>13</b>	<b>10</b>	<b>77% ▲</b>	<b>13</b>	<b>7</b>	<b>54% ▼</b>
<b>HELMSMAN MANAGEMENT SERVICES Group Total</b>	<b>13</b>	<b>10</b>	<b>77% ▲</b>	<b>13</b>	<b>7</b>	<b>54% ▼</b>
<b>HOUSTON INT INS GROUP</b>	<b>Wage(s) Due</b>	<b>Timely Wage(s)</b>	<b>Compliance</b>	<b>Fringe(s) Due</b>	<b>Timely Fringe(s)</b>	<b>Compliance</b>
IMPERIUM INSURANCE	*	*	*	*	*	*
<b>Total</b>	<b>*</b>	<b>*</b>	<b>*</b>	<b>*</b>	<b>*</b>	<b>*</b>
<b>HOUSTON INT INS GROUP TPA Administered Claims</b>						
CA190 GALLAGHER BASSETT SERVICES	3	2	67%	3	2	67%
<b>TPA Total</b>	<b>3</b>	<b>2</b>	<b>67% ▼</b>	<b>3</b>	<b>2</b>	<b>67% ▼</b>
<b>HOUSTON INT INS GROUP Group Total</b>	<b>3</b>	<b>2</b>	<b>67% ▼</b>	<b>3</b>	<b>2</b>	<b>67% ▼</b>
<b>INTREPID INSURANCE</b>	<b>Wage(s) Due</b>	<b>Timely Wage(s)</b>	<b>Compliance</b>	<b>Fringe(s) Due</b>	<b>Timely Fringe(s)</b>	<b>Compliance</b>
INTREPID INSURANCE	*	*	*	*	*	*
<b>Total</b>	<b>*</b>	<b>*</b>	<b>*</b>	<b>*</b>	<b>*</b>	<b>*</b>
<b>INTREPID INSURANCE TPA Administered Claims</b>						
CA190 GALLAGHER BASSETT SERVICES	1	1	100%	1	1	100%
<b>TPA Total</b>	<b>1</b>	<b>1</b>	<b>100% ▲</b>	<b>1</b>	<b>1</b>	<b>100% ▲</b>
<b>INTREPID INSURANCE Group Total</b>	<b>1</b>	<b>1</b>	<b>100% ▲</b>	<b>1</b>	<b>1</b>	<b>100% ▲</b>



**INSURANCE GROUP COMPLIANCE**  
Wage Statements and Fringe Benefit Forms  
First Quarter  
1/1/2024 - 3/31/2024

Insurance Company	Total Wage Statement(s) Due	Wage Statement(s) Filed Timely	Compliance Percentage	Total Fringe Benefit Form(s) Due	Fringe Benefit Form(s) Filed Timely	Compliance Percentage
<b>LIBERTY MUTUAL INSURANCE</b>	<b>Wage(s) Due</b>	<b>Timely Wage(s)</b>	<b>Compliance</b>	<b>Fringe(s) Due</b>	<b>Timely Fringe(s)</b>	<b>Compliance</b>
CA380 EMPLOYERS INSURANCE OF WAUSAU	1	0	0%	1	0	0%
CA210 LIBERTY MUTUAL INSURANCE	38	31	82%	38	28	74%
CA407 OHIO SECURITY INSURANCE	1	1	100%	1	1	100%
<b>Total</b>	<b>40</b>	<b>32</b>	<b>80%</b> ▲	<b>40</b>	<b>29</b>	<b>73%</b> ▼
<b>LIBERTY MUTUAL INSURANCE TPA Administered Claims</b>						
CA160 ESIS	1	1	100%	1	1	100%
<b>TPA Total</b>	<b>1</b>	<b>1</b>	<b>100%</b> ▲	<b>1</b>	<b>1</b>	<b>100%</b> ▲
<b>LIBERTY MUTUAL INSURANCE Group Total</b>	<b>41</b>	<b>33</b>	<b>80%</b> ▲	<b>41</b>	<b>30</b>	<b>73%</b> ▼
<b>MAINE EMPLOYERS' MUTUAL INSURANCE</b>	<b>Wage(s) Due</b>	<b>Timely Wage(s)</b>	<b>Compliance</b>	<b>Fringe(s) Due</b>	<b>Timely Fringe(s)</b>	<b>Compliance</b>
CA260 MAINE EMPLOYERS' MUTUAL INSURANCE	611	463	76%	611	458	75%
<b>Total</b>	<b>611</b>	<b>463</b>	<b>76%</b> ▲	<b>611</b>	<b>458</b>	<b>75%</b> ▼
<b>MAINE EMPLOYERS' MUTUAL INSURANCE TPA Administered Claims</b>						
CA116 CORVEL ENTERPRISE COMP	2	2	100%	2	2	100%
<b>TPA Total</b>	<b>2</b>	<b>2</b>	<b>100%</b> ▲	<b>2</b>	<b>2</b>	<b>100%</b> ▲
<b>MAINE EMPLOYERS' MUTUAL INSURANCE Group Total</b>	<b>613</b>	<b>465</b>	<b>76%</b> ▲	<b>613</b>	<b>460</b>	<b>75%</b> ▼
<b>MAINE HEALTHCARE ASSOCIATION</b>	<b>Wage(s) Due</b>	<b>Timely Wage(s)</b>	<b>Compliance</b>	<b>Fringe(s) Due</b>	<b>Timely Fringe(s)</b>	<b>Compliance</b>
CA234 MAINE HEALTHCARE ASSOCIATION	17	15	88%	17	15	88%
<b>Total</b>	<b>17</b>	<b>15</b>	<b>88%</b> ▲	<b>17</b>	<b>15</b>	<b>88%</b> ▲
<b>MAINE HEALTHCARE ASSOCIATION Group Total</b>	<b>17</b>	<b>15</b>	<b>88%</b> ▲	<b>17</b>	<b>15</b>	<b>88%</b> ▲
<b>MAINE MOTOR TRANSPORT ASSOCIATION</b>	<b>Wage(s) Due</b>	<b>Timely Wage(s)</b>	<b>Compliance</b>	<b>Fringe(s) Due</b>	<b>Timely Fringe(s)</b>	<b>Compliance</b>
CA230 MAINE MOTOR TRANSPORT ASSOCIATION	12	12	100%	12	12	100%
<b>Total</b>	<b>12</b>	<b>12</b>	<b>100%</b> ▲	<b>12</b>	<b>12</b>	<b>100%</b> ▲
<b>MAINE MOTOR TRANSPORT ASSOCIATION Group Total</b>	<b>12</b>	<b>12</b>	<b>100%</b> ▲	<b>12</b>	<b>12</b>	<b>100%</b> ▲
<b>MAINE MUNICIPAL ASSOCIATION</b>	<b>Wage(s) Due</b>	<b>Timely Wage(s)</b>	<b>Compliance</b>	<b>Fringe(s) Due</b>	<b>Timely Fringe(s)</b>	<b>Compliance</b>
CA225 MAINE MUNICIPAL ASSOCIATION	114	98	86%	114	97	85%
<b>Total</b>	<b>114</b>	<b>98</b>	<b>86%</b> ▲	<b>114</b>	<b>97</b>	<b>85%</b> ▲
<b>MAINE MUNICIPAL ASSOCIATION Group Total</b>	<b>114</b>	<b>98</b>	<b>86%</b> ▲	<b>114</b>	<b>97</b>	<b>85%</b> ▲
<b>MAINE SCHOOL MANAGEMENT ASSOCIATION</b>	<b>Wage(s) Due</b>	<b>Timely Wage(s)</b>	<b>Compliance</b>	<b>Fringe(s) Due</b>	<b>Timely Fringe(s)</b>	<b>Compliance</b>
CA250 MAINE SCHOOL MANAGEMENT ASSOCIATION	27	25	93%	27	25	93%
<b>Total</b>	<b>27</b>	<b>25</b>	<b>93%</b> ▲	<b>27</b>	<b>25</b>	<b>93%</b> ▲
<b>MAINE SCHOOL MANAGEMENT ASSOCIATION Group Total</b>	<b>27</b>	<b>25</b>	<b>93%</b> ▲	<b>27</b>	<b>25</b>	<b>93%</b> ▲



**INSURANCE GROUP COMPLIANCE**  
Wage Statements and Fringe Benefit Forms  
First Quarter  
1/1/2024 - 3/31/2024

Insurance Company	Total Wage Statement(s) Due	Wage Statement(s) Filed Timely	Compliance Percentage	Total Fringe Benefit Form(s) Due	Fringe Benefit Form(s) Filed Timely	Compliance Percentage
<b>MARKEL CORP GROUP</b>	<b>Wage(s) Due</b>	<b>Timely Wage(s)</b>	<b>Compliance</b>	<b>Fringe(s) Due</b>	<b>Timely Fringe(s)</b>	<b>Compliance</b>
CA434 MARKEL SERVICE INCORPORATED	2	0	0%	2	0	0%
<b>Total</b>	<b>2</b>	<b>0</b>	<b>0% ▼</b>	<b>2</b>	<b>0</b>	<b>0% ▼</b>
<b>MARKEL CORP GROUP TPA Administered Claims</b>						
CA070 CANNON COCHRAN MANAGEMENT SERVICES	2	1	50%	2	1	50%
<b>TPA Total</b>	<b>2</b>	<b>1</b>	<b>50% ▼</b>	<b>2</b>	<b>1</b>	<b>50% ▼</b>
<b>MARKEL CORP GROUP Group Total</b>	<b>4</b>	<b>1</b>	<b>25% ▼</b>	<b>4</b>	<b>1</b>	<b>25% ▼</b>
<b>NEXT LEVEL ADMINISTRATORS LLC</b>	<b>Wage(s) Due</b>	<b>Timely Wage(s)</b>	<b>Compliance</b>	<b>Fringe(s) Due</b>	<b>Timely Fringe(s)</b>	<b>Compliance</b>
CA433 NEXT LEVEL ADMINISTRATORS LLC	3	0	0%	3	0	0%
<b>Total</b>	<b>3</b>	<b>0</b>	<b>0% ▼</b>	<b>3</b>	<b>0</b>	<b>0% ▼</b>
<b>NEXT LEVEL ADMINISTRATORS LLC Group Total</b>	<b>3</b>	<b>0</b>	<b>0% ▼</b>	<b>3</b>	<b>0</b>	<b>0% ▼</b>
<b>NGM INSURANCE</b>	<b>Wage(s) Due</b>	<b>Timely Wage(s)</b>	<b>Compliance</b>	<b>Fringe(s) Due</b>	<b>Timely Fringe(s)</b>	<b>Compliance</b>
CA265 NGM INSURANCE	*	*	*	*	*	*
<b>Total</b>	<b>*</b>	<b>*</b>	<b>*</b>	<b>*</b>	<b>*</b>	<b>*</b>
<b>NGM INSURANCE TPA Administered Claims</b>						
CA300 SEDGWICK CLAIMS MANAGEMENT SERVICES	1	0	0%	1	0	0%
<b>TPA Total</b>	<b>1</b>	<b>0</b>	<b>0% ▼</b>	<b>1</b>	<b>0</b>	<b>0% ▼</b>
<b>NGM INSURANCE Group Total</b>	<b>1</b>	<b>0</b>	<b>0% ▼</b>	<b>1</b>	<b>0</b>	<b>0% ▼</b>
<b>OLD REPUBLIC INSURANCE</b>	<b>Wage(s) Due</b>	<b>Timely Wage(s)</b>	<b>Compliance</b>	<b>Fringe(s) Due</b>	<b>Timely Fringe(s)</b>	<b>Compliance</b>
OLD REPUBLIC INSURANCE	*	*	*	*	*	*
<b>Total</b>	<b>*</b>	<b>*</b>	<b>*</b>	<b>*</b>	<b>*</b>	<b>*</b>
<b>OLD REPUBLIC INSURANCE TPA Administered Claims</b>						
CA070 CANNON COCHRAN MANAGEMENT SERVICES	8	7	88%	8	7	88%
CA190 GALLAGHER BASSETT SERVICES	5	3	60%	5	3	60%
CA204 HELMSMAN MANAGEMENT SERVICES	1	0	0%	1	0	0%
CA300 SEDGWICK CLAIMS MANAGEMENT SERVICES	5	4	80%	5	4	80%
CA280 TRISTAR CLAIMS MANAGEMENT SERVICES	1	1	100%	1	0	0%
<b>TPA Total</b>	<b>20</b>	<b>15</b>	<b>75% ▲</b>	<b>20</b>	<b>14</b>	<b>70% ▼</b>
<b>OLD REPUBLIC INSURANCE Group Total</b>	<b>20</b>	<b>15</b>	<b>75% ▲</b>	<b>20</b>	<b>14</b>	<b>70% ▼</b>

**INSURANCE GROUP COMPLIANCE**  
Wage Statements and Fringe Benefit Forms  
First Quarter  
1/1/2024 - 3/31/2024

Insurance Company	Total Wage Statement(s) Due	Wage Statement(s) Filed Timely	Compliance Percentage	Total Fringe Benefit Form(s) Due	Fringe Benefit Form(s) Filed Timely	Compliance Percentage
<b>PENNSYLVANIA MFG ASSN</b>	<b>Wage(s) Due</b>	<b>Timely Wage(s)</b>	<b>Compliance</b>	<b>Fringe(s) Due</b>	<b>Timely Fringe(s)</b>	<b>Compliance</b>
MANUFACTURERS ALLIANCE INSURANCE	*	*	*	*	*	*
PENNSYLVANIA MFG ASSN	*	*	*	*	*	*
<b>Total</b>	*	*	*	*	*	*
<b>PENNSYLVANIA MFG ASSN TPA Administered Claims</b>						
CA190 GALLAGHER BASSETT SERVICES	4	3	75%	4	3	75%
<b>TPA Total</b>	<b>4</b>	<b>3</b>	<b>75% ▲</b>	<b>4</b>	<b>3</b>	<b>75% ▼</b>
<b>PENNSYLVANIA MFG ASSN Group Total</b>	<b>4</b>	<b>3</b>	<b>75% ▲</b>	<b>4</b>	<b>3</b>	<b>75% ▼</b>
<b>QBE INSURANCE GROUP</b>	<b>Wage(s) Due</b>	<b>Timely Wage(s)</b>	<b>Compliance</b>	<b>Fringe(s) Due</b>	<b>Timely Fringe(s)</b>	<b>Compliance</b>
QBE INSURANCE GROUP	*	*	*	*	*	*
<b>Total</b>	*	*	*	*	*	*
<b>QBE INSURANCE GROUP TPA Administered Claims</b>						
CA300 SEDGWICK CLAIMS MANAGEMENT SERVICES	5	2	40%	5	2	40%
<b>TPA Total</b>	<b>5</b>	<b>2</b>	<b>40% ▼</b>	<b>5</b>	<b>2</b>	<b>40% ▼</b>
<b>QBE INSURANCE GROUP Group Total</b>	<b>5</b>	<b>2</b>	<b>40% ▼</b>	<b>5</b>	<b>2</b>	<b>40% ▼</b>
<b>RLI INSURANCE GROUP</b>	<b>Wage(s) Due</b>	<b>Timely Wage(s)</b>	<b>Compliance</b>	<b>Fringe(s) Due</b>	<b>Timely Fringe(s)</b>	<b>Compliance</b>
RLI INSURANCE	*	*	*	*	*	*
<b>Total</b>	*	*	*	*	*	*
<b>RLI INSURANCE GROUP TPA Administered Claims</b>						
CA190 GALLAGHER BASSETT SERVICES	1	1	100%	1	1	100%
<b>TPA Total</b>	<b>1</b>	<b>1</b>	<b>100% ▲</b>	<b>1</b>	<b>1</b>	<b>100% ▲</b>
<b>RLI INSURANCE GROUP Group Total</b>	<b>1</b>	<b>1</b>	<b>100% ▲</b>	<b>1</b>	<b>1</b>	<b>100% ▲</b>
<b>SAFETY NATIONAL CASUALTY CORP</b>	<b>Wage(s) Due</b>	<b>Timely Wage(s)</b>	<b>Compliance</b>	<b>Fringe(s) Due</b>	<b>Timely Fringe(s)</b>	<b>Compliance</b>
SAFETY NATIONAL CASUALTY CORP	*	*	*	*	*	*
<b>Total</b>	*	*	*	*	*	*
<b>SAFETY NATIONAL CASUALTY CORP TPA Administered Claims</b>						
CA040 BROADSPIRE SERVICES	2	1	50%	2	1	50%
CA116 CORVEL ENTERPRISE COMP	3	3	100%	3	3	100%
CA190 GALLAGHER BASSETT SERVICES	7	5	71%	7	5	71%
CA204 HELMSMAN MANAGEMENT SERVICES	2	2	100%	2	0	0%
CA300 SEDGWICK CLAIMS MANAGEMENT SERVICES	3	1	33%	3	1	33%
<b>TPA Total</b>	<b>17</b>	<b>12</b>	<b>71% ▼</b>	<b>17</b>	<b>10</b>	<b>59% ▼</b>
<b>SAFETY NATIONAL CASUALTY CORP Group Total</b>	<b>17</b>	<b>12</b>	<b>71% ▼</b>	<b>17</b>	<b>10</b>	<b>59% ▼</b>



**INSURANCE GROUP COMPLIANCE**  
Wage Statements and Fringe Benefit Forms  
First Quarter  
1/1/2024 - 3/31/2024

Insurance Company	Total Wage Statement(s) Due	Wage Statement(s) Filed Timely	Compliance Percentage	Total Fringe Benefit Form(s) Due	Fringe Benefit Form(s) Filed Timely	Compliance Percentage
<b>SEDGWICK CLAIMS MANAGEMENT SERVICES</b>	<b>Wage(s) Due</b>	<b>Timely Wage(s)</b>	<b>Compliance</b>	<b>Fringe(s) Due</b>	<b>Timely Fringe(s)</b>	<b>Compliance</b>
CA300 SEDGWICK CLAIMS MANAGEMENT SERVICES	144	107	74%	144	116	81%
Total	144	107	74% ▼	144	116	81% ▲
<b>SEDGWICK CLAIMS MANAGEMENT SERVICES Group Total</b>	<b>144</b>	<b>107</b>	<b>74% ▼</b>	<b>144</b>	<b>116</b>	<b>81% ▲</b>
<b>SENTRY INSURANCE</b>	<b>Wage(s) Due</b>	<b>Timely Wage(s)</b>	<b>Compliance</b>	<b>Fringe(s) Due</b>	<b>Timely Fringe(s)</b>	<b>Compliance</b>
CA402 SENTRY CASUALTY	2	2	100%	2	2	100%
CA305 SENTRY INSURANCE	5	5	100%	5	5	100%
Total	7	7	100% ▲	7	7	100% ▲
<b>SENTRY INSURANCE Group Total</b>	<b>7</b>	<b>7</b>	<b>100% ▲</b>	<b>7</b>	<b>7</b>	<b>100% ▲</b>
<b>STARR INDEMNITY INSURANCE</b>	<b>Wage(s) Due</b>	<b>Timely Wage(s)</b>	<b>Compliance</b>	<b>Fringe(s) Due</b>	<b>Timely Fringe(s)</b>	<b>Compliance</b>
STARR INDEMNITY INSURANCE	*	*	*	*	*	*
Total	*	*	*	*	*	*
<b>STARR INDEMNITY INSURANCE TPA Administered Claims</b>						
CA190 GALLAGHER BASSETT SERVICES	9	5	56%	9	6	67%
CA300 SEDGWICK CLAIMS MANAGEMENT SERVICES	6	4	67%	6	4	67%
TPA Total	15	9	60% ▼	15	10	67% ▼
<b>STARR INDEMNITY INSURANCE Group Total</b>	<b>15</b>	<b>9</b>	<b>60% ▼</b>	<b>15</b>	<b>10</b>	<b>67% ▼</b>
<b>STARSTONE NATIONAL INSURANCE</b>	<b>Wage(s) Due</b>	<b>Timely Wage(s)</b>	<b>Compliance</b>	<b>Fringe(s) Due</b>	<b>Timely Fringe(s)</b>	<b>Compliance</b>
STARSTONE NATIONAL INSURANCE	*	*	*	*	*	*
Total	*	*	*	*	*	*
<b>STARSTONE NATIONAL INSURANCE TPA Administered Claims</b>						
CA070 CANNON COCHRAN MANAGEMENT SERVICES	1	1	100%	1	1	100%
TPA Total	1	1	100% ▲	1	1	100% ▲
<b>STARSTONE NATIONAL INSURANCE Group Total</b>	<b>1</b>	<b>1</b>	<b>100% ▲</b>	<b>1</b>	<b>1</b>	<b>100% ▲</b>
<b>STATE OF MAINE WORKERS' COMPENSATION TRUST</b>	<b>Wage(s) Due</b>	<b>Timely Wage(s)</b>	<b>Compliance</b>	<b>Fringe(s) Due</b>	<b>Timely Fringe(s)</b>	<b>Compliance</b>
CA307 STATE OF MAINE WORKERS' COMPENSATION TRUST	87	77	89%	87	76	87%
Total	87	77	89% ▲	87	76	87% ▲
<b>STATE OF MAINE WORKERS' COMPENSATION TRUST Group Total</b>	<b>87</b>	<b>77</b>	<b>89% ▲</b>	<b>87</b>	<b>76</b>	<b>87% ▲</b>
<b>SYNERNET</b>	<b>Wage(s) Due</b>	<b>Timely Wage(s)</b>	<b>Compliance</b>	<b>Fringe(s) Due</b>	<b>Timely Fringe(s)</b>	<b>Compliance</b>
CA320 SYNERNET	92	65	71%	92	60	65%
Total	92	65	71% ▼	92	60	65% ▼
<b>SYNERNET Group Total</b>	<b>92</b>	<b>65</b>	<b>71% ▼</b>	<b>92</b>	<b>60</b>	<b>65% ▼</b>

**INSURANCE GROUP COMPLIANCE**  
Wage Statements and Fringe Benefit Forms  
First Quarter  
1/1/2024 - 3/31/2024

Insurance Company	Total Wage Statement(s) Due	Wage Statement(s) Filed Timely	Compliance Percentage	Total Fringe Benefit Form(s) Due	Fringe Benefit Form(s) Filed Timely	Compliance Percentage
<b>TRAVELERS INSURANCE</b>	<b>Wage(s) Due</b>	<b>Timely Wage(s)</b>	<b>Compliance</b>	<b>Fringe(s) Due</b>	<b>Timely Fringe(s)</b>	<b>Compliance</b>
CA072 CHARTER OAK FIRE INSURANCE	7	2	29%	7	5	71%
CA164 FARMINGTON CASUALTY	1	0	0%	1	0	0%
CA284 PHOENIX INSURANCE	2	2	100%	2	2	100%
CA306 STANDARD FIRE INSURANCE	14	5	36%	14	5	36%
CA347 TRAVELERS CASUALTY & SURETY	17	8	47%	17	13	76%
CA348 TRAVELERS CASUALTY INSURANCE COMPANY OF AMERICA	2	1	50%	2	0	0%
CA349 TRAVELERS COMMERCIAL CASUALTY	1	0	0%	1	0	0%
CA346 TRAVELERS INDEMNITY COMPANY OF AMERICA	2	2	100%	2	2	100%
CA345 TRAVELERS PROPERTY CASUALTY INSURANCE	5	2	40%	5	2	40%
<b>Total</b>	<b>51</b>	<b>22</b>	<b>43% ▼</b>	<b>51</b>	<b>29</b>	<b>57% ▼</b>
<b>TRAVELERS INSURANCE TPA Administered Claims</b>						
CA110 CONSTITUTION STATE SERVICES	3	1	33%	3	2	67%
CA300 SEDGWICK CLAIMS MANAGEMENT SERVICES	1	1	100%	1	1	100%
<b>TPA Total</b>	<b>4</b>	<b>2</b>	<b>50% ▼</b>	<b>4</b>	<b>3</b>	<b>75% ▼</b>
<b>TRAVELERS INSURANCE Group Total</b>	<b>55</b>	<b>24</b>	<b>44% ▼</b>	<b>55</b>	<b>32</b>	<b>58% ▼</b>
<b>TRISTAR CLAIMS MANAGEMENT SERVICES</b>	<b>Wage(s) Due</b>	<b>Timely Wage(s)</b>	<b>Compliance</b>	<b>Fringe(s) Due</b>	<b>Timely Fringe(s)</b>	<b>Compliance</b>
CA280 TRISTAR CLAIMS MANAGEMENT SERVICES	1	1	100%	1	0	0%
<b>Total</b>	<b>1</b>	<b>1</b>	<b>100% ▲</b>	<b>1</b>	<b>0</b>	<b>0% ▼</b>
<b>TRISTAR CLAIMS MANAGEMENT SERVICES Group Total</b>	<b>1</b>	<b>1</b>	<b>100% ▲</b>	<b>1</b>	<b>0</b>	<b>0% ▼</b>
<b>VANLINER INSURANCE</b>	<b>Wage(s) Due</b>	<b>Timely Wage(s)</b>	<b>Compliance</b>	<b>Fringe(s) Due</b>	<b>Timely Fringe(s)</b>	<b>Compliance</b>
CA379 VANLINER INSURANCE	8	6	75%	8	6	75%
<b>Total</b>	<b>8</b>	<b>6</b>	<b>75% ▲</b>	<b>8</b>	<b>6</b>	<b>75% ▼</b>
<b>VANLINER INSURANCE Group Total</b>	<b>8</b>	<b>6</b>	<b>75% ▲</b>	<b>8</b>	<b>6</b>	<b>75% ▼</b>
<b>WALMART CLAIMS SERVICES</b>	<b>Wage(s) Due</b>	<b>Timely Wage(s)</b>	<b>Compliance</b>	<b>Fringe(s) Due</b>	<b>Timely Fringe(s)</b>	<b>Compliance</b>
CA100 WALMART CLAIMS SERVICES	60	54	90%	60	53	88%
<b>Total</b>	<b>60</b>	<b>54</b>	<b>90% ▲</b>	<b>60</b>	<b>53</b>	<b>88% ▲</b>
<b>WALMART CLAIMS SERVICES Group Total</b>	<b>60</b>	<b>54</b>	<b>90% ▲</b>	<b>60</b>	<b>53</b>	<b>88% ▲</b>
<b>WORKERS COMP FUND GROUP</b>	<b>Wage(s) Due</b>	<b>Timely Wage(s)</b>	<b>Compliance</b>	<b>Fringe(s) Due</b>	<b>Timely Fringe(s)</b>	<b>Compliance</b>
WCF NATIONAL INSURANCE	*	*	*	*	*	*
<b>Total</b>	<b>*</b>	<b>*</b>	<b>*</b>	<b>*</b>	<b>*</b>	<b>*</b>
<b>WORKERS COMP FUND GROUP TPA Administered Claims</b>						
CA190 GALLAGHER BASSETT SERVICES	1	0	0%	1	1	100%
<b>TPA Total</b>	<b>1</b>	<b>0</b>	<b>0% ▼</b>	<b>1</b>	<b>1</b>	<b>100% ▲</b>
<b>WORKERS COMP FUND GROUP Group Total</b>	<b>1</b>	<b>0</b>	<b>0% ▼</b>	<b>1</b>	<b>1</b>	<b>100% ▲</b>



**INSURANCE GROUP COMPLIANCE**  
Wage Statements and Fringe Benefit Forms  
First Quarter  
1/1/2024 - 3/31/2024

Insurance Company	Total Wage Statement(s) Due	Wage Statement(s) Filed Timely	Compliance Percentage		Total Fringe Benefit Form(s) Due	Fringe Benefit Form(s) Filed Timely	Compliance Percentage	
<b>ZURICH INSURANCE</b>	<b>Wage(s) Due</b>	<b>Timely Wage(s)</b>	<b>Compliance</b>		<b>Fringe(s) Due</b>	<b>Timely Fringe(s)</b>	<b>Compliance</b>	
CA022 AMERICAN ZURICH	11	9	82%		11	9	82%	
CA400 ZURICH AMERICAN INSURANCE	4	2	50%		4	2	50%	
<b>Total</b>	<b>15</b>	<b>11</b>	<b>73%</b>	▼	<b>15</b>	<b>11</b>	<b>73%</b>	▼
<b>ZURICH INSURANCE TPA Administered Claims</b>								
CA116 CORVEL ENTERPRISE COMP	5	5	100%		5	5	100%	
CA117 COTTINGHAM & BUTLER CLAIMS SERVICES	2	2	100%		2	0	0%	
CA160 ESIS	2	2	100%		2	2	100%	
CA190 GALLAGHER BASSETT SERVICES	16	10	63%		16	11	69%	
CA300 SEDGWICK CLAIMS MANAGEMENT SERVICES	8	4	50%		8	5	63%	
<b>TPA Total</b>	<b>33</b>	<b>23</b>	<b>70%</b>	▼	<b>33</b>	<b>23</b>	<b>70%</b>	▼
<b>ZURICH INSURANCE Group Total</b>	<b>48</b>	<b>34</b>	<b>71%</b>	▼	<b>48</b>	<b>34</b>	<b>71%</b>	▼