

MAINE STATE LEGISLATURE

The following document is provided by the
LAW AND LEGISLATIVE DIGITAL LIBRARY
at the Maine State Law and Legislative Reference Library
<http://legislature.maine.gov/lawlib>



Reproduced from electronic originals
(may include minor formatting differences from printed original)



QUARTERLY COMPLIANCE REPORT

STATE OF MAINE
WORKERS' COMPENSATION BOARD

Third Quarter 2023
July 1, 2023 - September 30, 2023

Office of Monitoring, Audit &
Enforcement

John C. Rohde
Executive Director

27 State House Station
Augusta, Maine 04333-0027

**State of Maine
Workers' Compensation Board
Quarterly Compliance Report
Third Quarter 2023**

Table of Contents

1.	Executive Summary	Pages 1-2
2.	Lost Time First Report of Injury Filings	Page 3
3.	Initial Indemnity Payments	Page 4
4.	Initial Memorandum of Payment Filings	Page 5
5.	Initial Indemnity Notice of Controversy Filings	Page 6
6.	Wage Information	Page 7

Table of Charts

1.	Lost Time First Report of Injury Filings Timeliness Distribution	Page 3
2.	Lost Time First Report of Injury Filings Quarterly Compliance	Page 3
3.	Lost Time First Report of Injury Filings Compliance Trend	Page 3
4.	Initial Indemnity Payments Timeliness Distribution	Page 4
5.	Initial Indemnity Payments Quarterly Compliance	Page 4
6.	Initial Indemnity Payments Compliance Trend	Page 4
7.	Initial Memorandum of Payment Filings Timeliness Distribution	Page 5
8.	Initial Memorandum of Payment Filings Quarterly Compliance	Page 5
9.	Initial Memorandum of Payment Filings Compliance Trend	Page 5
10.	Initial Indemnity Notice of Controversy Filings Timeliness Distribution	Page 6
11.	Initial Indemnity Notice of Controversy Filings Quarterly Compliance	Page 6
12.	Initial Indemnity Notice of Controversy Filings Compliance Trend	Page 6
13.	Wage Statement Timeliness Distribution	Page 7
14.	Fringe Benefits Worksheet(s) Timeliness Distribution	Page 7

Appendices

A.	Insurance Group Compliance Lost Time FROI Filings and Initial Indemnity Payments	Pages A1-A16
B.	Insurance Group Compliance Initial MOP and Initial Indemnity NOC Filings	Pages B1-B15
C.	Insurance Group Compliance Wage Statements and Fringe Benefit Form Filings	Pages C1-C13

Executive Summary

On January 9, 2024, the Maine Workers' Compensation Board of Directors approved the Third Quarter (July 1, 2023 – September 30, 2023). This report represents the efforts of the Office of Monitoring, Audit and Enforcement and insurers, self-insurers, and third-party administrators (collectively "insurers").

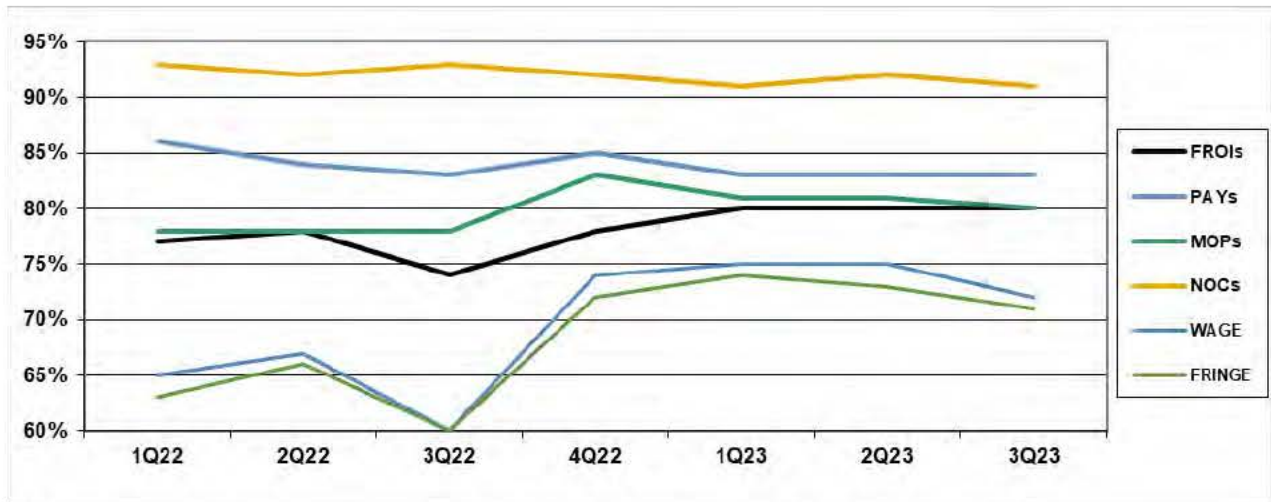
I. COMPLIANCE OVERVIEW

The Reconciliation Report was sent to 107 insurers on October 20, 2023; 78 responded, 22 were not required to respond and 7 did not respond.

The 3Q23 report represents results based upon data received by December 1, 2023. The results are:

	Number of Days	Benchmark	4Q21	1Q22	2Q22	3Q22	4Q22	1Q23	2Q23	3Q23
FROIs	7	85%	79%	77%	78%	74%	78%	80%	80%	80%
PAYs	14	87%	86%	86%	84%	83%	85%	83%	83%	83%
MOPs	17	85%	69%	78%	78%	78%	83%	81%	81%	80%
NOCs	14	90%	93%	93%	92%	93%	92%	91%	92%	91%
WAGE	30	75%	63%	65%	67%	60%	74%	75%	75%	72%
FRINGE	30	75%	63%	63%	66%	60%	72%	74%	73%	71%

Compliance Benchmark Tracking



II. CAVEATS & EXPLANATIONS

A. General

- Question marks (“?”) within this report indicate that the insurer did not provide all of the data required to measure compliance in that particular area.

B. Lost Time First Report of Injury (FROI) Filings

- Compliance with this benchmark exists when the FROI is filed (accepted EDI transaction, with or without errors) within 7 days after the employer receives notice or knowledge of an employee injury that has caused the employee to lose a day’s work.

C. Initial Indemnity Payments (PAYs)

- Compliance with this benchmark exists when the check is mailed within the later of (i) 14 days after the employer's notice or knowledge of incapacity or (ii) the first day of compensability plus 6 days.
- If an employer continues to pay the employee's salary, payments are deemed timely for purposes of compliance if made consistent with the employer's usual payroll practice.

D. Initial Memorandum of Payment (MOP) Filings

- Compliance with this benchmark exists when the MOP is received within 17 days of the employer's notice or knowledge of incapacity.

E. Initial Indemnity Notice of Controversy (NOC) Filings

- Compliance with this benchmark exists when the NOC is filed (accepted EDI transaction, with or without errors) within 14 days after the employer receives notice or knowledge of the incapacity or death. Measurement excludes filings submitted with full denial reason codes 3A-3H (No Coverage).

F. Wage Information

- Compliance with the benchmark (WCB-2 and WCB-2B forms) exists when the wage information is filed within 30 days of the employer receiving notice or knowledge of incapacity.

III. COMPLETED AUDITS

The Board conducts compliance audits of insurers to ensure that all obligations under the Workers' Compensation Act are met. The functions of the audit program include, but are not limited to: ensuring that all reporting requirements of the Board are met, auditing the timeliness of benefit payments, auditing the accuracy of indemnity payments, evaluating claims-handling techniques, and determining whether claims are unreasonably contested.

There were no audits finalized in the 3rd Quarter 2023.

LOST TIME FIRST REPORT OF INJURY FILINGS

Chart 1: Timeliness Distribution



Table 1: Received Within

0-7 Days	2,704	80%
8-14 Days	401	12%
15-29 Days	154	5%
30+ Days	121	4%
? Days	0	0%
Total	3,380	100%

*The percentages may not always add to 100% due to rounding

Chart 2: Quarterly Compliance

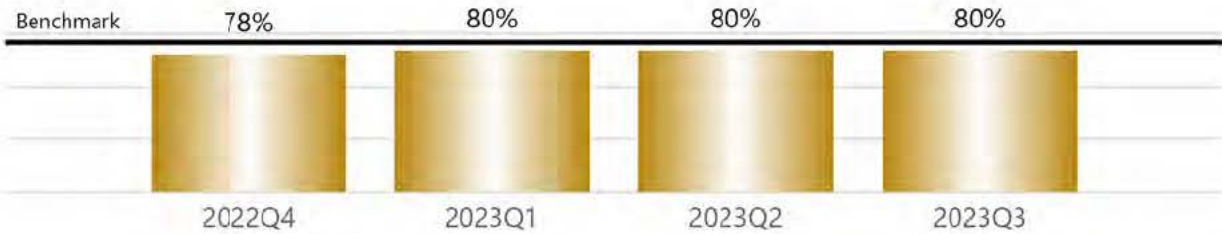
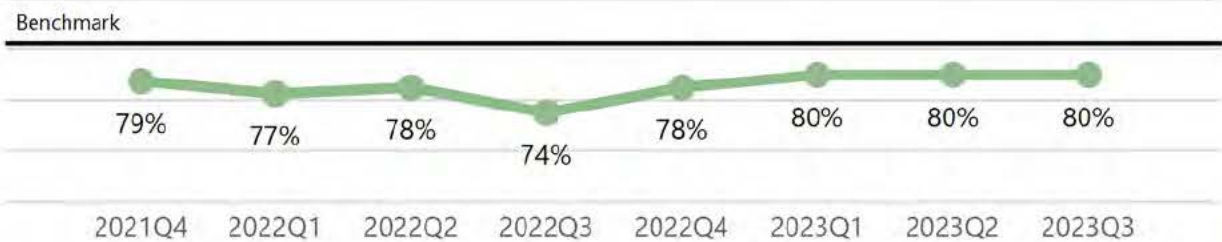


Chart 3: Compliance Trend



INITIAL INDEMNITY PAYMENTS

Chart 4: Timeliness Distribution



Table 2: Made Within

0-14 Days	762	83%
15-21 Days	68	7%
22-44 Days	65	7%
45+ Days	21	2%
? Days	0	0%
Total	916	100%

*The percentages may not always add to 100% due to rounding

Initial indemnity payments are monitored to ensure that payments are initiated within the time limits established in Section 205. As a result of these efforts, \$26,250 in penalties was issued to claimants and there is another \$7,600 in penalties awaiting resolution.

Chart 5: Quarterly Compliance

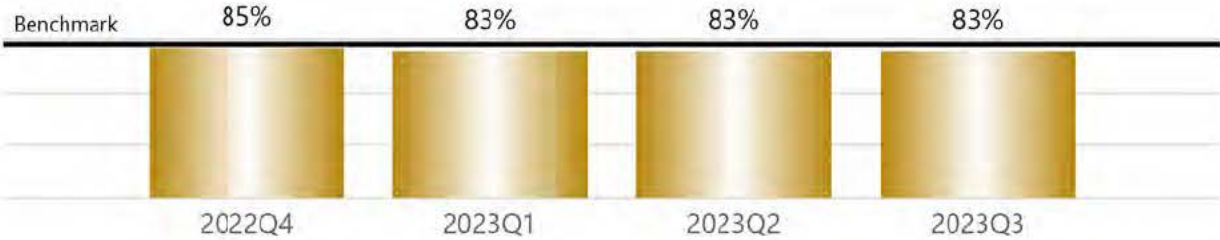
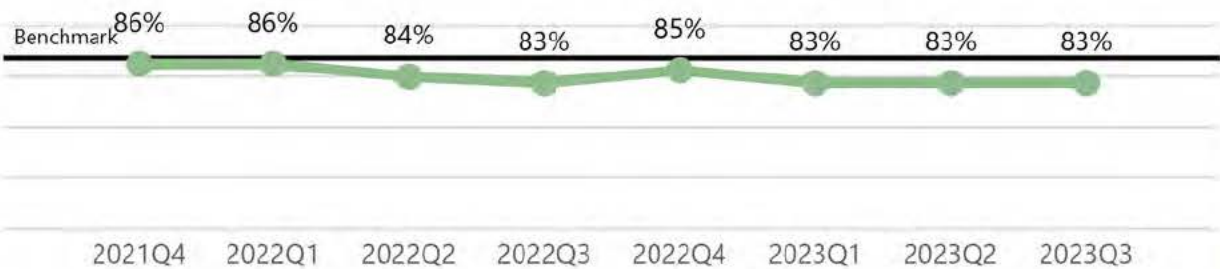


Chart 6: Compliance Trend



INITIAL MEMORANDUM OF PAYMENT FILINGS

Chart 7: Timeliness Distribution

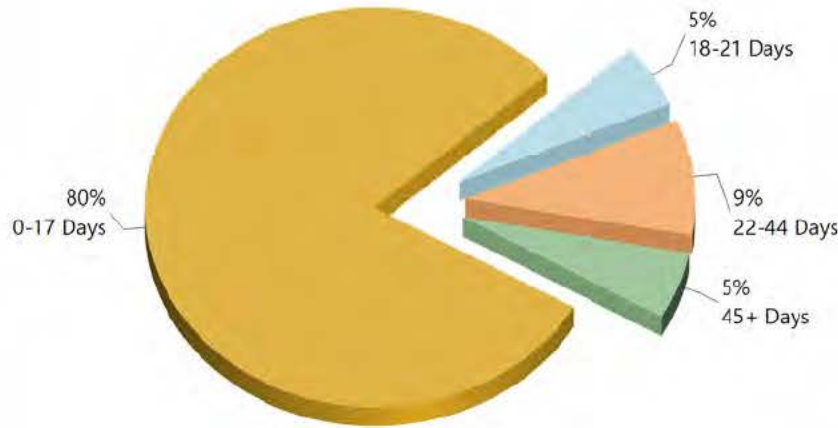


Table 3: Received Within

0-17 Days	734	80%
18-21 Days	47	5%
22-44 Days	85	9%
45+ Days	50	5%
? Days	0	0%
Total	916	100%

*The percentages may not always add to 100% due to rounding

Chart 8: Quarterly Compliance

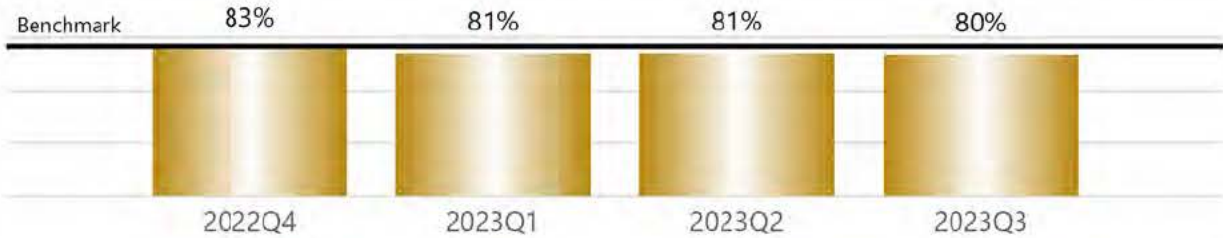
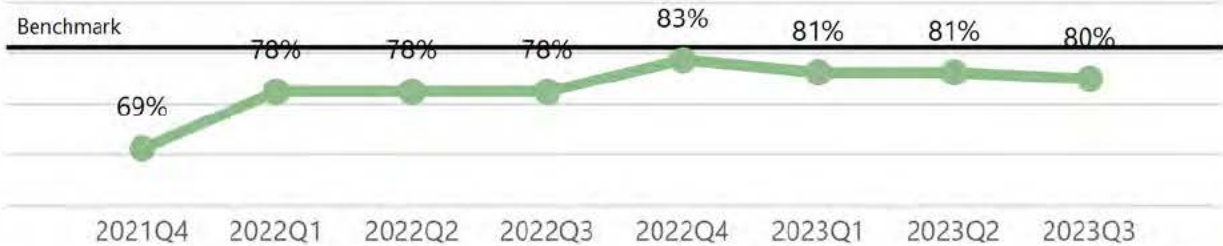


Chart 9: Compliance Trend



INITIAL INDEMNITY NOTICE OF CONTROVERSY FILINGS

Chart 10: Timeliness Distribution

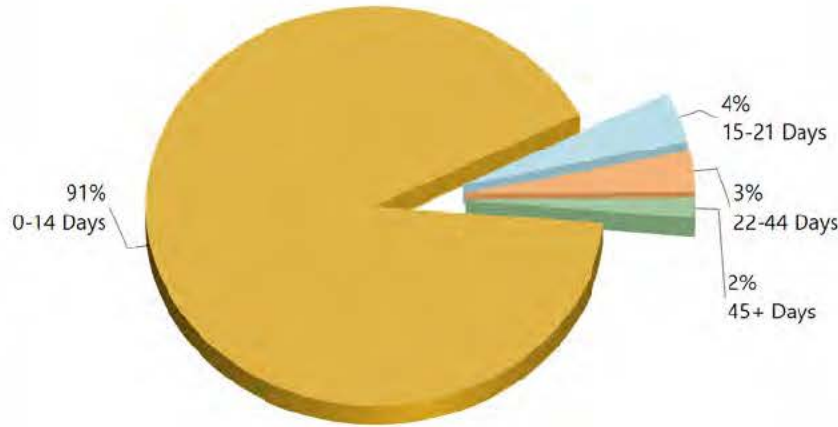


Table 4: Received Within

0-14 Days	601	91%
15-21 Days	27	4%
22-44 Days	22	3%
45+ Days	10	2%
? Days	0	0%
Total	660	100%

*The percentages may not always add to 100% due to rounding

Chart 11: Quarterly Compliance

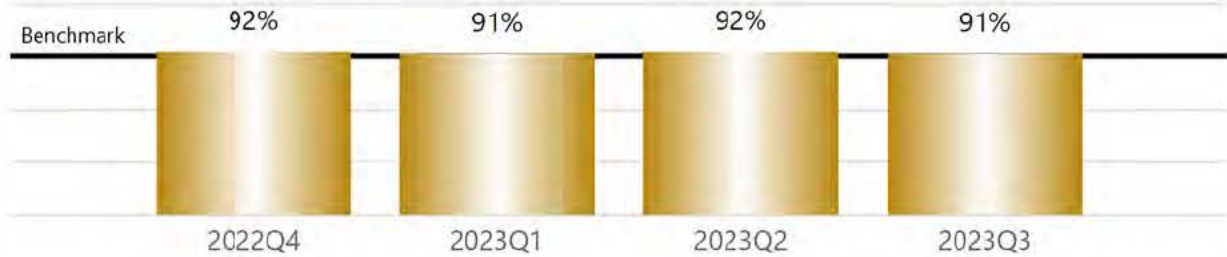


Chart 12: Compliance Trend



WAGE INFORMATION

Chart 13: Wage Statements Due Distribution

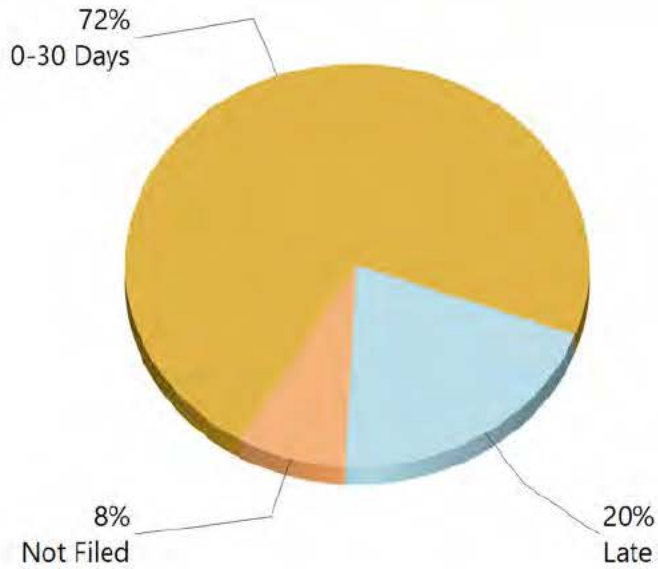


Table 5: Wage Statements Due

0-30 Days	1,376	72%
Late	384	20%
Not Filed	145	8%
Total	1,905	100%

*The percentages may not always add to 100% due to rounding

Chart 14: Fringe Benefit Worksheets Due Distribution

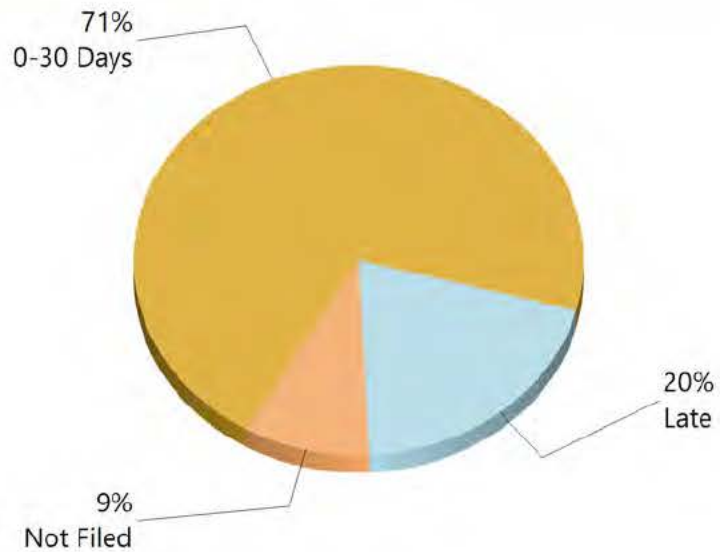


Table 6: Fringe Worksheets Due

0-30 Days	1,349	71%
Late	384	20%
Not Filed	172	9%
Total	1,905	100%

*The percentages may not always add to 100% due to rounding

Appendix A

**Insurance Group Compliance
Lost Time FROI Filings and
Initial Indemnity Payments
Third Quarter
7/1/2023-9/30/2023**

INSURANCE GROUP COMPLIANCE

Lost Time FROI and Initial Indemnity Payments

Third Quarter 2023

7/1/2023 - 9/30/2023

Insurance Company	Total Lost Time FROIs Filed	Lost Time FROIs Filed Timely	Compliance Percentage	Total Initial Indemnity Payments Made	Initial Indemnity Payments Made Timely	Compliance Percentage
ACADIA INSURANCE	FROIs Filed	Timely FROIs	Compliance	Payments Made	Timely Payments	Compliance
CA010 ACADIA INSURANCE	45	35	78%	23	22	96%
Total	45	35	78% ▼	23	22	96% ▲
ACADIA INSURANCE Group Total	45	35	78% ▼	23	22	96% ▲
ACCIDENT FUND INSURANCE	FROIs Filed	Timely FROIs	Compliance	Payments Made	Timely Payments	Compliance
ACCIDENT FUND INSURANCE	*	*	*	*	*	*
Total	*	*	*	*	*	*
ACCIDENT FUND INSURANCE TPA Administered Claims						
CA190 GALLAGHER BASSETT SERVICES	4	1	25%	2	1	50%
TPA Total	4	1	25% ▼	2	1	50% ▼
ACCIDENT FUND INSURANCE Group Total	4	1	25% ▼	2	1	50% ▼
ACUITY MUTUAL INSURANCE	FROIs Filed	Timely FROIs	Compliance	Payments Made	Timely Payments	Compliance
CA418 ACUITY MUTUAL INSURANCE	1	1	100%	No Filings	No Filings	No Filings
Total	1	1	100% ▲	No Filings	No Filings	No Filings
ACUITY MUTUAL INSURANCE Group Total	1	1	100% ▲	No Filings	No Filings	No Filings
AIG INSURANCE	FROIs Filed	Timely FROIs	Compliance	Payments Made	Timely Payments	Compliance
CA015 AIG CLAIMS, INC	*	*	*	*	*	*
Total	*	*	*	*	*	*
AIG INSURANCE TPA Administered Claims						
CA040 BROADSPIRE SERVICES	3	3	100%	1	1	100%
CA070 CANNON COCHRAN MANAGEMENT SERVICES	1	0	0%	No Filings	No Filings	No Filings
CA116 CORVEL ENTERPRISE COMP	7	2	29%	3	2	67%
CA160 ESIS	5	4	80%	7	7	100%
CA190 GALLAGHER BASSETT SERVICES	34	26	76%	11	4	36%
CA204 HELMSMAN MANAGEMENT SERVICES	1	1	100%	1	1	100%
CA300 SEDGWICK CLAIMS MANAGEMENT SERVICES	26	19	73%	8	4	50%
TPA Total	77	55	71% ▼	31	19	61% ▼
AIG INSURANCE Group Total	77	55	71% ▼	31	19	61% ▼
AIM MUTUAL GROUP	FROIs Filed	Timely FROIs	Compliance	Payments Made	Timely Payments	Compliance
CA472 AIM MUTUAL INSURANCE	10	10	100%	3	3	100%
CA470 ASSOCIATED EMPLOYERS INSURANCE COMPANY	1	1	100%	1	1	100%
Total	11	11	100% ▲	4	4	100% ▲
AIM MUTUAL GROUP Group Total	11	11	100% ▲	4	4	100% ▲

INSURANCE GROUP COMPLIANCE

Lost Time FROI and Initial Indemnity Payments

Third Quarter 2023

7/1/2023 - 9/30/2023

Insurance Company	Total Lost Time FROIs Filed	Lost Time FROIs Filed Timely	Compliance Percentage	Total Initial Indemnity Payments Made	Initial Indemnity Payments Made Timely	Compliance Percentage
AMERICAN FINANCIAL GROUP	FROIs Filed	Timely FROIs	Compliance	Payments Made	Timely Payments	Compliance
CA192 GREAT AMERICAN ALLIANCE INSURANCE	2	0	0%	No Filings	No Filings	No Filings
CA267 NATIONAL INTERSTATE INSURANCE COMPANY	1	1	100%	No Filings	No Filings	No Filings
Total	3	1	33% ▼	No Filings	No Filings	No Filings
AMERICAN FINANCIAL GROUP TPA Administered Claims						
CA323 THE AMERICAN EQUITY UNDERWRITERS	1	1	100%	No Filings	No Filings	No Filings
TPA Total	1	1	100% ▲	No Filings	No Filings	No Filings
AMERICAN FINANCIAL GROUP Group Total	4	2	50% ▼	No Filings	No Filings	No Filings
AMERISURE INSURANCE	FROIs Filed	Timely FROIs	Compliance	Payments Made	Timely Payments	Compliance
CA013 AMERISURE INSURANCE	*	*	*	*	*	*
Total	*	*	*	*	*	*
AMERISURE INSURANCE TPA Administered Claims						
CA190 GALLAGHER BASSETT SERVICES	2	1	50%	No Filings	No Filings	No Filings
TPA Total	2	1	50% ▼	No Filings	No Filings	No Filings
AMERISURE INSURANCE Group Total	2	1	50% ▼	No Filings	No Filings	No Filings
AMTRUST INSURANCE	FROIs Filed	Timely FROIs	Compliance	Payments Made	Timely Payments	Compliance
CA437 SECURITY NATIONAL INSURANCE	6	2	33%	3	2	67%
CA342 TECHNOLOGY INSURANCE	4	1	25%	3	2	67%
CA381 WESCO INSURANCE	1	0	0%	2	0	0%
Total	11	3	27% ▼	8	4	50% ▼
AMTRUST INSURANCE Group Total	11	3	27% ▼	8	4	50% ▼
ARCH INSURANCE	FROIs Filed	Timely FROIs	Compliance	Payments Made	Timely Payments	Compliance
ARCH INSURANCE	*	*	*	*	*	*
CA072 CHARTER OAK FIRE INSURANCE	*	*	*	*	*	*
Total	*	*	*	*	*	*
ARCH INSURANCE TPA Administered Claims						
CA040 BROADSPIRE SERVICES	2	2	100%	1	1	100%
CA070 CANNON COCHRAN MANAGEMENT SERVICES	7	5	71%	3	3	100%
CA116 CORVEL ENTERPRISE COMP	1	1	100%	1	1	100%
CA190 GALLAGHER BASSETT SERVICES	7	6	86%	3	0	0%
CA204 HELMSMAN MANAGEMENT SERVICES	3	2	67%	1	1	100%
CA300 SEDGWICK CLAIMS MANAGEMENT SERVICES	4	0	0%	No Filings	No Filings	No Filings
TPA Total	24	16	67% ▼	9	6	67% ▼
ARCH INSURANCE Group Total	24	16	67% ▼	9	6	67% ▼

INSURANCE GROUP COMPLIANCE

Lost Time FROI and Initial Indemnity Payments

Third Quarter 2023

7/1/2023 - 9/30/2023

Insurance Company	Total Lost Time FROIs Filed	Lost Time FROIs Filed Timely	Compliance Percentage	Total Initial Indemnity Payments Made	Initial Indemnity Payments Made Timely	Compliance Percentage
AUTO OWNERS GROUP	FROIs Filed	Timely FROIs	Compliance	Payments Made	Timely Payments	Compliance
CA495 CONCORD GENERAL MUTUAL INSURANCE COMPANY	2	1	50%	1	1	100%
Total	2	1	50% ▼	1	1	100% ▲
AUTO OWNERS GROUP Group Total	2	1	50% ▼	1	1	100% ▲
AXA INSURANCE GROUP	FROIs Filed	Timely FROIs	Compliance	Payments Made	Timely Payments	Compliance
CA384 XL SPECIALTY INSURANCE	*	*	*	*	*	*
Total	*	*	*	*	*	*
AXA INSURANCE GROUP TPA Administered Claims						
CA040 BROADSPIRE SERVICES	1	1	100%	No Filings	No Filings	No Filings
CA110 CONSTITUTION STATE SERVICES	4	0	0%	3	2	67%
CA116 CORVEL ENTERPRISE COMP	1	1	100%	No Filings	No Filings	No Filings
CA117 COTTINGHAM & BUTLER CLAIMS SERVICES	2	1	50%	1	1	100%
CA190 GALLAGHER BASSETT SERVICES	5	4	80%	3	1	33%
CA300 SEDGWICK CLAIMS MANAGEMENT SERVICES	13	10	77%	3	3	100%
TPA Total	26	17	65% ▼	10	7	70% ▼
AXA INSURANCE GROUP Group Total	26	17	65% ▼	10	7	70% ▼
BATH IRON WORKS	FROIs Filed	Timely FROIs	Compliance	Payments Made	Timely Payments	Compliance
CA036 BATH IRON WORKS	9	9	100%	7	6	86%
Total	9	9	100% ▲	7	6	86% ▼
BATH IRON WORKS Group Total	9	9	100% ▲	7	6	86% ▼
BERKLEY CASUALTY INSURANCE	FROIs Filed	Timely FROIs	Compliance	Payments Made	Timely Payments	Compliance
CA485 BERKLEY CASUALTY INSURANCE	No Filings	No Filings	No Filings	1	0	0%
Total	No Filings	No Filings	No Filings	1	0	0% ▼
BERKLEY CASUALTY INSURANCE Group Total	No Filings	No Filings	No Filings	1	0	0% ▼
BERKSHIRE HATHAWAY GROUP	FROIs Filed	Timely FROIs	Compliance	Payments Made	Timely Payments	Compliance
CA114 BERKSHIRE HATHAWAY HOMESTATE INSURANCE	1	0	0%	1	0	0%
Total	1	0	0% ▼	1	0	0% ▼
BERKSHIRE HATHAWAY GROUP Group Total	1	0	0% ▼	1	0	0% ▼
BROADSPIRE SERVICES	FROIs Filed	Timely FROIs	Compliance	Payments Made	Timely Payments	Compliance
CA040 BROADSPIRE SERVICES	26	24	92%	9	9	100%
Total	26	24	92% ▲	9	9	100% ▲
BROADSPIRE SERVICES Group Total	26	24	92% ▲	9	9	100% ▲

Maine Workers' Compensation Board

Lost Time FROI Filing Benchmark: 85%

Initial Indemnity Payment Benchmark: 87%

▲ Indicates benchmark met or exceeded

▼ Indicates benchmark not met

INSURANCE GROUP COMPLIANCE

Lost Time FROI and Initial Indemnity Payments

Third Quarter 2023

7/1/2023 - 9/30/2023

Insurance Company	Total Lost Time FROIs Filed	Lost Time FROIs Filed Timely	Compliance Percentage	Total Initial Indemnity Payments Made	Initial Indemnity Payments Made Timely	Compliance Percentage
CANNON COCHRAN MANAGEMENT SERVICES	FROIs Filed	Timely FROIs	Compliance	Payments Made	Timely Payments	Compliance
CA070 CANNON COCHRAN MANAGEMENT SERVICES	45	35	78%	8	5	63%
Total	45	35	78% ▼	8	5	63% ▼
CANNON COCHRAN MANAGEMENT SERVICES Group Total	45	35	78% ▼	8	5	63% ▼
CAROLINA CASUALTY INS CO	FROIs Filed	Timely FROIs	Compliance	Payments Made	Timely Payments	Compliance
CAROLINA CASUALTY INS CO	*	*	*	*	*	*
Total	*	*	*	*	*	*
CAROLINA CASUALTY INS CO TPA Administered Claims						
CA485 BERKLEY CASUALTY COMPANY	No Filings	No Filings	No Filings	1	0	0%
CA190 GALLAGHER BASSETT SERVICES	5	4	80%	1	1	100%
TPA Total	5	4	80% ▼	2	1	50% ▼
CAROLINA CASUALTY INS CO Group Total	5	4	80% ▼	2	1	50% ▼
CHEROKEE INSURANCE	FROIs Filed	Timely FROIs	Compliance	Payments Made	Timely Payments	Compliance
CA044 CHEROKEE INSURANCE	No Filings	No Filings	No Filings	1	1	100%
Total	No Filings	No Filings	No Filings	1	1	100% ▲
CHEROKEE INSURANCE Group Total	No Filings	No Filings	No Filings	1	1	100% ▲
CHESTERFIELD SERVICES	FROIs Filed	Timely FROIs	Compliance	Payments Made	Timely Payments	Compliance
CA080 CHESTERFIELD SERVICES	1	1	100%	No Filings	No Filings	No Filings
Total	1	1	100% ▲	No Filings	No Filings	No Filings
CHESTERFIELD SERVICES Group Total	1	1	100% ▲	No Filings	No Filings	No Filings
CHUBB INSURANCE	FROIs Filed	Timely FROIs	Compliance	Payments Made	Timely Payments	Compliance
CA046 CHUBB INSURANCE	*	*	*	*	*	*
CA090 FEDERAL INSURANCE	*	*	*	*	*	*
INDEMNITY INS CO OF NORTH AMERICA	*	*	*	*	*	*
Total	*	*	*	*	*	*
CHUBB INSURANCE TPA Administered Claims						
CA040 BROADSPIRE SERVICES	1	1	100%	No Filings	No Filings	No Filings
CA070 CANNON COCHRAN MANAGEMENT SERVICES	3	3	100%	No Filings	No Filings	No Filings
CA110 CONSTITUTION STATE SERVICES	3	2	67%	2	2	100%
CA116 CORVEL ENTERPRISE COMP	11	10	91%	2	1	50%
CA160 ESIS	16	10	63%	8	7	88%
CA190 GALLAGHER BASSETT SERVICES	64	52	81%	17	11	65%
CA204 HELMSMAN MANAGEMENT SERVICES	20	18	90%	7	6	86%
CA300 SEDGWICK CLAIMS MANAGEMENT SERVICES	52	36	69%	11	8	73%
TPA Total	170	132	78% ▼	47	35	74% ▼
CHUBB INSURANCE Group Total	170	132	78% ▼	47	35	74% ▼

INSURANCE GROUP COMPLIANCE

Lost Time FROI and Initial Indemnity Payments

Third Quarter 2023

7/1/2023 - 9/30/2023

Insurance Company	Total Lost Time FROIs Filed	Lost Time FROIs Filed Timely	Compliance Percentage	Total Initial Indemnity Payments Made	Initial Indemnity Payments Made Timely	Compliance Percentage
CHURCH MUTUAL INSURANCE	FROIs Filed	Timely FROIs	Compliance	Payments Made	Timely Payments	Compliance
CA084 CHURCH MUTUAL INSURANCE	*	*	*	*	*	*
Total	*	*	*	*	*	*
CHURCH MUTUAL INSURANCE TPA Administered Claims						
CA160 ESIS	3	2	67%	1	0	0%
TPA Total	3	2	67% ▼	1	0	0% ▼
CHURCH MUTUAL INSURANCE Group Total	3	2	67% ▼	1	0	0% ▼
CINCINNATI FINANCIAL GROUP	FROIs Filed	Timely FROIs	Compliance	Payments Made	Timely Payments	Compliance
CA438 CINCINNATI INSURANCE	2	2	100%	No Filings	No Filings	No Filings
Total	2	2	100% ▲	No Filings	No Filings	No Filings
CINCINNATI FINANCIAL GROUP Group Total	2	2	100% ▲	No Filings	No Filings	No Filings
CNA INSURANCE	FROIs Filed	Timely FROIs	Compliance	Payments Made	Timely Payments	Compliance
CA083 CNA CLAIMS PLUS	2	1	50%	No Filings	No Filings	No Filings
CA087 THE CONTINENTAL INSURANCE	1	1	100%	1	1	100%
Total	3	2	67% ▼	1	1	100% ▲
CNA INSURANCE TPA Administered Claims						
CA040 BROADSPIRE SERVICES	1	1	100%	1	1	100%
CA190 GALLAGHER BASSETT SERVICES	2	2	100%	No Filings	No Filings	No Filings
CA300 SEDGWICK CLAIMS MANAGEMENT SERVICES	14	9	64%	1	1	100%
TPA Total	17	12	71% ▼	2	2	100% ▲
CNA INSURANCE Group Total	20	14	70% ▼	3	3	100% ▲
CONSTITUTION STATE SERVICES	FROIs Filed	Timely FROIs	Compliance	Payments Made	Timely Payments	Compliance
CA110 CONSTITUTION STATE SERVICES	7	2	29%	5	4	80%
Total	7	2	29% ▼	5	4	80% ▼
CONSTITUTION STATE SERVICES Group Total	7	2	29% ▼	5	4	80% ▼
CORVEL ENTERPRISE COMP	FROIs Filed	Timely FROIs	Compliance	Payments Made	Timely Payments	Compliance
CA116 CORVEL ENTERPRISE COMP	59	43	73%	19	16	84%
Total	59	43	73% ▼	19	16	84% ▼
CORVEL ENTERPRISE COMP Group Total	59	43	73% ▼	19	16	84% ▼
COTTINGHAM & BUTLER CLAIMS SERVICES	FROIs Filed	Timely FROIs	Compliance	Payments Made	Timely Payments	Compliance
CA117 COTTINGHAM & BUTLER CLAIMS SERVICES	8	2	25%	4	3	75%
Total	8	2	25% ▼	4	3	75% ▼
COTTINGHAM & BUTLER CLAIMS SERVICES Group Total	8	2	25% ▼	4	3	75% ▼

INSURANCE GROUP COMPLIANCE

Lost Time FROI and Initial Indemnity Payments

Third Quarter 2023

7/1/2023 - 9/30/2023

Insurance Company	Total Lost Time FROIs Filed	Lost Time FROIs Filed Timely	Compliance Percentage	Total Initial Indemnity Payments Made	Initial Indemnity Payments Made Timely	Compliance Percentage
CROSS INSURANCE	FROIs Filed	Timely FROIs	Compliance	Payments Made	Timely Payments	Compliance
CA093 CROSS INSURANCE	257	236	92%	27	24	89%
Total	257	236	92% ▲	27	24	89% ▲
CROSS INSURANCE Group Total	257	236	92% ▲	27	24	89% ▲
DELHAIZE AMERICA LLC	FROIs Filed	Timely FROIs	Compliance	Payments Made	Timely Payments	Compliance
CA496 DELHAIZE AMERICA LLC	71	64	90%	20	18	90%
Total	71	64	90% ▲	20	18	90% ▲
DELHAIZE AMERICA LLC Group Total	71	64	90% ▲	20	18	90% ▲
EASTERN ALLIANCE INSURANCE	FROIs Filed	Timely FROIs	Compliance	Payments Made	Timely Payments	Compliance
CA141 EASTERN ALLIANCE INSURANCE	98	67	68%	27	26	96%
Total	98	67	68% ▼	27	26	96% ▲
EASTERN ALLIANCE INSURANCE Group Total	98	67	68% ▼	27	26	96% ▲
ELECTRIC INSURANCE	FROIs Filed	Timely FROIs	Compliance	Payments Made	Timely Payments	Compliance
CA150 ELECTRIC INSURANCE	*	*	*	*	*	*
Total	*	*	*	*	*	*
ELECTRIC INSURANCE TPA Administered Claims						
CA300 SEDGWICK CLAIMS MANAGEMENT SERVICES	2	2	100%	No Filings	No Filings	No Filings
TPA Total	2	2	100% ▲	No Filings	No Filings	No Filings
ELECTRIC INSURANCE Group Total	2	2	100% ▲	No Filings	No Filings	No Filings
EMPLOYERS HOLDINGS GROUP	FROIs Filed	Timely FROIs	Compliance	Payments Made	Timely Payments	Compliance
CA481 EMPLOYERS COMPENSATION INSURANCE	1	0	0%	No Filings	No Filings	No Filings
CA479 EMPLOYERS PREFERRED INSURANCE	2	0	0%	No Filings	No Filings	No Filings
Total	3	0	0% ▼	No Filings	No Filings	No Filings
EMPLOYERS HOLDINGS GROUP Group Total	3	0	0% ▼	No Filings	No Filings	No Filings
ESIS	FROIs Filed	Timely FROIs	Compliance	Payments Made	Timely Payments	Compliance
CA160 ESIS	25	16	64%	17	15	88%
Total	25	16	64% ▼	17	15	88% ▲
ESIS Group Total	25	16	64% ▼	17	15	88% ▲

INSURANCE GROUP COMPLIANCE
 Lost Time FROI and Initial Indemnity Payments
 Third Quarter 2023
 7/1/2023 - 9/30/2023

Insurance Company	Total Lost Time FROIs Filed	Lost Time FROIs Filed Timely	Compliance Percentage	Total Initial Indemnity Payments Made	Initial Indemnity Payments Made Timely	Compliance Percentage
EVEREST REINS HOLDINGS GROUP	FROIs Filed	Timely FROIs	Compliance	Payments Made	Timely Payments	Compliance
EVEREST REINS HOLDINGS	*	*	*	*	*	*
Total	*	*	*	*	*	*
EVEREST REINS HOLDINGS GROUP TPA Administered Claims						
CA190 GALLAGHER BASSETT SERVICES	1	1	100%	No Filings	No Filings	No Filings
CA300 SEDGWICK CLAIMS MANAGEMENT SERVICES	5	1	20%	1	1	100%
TPA Total	6	2	33% ▼	1	1	100% ▲
EVEREST REINS HOLDINGS GROUP Group Total	6	2	33% ▼	1	1	100% ▲
FAIRFAX FINANCIAL GROUP	FROIs Filed	Timely FROIs	Compliance	Payments Made	Timely Payments	Compliance
CA257 NORTH RIVER INSURANCE	*	*	*	*	*	*
CA375 UNITED STATES FIRE INSURANCE	1	0	0%	No Filings	No Filings	No Filings
Total	1	0	0% ▼	No Filings	No Filings	No Filings
FAIRFAX FINANCIAL GROUP TPA Administered Claims						
CA040 BROADSPIRE SERVICES	1	1	100%	No Filings	No Filings	No Filings
CA190 GALLAGHER BASSETT SERVICES	1	1	100%	No Filings	No Filings	No Filings
TPA Total	2	2	100% ▲	No Filings	No Filings	No Filings
FAIRFAX FINANCIAL GROUP Group Total	3	2	67% ▼	No Filings	No Filings	No Filings
FEDERATED MUTUAL INSURANCE	FROIs Filed	Timely FROIs	Compliance	Payments Made	Timely Payments	Compliance
CA091 FEDERATED MUTUAL INSURANCE	3	2	67%	2	1	50%
Total	3	2	67% ▼	2	1	50% ▼
FEDERATED MUTUAL INSURANCE Group Total	3	2	67% ▼	2	1	50% ▼
FUTURECOMP	FROIs Filed	Timely FROIs	Compliance	Payments Made	Timely Payments	Compliance
CA175 FUTURECOMP	44	43	98%	7	6	86%
Total	44	43	98% ▲	7	6	86% ▼
FUTURECOMP Group Total	44	43	98% ▲	7	6	86% ▼
GALLAGHER BASSETT SERVICES	FROIs Filed	Timely FROIs	Compliance	Payments Made	Timely Payments	Compliance
CA190 GALLAGHER BASSETT SERVICES	288	239	83%	72	38	53%
Total	288	239	83% ▼	72	38	53% ▼
GALLAGHER BASSETT SERVICES Group Total	288	239	83% ▼	72	38	53% ▼
GREAT DIVIDE INSURANCE	FROIs Filed	Timely FROIs	Compliance	Payments Made	Timely Payments	Compliance
CA189 GREAT DIVIDE INSURANCE	1	0	0%	No Filings	No Filings	No Filings
Total	1	0	0% ▼	No Filings	No Filings	No Filings
GREAT DIVIDE INSURANCE Group Total	1	0	0% ▼	No Filings	No Filings	No Filings

Maine Workers' Compensation Board
 Lost Time FROI Filing Benchmark: 85%
 Initial Indemnity Payment Benchmark: 87%

▲ Indicates benchmark met or exceeded
 ▼ Indicates benchmark not met

INSURANCE GROUP COMPLIANCE

Lost Time FROI and Initial Indemnity Payments

Third Quarter 2023

7/1/2023 - 9/30/2023

Insurance Company	Total Lost Time FROIs Filed	Lost Time FROIs Filed Timely	Compliance Percentage	Total Initial Indemnity Payments Made	Initial Indemnity Payments Made Timely	Compliance Percentage
GROUP 1001 INS HOLDINGS GRP CLEAR SPRING PROPERTY & CASUALTY	FROIs Filed	Timely FROIs	Compliance	Payments Made	Timely Payments	Compliance
Total	*	*	*	*	*	*
GROUP 1001 INS HOLDINGS GRP TPA Administered Claims						
CA300 SEDGWICK CLAIMS MANAGEMENT SERVICES	3	1	33%	No Filings	No Filings	No Filings
TPA Total	3	1	33% ▼	No Filings	No Filings	No Filings
GROUP 1001 INS HOLDINGS GRP Group Total	3	1	33% ▼	No Filings	No Filings	No Filings
GUARD INSURANCE	FROIs Filed	Timely FROIs	Compliance	Payments Made	Timely Payments	Compliance
CA019 AMGUARD INSURANCE	11	7	64%	3	3	100%
CA140 EASTGUARD INSURANCE	*	*	*	*	*	*
CA272 NORGUARD INSURANCE	4	2	50%	2	2	100%
Total	15	9	60% ▼	5	5	100% ▲
GUARD INSURANCE Group Total	15	9	60% ▼	5	5	100% ▲
HANOVER INSURANCE	FROIs Filed	Timely FROIs	Compliance	Payments Made	Timely Payments	Compliance
CA428 ALLMERICA FINANCIAL BENEFIT INSURANCE	2	0	0%	No Filings	No Filings	No Filings
CA048 CITIZENS INSURANCE COMPANY OF AMERICA	5	3	60%	5	4	80%
CA429 HANOVER AMERICAN INSURANCE	1	1	100%	No Filings	No Filings	No Filings
CA202 HANOVER INSURANCE	1	0	0%	No Filings	No Filings	No Filings
Total	9	4	44% ▼	5	4	80% ▼
HANOVER INSURANCE Group Total	9	4	44% ▼	5	4	80% ▼
HARTFORD INSURANCE	FROIs Filed	Timely FROIs	Compliance	Payments Made	Timely Payments	Compliance
CA188 HARTFORD ACCIDENT & INDEMNITY	3	3	100%	1	1	100%
CA203 HARTFORD FIRE INSURANCE	5	5	100%	No Filings	No Filings	No Filings
CA186 HARTFORD INSURANCE COMPANY OF THE MIDWEST	2	1	50%	No Filings	No Filings	No Filings
CA187 HARTFORD UNDERWRITERS INSURANCE	5	3	60%	2	2	100%
CA288 PROPERTY & CASUALTY INSURANCE COMPANY OF HARTFORD	8	4	50%	7	7	100%
CA319 TRUMBULL INSURANCE	6	5	83%	1	1	100%
CA321 TWIN CITY FIRE INSURANCE	9	6	67%	4	3	75%
Total	38	27	71% ▼	15	14	93% ▲
HARTFORD INSURANCE TPA Administered Claims						
CA070 CANNON COCHRAN MANAGEMENT SERVICES	1	1	100%	No Filings	No Filings	No Filings
CA116 CORVEL ENTERPRISE COMP	2	1	50%	No Filings	No Filings	No Filings
CA300 SEDGWICK CLAIMS MANAGEMENT SERVICES	1	1	100%	1	1	100%
TPA Total	4	3	75% ▼	1	1	100% ▲
HARTFORD INSURANCE Group Total	42	30	71% ▼	16	15	94% ▲

INSURANCE GROUP COMPLIANCE

Lost Time FROI and Initial Indemnity Payments

Third Quarter 2023

7/1/2023 - 9/30/2023

Insurance Company	Total Lost Time FROIs Filed	Lost Time FROIs Filed Timely	Compliance Percentage	Total Initial Indemnity Payments Made	Initial Indemnity Payments Made Timely	Compliance Percentage
HELMSMAN MANAGEMENT SERVICES	FROIs Filed	Timely FROIs	Compliance	Payments Made	Timely Payments	Compliance
CA204 HELMSMAN MANAGEMENT SERVICES	25	22	88%	10	9	90%
Total	25	22	88% ▲	10	9	90% ▲
HELMSMAN MANAGEMENT SERVICES Group Total						
25	22	88% ▲	10	9	90% ▲	
HOUSTON INT INSURANCE GROUP	FROIs Filed	Timely FROIs	Compliance	Payments Made	Timely Payments	Compliance
IMPERIUM INSURANCE	*	*	*	*	*	*
Total	*	*	*	*	*	*
HOUSTON INT INSURANCE GROUP TPA Administered Claims						
CA190 GALLAGHER BASSETT SERVICES	1	1	100%	No Filings	No Filings	No Filings
TPA Total	1	1	100% ▲	No Filings	No Filings	No Filings
HOUSTON INT INSURANCE GROUP Group Total						
1	1	100% ▲	No Filings	No Filings	No Filings	
LIBERTY MUTUAL INSURANCE	FROIs Filed	Timely FROIs	Compliance	Payments Made	Timely Payments	Compliance
CA003 AMERICAN FIRE & CASUALTY INSURANCE	1	0	0%	No Filings	No Filings	No Filings
CA380 EMPLOYERS INSURANCE OF WAUSAU	2	0	0%	No Filings	No Filings	No Filings
CA210 LIBERTY MUTUAL INSURANCE	63	44	70%	23	22	96%
CA406 OHIO CASUALTY INSURANCE	2	2	100%	No Filings	No Filings	No Filings
CA407 OHIO SECURITY INSURANCE	2	0	0%	3	1	33%
Total	70	46	66% ▼	26	23	88% ▲
LIBERTY MUTUAL INSURANCE TPA Administered Claims						
CA300 SEDGWICK CLAIMS MANAGEMENT SERVICES	3	1	33%	1	0	0%
TPA Total	3	1	33% ▼	1	0	0% ▼
LIBERTY MUTUAL INSURANCE Group Total						
70	46	66% ▼	26	23	88% ▲	
MAINE EMPLOYERS' MUTUAL INSURANCE	FROIs Filed	Timely FROIs	Compliance	Payments Made	Timely Payments	Compliance
CA260 MAINE EMPLOYERS' MUTUAL INSURANCE	1141	847	74%	342	298	87%
Total	1141	847	74% ▼	342	298	87% ▲
MAINE EMPLOYERS' MUTUAL INSURANCE Group Total						
1141	847	74% ▼	342	298	87% ▲	
MAINE HEALTHCARE ASSOCIATION	FROIs Filed	Timely FROIs	Compliance	Payments Made	Timely Payments	Compliance
CA234 MAINE HEALTHCARE ASSOCIATION	22	22	100%	10	10	100%
Total	22	22	100% ▲	10	10	100% ▲
MAINE HEALTHCARE ASSOCIATION Group Total						
22	22	100% ▲	10	10	100% ▲	
MAINE MOTOR TRANSPORT ASSOCIATION	FROIs Filed	Timely FROIs	Compliance	Payments Made	Timely Payments	Compliance
CA230 MAINE MOTOR TRANSPORT ASSOCIATION	20	20	100%	3	3	100%
Total	20	20	100% ▲	3	3	100% ▲
MAINE MOTOR TRANSPORT ASSOCIATION Group Total						
20	20	100% ▲	3	3	100% ▲	

Maine Workers' Compensation Board

Lost Time FROI Filing Benchmark: 85%

Initial Indemnity Payment Benchmark: 87%

▲ Indicates benchmark met or exceeded

▼ Indicates benchmark not met

INSURANCE GROUP COMPLIANCE

Lost Time FROI and Initial Indemnity Payments

Third Quarter 2023

7/1/2023 - 9/30/2023

Insurance Company	Total Lost Time FROIs Filed	Lost Time FROIs Filed Timely	Compliance Percentage	Total Initial Indemnity Payments Made	Initial Indemnity Payments Made Timely	Compliance Percentage
MAINE MUNICIPAL ASSOCIATION	FROIs Filed	Timely FROIs	Compliance	Payments Made	Timely Payments	Compliance
CA225 MAINE MUNICIPAL ASSOCIATION	167	160	96%	28	25	89%
Total	167	160	96% ▲	28	25	89% ▲
MAINE MUNICIPAL ASSOCIATION Group Total	167	160	96% ▲	28	25	89% ▲
MAINE SCHOOL MANAGEMENT ASSOCIATION	FROIs Filed	Timely FROIs	Compliance	Payments Made	Timely Payments	Compliance
CA250 MAINE SCHOOL MANAGEMENT ASSOCIATION	40	35	88%	12	12	100%
Total	40	35	88% ▲	12	12	100% ▲
MAINE SCHOOL MANAGEMENT ASSOCIATION Group Total	40	35	88% ▲	12	12	100% ▲
MARKEL CORP GROUP	FROIs Filed	Timely FROIs	Compliance	Payments Made	Timely Payments	Compliance
CA434 MARKEL SERVICE INCORPORATED	1	1	100%	1	1	100%
Total	1	1	100% ▲	1	1	100% ▲
MARKEL CORP GROUP TPA Administered Claims						
CA070 CANNON COCHRAN MANAGEMENT SERVICES	1	0	0%	No Filings	No Filings	No Filings
CA300 SEDGWICK CLAIMS MANAGEMENT SERVICES	1	0	0%	No Filings	No Filings	No Filings
TPA Total	2	0	0% ▼	No Filings	No Filings	No Filings
MARKEL CORP GROUP Group Total	3	1	33% ▼	1	1	100% ▲
MEADOWBROOK INSURANCE	FROIs Filed	Timely FROIs	Compliance	Payments Made	Timely Payments	Compliance
CA255 MEADOWBROOK INSURANCE	1	1	100%	No Filings	No Filings	No Filings
Total	1	1	100% ▲	No Filings	No Filings	No Filings
MEADOWBROOK INSURANCE Group Total	1	1	100% ▲	No Filings	No Filings	No Filings
MITSUI SUMITOMO INS CO OF AMERICA	FROIs Filed	Timely FROIs	Compliance	Payments Made	Timely Payments	Compliance
MITSUI SUMITOMO INS CO OF AMERICA	*	*	*	*	*	*
Total	*	*	*	*	*	*
MITSUI SUMITOMO INS CO OF AMERICA TPA Administered Claims						
CA070 CANNON COCHRAN MANAGEMENT SERVICES	1	0	0%	1	0	0%
TPA Total	1	0	0% ▼	1	0	0% ▼
MITSUI SUMITOMO INS CO OF AMERICA Group Total	1	0	0% ▼	1	0	0% ▼
NATIONWIDE INSURANCE	FROIs Filed	Timely FROIs	Compliance	Payments Made	Timely Payments	Compliance
CA289 NATIONAL CASUALTY	1	1	100%	No Filings	No Filings	No Filings
CA291 NATIONWIDE AGRIBUSINESS INSURANCE	1	1	100%	No Filings	No Filings	No Filings
Total	2	2	100% ▲	No Filings	No Filings	No Filings
NATIONWIDE INSURANCE Group Total	2	2	100% ▲	No Filings	No Filings	No Filings

INSURANCE GROUP COMPLIANCE

Lost Time FROI and Initial Indemnity Payments

Third Quarter 2023

7/1/2023 - 9/30/2023

Insurance Company	Total Lost Time FROIs Filed	Lost Time FROIs Filed Timely	Compliance Percentage	Total Initial Indemnity Payments Made	Initial Indemnity Payments Made Timely	Compliance Percentage
NEXT LEVEL ADMINISTRATOR LLC	FROIs Filed	Timely FROIs	Compliance	Payments Made	Timely Payments	Compliance
CA433 NEXT LEVEL ADMINISTRATORS LLC	6	5	83%	1	0	0%
Total	6	5	83% ▼	1	0	0% ▼
NEXT LEVEL ADMINISTRATOR LLC Group Total						
	6	5	83% ▼	1	0	0% ▼
NORTH AMERICAN RISK SERVICE	FROIs Filed	Timely FROIs	Compliance	Payments Made	Timely Payments	Compliance
CA268 NORTH AMERICAN RISK SERVICE	No Filings	No Filings	No Filings	1	0	0%
Total	No Filings	No Filings	No Filings	1	0	0% ▼
NORTH AMERICAN RISK SERVICE Group Total						
	No Filings	No Filings	No Filings	1	0	0% ▼
OLD REPUBLIC INSURANCE	FROIs Filed	Timely FROIs	Compliance	Payments Made	Timely Payments	Compliance
CA196 GREAT WEST INSURANCE	1	0	0%	1	0	0%
OLD REPUBLIC GENERAL INSURANCE CORP.	*	*	*	*	*	*
OLD REPUBLIC INSURANCE	*	*	*	*	*	*
Total	1	0	0% ▼	1	0	0% ▼
OLD REPUBLIC INSURANCE TPA Administered Claims						
CA040 BROADSPIRE SERVICES	4	4	100%	1	1	100%
CA070 CANNON COCHRAN MANAGEMENT SERVICES	9	8	89%	2	1	50%
CA190 GALLAGHER BASSETT SERVICES	22	20	91%	6	4	67%
CA280 RISK ENTERPRISE MANAGEMENT	1	0	0%	3	2	67%
CA300 SEDGWICK CLAIMS MANAGEMENT SERVICES	7	5	71%	3	3	100%
TPA Total	43	37	86% ▲	15	11	73% ▼
OLD REPUBLIC INSURANCE Group Total						
	44	37	84% ▼	16	11	69% ▼
PENNSYLVANIA MFG ASSN	FROIs Filed	Timely FROIs	Compliance	Payments Made	Timely Payments	Compliance
MANUFACTURERS ALLIANCE INSURANCE	*	*	*	*	*	*
PENNSYLVANIA MFG ASSN	*	*	*	*	*	*
PENNSYLVANIA MFG INDEMNITY CO	*	*	*	*	*	*
Total	*	*	*	*	*	*
PENNSYLVANIA MFG ASSN TPA Administered Claims						
CA190 GALLAGHER BASSETT SERVICES	35	30	86%	5	3	60%
TPA Total	35	30	86% ▲	5	3	60% ▼
PENNSYLVANIA MFG ASSN Group Total						
	35	30	86% ▲	5	3	60% ▼

INSURANCE GROUP COMPLIANCE
 Lost Time FROI and Initial Indemnity Payments
 Third Quarter 2023
 7/1/2023 - 9/30/2023

Insurance Company	Total Lost Time FROIs Filed	Lost Time FROIs Filed Timely	Compliance Percentage	Total Initial Indemnity Payments Made	Initial Indemnity Payments Made Timely	Compliance Percentage
PROTECTIVE INSURANCE	FROIs Filed	Timely FROIs	Compliance	Payments Made	Timely Payments	Compliance
CA277 PROTECTIVE INSURANCE COMPANY	*	*	*	*	*	*
Total	*	*	*	*	*	*
PROTECTIVE INSURANCE TPA Administered Claims						
CA040 BROADSPIRE SERVICES	4	2	50%	3	3	100%
TPA Total	4	2	50% ▼	3	3	100% ▲
PROTECTIVE INSURANCE Group Total	4	2	50% ▼	3	3	100% ▲
QBE INSURANCE GROUP	FROIs Filed	Timely FROIs	Compliance	Payments Made	Timely Payments	Compliance
QBE INSURANCE GROUP	*	*	*	*	*	*
Total	*	*	*	*	*	*
QBE INSURANCE GROUP TPA Administered Claims						
CA268 NORTH AMERICAN RISK SERVICES	No Filings	No Filings	No Filings	1	1	100%
CA300 SEDGWICK CLAIMS MANAGEMENT SERVICES	8	5	63%	3	3	100%
TPA Total	8	5	63% ▼	4	4	100% ▲
QBE INSURANCE GROUP Group Total	8	5	63% ▼	4	4	100% ▲
RISK ENTERPRISE MANAGEMENT	FROIs Filed	Timely FROIs	Compliance	Payments Made	Timely Payments	Compliance
CA280 RISK ENTERPRISE MANAGEMENT	2	0	0%	4	2	50%
Total	2	0	0% ▼	4	2	50% ▼
RISK ENTERPRISE MANAGEMENT Group Total	2	0	0% ▼	4	2	50% ▼
SAFETY NATIONAL CASUALTY CORP	FROIs Filed	Timely FROIs	Compliance	Payments Made	Timely Payments	Compliance
SAFETY NATIONAL CASUALTY CORP	*	*	*	*	*	*
Total	*	*	*	*	*	*
SAFETY NATIONAL CASUALTY CORP TPA Administered Claims						
CA040 BROADSPIRE SERVICES	3	3	100%	1	1	100%
CA116 CORVEL ENTERPRISE COMP	2	1	50%	2	1	50%
CA190 GALLAGHER BASSETT SERVICES	17	15	88%	5	5	100%
CA204 HELMSMAN MANAGEMENT SERVICES	1	1	100%	1	1	100%
CA280 RISK ENTERPRISE MANAGEMENT	1	0	0%	1	0	0%
CA300 SEDGWICK CLAIMS MANAGEMENT SERVICES	7	7	100%	1	0	0%
TPA Total	31	27	87% ▲	11	8	73% ▼
SAFETY NATIONAL CASUALTY CORP Group Total	31	27	87% ▲	11	8	73% ▼

INSURANCE GROUP COMPLIANCE

Lost Time FROI and Initial Indemnity Payments

Third Quarter 2023

7/1/2023 - 9/30/2023

Insurance Company	Total Lost Time FROIs Filed	Lost Time FROIs Filed Timely	Compliance Percentage	Total Initial Indemnity Payments Made	Initial Indemnity Payments Made Timely	Compliance Percentage
SAGAMORE INSURANCE	FROIs Filed	Timely FROIs	Compliance	Payments Made	Timely Payments	Compliance
SAGAMORE INSURANCE	*	*	*	*	*	*
Total	*	*	*	*	*	*
SAGAMORE INSURANCE TPA Administered Claims						
CA040 BROADSPIRE SERVICES	2	2	100%	No Filings	No Filings	No Filings
TPA Total	2	2	100% ▲	No Filings	No Filings	No Filings
SAGAMORE INSURANCE Group Total	2	2	100% ▲	No Filings	No Filings	No Filings
SEDGWICK CLAIMS MANAGEMENT SERVICES	FROIs Filed	Timely FROIs	Compliance	Payments Made	Timely Payments	Compliance
CA300 SEDGWICK CLAIMS MANAGEMENT SERVICES	200	136	68%	49	34	69%
Total	200	136	68% ▼	49	34	69% ▼
SEDGWICK CLAIMS MANAGEMENT SERVICES Group Total	200	136	68% ▼	49	34	69% ▼
SENTRY INSURANCE	FROIs Filed	Timely FROIs	Compliance	Payments Made	Timely Payments	Compliance
CA207 FLORISTS MUTUAL INSURANCE	4	3	75%	No Filings	No Filings	No Filings
CA426 MIDDLESEX INSURANCE COMPANY	3	1	33%	1	0	0%
CA402 SENTRY CASUALTY	2	0	0%	4	3	75%
CA305 SENTRY INSURANCE	10	7	70%	4	4	100%
CA308 SENTRY SELECT INSURANCE	1	0	0%	No Filings	No Filings	No Filings
Total	20	11	55% ▼	9	7	78% ▼
SENTRY INSURANCE Group Total	20	11	55% ▼	9	7	78% ▼
SERVICE AMERICAN INDEMNITY TPA Administered Claims	FROIs Filed	Timely FROIs	Compliance	Payments Made	Timely Payments	Compliance
CA040 BROADSPIRE SERVICES	1	1	100%	No Filings	No Filings	No Filings
TPA Total	1	1	100% ▲	No Filings	No Filings	No Filings
SERVICE AMERICAN INDEMNITY Group Total	1	1	100% ▲	No Filings	No Filings	No Filings
SOMPO JAPAN INSURANCE	FROIs Filed	Timely FROIs	Compliance	Payments Made	Timely Payments	Compliance
SOMPO JAPAN INSURANCE COMPANY OF AMERICA	*	*	*	*	*	*
Total	*	*	*	*	*	*
SOMPO JAPAN INSURANCE TPA Administered Claims						
CA190 GALLAGHER BASSETT SERVICES	1	1	100%	No Filings	No Filings	No Filings
TPA Total	1	1	100% ▲	No Filings	No Filings	No Filings
SOMPO JAPAN INSURANCE Group Total	1	1	100% ▲	No Filings	No Filings	No Filings

INSURANCE GROUP COMPLIANCE

Lost Time FROI and Initial Indemnity Payments

Third Quarter 2023

7/1/2023 - 9/30/2023

Insurance Company	Total Lost Time FROIs Filed	Lost Time FROIs Filed Timely	Compliance Percentage	Total Initial Indemnity Payments Made	Initial Indemnity Payments Made Timely	Compliance Percentage
STARR INDEMNITY INSURANCE	FROIs Filed	Timely FROIs	Compliance	Payments Made	Timely Payments	Compliance
STARR INDEMNITY INSURANCE	*	*	*	*	*	*
Total	*	*	*	*	*	*
STARR INDEMNITY INSURANCE TPA Administered Claims						
CA190 GALLAGHER BASSETT SERVICES	13	12	92%	2	0	0%
CA300 SEDGWICK CLAIMS MANAGEMENT SERVICES	6	2	33%	2	2	100%
TPA Total	19	14	74% ▼	4	2	50% ▼
STARR INDEMNITY INSURANCE Group Total	19	14	74% ▼	4	2	50% ▼
STARSTONE NATIONAL INSURANCE	FROIs Filed	Timely FROIs	Compliance	Payments Made	Timely Payments	Compliance
STARSTONE NATIONAL INSURANCE	*	*	*	*	*	*
Total	*	*	*	*	*	*
STARSTONE NATIONAL INSURANCE TPA Administered Claims						
CA070 CANNON COCHRAN MANAGEMENT SERVICES	1	1	100%	No Filings	No Filings	No Filings
TPA Total	1	1	100% ▲	No Filings	No Filings	No Filings
STARSTONE NATIONAL INSURANCE Group Total	1	1	100% ▲	No Filings	No Filings	No Filings
STATE OF MAINE WORKERS' COMPENSATION TRUST	FROIs Filed	Timely FROIs	Compliance	Payments Made	Timely Payments	Compliance
CA307 STATE OF MAINE WORKERS' COMPENSATION TRUST	129	123	95%	28	27	96%
Total	129	123	95% ▲	28	27	96% ▲
STATE OF MAINE WORKERS' COMPENSATION TRUST Group Total	129	123	95% ▲	28	27	96% ▲
SYNERNET	FROIs Filed	Timely FROIs	Compliance	Payments Made	Timely Payments	Compliance
CA320 SYNERNET	246	235	96%	57	49	86%
Total	246	235	96% ▲	57	49	86% ▼
SYNERNET Group Total	246	235	96% ▲	57	49	86% ▼
THE AMERICAN EQUITY UNDERWRITERS	FROIs Filed	Timely FROIs	Compliance	Payments Made	Timely Payments	Compliance
CA323 THE AMERICAN EQUITY UNDERWRITERS	1	1	100%	No Filings	No Filings	No Filings
Total	1	1	100% ▲	No Filings	No Filings	No Filings
THE AMERICAN EQUITY UNDERWRITERS Group Total	1	1	100% ▲	No Filings	No Filings	No Filings

INSURANCE GROUP COMPLIANCE
 Lost Time FROI and Initial Indemnity Payments
 Third Quarter 2023
 7/1/2023 - 9/30/2023

Insurance Company	Total Lost Time FROIs Filed	Lost Time FROIs Filed Timely	Compliance Percentage	Total Initial Indemnity Payments Made	Initial Indemnity Payments Made Timely	Compliance Percentage
TRAVELERS INSURANCE	FROIs Filed	Timely FROIs	Compliance	Payments Made	Timely Payments	Compliance
CA072 CHARTER OAK FIRE INSURANCE	5	1	20%	3	2	67%
CA164 FARMINGTON CASUALTY	1	1	100%	No Filings	No Filings	No Filings
CA284 PHOENIX INSURANCE	2	1	50%	2	2	100%
CA306 STANDARD FIRE INSURANCE	38	18	47%	19	13	68%
CA347 TRAVELERS CASUALTY & SURETY	1	0	0%	No Filings	No Filings	No Filings
CA348 TRAVELERS CASUALTY INSURANCE COMPANY OF AMERICA	4	4	100%	1	1	100%
CA349 TRAVELERS COMMERCIAL CASUALTY	4	2	50%	No Filings	No Filings	No Filings
CA346 TRAVELERS INDEMNITY COMPANY OF AMERICA	3	1	33%	2	2	100%
Total	58	28	48% ▼	27	20	74% ▼
TRAVELERS INSURANCE TPA Administered Claims						
CA300 SEDGWICK CLAIMS MANAGEMENT SERVICES	1	0	0%	2	1	50%
TPA Total	1	0	0% ▼	2	1	50% ▼
TRAVELERS INSURANCE Group Total	59	28	47% ▼	29	21	72% ▼
TYSON FOODS INC	FROIs Filed	Timely FROIs	Compliance	Payments Made	Timely Payments	Compliance
CA435 TYSON FOODS INC	1	1	100%	No Filings	No Filings	No Filings
Total	1	1	100% ▲	No Filings	No Filings	No Filings
TYSON FOODS INC Group Total	1	1	100% ▲	No Filings	No Filings	No Filings
VANLINER INSURANCE	FROIs Filed	Timely FROIs	Compliance	Payments Made	Timely Payments	Compliance
CA379 VANLINER INSURANCE	8	8	100%	4	4	100%
Total	8	8	100% ▲	4	4	100% ▲
VANLINER INSURANCE Group Total	8	8	100% ▲	4	4	100% ▲
WALMART CLAIMS SERVICES	FROIs Filed	Timely FROIs	Compliance	Payments Made	Timely Payments	Compliance
CA100 WALMART CLAIMS SERVICES	101	97	96%	7	7	100%
Total	101	97	96% ▲	7	7	100% ▲
WALMART CLAIMS SERVICES Group Total	101	97	96% ▲	7	7	100% ▲

INSURANCE GROUP COMPLIANCE

Lost Time FROI and Initial Indemnity Payments

Third Quarter 2023

7/1/2023 - 9/30/2023

Insurance Company	Total Lost Time FROIs Filed	Lost Time FROIs Filed Timely	Compliance Percentage	Total Initial Indemnity Payments Made	Initial Indemnity Payments Made Timely	Compliance Percentage
ZURICH INSURANCE	FROIs Filed	Timely FROIs	Compliance	Payments Made	Timely Payments	Compliance
CA022 AMERICAN ZURICH	22	17	77%	6	3	50%
CA400 ZURICH AMERICAN INSURANCE	8	6	75%	No Filings	No Filings	No Filings
CA404 ZURICH AMERICAN INSURANCE COMPANY OF ILLINOIS	1	1	100%	No Filings	No Filings	No Filings
Total	31	24	77% ▼	6	3	50% ▼
ZURICH INSURANCE TPA Administered Claims						
CA040 BROADSPIRE SERVICES	2	2	100%	1	1	100%
CA080 CHESTERFIELD SERVICES	1	1	100%	No Filings	No Filings	No Filings
CA116 CORVEL ENTERPRISE COMP	18	14	78%	9	9	100%
CA117 COTTINGHAM & BUTLER CLAIMS SERVICES	6	1	17%	3	2	67%
CA160 ESIS	1	0	0%	1	1	100%
CA190 GALLAGHER BASSETT SERVICES	31	25	81%	8	3	38%
CA300 SEDGWICK CLAIMS MANAGEMENT SERVICES	7	6	86%	2	2	100%
TPA Total	66	49	74% ▼	24	18	75% ▼
ZURICH INSURANCE Group Total	97	73	75% ▼	30	21	70% ▼

Appendix B

**Insurance Group Compliance
Initial MOP and Initial Indemnity NOC Filings
Third Quarter
7/1/2023-9/30/2023**

INSURANCE GROUP COMPLIANCE
Initial MOP and Initial Indemnity NOC Filings
Third Quarter 2023
7/1/2023 - 9/30/2023

Insurance Company	Total Initial MOPs Filed	Initial MOPs Filed Timely	Compliance Percentage	Total Initial Indemnity NOCs Filed	Initial Indemnity NOCs Filed Timely	Compliance Percentage
ACADIA INSURANCE	MOPs Filed	Timely MOPs	Compliance	NOCs Filed	Timely NOCs	Compliance
CA010 ACADIA INSURANCE	23	23	100%	7	5	71%
Total	23	23	100% ▲	7	5	71% ▼
ACADIA INSURANCE Group Total	23	23	100% ▲	7	5	71% ▼
ACCIDENT FUND INSURANCE	MOPs Filed	Timely MOPs	Compliance	NOCs Filed	Timely NOCs	Compliance
ACCIDENT FUND INSURANCE	*	*	*	*	*	*
Total	*	*	*	*	*	*
ACCIDENT FUND INSURANCE TPA Administered Claims						
CA190 GALLAGHER BASSETT SERVICES	2	0	0%	No Filings	No Filings	No Filings
TPA Total	2	0	0% ▼	No Filings	No Filings	No Filings
ACCIDENT FUND INSURANCE Group Total	2	0	0% ▼	No Filings	No Filings	No Filings
ACUITY MUTUAL INSURANCE	MOPs Filed	Timely MOPs	Compliance	NOCs Filed	Timely NOCs	Compliance
CA418 ACUITY MUTUAL INSURANCE	No Filings	No Filings	No Filings	No Filings	No Filings	No Filings
Total	No Filings	No Filings	No Filings	No Filings	No Filings	No Filings
ACUITY MUTUAL INSURANCE Group Total	No Filings	No Filings	No Filings	No Filings	No Filings	No Filings
AIG INSURANCE	MOPs Filed	Timely MOPs	Compliance	NOCs Filed	Timely NOCs	Compliance
CA015 AIG CLAIMS, INC	*	*	*	*	*	*
Total	*	*	*	*	*	*
AIG INSURANCE TPA Administered Claims						
CA040 BROADSPIRE SERVICES	1	1	100%	2	2	100%
CA070 CANNON COCHRAN MANAGEMENT SERVICES	No Filings	No Filings	No Filings	No Filings	No Filings	No Filings
CA116 CORVEL ENTERPRISE COMP	3	3	100%	No Filings	No Filings	No Filings
CA160 ESIS	7	7	100%	No Filings	No Filings	No Filings
CA190 GALLAGHER BASSETT SERVICES	11	4	36%	2	2	100%
CA204 HELMSMAN MANAGEMENT SERVICES	1	1	100%	No Filings	No Filings	No Filings
CA300 SEDGWICK CLAIMS MANAGEMENT SERVICES	8	5	63%	3	3	100%
TPA Total	31	21	68% ▼	7	7	100% ▲
AIG INSURANCE Group Total	31	21	68% ▼	7	7	100% ▲
AIM MUTUAL GROUP	MOPs Filed	Timely MOPs	Compliance	NOCs Filed	Timely NOCs	Compliance
CA472 AIM MUTUAL INSURANCE	3	3	100%	No Filings	No Filings	No Filings
CA470 ASSOCIATED EMPLOYERS INSURANCE COMPANY	1	1	100%	No Filings	No Filings	No Filings
Total	4	4	100% ▲	No Filings	No Filings	No Filings
AIM MUTUAL GROUP Group Total	4	4	100% ▲	No Filings	No Filings	No Filings

INSURANCE GROUP COMPLIANCE
Initial MOP and Initial Indemnity NOC Filings
Third Quarter 2023
7/1/2023 - 9/30/2023

Insurance Company	Total Initial MOPs Filed	Initial MOPs Filed Timely	Compliance Percentage	Total Initial Indemnity NOCs Filed	Initial Indemnity NOCs Filed Timely	Compliance Percentage
AMERICAN FINANCIAL GROUP	MOPs Filed	Timely MOPs	Compliance	NOCs Filed	Timely NOCs	Compliance
CA192 GREAT AMERICAN ALLIANCE INSURANCE	No Filings	No Filings	No Filings	No Filings	No Filings	No Filings
CA267 NATIONAL INTERSTATE INSURANCE COMPANY	No Filings	No Filings	No Filings	No Filings	No Filings	No Filings
Total	No Filings	No Filings	No Filings	No Filings	No Filings	No Filings
AMERICAN FINANCIAL GROUP TPA Administered Claims						
CA323 THE AMERICAN EQUITY UNDERWRITERS	No Filings	No Filings	No Filings	No Filings	No Filings	No Filings
TPA Total	No Filings	No Filings	No Filings	No Filings	No Filings	No Filings
AMERICAN FINANCIAL GROUP Group Total	No Filings	No Filings	No Filings	No Filings	No Filings	No Filings
AMERISURE INSURANCE	MOPs Filed	Timely MOPs	Compliance	NOCs Filed	Timely NOCs	Compliance
CA013 AMERISURE INSURANCE	*	*	*	*	*	*
Total	*	*	*	*	*	*
AMERISURE INSURANCE TPA Administered Claims						
CA190 GALLAGHER BASSETT SERVICES	No Filings	No Filings	No Filings	No Filings	No Filings	No Filings
TPA Total	No Filings	No Filings	No Filings	No Filings	No Filings	No Filings
AMERISURE INSURANCE Group Total	No Filings	No Filings	No Filings	No Filings	No Filings	No Filings
AMTRUST INSURANCE	MOPs Filed	Timely MOPs	Compliance	NOCs Filed	Timely NOCs	Compliance
CA437 SECURITY NATIONAL INSURANCE	3	3	100%	2	1	50%
CA342 TECHNOLOGY INSURANCE	3	2	67%	1	0	0%
CA381 WESCO INSURANCE	2	0	0%	No Filings	No Filings	No Filings
Total	8	5	63% ▼	3	1	33% ▼
AMTRUST INSURANCE Group Total	8	5	63% ▼	3	1	33% ▼
ARCH INSURANCE	MOPs Filed	Timely MOPs	Compliance	NOCs Filed	Timely NOCs	Compliance
ARCH INSURANCE	*	*	*	*	*	*
CA072 CHARTER OAK FIRE INSURANCE	*	*	*	*	*	*
Total	*	*	*	*	*	*
ARCH INSURANCE TPA Administered Claims						
CA040 BROADSPIRE SERVICES	1	1	100%	1	1	100%
CA070 CANNON COCHRAN MANAGEMENT SERVICES	3	3	100%	2	1	50%
CA116 CORVEL ENTERPRISE COMP	1	1	100%	No Filings	No Filings	No Filings
CA190 GALLAGHER BASSETT SERVICES	3	0	0%	1	1	100%
CA204 HELMSMAN MANAGEMENT SERVICES	1	1	100%	2	0	0%
CA300 SEDGWICK CLAIMS MANAGEMENT SERVICES	No Filings	No Filings	No Filings	1	0	0%
TPA Total	9	6	67% ▼	7	3	43% ▼
ARCH INSURANCE Group Total	9	6	67% ▼	7	3	43% ▼

INSURANCE GROUP COMPLIANCE
Initial MOP and Initial Indemnity NOC Filings
Third Quarter 2023
7/1/2023 - 9/30/2023

Insurance Company	Total Initial MOPs Filed	Initial MOPs Filed Timely	Compliance Percentage	Total Initial Indemnity NOCs Filed	Initial Indemnity NOCs Filed Timely	Compliance Percentage
AUTO OWNERS GROUP	MOPs Filed	Timely MOPs	Compliance	NOCs Filed	Timely NOCs	Compliance
CA495 CONCORD GENERAL MUTUAL INSURANCE COMPANY	1	1	100%	No Filings	No Filings	No Filings
Total	1	1	100% ▲	No Filings	No Filings	No Filings
AUTO OWNERS GROUP Group Total	1	1	100% ▲	No Filings	No Filings	No Filings
AXA INSURANCE GROUP	MOPs Filed	Timely MOPs	Compliance	NOCs Filed	Timely NOCs	Compliance
CA384 XL SPECIALTY INSURANCE	*	*	*	*	*	*
Total	*	*	*	*	*	*
AXA INSURANCE GROUP TPA Administered Claims						
CA040 BROADSPIRE SERVICES	No Filings	No Filings	No Filings	1	1	100%
CA110 CONSTITUTION STATE SERVICES	3	3	100%	No Filings	No Filings	No Filings
CA116 CORVEL ENTERPRISE COMP	No Filings	No Filings	No Filings	No Filings	No Filings	No Filings
CA117 COTTINGHAM & BUTLER CLAIMS SERVICES	1	1	100%	No Filings	No Filings	No Filings
CA190 GALLAGHER BASSETT SERVICES	3	1	33%	No Filings	No Filings	No Filings
CA300 SEDGWICK CLAIMS MANAGEMENT SERVICES	3	3	100%	No Filings	No Filings	No Filings
TPA Total	10	8	80% ▼	1	1	100% ▲
AXA INSURANCE GROUP Group Total	10	8	80% ▼	1	1	100% ▲
BATH IRON WORKS	MOPs Filed	Timely MOPs	Compliance	NOCs Filed	Timely NOCs	Compliance
CA036 BATH IRON WORKS	7	7	100%	2	2	100%
Total	7	7	100% ▲	2	2	100% ▲
BATH IRON WORKS Group Total	7	7	100% ▲	2	2	100% ▲
BERKLEY CASUALTY INSURANCE	MOPs Filed	Timely MOPs	Compliance	NOCs Filed	Timely NOCs	Compliance
CA485 BERKLEY CASUALTY INSURANCE	1	0	0%	No Filings	No Filings	No Filings
Total	1	0	0% ▼	No Filings	No Filings	No Filings
BERKLEY CASUALTY INSURANCE Group Total	1	0	0% ▼	No Filings	No Filings	No Filings
BERKSHIRE HATHAWAY GROUP	MOPs Filed	Timely MOPs	Compliance	NOCs Filed	Timely NOCs	Compliance
CA114 BERKSHIRE HATHAWAY HOMESTATE INSURANCE	1	0	0%	No Filings	No Filings	No Filings
Total	1	0	0% ▼	No Filings	No Filings	No Filings
BERKSHIRE HATHAWAY GROUP Group Total	1	0	0% ▼	No Filings	No Filings	No Filings
BROADSPIRE SERVICES	MOPs Filed	Timely MOPs	Compliance	NOCs Filed	Timely NOCs	Compliance
CA040 BROADSPIRE SERVICES	9	9	100%	8	8	100%
Total	9	9	100% ▲	8	8	100% ▲
BROADSPIRE SERVICES Group Total	9	9	100% ▲	8	8	100% ▲
CANNON COCHRAN MANAGEMENT SERVICES	MOPs Filed	Timely MOPs	Compliance	NOCs Filed	Timely NOCs	Compliance
CA070 CANNON COCHRAN MANAGEMENT SERVICES	8	4	50%	15	14	93%
Total	8	4	50% ▼	15	14	93% ▲
CANNON COCHRAN MANAGEMENT SERVICES Group Total	8	4	50% ▼	15	14	93% ▲

Maine Workers' Compensation Board
Initial MOP Filing Benchmark: 85%
Initial Indemnity NOC Benchmark: 90%

▲ Indicates benchmark met or exceeded
▼ Indicates benchmark not met

INSURANCE GROUP COMPLIANCE
Initial MOP and Initial Indemnity NOC Filings
Third Quarter 2023
7/1/2023 - 9/30/2023

Insurance Company	Total Initial MOPs Filed	Initial MOPs Filed Timely	Compliance Percentage	Total Initial Indemnity NOCs Filed	Initial Indemnity NOCs Filed Timely	Compliance Percentage
CAROLINA CASUALTY INS CO	MOPs Filed	Timely MOPs	Compliance	NOCs Filed	Timely NOCs	Compliance
CAROLINA CASUALTY INS CO	*	*	*	*	*	*
Total	*	*	*	*	*	*
CAROLINA CASUALTY INS CO TPA Administered Claims						
CA485 BERKLEY CASUALTY COMPANY	1	0	0%	No Filings	No Filings	No Filings
CA190 GALLAGHER BASSETT SERVICES	1	1	100%	No Filings	No Filings	No Filings
TPA Total	2	1	50% ▼	No Filings	No Filings	No Filings
CAROLINA CASUALTY INS CO Group Total	2	1	50% ▼	No Filings	No Filings	No Filings
CHEROKEE INSURANCE	MOPs Filed	Timely MOPs	Compliance	NOCs Filed	Timely NOCs	Compliance
CA044 CHEROKEE INSURANCE	1	1	100%	No Filings	No Filings	No Filings
Total	1	1	100% ▲	No Filings	No Filings	No Filings
CHEROKEE INSURANCE Group Total	1	1	100% ▲	No Filings	No Filings	No Filings
CHESTERFIELD SERVICES	MOPs Filed	Timely MOPs	Compliance	NOCs Filed	Timely NOCs	Compliance
CA080 CHESTERFIELD SERVICES	No Filings	No Filings	No Filings	No Filings	No Filings	No Filings
Total	No Filings	No Filings	No Filings	No Filings	No Filings	No Filings
CHESTERFIELD SERVICES Group Total	No Filings	No Filings	No Filings	No Filings	No Filings	No Filings
CHUBB INSURANCE	MOPs Filed	Timely MOPs	Compliance	NOCs Filed	Timely NOCs	Compliance
CA046 CHUBB INSURANCE	*	*	*	*	*	*
CA090 FEDERAL INSURANCE	*	*	*	*	*	*
INDEMNITY INS CO OF NORTH AMERICA	*	*	*	*	*	*
Total	*	*	*	*	*	*
CHUBB INSURANCE TPA Administered Claims						
CA040 BROADSPIRE SERVICES	No Filings	No Filings	No Filings	No Filings	No Filings	No Filings
CA070 CANNON COCHRAN MANAGEMENT SERVICES	No Filings	No Filings	No Filings	No Filings	No Filings	No Filings
CA110 CONSTITUTION STATE SERVICES	2	1	50%	No Filings	No Filings	No Filings
CA116 CORVEL ENTERPRISE COMP	2	1	50%	5	5	100%
CA160 ESIS	8	7	88%	3	3	100%
CA190 GALLAGHER BASSETT SERVICES	17	11	65%	6	6	100%
CA204 HELMSMAN MANAGEMENT SERVICES	7	6	86%	6	6	100%
CA300 SEDGWICK CLAIMS MANAGEMENT SERVICES	11	9	82%	10	10	100%
TPA Total	47	35	74% ▼	30	30	100% ▲
CHUBB INSURANCE Group Total	47	35	74% ▼	30	30	100% ▲

INSURANCE GROUP COMPLIANCE
Initial MOP and Initial Indemnity NOC Filings
Third Quarter 2023
7/1/2023 - 9/30/2023

Insurance Company	Total Initial MOPs Filed	Initial MOPs Filed Timely	Compliance Percentage	Total Initial Indemnity NOCs Filed	Initial Indemnity NOCs Filed Timely	Compliance Percentage
CHURCH MUTUAL INSURANCE	MOPs Filed	Timely MOPs	Compliance	NOCs Filed	Timely NOCs	Compliance
CA084 CHURCH MUTUAL INSURANCE	*	*	*	*	*	*
Total	*	*	*	*	*	*
CHURCH MUTUAL INSURANCE TPA Administered Claims						
CA160 ESIS	1	1	100%	1	1	100%
TPA Total	1	1	100% ▲	1	1	100% ▲
CHURCH MUTUAL INSURANCE Group Total	1	1	100% ▲	1	1	100% ▲
CINCINNATI FINANCIAL GROUP	MOPs Filed	Timely MOPs	Compliance	NOCs Filed	Timely NOCs	Compliance
CA438 CINCINNATI INSURANCE	No Filings	No Filings	No Filings	1	1	100%
Total	No Filings	No Filings	No Filings	1	1	100% ▲
CINCINNATI FINANCIAL GROUP Group Total	No Filings	No Filings	No Filings	1	1	100% ▲
CNA INSURANCE	MOPs Filed	Timely MOPs	Compliance	NOCs Filed	Timely NOCs	Compliance
CA083 CNA CLAIMS PLUS	No Filings	No Filings	No Filings	1	0	0%
CA087 THE CONTINENTAL INSURANCE	1	1	100%	No Filings	No Filings	No Filings
Total	1	1	100% ▲	1	0	0% ▼
CNA INSURANCE TPA Administered Claims						
CA040 BROADSPIRE SERVICES	1	1	100%	No Filings	No Filings	No Filings
CA190 GALLAGHER BASSETT SERVICES	No Filings	No Filings	No Filings	No Filings	No Filings	No Filings
CA300 SEDGWICK CLAIMS MANAGEMENT SERVICES	1	1	100%	3	2	67%
TPA Total	2	2	100% ▲	3	2	67% ▼
CNA INSURANCE Group Total	3	3	100% ▲	4	2	50% ▼
CONSTITUTION STATE SERVICES	MOPs Filed	Timely MOPs	Compliance	NOCs Filed	Timely NOCs	Compliance
CA110 CONSTITUTION STATE SERVICES	5	4	80%	No Filings	No Filings	No Filings
Total	5	4	80% ▼	No Filings	No Filings	No Filings
CONSTITUTION STATE SERVICES Group Total	5	4	80% ▼	No Filings	No Filings	No Filings
CORVEL ENTERPRISE COMP	MOPs Filed	Timely MOPs	Compliance	NOCs Filed	Timely NOCs	Compliance
CA116 CORVEL ENTERPRISE COMP	19	17	89%	11	10	91%
Total	19	17	89% ▲	11	10	91% ▲
CORVEL ENTERPRISE COMP Group Total	19	17	89% ▲	11	10	91% ▲
COTTINGHAM & BUTLER CLAIMS SERVICES	MOPs Filed	Timely MOPs	Compliance	NOCs Filed	Timely NOCs	Compliance
CA117 COTTINGHAM & BUTLER CLAIMS SERVICES	4	3	75%	2	0	0%
Total	4	3	75% ▼	2	0	0% ▼
COTTINGHAM & BUTLER CLAIMS SERVICES Group Total	4	3	75% ▼	2	0	0% ▼

INSURANCE GROUP COMPLIANCE
Initial MOP and Initial Indemnity NOC Filings
Third Quarter 2023
7/1/2023 - 9/30/2023

Insurance Company	Total Initial MOPs Filed	Initial MOPs Filed Timely	Compliance Percentage	Total Initial Indemnity NOCs Filed	Initial Indemnity NOCs Filed Timely	Compliance Percentage
CROSS INSURANCE	MOPs Filed	Timely MOPs	Compliance	NOCs Filed	Timely NOCs	Compliance
CA093 CROSS INSURANCE	27	25	93%	74	73	99%
Total	27	25	93% ▲	74	73	99% ▲
CROSS INSURANCE Group Total	27	25	93% ▲	74	73	99% ▲
DELHAIZE AMERICA LLC	MOPs Filed	Timely MOPs	Compliance	NOCs Filed	Timely NOCs	Compliance
CA496 DELHAIZE AMERICA LLC	20	19	95%	14	12	86%
Total	20	19	95% ▲	14	12	86% ▼
DELHAIZE AMERICA LLC Group Total	20	19	95% ▲	14	12	86% ▼
EASTERN ALLIANCE INSURANCE	MOPs Filed	Timely MOPs	Compliance	NOCs Filed	Timely NOCs	Compliance
CA141 EASTERN ALLIANCE INSURANCE	27	24	89%	2	2	100%
Total	27	24	89% ▲	2	2	100% ▲
EASTERN ALLIANCE INSURANCE Group Total	27	24	89% ▲	2	2	100% ▲
ELECTRIC INSURANCE	MOPs Filed	Timely MOPs	Compliance	NOCs Filed	Timely NOCs	Compliance
CA150 ELECTRIC INSURANCE	*	*	*	*	*	*
Total	*	*	*	*	*	*
ELECTRIC INSURANCE TPA Administered Claims						
CA300 SEDGWICK CLAIMS MANAGEMENT SERVICES	No Filings	No Filings	No Filings	2	2	100%
TPA Total	No Filings	No Filings	No Filings	2	2	100% ▲
ELECTRIC INSURANCE Group Total	No Filings	No Filings	No Filings	2	2	100% ▲
EMPLOYERS HOLDINGS GROUP	MOPs Filed	Timely MOPs	Compliance	NOCs Filed	Timely NOCs	Compliance
CA481 EMPLOYERS COMPENSATION INSURANCE	No Filings	No Filings	No Filings	1	0	0%
CA479 EMPLOYERS PREFERRED INSURANCE	No Filings	No Filings	No Filings	No Filings	No Filings	No Filings
Total	No Filings	No Filings	No Filings	1	0	0% ▼
EMPLOYERS HOLDINGS GROUP Group Total	No Filings	No Filings	No Filings	1	0	0% ▼
ESIS	MOPs Filed	Timely MOPs	Compliance	NOCs Filed	Timely NOCs	Compliance
CA160 ESIS	17	16	94%	4	4	100%
Total	17	16	94% ▲	4	4	100% ▲
ESIS Group Total	17	16	94% ▲	4	4	100% ▲

INSURANCE GROUP COMPLIANCE
Initial MOP and Initial Indemnity NOC Filings
Third Quarter 2023
7/1/2023 - 9/30/2023

Insurance Company	Total Initial MOPs Filed	Initial MOPs Filed Timely	Compliance Percentage	Total Initial Indemnity NOCs Filed	Initial Indemnity NOCs Filed Timely	Compliance Percentage
	MOPs Filed	Timely MOPs	Compliance	NOCs Filed	Timely NOCs	Compliance
EVEREST REINS HOLDINGS GROUP EVEREST REINS HOLDINGS	*	*	*	*	*	*
Total	*	*	*	*	*	*
EVEREST REINS HOLDINGS GROUP TPA Administered Claims CA190 GALLAGHER BASSETT SERVICES CA300 SEDGWICK CLAIMS MANAGEMENT SERVICES	No Filings 1	No Filings 1	No Filings 100%	No Filings No Filings	No Filings No Filings	No Filings No Filings
TPA Total	1	1	100% ▲	No Filings	No Filings	No Filings
EVEREST REINS HOLDINGS GROUP Group Total	1	1	100% ▲	No Filings	No Filings	No Filings
FAIRFAX FINANCIAL GROUP CA257 NORTH RIVER INSURANCE CA375 UNITED STATES FIRE INSURANCE	MOPs Filed *	Timely MOPs *	Compliance *	NOCs Filed *	Timely NOCs *	Compliance *
Total	No Filings	No Filings	No Filings	No Filings	No Filings	No Filings
FAIRFAX FINANCIAL GROUP TPA Administered Claims CA040 BROADSPIRE SERVICES CA190 GALLAGHER BASSETT SERVICES	No Filings No Filings	No Filings No Filings	No Filings No Filings	1 No Filings	1 No Filings	100% No Filings
TPA Total	No Filings	No Filings	No Filings	1	1	100% ▲
FAIRFAX FINANCIAL GROUP Group Total	No Filings	No Filings	No Filings	1	1	100% ▲
FEDERATED MUTUAL INSURANCE CA091 FEDERATED MUTUAL INSURANCE	MOPs Filed 2	Timely MOPs 0	Compliance 0%	NOCs Filed No Filings	Timely NOCs No Filings	Compliance No Filings
Total	2	0	0% ▼	No Filings	No Filings	No Filings
FEDERATED MUTUAL INSURANCE Group Total	2	0	0% ▼	No Filings	No Filings	No Filings
FUTURECOMP CA175 FUTURECOMP	MOPs Filed 7	Timely MOPs 4	Compliance 57%	NOCs Filed 10	Timely NOCs 10	Compliance 100%
Total	7	4	57% ▼	10	10	100% ▲
FUTURECOMP Group Total	7	4	57% ▼	10	10	100% ▲
GALLAGHER BASSETT SERVICES CA190 GALLAGHER BASSETT SERVICES	MOPs Filed 72	Timely MOPs 37	Compliance 51%	NOCs Filed 27	Timely NOCs 25	Compliance 93%
Total	72	37	51% ▼	27	25	93% ▲
GALLAGHER BASSETT SERVICES Group Total	72	37	51% ▼	27	25	93% ▲
GREAT DIVIDE INSURANCE CA189 GREAT DIVIDE INSURANCE	MOPs Filed No Filings	Timely MOPs No Filings	Compliance No Filings	NOCs Filed No Filings	Timely NOCs No Filings	Compliance No Filings
Total	No Filings	No Filings	No Filings	No Filings	No Filings	No Filings
GREAT DIVIDE INSURANCE Group Total	No Filings	No Filings	No Filings	No Filings	No Filings	No Filings

INSURANCE GROUP COMPLIANCE
Initial MOP and Initial Indemnity NOC Filings
Third Quarter 2023
7/1/2023 - 9/30/2023

Insurance Company	Total Initial MOPs Filed	Initial MOPs Filed Timely	Compliance Percentage	Total Initial Indemnity NOCs Filed	Initial Indemnity NOCs Filed Timely	Compliance Percentage
GROUP 1001 INS HOLDINGS GRP CLEAR SPRING PROPERTY & CASUALTY	MOPs Filed *	Timely MOPs *	Compliance *	NOCs Filed *	Timely NOCs *	Compliance *
Total	*	*	*	*	*	*
GROUP 1001 INS HOLDINGS GRP TPA Administered Claims CA300 SEDGWICK CLAIMS MANAGEMENT SERVICES	No Filings	No Filings	No Filings	No Filings	No Filings	No Filings
TPA Total	No Filings	No Filings	No Filings	No Filings	No Filings	No Filings
GROUP 1001 INS HOLDINGS GRP Group Total	No Filings	No Filings	No Filings	No Filings	No Filings	No Filings
GUARD INSURANCE	MOPs Filed	Timely MOPs	Compliance	NOCs Filed	Timely NOCs	Compliance
CA019 AMGUARD INSURANCE	3	2	67%	No Filings	No Filings	No Filings
CA140 EASTGUARD INSURANCE	*	*	*	*	*	*
CA272 NORGUARD INSURANCE	2	1	50%	No Filings	No Filings	No Filings
Total	5	3	60% ▼	No Filings	No Filings	No Filings
GUARD INSURANCE Group Total	5	3	60% ▼	No Filings	No Filings	No Filings
HANOVER INSURANCE	MOPs Filed	Timely MOPs	Compliance	NOCs Filed	Timely NOCs	Compliance
CA428 ALLMERICA FINANCIAL BENEFIT INSURANCE	No Filings	No Filings	No Filings	1	1	100%
CA048 CITIZENS INSURANCE COMPANY OF AMERICA	5	3	60%	No Filings	No Filings	No Filings
CA429 HANOVER AMERICAN INSURANCE	No Filings	No Filings	No Filings	No Filings	No Filings	No Filings
CA202 HANOVER INSURANCE	No Filings	No Filings	No Filings	1	0	0%
Total	5	3	60% ▼	2	1	50% ▼
HANOVER INSURANCE Group Total	5	3	60% ▼	2	1	50% ▼
HARTFORD INSURANCE	MOPs Filed	Timely MOPs	Compliance	NOCs Filed	Timely NOCs	Compliance
CA188 HARTFORD ACCIDENT & INDEMNITY	1	1	100%	2	2	100%
CA203 HARTFORD FIRE INSURANCE	No Filings	No Filings	No Filings	1	1	100%
CA186 HARTFORD INSURANCE COMPANY OF THE MIDWEST	No Filings	No Filings	No Filings	1	1	100%
CA187 HARTFORD UNDERWRITERS INSURANCE	2	2	100%	1	1	100%
CA288 PROPERTY & CASUALTY INSURANCE COMPANY OF HARTFORD	7	7	100%	No Filings	No Filings	No Filings
CA319 TRUMBULL INSURANCE	1	1	100%	No Filings	No Filings	No Filings
CA321 TWIN CITY FIRE INSURANCE	4	3	75%	2	2	100%
Total	15	14	93% ▲	7	7	100% ▲
HARTFORD INSURANCE TPA Administered Claims						
CA070 CANNON COCHRAN MANAGEMENT SERVICES	No Filings	No Filings	No Filings	No Filings	No Filings	No Filings
CA116 CORVEL ENTERPRISE COMP	No Filings	No Filings	No Filings	No Filings	No Filings	No Filings
CA300 SEDGWICK CLAIMS MANAGEMENT SERVICES	1	1	100%	No Filings	No Filings	No Filings
TPA Total	1	1	100% ▲	No Filings	No Filings	No Filings
HARTFORD INSURANCE Group Total	16	15	94% ▲	7	7	100% ▲

INSURANCE GROUP COMPLIANCE
Initial MOP and Initial Indemnity NOC Filings
Third Quarter 2023
7/1/2023 - 9/30/2023

Insurance Company	Total Initial MOPs Filed	Initial MOPs Filed Timely	Compliance Percentage	Total Initial Indemnity NOCs Filed	Initial Indemnity NOCs Filed Timely	Compliance Percentage
HELMSMAN MANAGEMENT SERVICES	MOPs Filed	Timely MOPs	Compliance	NOCs Filed	Timely NOCs	Compliance
CA204 HELMSMAN MANAGEMENT SERVICES	10	9	90%	8	6	75%
Total	10	9	90% ▲	8	6	75% ▼
HELMSMAN MANAGEMENT SERVICES Group Total	10	9	90% ▲	8	6	75% ▼
HOUSTON INT INSURANCE GROUP	MOPs Filed	Timely MOPs	Compliance	NOCs Filed	Timely NOCs	Compliance
IMPERIUM INSURANCE	*	*	*	*	*	*
Total	*	*	*	*	*	*
HOUSTON INT INSURANCE GROUP TPA Administered Claims						
CA190 GALLAGHER BASSETT SERVICES	No Filings	No Filings	No Filings	No Filings	No Filings	No Filings
TPA Total	No Filings	No Filings	No Filings	No Filings	No Filings	No Filings
HOUSTON INT INSURANCE GROUP Group Total	No Filings	No Filings	No Filings	No Filings	No Filings	No Filings
LIBERTY MUTUAL INSURANCE	MOPs Filed	Timely MOPs	Compliance	NOCs Filed	Timely NOCs	Compliance
CA003 AMERICAN FIRE & CASUALTY INSURANCE	No Filings	No Filings	No Filings	No Filings	No Filings	No Filings
CA380 EMPLOYERS INSURANCE OF WAUSAU	No Filings	No Filings	No Filings	No Filings	No Filings	No Filings
CA210 LIBERTY MUTUAL INSURANCE	23	21	91%	15	14	93%
CA406 OHIO CASUALTY INSURANCE	No Filings	No Filings	No Filings	No Filings	No Filings	No Filings
CA407 OHIO SECURITY INSURANCE	3	1	33%	No Filings	No Filings	No Filings
Total	26	22	85% ▲	15	14	93% ▲
LIBERTY MUTUAL INSURANCE TPA Administered Claims						
CA300 SEDGWICK CLAIMS MANAGEMENT SERVICES	1	0	0%	1	0	0%
TPA Total	1	0	0% ▼	1	0	0% ▼
LIBERTY MUTUAL INSURANCE Group Total	27	22	81% ▼	16	14	88% ▼
MAINE EMPLOYERS' MUTUAL INSURANCE	MOPs Filed	Timely MOPs	Compliance	NOCs Filed	Timely NOCs	Compliance
CA260 MAINE EMPLOYERS' MUTUAL INSURANCE	342	280	82%	207	180	87%
Total	342	280	82% ▼	207	180	87% ▼
MAINE EMPLOYERS' MUTUAL INSURANCE Group Total	342	280	82% ▼	207	180	87% ▼
MAINE HEALTHCARE ASSOCIATION	MOPs Filed	Timely MOPs	Compliance	NOCs Filed	Timely NOCs	Compliance
CA234 MAINE HEALTHCARE ASSOCIATION	10	10	100%	3	3	100%
Total	10	10	100% ▲	3	3	100% ▲
MAINE HEALTHCARE ASSOCIATION Group Total	10	10	100% ▲	3	3	100% ▲
MAINE MOTOR TRANSPORT ASSOCIATION	MOPs Filed	Timely MOPs	Compliance	NOCs Filed	Timely NOCs	Compliance
CA230 MAINE MOTOR TRANSPORT ASSOCIATION	3	3	100%	2	2	100%
Total	3	3	100% ▲	2	2	100% ▲
MAINE MOTOR TRANSPORT ASSOCIATION Group Total	3	3	100% ▲	2	2	100% ▲

Maine Workers' Compensation Board
Initial MOP Filing Benchmark: 85%
Initial Indemnity NOC Benchmark: 90%

▲ Indicates benchmark met or exceeded
▼ Indicates benchmark not met

INSURANCE GROUP COMPLIANCE
Initial MOP and Initial Indemnity NOC Filings
Third Quarter 2023
7/1/2023 - 9/30/2023

Insurance Company	Total Initial MOPs Filed	Initial MOPs Filed Timely	Compliance Percentage	Total Initial Indemnity NOCs Filed	Initial Indemnity NOCs Filed Timely	Compliance Percentage
MAINE MUNICIPAL ASSOCIATION	MOPs Filed	Timely MOPs	Compliance	NOCs Filed	Timely NOCs	Compliance
CA225 MAINE MUNICIPAL ASSOCIATION	28	27	96%	55	53	96%
Total	28	27	96% ▲	55	53	96% ▲
MAINE MUNICIPAL ASSOCIATION Group Total	28	27	96% ▲	55	53	96% ▲
MAINE SCHOOL MANAGEMENT ASSOCIATION	MOPs Filed	Timely MOPs	Compliance	NOCs Filed	Timely NOCs	Compliance
CA250 MAINE SCHOOL MANAGEMENT ASSOCIATION	12	12	100%	7	7	100%
Total	12	12	100% ▲	7	7	100% ▲
MAINE SCHOOL MANAGEMENT ASSOCIATION Group Total	12	12	100% ▲	7	7	100% ▲
MARKEL CORP GROUP	MOPs Filed	Timely MOPs	Compliance	NOCs Filed	Timely NOCs	Compliance
CA434 MARKEL SERVICE INCORPORATED	1	1	100%	No Filings	No Filings	No Filings
Total	1	1	100% ▲	No Filings	No Filings	No Filings
MARKEL CORP GROUP TPA Administered Claims						
CA070 CANNON COCHRAN MANAGEMENT SERVICES	No Filings	No Filings	No Filings	1	1	100%
CA300 SEDGWICK CLAIMS MANAGEMENT SERVICES	No Filings	No Filings	No Filings	1	0	0%
TPA Total	No Filings	No Filings	No Filings	2	1	50% ▼
MARKEL CORP GROUP Group Total	1	1	100% ▲	2	1	50% ▼
MEADOWBROOK INSURANCE	MOPs Filed	Timely MOPs	Compliance	NOCs Filed	Timely NOCs	Compliance
CA255 MEADOWBROOK INSURANCE	No Filings	No Filings	No Filings	No Filings	No Filings	No Filings
Total	No Filings	No Filings	No Filings	No Filings	No Filings	No Filings
MEADOWBROOK INSURANCE Group Total	No Filings	No Filings	No Filings	No Filings	No Filings	No Filings
MITSUI SUMITOMO INS CO OF AMERICA	MOPs Filed	Timely MOPs	Compliance	NOCs Filed	Timely NOCs	Compliance
MITSUI SUMITOMO INS CO OF AMERICA	*	*	*	*	*	*
Total	*	*	*	*	*	*
MITSUI SUMITOMO INS CO OF AMERICA TPA Administered Claims						
CA070 CANNON COCHRAN MANAGEMENT SERVICES	1	0	0%	No Filings	No Filings	No Filings
TPA Total	1	0	0% ▼	No Filings	No Filings	No Filings
MITSUI SUMITOMO INS CO OF AMERICA Group Total	1	0	0% ▼	No Filings	No Filings	No Filings
NATIONWIDE INSURANCE	MOPs Filed	Timely MOPs	Compliance	NOCs Filed	Timely NOCs	Compliance
CA289 NATIONAL CASUALTY	No Filings	No Filings	No Filings	No Filings	No Filings	No Filings
CA291 NATIONWIDE AGRIBUSINESS INSURANCE	No Filings	No Filings	No Filings	1	1	100%
Total	No Filings	No Filings	No Filings	1	1	100% ▲
NATIONWIDE INSURANCE Group Total	No Filings	No Filings	No Filings	1	1	100% ▲

INSURANCE GROUP COMPLIANCE
Initial MOP and Initial Indemnity NOC Filings
Third Quarter 2023
7/1/2023 - 9/30/2023

Insurance Company	Total Initial MOPs Filed	Initial MOPs Filed Timely	Compliance Percentage	Total Initial Indemnity NOCs Filed	Initial Indemnity NOCs Filed Timely	Compliance Percentage
NEXT LEVEL ADMINISTRATOR LLC	MOPs Filed	Timely MOPs	Compliance	NOCs Filed	Timely NOCs	Compliance
CA433 NEXT LEVEL ADMINISTRATORS LLC	1	0	0%	3	2	67%
Total	1	0	0% ▼	3	2	67% ▼
NEXT LEVEL ADMINISTRATOR LLC Group Total	1	0	0% ▼	3	2	67% ▼
NORTH AMERICAN RISK SERVICE	MOPs Filed	Timely MOPs	Compliance	NOCs Filed	Timely NOCs	Compliance
CA268 NORTH AMERICAN RISK SERVICE	1	0	0%	No Filings	No Filings	No Filings
Total	1	0	0% ▼	No Filings	No Filings	No Filings
NORTH AMERICAN RISK SERVICE Group Total	1	0	0% ▼	No Filings	No Filings	No Filings
OLD REPUBLIC INSURANCE	MOPs Filed	Timely MOPs	Compliance	NOCs Filed	Timely NOCs	Compliance
CA196 GREAT WEST INSURANCE	1	0	0%	No Filings	No Filings	No Filings
OLD REPUBLIC GENERAL INSURANCE CORP.	*	*	*	*	*	*
OLD REPUBLIC INSURANCE	*	*	*	*	*	*
Total	1	0	0% ▼	No Filings	No Filings	No Filings
OLD REPUBLIC INSURANCE TPA Administered Claims						
CA040 BROADSPIRE SERVICES	1	1	100%	1	1	100%
CA070 CANNON COCHRAN MANAGEMENT SERVICES	2	1	50%	1	1	100%
CA190 GALLAGHER BASSETT SERVICES	6	4	67%	1	1	100%
CA280 RISK ENTERPRISE MANAGEMENT	3	0	0%	No Filings	No Filings	No Filings
CA300 SEDGWICK CLAIMS MANAGEMENT SERVICES	3	3	100%	1	1	100%
TPA Total	15	9	60% ▼	4	4	100% ▲
OLD REPUBLIC INSURANCE Group Total	16	9	56% ▼	4	4	100% ▲
PENNSYLVANIA MFG ASSN	MOPs Filed	Timely MOPs	Compliance	NOCs Filed	Timely NOCs	Compliance
MANUFACTURERS ALLIANCE INSURANCE	*	*	*	*	*	*
PENNSYLVANIA MFG ASSN	*	*	*	*	*	*
PENNSYLVANIA MFG INDEMNITY CO	*	*	*	*	*	*
Total	*	*	*	*	*	*
PENNSYLVANIA MFG ASSN TPA Administered Claims						
CA190 GALLAGHER BASSETT SERVICES	5	3	60%	10	9	90%
TPA Total	5	3	60% ▼	10	9	90% ▲
PENNSYLVANIA MFG ASSN Group Total	5	3	60% ▼	10	9	90% ▲
PROTECTIVE INSURANCE	MOPs Filed	Timely MOPs	Compliance	NOCs Filed	Timely NOCs	Compliance
CA277 PROTECTIVE INSURANCE COMPANY	*	*	*	*	*	*
Total	*	*	*	*	*	*
PROTECTIVE INSURANCE TPA Administered Claims						
CA040 BROADSPIRE SERVICES	3	3	100%	No Filings	No Filings	No Filings
TPA Total	3	3	100% ▲	No Filings	No Filings	No Filings
PROTECTIVE INSURANCE Group Total	3	3	100% ▲	No Filings	No Filings	No Filings

INSURANCE GROUP COMPLIANCE
Initial MOP and Initial Indemnity NOC Filings
Third Quarter 2023
7/1/2023 - 9/30/2023

Insurance Company	Total Initial MOPs Filed	Initial MOPs Filed Timely	Compliance Percentage	Total Initial Indemnity NOCs Filed	Initial Indemnity NOCs Filed Timely	Compliance Percentage
QBE INSURANCE GROUP	MOPs Filed	Timely MOPs	Compliance	NOCs Filed	Timely NOCs	Compliance
QBE INSURANCE GROUP	*	*	*	*	*	*
Total	*	*	*	*	*	*
QBE INSURANCE GROUP TPA Administered Claims						
CA268 NORTH AMERICAN RISK SERVICES	1	0	0%	No Filings	No Filings	No Filings
CA300 SEDGWICK CLAIMS MANAGEMENT SERVICES	3	3	100%	1	1	100%
TPA Total	4	3	75% ▼	1	1	100% ▲
QBE INSURANCE GROUP Group Total	4	3	75% ▼	1	1	100% ▲
RISK ENTERPRISE MANAGEMENT	MOPs Filed	Timely MOPs	Compliance	NOCs Filed	Timely NOCs	Compliance
CA280 RISK ENTERPRISE MANAGEMENT	4	0	0%	No Filings	No Filings	No Filings
Total	4	0	0% ▼	No Filings	No Filings	No Filings
RISK ENTERPRISE MANAGEMENT Group Total	4	0	0% ▼	No Filings	No Filings	No Filings
SAFETY NATIONAL CASUALTY CORP	MOPs Filed	Timely MOPs	Compliance	NOCs Filed	Timely NOCs	Compliance
SAFETY NATIONAL CASUALTY CORP	*	*	*	*	*	*
Total	*	*	*	*	*	*
SAFETY NATIONAL CASUALTY CORP TPA Administered Claims						
CA040 BROADSPIRE SERVICES	1	1	100%	No Filings	No Filings	No Filings
CA116 CORVEL ENTERPRISE COMP	2	1	50%	No Filings	No Filings	No Filings
CA190 GALLAGHER BASSETT SERVICES	5	5	100%	No Filings	No Filings	No Filings
CA204 HELMSMAN MANAGEMENT SERVICES	1	1	100%	No Filings	No Filings	No Filings
CA280 RISK ENTERPRISE MANAGEMENT	1	0	0%	No Filings	No Filings	No Filings
CA300 SEDGWICK CLAIMS MANAGEMENT SERVICES	1	0	0%	No Filings	No Filings	No Filings
TPA Total	11	8	73% ▼	No Filings	No Filings	No Filings
SAFETY NATIONAL CASUALTY CORP Group Total	11	8	73% ▼	No Filings	No Filings	No Filings
SAGAMORE INSURANCE	MOPs Filed	Timely MOPs	Compliance	NOCs Filed	Timely NOCs	Compliance
SAGAMORE INSURANCE	*	*	*	*	*	*
Total	*	*	*	*	*	*
SAGAMORE INSURANCE TPA Administered Claims						
CA040 BROADSPIRE SERVICES	No Filings	No Filings	No Filings	No Filings	No Filings	No Filings
TPA Total	No Filings	No Filings	No Filings	No Filings	No Filings	No Filings
SAGAMORE INSURANCE Group Total	No Filings	No Filings	No Filings	No Filings	No Filings	No Filings
SEDGWICK CLAIMS MANAGEMENT SERVICES	MOPs Filed	Timely MOPs	Compliance	NOCs Filed	Timely NOCs	Compliance
CA300 SEDGWICK CLAIMS MANAGEMENT SERVICES	49	37	76%	34	29	85%
Total	49	37	76% ▼	34	29	85% ▼
SEDGWICK CLAIMS MANAGEMENT SERVICES Group Total	49	37	76% ▼	34	29	85% ▼

Maine Workers' Compensation Board
Initial MOP Filing Benchmark: 85%
Initial Indemnity NOC Benchmark: 90%

▲ Indicates benchmark met or exceeded
▼ Indicates benchmark not met

INSURANCE GROUP COMPLIANCE
Initial MOP and Initial Indemnity NOC Filings
Third Quarter 2023
7/1/2023 - 9/30/2023

Insurance Company	Total Initial MOPs Filed	Initial MOPs Filed Timely	Compliance Percentage	Total Initial Indemnity NOCs Filed	Initial Indemnity NOCs Filed Timely	Compliance Percentage
SENTRY INSURANCE	MOPs Filed	Timely MOPs	Compliance	NOCs Filed	Timely NOCs	Compliance
CA207 FLORISTS MUTUAL INSURANCE	No Filings	No Filings	No Filings	No Filings	No Filings	No Filings
CA426 MIDDLESEX INSURANCE COMPANY	1	0	0%	1	1	100%
CA402 SENTRY CASUALTY	4	3	75%	No Filings	No Filings	No Filings
CA305 SENTRY INSURANCE	4	4	100%	1	1	100%
CA308 SENTRY SELECT INSURANCE	No Filings	No Filings	No Filings	No Filings	No Filings	No Filings
Total	9	7	78% ▼	2	2	100% ▲
SENTRY INSURANCE Group Total	9	7	78% ▼	2	2	100% ▲
SERVICE AMERICAN INDEMNITY TPA Administered Claims	MOPs Filed	Timely MOPs	Compliance	NOCs Filed	Timely NOCs	Compliance
CA040 BROADSPIRE SERVICES	No Filings	No Filings	No Filings	No Filings	No Filings	No Filings
TPA Total	No Filings	No Filings	No Filings	No Filings	No Filings	No Filings
SERVICE AMERICAN INDEMNITY Group Total	No Filings	No Filings	No Filings	No Filings	No Filings	No Filings
SOMPO JAPAN INSURANCE	MOPs Filed	Timely MOPs	Compliance	NOCs Filed	Timely NOCs	Compliance
SOMPO JAPAN INSURANCE COMPANY OF AMERICA	*	*	*	*	*	*
Total	*	*	*	*	*	*
SOMPO JAPAN INSURANCE TPA Administered Claims	MOPs Filed	Timely MOPs	Compliance	NOCs Filed	Timely NOCs	Compliance
CA190 GALLAGHER BASSETT SERVICES	No Filings	No Filings	No Filings	No Filings	No Filings	No Filings
TPA Total	No Filings	No Filings	No Filings	No Filings	No Filings	No Filings
SOMPO JAPAN INSURANCE Group Total	No Filings	No Filings	No Filings	No Filings	No Filings	No Filings
STARR INDEMNITY INSURANCE	MOPs Filed	Timely MOPs	Compliance	NOCs Filed	Timely NOCs	Compliance
STARR INDEMNITY INSURANCE	*	*	*	*	*	*
Total	*	*	*	*	*	*
STARR INDEMNITY INSURANCE TPA Administered Claims	MOPs Filed	Timely MOPs	Compliance	NOCs Filed	Timely NOCs	Compliance
CA190 GALLAGHER BASSETT SERVICES	2	0	0%	2	2	100%
CA300 SEDGWICK CLAIMS MANAGEMENT SERVICES	2	2	100%	3	3	100%
TPA Total	4	2	50% ▼	5	5	100% ▲
STARR INDEMNITY INSURANCE Group Total	4	2	50% ▼	5	5	100% ▲
STARSTONE NATIONAL INSURANCE	MOPs Filed	Timely MOPs	Compliance	NOCs Filed	Timely NOCs	Compliance
STARSTONE NATIONAL INSURANCE	*	*	*	*	*	*
Total	*	*	*	*	*	*
STARSTONE NATIONAL INSURANCE TPA Administered Claims	MOPs Filed	Timely MOPs	Compliance	NOCs Filed	Timely NOCs	Compliance
CA070 CANNON COCHRAN MANAGEMENT SERVICES	No Filings	No Filings	No Filings	No Filings	No Filings	No Filings
TPA Total	No Filings	No Filings	No Filings	No Filings	No Filings	No Filings
STARSTONE NATIONAL INSURANCE Group Total	No Filings	No Filings	No Filings	No Filings	No Filings	No Filings

INSURANCE GROUP COMPLIANCE
Initial MOP and Initial Indemnity NOC Filings
Third Quarter 2023
7/1/2023 - 9/30/2023

Insurance Company	Total Initial MOPs Filed	Initial MOPs Filed Timely	Compliance Percentage	Total Initial Indemnity NOCs Filed	Initial Indemnity NOCs Filed Timely	Compliance Percentage
STATE OF MAINE WORKERS' COMPENSATION TRUST CA307 STATE OF MAINE WORKERS' COMPENSATION TRUST	MOPs Filed 28	Timely MOPs 21	Compliance 75%	NOCs Filed 23	Timely NOCs 22	Compliance 96%
Total	28	21	75% ▼	23	22	96% ▲
STATE OF MAINE WORKERS' COMPENSATION TRUST Group Total	28	21	75% ▼	23	22	96% ▲
SYNERNET CA320 SYNERNET	MOPs Filed 57	Timely MOPs 50	Compliance 88%	NOCs Filed 35	Timely NOCs 35	Compliance 100%
Total	57	50	88% ▲	35	35	100% ▲
SYNERNET Group Total	57	50	88% ▲	35	35	100% ▲
THE AMERICAN EQUITY UNDERWRITERS CA323 THE AMERICAN EQUITY UNDERWRITERS	MOPs Filed No Filings	Timely MOPs No Filings	Compliance No Filings	NOCs Filed No Filings	Timely NOCs No Filings	Compliance No Filings
Total	No Filings	No Filings	No Filings	No Filings	No Filings	No Filings
THE AMERICAN EQUITY UNDERWRITERS Group Total	No Filings	No Filings	No Filings	No Filings	No Filings	No Filings
TRAVELERS INSURANCE CA072 CHARTER OAK FIRE INSURANCE	MOPs Filed 3	Timely MOPs 2	Compliance 67%	NOCs Filed 1	Timely NOCs 0	Compliance 0%
CA164 FARMINGTON CASUALTY	No Filings	No Filings	No Filings	No Filings	No Filings	No Filings
CA284 PHOENIX INSURANCE	2	1	50%	No Filings	No Filings	No Filings
CA306 STANDARD FIRE INSURANCE	19	14	74%	6	4	67%
CA347 TRAVELERS CASUALTY & SURETY	No Filings	No Filings	No Filings	No Filings	No Filings	No Filings
CA348 TRAVELERS CASUALTY INSURANCE COMPANY OF AMERICA	1	1	100%	No Filings	No Filings	No Filings
CA349 TRAVELERS COMMERCIAL CASUALTY	No Filings	No Filings	No Filings	1	0	0%
CA346 TRAVELERS INDEMNITY COMPANY OF AMERICA	2	1	50%	No Filings	No Filings	No Filings
Total	27	19	70% ▼	8	4	50% ▼
TRAVELERS INSURANCE TPA Administered Claims CA300 SEDGWICK CLAIMS MANAGEMENT SERVICES	2	1	50%	No Filings	No Filings	No Filings
TPA Total	2	1	50% ▼	No Filings	No Filings	No Filings
TRAVELERS INSURANCE Group Total	29	20	69% ▼	8	4	50% ▼
TYSON FOODS INC CA435 TYSON FOODS INC	MOPs Filed No Filings	Timely MOPs No Filings	Compliance No Filings	NOCs Filed 1	Timely NOCs 1	Compliance 100%
Total	No Filings	No Filings	No Filings	1	1	100% ▲
TYSON FOODS INC Group Total	No Filings	No Filings	No Filings	1	1	100% ▲
VANLINER INSURANCE CA379 VANLINER INSURANCE	MOPs Filed 4	Timely MOPs 2	Compliance 50%	NOCs Filed 2	Timely NOCs 2	Compliance 100%
Total	4	2	50% ▼	2	2	100% ▲
VANLINER INSURANCE Group Total	4	2	50% ▼	2	2	100% ▲

Maine Workers' Compensation Board
Initial MOP Filing Benchmark: 85%
Initial Indemnity NOC Benchmark: 90%

▲ Indicates benchmark met or exceeded
▼ Indicates benchmark not met

INSURANCE GROUP COMPLIANCE
Initial MOP and Initial Indemnity NOC Filings
Third Quarter 2023
7/1/2023 - 9/30/2023

Insurance Company	Total Initial MOPs Filed	Initial MOPs Filed Timely	Compliance Percentage	Total Initial Indemnity NOCs Filed	Initial Indemnity NOCs Filed Timely	Compliance Percentage
WALMART CLAIMS SERVICES	MOPs Filed	Timely MOPs	Compliance	NOCs Filed	Timely NOCs	Compliance
CA100 WALMART CLAIMS SERVICES	7	6	86%	51	51	100%
Total	7	6	86% ▲	51	51	100% ▲
WALMART CLAIMS SERVICES Group Total	7	6	86% ▲	51	51	100% ▲
ZURICH INSURANCE	MOPs Filed	Timely MOPs	Compliance	NOCs Filed	Timely NOCs	Compliance
CA022 AMERICAN ZURICH	6	4	67%	9	9	100%
CA400 ZURICH AMERICAN INSURANCE	No Filings	No Filings	No Filings	2	2	100%
CA404 ZURICH AMERICAN INSURANCE COMPANY OF ILLINOIS	No Filings	No Filings	No Filings	1	1	100%
Total	6	4	67% ▼	12	12	100% ▲
ZURICH INSURANCE TPA Administered Claims						
CA040 BROADSPIRE SERVICES	1	1	100%	1	1	100%
CA080 CHESTERFIELD SERVICES	No Filings	No Filings	No Filings	No Filings	No Filings	No Filings
CA116 CORVEL ENTERPRISE COMP	9	9	100%	2	1	50%
CA117 COTTINGHAM & BUTLER CLAIMS SERVICES	3	2	67%	2	0	0%
CA160 ESIS	1	1	100%	No Filings	No Filings	No Filings
CA190 GALLAGHER BASSETT SERVICES	8	3	38%	1	1	100%
CA300 SEDGWICK CLAIMS MANAGEMENT SERVICES	2	1	50%	1	1	100%
TPA Total	24	17	71% ▼	7	4	57% ▼
ZURICH INSURANCE Group Total	30	21	70% ▼	19	16	84% ▼

Appendix C

Insurance Group Compliance Wage Statement and Fringe Benefit Form Filings Third Quarter 7/1/2023-9/30/2023

INSURANCE GROUP COMPLIANCE
Wage Statements and Fringe Benefit Forms
Third Quarter
7/1/2023 - 9/30/2023

Insurance Company	Total Wage Statement(s) Due	Wage Statement(s) Filed Timely	Compliance Percentage	Total Fringe Benefit Form(s) Due	Fringe Benefit Form(s) Filed Timely	Compliance Percentage
ACADIA INSURANCE	Wage(s) Due	Timely Wage(s)	Compliance	Fringe(s) Due	Timely Fringe(s)	Compliance
CA010 ACADIA INSURANCE	33	29	88%	33	29	88%
Total	33	29	88% ▲	33	29	88% ▲
ACADIA INSURANCE Group Total	33	29	88% ▲	33	29	88% ▲
AIG INSURANCE	Wage(s) Due	Timely Wage(s)	Compliance	Fringe(s) Due	Timely Fringe(s)	Compliance
CA015 AIG CLAIMS, INC	*	*	*	*	*	*
Total	*	*	*	*	*	*
AIG INSURANCE TPA Administered Claims						
CA040 BROADSPIRE SERVICES	3	3	100%	3	3	100%
CA116 CORVEL ENTERPRISE COMP	3	2	67%	3	2	67%
CA160 ESIS	6	5	83%	6	5	83%
CA190 GALLAGHER BASSETT SERVICES	13	9	69%	13	9	69%
CA204 HELMSMAN MANAGEMENT SERVICES	1	1	100%	1	1	100%
CA300 SEDGWICK CLAIMS MANAGEMENT SERVICES	13	8	62%	13	6	46%
TPA Total	39	28	72% ▼	39	26	67% ▼
AIG INSURANCE Group Total	39	28	72% ▼	39	26	67% ▼
AIM MUTUAL GROUP	Wage(s) Due	Timely Wage(s)	Compliance	Fringe(s) Due	Timely Fringe(s)	Compliance
CA472 AIM MUTUAL INSURANCE	5	3	60%	5	3	60%
CA470 ASSOCIATED EMPLOYERS INSURANCE COMPANY	1	1	100%	1	1	100%
Total	6	4	67% ▼	6	4	67% ▼
AIM MUTUAL GROUP Group Total	6	4	67% ▼	6	4	67% ▼
AMTRUST INSURANCE	Wage(s) Due	Timely Wage(s)	Compliance	Fringe(s) Due	Timely Fringe(s)	Compliance
CA437 SECURITY NATIONAL INSURANCE	7	2	29%	7	2	29%
CA342 TECHNOLOGY INSURANCE	4	0	0%	4	0	0%
CA381 WESCO INSURANCE	3	2	67%	3	2	67%
Total	14	4	29% ▼	14	4	29% ▼
AMTRUST INSURANCE Group Total	14	4	29% ▼	14	4	29% ▼

INSURANCE GROUP COMPLIANCE
Wage Statements and Fringe Benefit Forms
Third Quarter
7/1/2023 - 9/30/2023

Insurance Company	Total Wage Statement(s) Due	Wage Statement(s) Filed Timely	Compliance Percentage	Total Fringe Benefit Form(s) Due	Fringe Benefit Form(s) Filed Timely	Compliance Percentage
ARCH INSURANCE	Wage(s) Due	Timely Wage(s)	Compliance	Fringe(s) Due	Timely Fringe(s)	Compliance
ARCH INSURANCE	*	*	*	*	*	*
Total	*	*	*	*	*	*
ARCH INSURANCE TPA Administered Claims						
CA040 BROADSPIRE SERVICES	4	4	100%	4	4	100%
CA070 CANNON COCHRAN MANAGEMENT SERVICES	4	2	50%	4	2	50%
CA190 GALLAGHER BASSETT SERVICES	5	4	80%	5	4	80%
CA204 HELMSMAN MANAGEMENT SERVICES	3	1	33%	3	1	33%
CA300 SEDGWICK CLAIMS MANAGEMENT SERVICES	2	0	0%	2	0	0%
TPA Total	18	11	61% ▼	18	11	61% ▼
ARCH INSURANCE Group Total	18	11	61% ▼	18	11	61% ▼
AUTO OWNERS GRP	Wage(s) Due	Timely Wage(s)	Compliance	Fringe(s) Due	Timely Fringe(s)	Compliance
CA495 CONCORD GENERAL MUTUAL INSURANCE COMPANY	1	0	0%	1	0	0%
Total	1	0	0% ▼	1	0	0% ▼
AUTO OWNERS GRP Group Total	1	0	0% ▼	1	0	0% ▼
AXA INS GROUP	Wage(s) Due	Timely Wage(s)	Compliance	Fringe(s) Due	Timely Fringe(s)	Compliance
CA384 XL SPECIALTY INSURANCE	*	*	*	*	*	*
Total	*	*	*	*	*	*
AXA INS GROUP TPA Administered Claims						
CA110 CONSTITUTION STATE SERVICES	3	2	67%	3	2	67%
CA117 COTTINGHAM & BUTLER CLAIMS SERVICES	2	2	100%	2	2	100%
CA190 GALLAGHER BASSETT SERVICES	4	4	100%	4	3	75%
CA300 SEDGWICK CLAIMS MANAGEMENT SERVICES	6	3	50%	6	3	50%
TPA Total	15	11	73% ▼	15	10	67% ▼
AXA INS GROUP Group Total	15	11	73% ▼	15	10	67% ▼
BATH IRON WORKS	Wage(s) Due	Timely Wage(s)	Compliance	Fringe(s) Due	Timely Fringe(s)	Compliance
CA036 BATH IRON WORKS	10	9	90%	10	9	90%
Total	10	9	90% ▲	10	9	90% ▲
BATH IRON WORKS Group Total	10	9	90% ▲	10	9	90% ▲
BERKSHIRE HATHAWAY GROUP	Wage(s) Due	Timely Wage(s)	Compliance	Fringe(s) Due	Timely Fringe(s)	Compliance
CA114 BERKSHIRE HATHAWAY HOMESTATE INSURANCE	2	2	100%	2	1	50%
Total	2	2	100% ▲	2	1	50% ▼
BERKSHIRE HATHAWAY GROUP Group Total	2	2	100% ▲	2	1	50% ▼

INSURANCE GROUP COMPLIANCE
Wage Statements and Fringe Benefit Forms
Third Quarter
7/1/2023 - 9/30/2023

Insurance Company	Total Wage Statement(s) Due	Wage Statement(s) Filed Timely	Compliance Percentage	Total Fringe Benefit Form(s) Due	Fringe Benefit Form(s) Filed Timely	Compliance Percentage
BROADSPIRE SERVICES	Wage(s) Due	Timely Wage(s)	Compliance	Fringe(s) Due	Timely Fringe(s)	Compliance
CA040 BROADSPIRE SERVICES	22	21	95%	22	21	95%
Total	22	21	95% ▲	22	21	95% ▲
BROADSPIRE SERVICES Group Total	22	21	95% ▲	22	21	95% ▲
CANNON COCHRAN MANAGEMENT SERVICES	Wage(s) Due	Timely Wage(s)	Compliance	Fringe(s) Due	Timely Fringe(s)	Compliance
CA070 CANNON COCHRAN MANAGEMENT SERVICES	24	19	79%	24	19	79%
Total	24	19	79% ▲	24	19	79% ▲
CANNON COCHRAN MANAGEMENT SERVICES Group Total	24	19	79% ▲	24	19	79% ▲
CAROLINA CASUALTY INS CO	Wage(s) Due	Timely Wage(s)	Compliance	Fringe(s) Due	Timely Fringe(s)	Compliance
CAROLINA CASUALTY INS CO	*	*	*	*	*	*
Total	*	*	*	*	*	*
CAROLINA CASUALTY INS CO TPA Administered Claims	Wage(s) Due	Timely Wage(s)	Compliance	Fringe(s) Due	Timely Fringe(s)	Compliance
CA190 GALLAGHER BASSETT SERVICES	4	2	50%	4	2	50%
TPA Total	4	2	50% ▼	4	2	50% ▼
CAROLINA CASUALTY INS CO Group Total	4	2	50% ▼	4	2	50% ▼
CHEROKEE INSURANCE	Wage(s) Due	Timely Wage(s)	Compliance	Fringe(s) Due	Timely Fringe(s)	Compliance
CA044 CHEROKEE INSURANCE	1	1	100%	1	1	100%
Total	1	1	100% ▲	1	1	100% ▲
CHEROKEE INSURANCE Group Total	1	1	100% ▲	1	1	100% ▲
CHESTERFIELD SERVICES	Wage(s) Due	Timely Wage(s)	Compliance	Fringe(s) Due	Timely Fringe(s)	Compliance
CA080 CHESTERFIELD SERVICES	1	1	100%	1	1	100%
Total	1	1	100% ▲	1	1	100% ▲
CHESTERFIELD SERVICES Group Total	1	1	100% ▲	1	1	100% ▲

INSURANCE GROUP COMPLIANCE
Wage Statements and Fringe Benefit Forms
Third Quarter
7/1/2023 - 9/30/2023

Insurance Company	Total Wage Statement(s) Due	Wage Statement(s) Filed Timely	Compliance Percentage	Total Fringe Benefit Form(s) Due	Fringe Benefit Form(s) Filed Timely	Compliance Percentage
CHUBB INSURANCE	Wage(s) Due	Timely Wage(s)	Compliance	Fringe(s) Due	Timely Fringe(s)	Compliance
ACE INSURANCE	*	*	*	*	*	*
CA046 CHUBB INSURANCE	*	*	*	*	*	*
CA090 FEDERAL INSURANCE	*	*	*	*	*	*
INDEMNITY INS CO OF NORTH AMERICA	*	*	*	*	*	*
PACIFIC INDEMNITY CO	*	*	*	*	*	*
Total	*	*	*	*	*	*
CHUBB INSURANCE TPA Administered Claims						
CA040 BROADSPIRE SERVICES	2	2	100%	2	2	100%
CA070 CANNON COCHRAN MANAGEMENT SERVICES	2	2	100%	2	2	100%
CA110 CONSTITUTION STATE SERVICES	3	0	0%	3	0	0%
CA116 CORVEL ENTERPRISE COMP	8	7	88%	8	7	88%
CA160 ESIS	14	14	100%	14	14	100%
CA190 GALLAGHER BASSETT SERVICES	27	19	70%	27	19	70%
CA204 HELMSMAN MANAGEMENT SERVICES	15	11	73%	15	10	67%
CA300 SEDGWICK CLAIMS MANAGEMENT SERVICES	30	24	80%	30	24	80%
TPA Total	101	79	78% ▲	101	78	77% ▲
CHUBB INSURANCE Group Total	101	79	78% ▲	101	78	77% ▲
CHURCH MUTUAL INSURANCE	Wage(s) Due	Timely Wage(s)	Compliance	Fringe(s) Due	Timely Fringe(s)	Compliance
CA084 CHURCH MUTUAL INSURANCE	*	*	*	*	*	*
Total	*	*	*	*	*	*
CHURCH MUTUAL INSURANCE TPA Administered Claims						
CA160 ESIS	2	2	100%	2	2	100%
TPA Total	2	2	100% ▲	2	2	100% ▲
CHURCH MUTUAL INSURANCE Group Total	2	2	100% ▲	2	2	100% ▲
CINCINNATI FINANCIAL GROUP	Wage(s) Due	Timely Wage(s)	Compliance	Fringe(s) Due	Timely Fringe(s)	Compliance
CA438 CINCINNATI INSURANCE	1	0	0%	1	0	0%
Total	1	0	0% ▼	1	0	0% ▼
CINCINNATI FINANCIAL GROUP Group Total	1	0	0% ▼	1	0	0% ▼
CNA INSURANCE	Wage(s) Due	Timely Wage(s)	Compliance	Fringe(s) Due	Timely Fringe(s)	Compliance
CA083 CNA CLAIMS PLUS	1	0	0%	1	0	0%
Total	1	0	0% ▼	1	0	0% ▼
CNA INSURANCE TPA Administered Claims						
CA300 SEDGWICK CLAIMS MANAGEMENT SERVICES	5	3	60%	5	5	100%
TPA Total	5	3	60% ▼	5	5	100% ▲
CNA INSURANCE Group Total	6	3	50% ▼	6	5	83% ▲

INSURANCE GROUP COMPLIANCE
 Wage Statements and Fringe Benefit Forms
 Third Quarter
 7/1/2023 - 9/30/2023

Insurance Company	Total Wage Statement(s) Due	Wage Statement(s) Filed Timely	Compliance Percentage	Total Fringe Benefit Form(s) Due	Fringe Benefit Form(s) Filed Timely	Compliance Percentage
CONSTITUTION STATE SERVICES	Wage(s) Due	Timely Wage(s)	Compliance	Fringe(s) Due	Timely Fringe(s)	Compliance
CA110 CONSTITUTION STATE SERVICES	8	4	50%	8	4	50%
Total	8	4	50% ▼	8	4	50% ▼
CONSTITUTION STATE SERVICES Group Total						
	8	4	50% ▼	8	4	50% ▼
CORVEL ENTERPRISE COMP	Wage(s) Due	Timely Wage(s)	Compliance	Fringe(s) Due	Timely Fringe(s)	Compliance
CA116 CORVEL ENTERPRISE COMP	39	36	92%	39	35	90%
Total	39	36	92% ▲	39	35	90% ▲
CORVEL ENTERPRISE COMP Group Total						
	39	36	92% ▲	39	35	90% ▲
COTTINGHAM & BUTLER CLAIMS SERVICES	Wage(s) Due	Timely Wage(s)	Compliance	Fringe(s) Due	Timely Fringe(s)	Compliance
CA117 COTTINGHAM & BUTLER CLAIMS SERVICES	5	2	40%	5	2	40%
Total	5	2	40% ▼	5	2	40% ▼
COTTINGHAM & BUTLER CLAIMS SERVICES Group Total						
	5	2	40% ▼	5	2	40% ▼
CROSS INSURANCE	Wage(s) Due	Timely Wage(s)	Compliance	Fringe(s) Due	Timely Fringe(s)	Compliance
CA093 CROSS INSURANCE	194	169	87%	194	170	88%
Total	194	169	87% ▲	194	170	88% ▲
CROSS INSURANCE Group Total						
	194	169	87% ▲	194	170	88% ▲
DELHAIZE AMERICA LLC	Wage(s) Due	Timely Wage(s)	Compliance	Fringe(s) Due	Timely Fringe(s)	Compliance
CA496 DELHAIZE AMERICA LLC	47	25	53%	47	12	26%
Total	47	25	53% ▼	47	12	26% ▼
DELHAIZE AMERICA LLC Group Total						
	47	25	53% ▼	47	12	26% ▼
EASTERN ALLIANCE INSURANCE	Wage(s) Due	Timely Wage(s)	Compliance	Fringe(s) Due	Timely Fringe(s)	Compliance
CA141 EASTERN ALLIANCE INSURANCE	31	20	65%	31	19	61%
Total	31	20	65% ▼	31	19	61% ▼
EASTERN ALLIANCE INSURANCE Group Total						
	31	20	65% ▼	31	19	61% ▼
ELECTRIC INSURANCE	Wage(s) Due	Timely Wage(s)	Compliance	Fringe(s) Due	Timely Fringe(s)	Compliance
CA150 ELECTRIC INSURANCE	*	*	*	*	*	*
Total	*	*	*	*	*	*
ELECTRIC INSURANCE TPA Administered Claims						
CA300 SEDGWICK CLAIMS MANAGEMENT SERVICES	2	2	100%	2	2	100%
TPA Total	2	2	100% ▲	2	2	100% ▲
ELECTRIC INSURANCE Group Total						
	2	2	100% ▲	2	2	100% ▲

INSURANCE GROUP COMPLIANCE
Wage Statements and Fringe Benefit Forms
Third Quarter
7/1/2023 - 9/30/2023

Insurance Company	Total Wage Statement(s) Due	Wage Statement(s) Filed Timely	Compliance Percentage	Total Fringe Benefit Form(s) Due	Fringe Benefit Form(s) Filed Timely	Compliance Percentage
EMPLOYERS HOLDINGS GROUP	Wage(s) Due	Timely Wage(s)	Compliance	Fringe(s) Due	Timely Fringe(s)	Compliance
CA481 EMPLOYERS COMPENSATION INSURANCE	1	0	0%	1	0	0%
Total	1	0	0% ▼	1	0	0% ▼
EMPLOYERS HOLDINGS GROUP Group Total	1	0	0% ▼	1	0	0% ▼
ESIS	Wage(s) Due	Timely Wage(s)	Compliance	Fringe(s) Due	Timely Fringe(s)	Compliance
CA160 ESIS	23	22	96%	23	22	96%
Total	23	22	96% ▲	23	22	96% ▲
ESIS Group Total	23	22	96% ▲	23	22	96% ▲
EVEREST REINS HOLDINGS GROUP	Wage(s) Due	Timely Wage(s)	Compliance	Fringe(s) Due	Timely Fringe(s)	Compliance
EVEREST REINS HOLDINGS	*	*	*	*	*	*
Total	*	*	*	*	*	*
EVEREST REINS HOLDINGS GROUP TPA Administered Claims	Wage(s) Due	Timely Wage(s)	Compliance	Fringe(s) Due	Timely Fringe(s)	Compliance
CA190 GALLAGHER BASSETT SERVICES	1	0	0%	1	0	0%
CA300 SEDGWICK CLAIMS MANAGEMENT SERVICES	3	3	100%	3	3	100%
TPA Total	4	3	75% ▲	4	3	75% ▼
EVEREST REINS HOLDINGS GROUP Group Total	4	3	75% ▲	4	3	75% ▼
FAIRFAX FINANCIAL GROUP	Wage(s) Due	Timely Wage(s)	Compliance	Fringe(s) Due	Timely Fringe(s)	Compliance
CA257 NORTH RIVER INSURANCE	*	*	*	*	*	*
Total	*	*	*	*	*	*
FAIRFAX FINANCIAL GROUP TPA Administered Claims	Wage(s) Due	Timely Wage(s)	Compliance	Fringe(s) Due	Timely Fringe(s)	Compliance
CA040 BROADSPIRE SERVICES	2	2	100%	2	2	100%
CA190 GALLAGHER BASSETT SERVICES	1	1	100%	1	1	100%
TPA Total	3	3	100% ▲	3	3	100% ▲
FAIRFAX FINANCIAL GROUP Group Total	3	3	100% ▲	3	3	100% ▲
FEDERATED MUTUAL INSURANCE	Wage(s) Due	Timely Wage(s)	Compliance	Fringe(s) Due	Timely Fringe(s)	Compliance
CA091 FEDERATED MUTUAL INSURANCE	3	3	100%	3	3	100%
Total	3	3	100% ▲	3	3	100% ▲
FEDERATED MUTUAL INSURANCE Group Total	3	3	100% ▲	3	3	100% ▲
FUTURECOMP	Wage(s) Due	Timely Wage(s)	Compliance	Fringe(s) Due	Timely Fringe(s)	Compliance
CA175 FUTURECOMP	21	16	76%	21	14	67%
Total	21	16	76% ▲	21	14	67% ▼
FUTURECOMP Group Total	21	16	76% ▲	21	14	67% ▼

INSURANCE GROUP COMPLIANCE
Wage Statements and Fringe Benefit Forms
Third Quarter
7/1/2023 - 9/30/2023

Insurance Company	Total Wage Statement(s) Due	Wage Statement(s) Filed Timely	Compliance Percentage	Total Fringe Benefit Form(s) Due	Fringe Benefit Form(s) Filed Timely	Compliance Percentage
GALLAGHER BASSETT SERVICES	Wage(s) Due	Timely Wage(s)	Compliance	Fringe(s) Due	Timely Fringe(s)	Compliance
CA190 GALLAGHER BASSETT SERVICES	120	72	60%	120	73	61%
Total	120	72	60% ▼	120	73	61% ▼
GALLAGHER BASSETT SERVICES Group Total	120	72	60% ▼	120	73	61% ▼
GUARD INSURANCE	Wage(s) Due	Timely Wage(s)	Compliance	Fringe(s) Due	Timely Fringe(s)	Compliance
CA019 AMGUARD INSURANCE	3	0	0%	3	0	0%
CA272 NORGUARD INSURANCE	2	1	50%	2	0	0%
Total	5	1	20% ▼	5	0	0% ▼
GUARD INSURANCE Group Total	5	1	20% ▼	5	0	0% ▼
HANOVER INSURANCE	Wage(s) Due	Timely Wage(s)	Compliance	Fringe(s) Due	Timely Fringe(s)	Compliance
CA428 ALLMERICA FINANCIAL BENEFIT INSURANCE	1	0	0%	1	0	0%
CA048 CITIZENS INSURANCE COMPANY OF AMERICA	4	1	25%	4	0	0%
CA202 HANOVER INSURANCE	1	0	0%	1	0	0%
Total	6	1	17% ▼	6	0	0% ▼
HANOVER INSURANCE Group Total	6	1	17% ▼	6	0	0% ▼
HARTFORD INSURANCE	Wage(s) Due	Timely Wage(s)	Compliance	Fringe(s) Due	Timely Fringe(s)	Compliance
CA188 HARTFORD ACCIDENT & INDEMNITY	2	1	50%	2	1	50%
CA203 HARTFORD FIRE INSURANCE	4	4	100%	4	3	75%
CA186 HARTFORD INSURANCE COMPANY OF THE MIDWEST	1	0	0%	1	0	0%
CA187 HARTFORD UNDERWRITERS INSURANCE	3	3	100%	3	3	100%
CA288 PROPERTY & CASUALTY INSURANCE COMPANY OF HARTFORD	3	3	100%	3	3	100%
CA319 TRUMBULL INSURANCE	3	3	100%	3	3	100%
CA321 TWIN CITY FIRE INSURANCE	6	6	100%	6	6	100%
Total	22	20	91% ▲	22	19	86% ▲
HARTFORD INSURANCE TPA Administered Claims						
CA300 SEDGWICK CLAIMS MANAGEMENT SERVICES	2	0	0%	2	1	50%
TPA Total	2	0	0% ▼	2	1	50% ▼
HARTFORD INSURANCE Group Total	24	20	83% ▲	24	20	83% ▲
HELMSMAN MANAGEMENT SERVICES	Wage(s) Due	Timely Wage(s)	Compliance	Fringe(s) Due	Timely Fringe(s)	Compliance
CA204 HELMSMAN MANAGEMENT SERVICES	20	13	65%	20	12	60%
Total	20	13	65% ▼	20	12	60% ▼
HELMSMAN MANAGEMENT SERVICES Group Total	20	13	65% ▼	20	12	60% ▼

INSURANCE GROUP COMPLIANCE
Wage Statements and Fringe Benefit Forms
Third Quarter
7/1/2023 - 9/30/2023

Insurance Company	Total Wage Statement(s) Due	Wage Statement(s) Filed Timely	Compliance Percentage	Total Fringe Benefit Form(s) Due	Fringe Benefit Form(s) Filed Timely	Compliance Percentage
LIBERTY MUTUAL INSURANCE	Wage(s) Due	Timely Wage(s)	Compliance	Fringe(s) Due	Timely Fringe(s)	Compliance
CA003 AMERICAN FIRE & CASUALTY INSURANCE	1	0	0%	1	0	0%
CA380 EMPLOYERS INSURANCE OF WAUSAU	1	1	100%	1	1	100%
CA210 LIBERTY MUTUAL INSURANCE	46	38	83%	46	37	80%
CA406 OHIO CASUALTY INSURANCE	1	1	100%	1	1	100%
CA407 OHIO SECURITY INSURANCE	2	1	50%	2	0	0%
Total	51	41	80% ▲	51	39	76% ▼
LIBERTY MUTUAL INSURANCE TPA Administered Claims						
CA190 GALLAGHER BASSETT SERVICES	1	0	0%	1	1	100%
CA300 SEDGWICK CLAIMS MANAGEMENT SERVICES	1	1	100%	1	1	100%
TPA Total	2	1	50% ▼	2	2	100% ▲
LIBERTY MUTUAL INSURANCE Group Total	53	42	79% ▲	53	41	77% ▲
MAINE EMPLOYERS' MUTUAL INSURANCE	Wage(s) Due	Timely Wage(s)	Compliance	Fringe(s) Due	Timely Fringe(s)	Compliance
CA260 MAINE EMPLOYERS' MUTUAL INSURANCE	592	375	63%	592	373	63%
Total	592	375	63% ▼	592	373	63% ▼
MAINE EMPLOYERS' MUTUAL INSURANCE TPA Administered Claims						
CA116 CORVEL ENTERPRISE COMP	1	1	100%	1	1	100%
TPA Total	1	1	100% ▲	1	1	100% ▲
MAINE EMPLOYERS' MUTUAL INSURANCE Group Total	593	376	63% ▼	593	374	63% ▼
MAINE HEALTHCARE ASSOCIATION	Wage(s) Due	Timely Wage(s)	Compliance	Fringe(s) Due	Timely Fringe(s)	Compliance
CA234 MAINE HEALTHCARE ASSOCIATION	8	5	63%	8	6	75%
Total	8	5	63% ▼	8	6	75% ▼
MAINE HEALTHCARE ASSOCIATION Group Total	8	5	63% ▼	8	6	75% ▼
MAINE MOTOR TRANSPORT ASSOCIATION	Wage(s) Due	Timely Wage(s)	Compliance	Fringe(s) Due	Timely Fringe(s)	Compliance
CA230 MAINE MOTOR TRANSPORT ASSOCIATION	16	14	88%	16	14	88%
Total	16	14	88% ▲	16	14	88% ▲
MAINE MOTOR TRANSPORT ASSOCIATION Group Total	16	14	88% ▲	16	14	88% ▲
MAINE MUNICIPAL ASSOCIATION	Wage(s) Due	Timely Wage(s)	Compliance	Fringe(s) Due	Timely Fringe(s)	Compliance
CA225 MAINE MUNICIPAL ASSOCIATION	111	97	87%	111	97	87%
Total	111	97	87% ▲	111	97	87% ▲
MAINE MUNICIPAL ASSOCIATION Group Total	111	97	87% ▲	111	97	87% ▲
MAINE SCHOOL MANAGEMENT ASSOCIATION	Wage(s) Due	Timely Wage(s)	Compliance	Fringe(s) Due	Timely Fringe(s)	Compliance
CA250 MAINE SCHOOL MANAGEMENT ASSOCIATION	27	23	85%	27	23	85%
Total	27	23	85% ▲	27	23	85% ▲
MAINE SCHOOL MANAGEMENT ASSOCIATION Group Total	27	23	85% ▲	27	23	85% ▲

INSURANCE GROUP COMPLIANCE
Wage Statements and Fringe Benefit Forms
Third Quarter
7/1/2023 - 9/30/2023

Insurance Company	Total Wage Statement(s) Due	Wage Statement(s) Filed Timely	Compliance Percentage	Total Fringe Benefit Form(s) Due	Fringe Benefit Form(s) Filed Timely	Compliance Percentage
MARKEL CORP GROUP	Wage(s) Due	Timely Wage(s)	Compliance	Fringe(s) Due	Timely Fringe(s)	Compliance
CA434 MARKEL SERVICE INCORPORATED	2	0	0%	2	0	0%
Total	2	0	0% ▼	2	0	0% ▼
MARKEL CORP GROUP TPA Administered Claims						
CA070 CANNON COCHRAN MANAGEMENT SERVICES	1	1	100%	1	1	100%
TPA Total	1	1	100% ▲	1	1	100% ▲
MARKEL CORP GROUP Group Total	3	1	33% ▼	3	1	33% ▼
MITSUI SUMITOMO INS CO OF AMERICA	Wage(s) Due	Timely Wage(s)	Compliance	Fringe(s) Due	Timely Fringe(s)	Compliance
MITSUI SUMITOMO INS CO OF AMERICA	*	*	*	*	*	*
Total	*	*	*	*	*	*
MITSUI SUMITOMO INS CO OF AMERICA TPA Administered Claims						
CA070 CANNON COCHRAN MANAGEMENT SERVICES	1	0	0%	1	0	0%
TPA Total	1	0	0% ▼	1	0	0% ▼
MITSUI SUMITOMO INS CO OF AMERICA Group Total	1	0	0% ▼	1	0	0% ▼
NATIONWIDE INSURANCE	Wage(s) Due	Timely Wage(s)	Compliance	Fringe(s) Due	Timely Fringe(s)	Compliance
CA289 NATIONAL CASUALTY	1	1	100%	1	1	100%
CA291 NATIONWIDE AGRIBUSINESS INSURANCE	1	1	100%	1	1	100%
Total	2	2	100% ▲	2	2	100% ▲
NATIONWIDE INSURANCE Group Total	2	2	100% ▲	2	2	100% ▲
NEXT LEVEL ADMINISTRATOR LLC	Wage(s) Due	Timely Wage(s)	Compliance	Fringe(s) Due	Timely Fringe(s)	Compliance
CA433 NEXT LEVEL ADMINISTRATOR LLC	7	0	0%	7	1	14%
Total	7	0	0% ▼	7	1	14% ▼
NEXT LEVEL ADMINISTRATOR LLC Group Total	7	0	0% ▼	7	1	14% ▼
OLD REPUBLIC INSURANCE	Wage(s) Due	Timely Wage(s)	Compliance	Fringe(s) Due	Timely Fringe(s)	Compliance
CA196 GREAT WEST INSURANCE	1	1	100%	1	1	100%
Total	1	1	100% ▲	1	1	100% ▲
OLD REPUBLIC INSURANCE TPA Administered Claims						
CA040 BROADSPIRE SERVICES	1	1	100%	1	1	100%
CA070 CANNON COCHRAN MANAGEMENT SERVICES	6	5	83%	6	5	83%
CA190 GALLAGHER BASSETT SERVICES	7	6	86%	7	5	71%
CA300 SEDGWICK CLAIMS MANAGEMENT SERVICES	12	10	83%	12	8	67%
TPA Total	26	22	85% ▲	26	19	73% ▼
OLD REPUBLIC INSURANCE Group Total	27	23	85% ▲	27	20	74% ▼

INSURANCE GROUP COMPLIANCE
Wage Statements and Fringe Benefit Forms
Third Quarter
7/1/2023 - 9/30/2023

Insurance Company	Total Wage Statement(s) Due	Wage Statement(s) Filed Timely	Compliance Percentage	Total Fringe Benefit Form(s) Due	Fringe Benefit Form(s) Filed Timely	Compliance Percentage
PENNSYLVANIA MFG ASSN	Wage(s) Due	Timely Wage(s)	Compliance	Fringe(s) Due	Timely Fringe(s)	Compliance
MANUFACTURERS ALLIANCE INSURANCE	*	*	*	*	*	*
PENNSYLVANIA MFG ASSN	*	*	*	*	*	*
PENNSYLVANIA MFG INDEMNITY CO	*	*	*	*	*	*
Total	*	*	*	*	*	*
PENNSYLVANIA MFG ASSN TPA Administered Claims						
CA190 GALLAGHER BASSETT SERVICES	21	7	33%	21	8	38%
TPA Total	21	7	33% ▼	21	8	38% ▼
PENNSYLVANIA MFG ASSN Group Total	21	7	33% ▼	21	8	38% ▼
PROTECTIVE INSURANCE	Wage(s) Due	Timely Wage(s)	Compliance	Fringe(s) Due	Timely Fringe(s)	Compliance
CA277 PROTECTIVE INSURANCE COMPANY	*	*	*	*	*	*
Total	*	*	*	*	*	*
PROTECTIVE INSURANCE TPA Administered Claims						
CA040 BROADSPIRE SERVICES	3	3	100%	3	3	100%
TPA Total	3	3	100% ▲	3	3	100% ▲
PROTECTIVE INSURANCE Group Total	3	3	100% ▲	3	3	100% ▲
QBE INSURANCE GROUP	Wage(s) Due	Timely Wage(s)	Compliance	Fringe(s) Due	Timely Fringe(s)	Compliance
QBE INSURANCE GROUP	*	*	*	*	*	*
Total	*	*	*	*	*	*
QBE INSURANCE GROUP TPA Administered Claims						
CA300 SEDGWICK CLAIMS MANAGEMENT SERVICES	3	3	100%	3	3	100%
TPA Total	3	3	100% ▲	3	3	100% ▲
QBE INSURANCE GROUP Group Total	3	3	100% ▲	3	3	100% ▲
SAFETY NATIONAL CASUALTY CORP	Wage(s) Due	Timely Wage(s)	Compliance	Fringe(s) Due	Timely Fringe(s)	Compliance
SAFETY NATIONAL CASUALTY CORP	*	*	*	*	*	*
Total	*	*	*	*	*	*
SAFETY NATIONAL CASUALTY CORP TPA Administered Claims						
CA040 BROADSPIRE SERVICES	2	1	50%	2	1	50%
CA190 GALLAGHER BASSETT SERVICES	8	7	88%	8	7	88%
CA204 HELMSMAN MANAGEMENT SERVICES	1	0	0%	1	0	0%
CA280 RISK ENTERPRISE MANAGEMENT	1	0	0%	1	0	0%
CA300 SEDGWICK CLAIMS MANAGEMENT SERVICES	3	1	33%	3	1	33%
TPA Total	15	9	60% ▼	15	9	60% ▼
SAFETY NATIONAL CASUALTY CORP Group Total	15	9	60% ▼	15	9	60% ▼

INSURANCE GROUP COMPLIANCE
Wage Statements and Fringe Benefit Forms
Third Quarter
7/1/2023 - 9/30/2023

Insurance Company	Total Wage Statement(s) Due	Wage Statement(s) Filed Timely	Compliance Percentage	Total Fringe Benefit Form(s) Due	Fringe Benefit Form(s) Filed Timely	Compliance Percentage
SEDGWICK CLAIMS MANAGEMENT SERVICES	Wage(s) Due	Timely Wage(s)	Compliance	Fringe(s) Due	Timely Fringe(s)	Compliance
CA300 SEDGWICK CLAIMS MANAGEMENT SERVICES	104	73	70%	104	76	73%
Total	104	73	70% ▼	104	76	73% ▼
SEDGWICK CLAIMS MANAGEMENT SERVICES Group Total	104	73	70% ▼	104	76	73% ▼
SENTRY INSURANCE	Wage(s) Due	Timely Wage(s)	Compliance	Fringe(s) Due	Timely Fringe(s)	Compliance
CA426 MIDDLESEX INSURANCE COMPANY	2	2	100%	2	1	50%
CA402 SENTRY CASUALTY	1	1	100%	1	1	100%
CA305 SENTRY INSURANCE	7	6	86%	7	6	86%
Total	10	9	90% ▲	10	8	80% ▲
SENTRY INSURANCE Group Total	10	9	90% ▲	10	8	80% ▲
SERVICE AMERICAN INDEMNITY	Wage(s) Due	Timely Wage(s)	Compliance	Fringe(s) Due	Timely Fringe(s)	Compliance
SERVICE AMERICAN INDEMNITY	*	*	*	*	*	*
Total	*	*	*	*	*	*
SERVICE AMERICAN INDEMNITY TPA Administered Claims	Wage(s) Due	Timely Wage(s)	Compliance	Fringe(s) Due	Timely Fringe(s)	Compliance
CA040 BROADSPIRE SERVICES	1	1	100%	1	1	100%
TPA Total	1	1	100% ▲	1	1	100% ▲
SERVICE AMERICAN INDEMNITY Group Total	1	1	100% ▲	1	1	100% ▲
SOMPO JAPAN INSURANCE	Wage(s) Due	Timely Wage(s)	Compliance	Fringe(s) Due	Timely Fringe(s)	Compliance
SOMPO JAPAN INSURANCE COMPANY OF AMERICA	*	*	*	*	*	*
Total	*	*	*	*	*	*
SOMPO JAPAN INSURANCE TPA Administered Claims	Wage(s) Due	Timely Wage(s)	Compliance	Fringe(s) Due	Timely Fringe(s)	Compliance
CA190 GALLAGHER BASSETT SERVICES	1	0	0%	1	0	0%
TPA Total	1	0	0% ▼	1	0	0% ▼
SOMPO JAPAN INSURANCE Group Total	1	0	0% ▼	1	0	0% ▼
STARR INDEMNITY INSURANCE	Wage(s) Due	Timely Wage(s)	Compliance	Fringe(s) Due	Timely Fringe(s)	Compliance
STARR INDEMNITY INSURANCE	*	*	*	*	*	*
Total	*	*	*	*	*	*
STARR INDEMNITY INSURANCE TPA Administered Claims	Wage(s) Due	Timely Wage(s)	Compliance	Fringe(s) Due	Timely Fringe(s)	Compliance
CA190 GALLAGHER BASSETT SERVICES	4	1	25%	4	1	25%
CA300 SEDGWICK CLAIMS MANAGEMENT SERVICES	3	3	100%	3	3	100%
TPA Total	7	4	57% ▼	7	4	57% ▼
STARR INDEMNITY INSURANCE Group Total	7	4	57% ▼	7	4	57% ▼

INSURANCE GROUP COMPLIANCE
Wage Statements and Fringe Benefit Forms
Third Quarter
7/1/2023 - 9/30/2023

Insurance Company	Total Wage Statement(s) Due	Wage Statement(s) Filed Timely	Compliance Percentage	Total Fringe Benefit Form(s) Due	Fringe Benefit Form(s) Filed Timely	Compliance Percentage
STATE OF MAINE WORKERS' COMPENSATION TRUST	Wage(s) Due	Timely Wage(s)	Compliance	Fringe(s) Due	Timely Fringe(s)	Compliance
CA307 STATE OF MAINE WORKERS' COMPENSATION TRUST	87	82	94%	87	82	94%
Total	87	82	94% ▲	87	82	94% ▲
STATE OF MAINE WORKERS' COMPENSATION TRUST Group Total	87	82	94% ▲	87	82	94% ▲
SYNERNET	Wage(s) Due	Timely Wage(s)	Compliance	Fringe(s) Due	Timely Fringe(s)	Compliance
CA320 SYNERNET	95	67	71%	95	69	73%
Total	95	67	71% ▼	95	69	73% ▼
SYNERNET Group Total	95	67	71% ▼	95	69	73% ▼
TRAVELERS INSURANCE	Wage(s) Due	Timely Wage(s)	Compliance	Fringe(s) Due	Timely Fringe(s)	Compliance
CA072 CHARTER OAK FIRE INSURANCE	4	2	50%	4	1	25%
CA284 PHOENIX INSURANCE	2	0	0%	2	0	0%
CA306 STANDARD FIRE INSURANCE	26	11	42%	26	9	35%
CA348 TRAVELERS CASUALTY INSURANCE COMPANY OF AMERICA	4	2	50%	4	1	25%
CA349 TRAVELERS COMMERCIAL CASUALTY	1	0	0%	1	0	0%
CA346 TRAVELERS INDEMNITY COMPANY OF AMERICA	2	1	50%	2	0	0%
CA345 TRAVELERS PROPERTY CASUALTY INSURANCE	1	1	100%	1	0	0%
Total	40	17	43% ▼	40	11	28% ▼
TRAVELERS INSURANCE TPA Administered Claims						
CA110 CONSTITUTION STATE SERVICES	2	2	100%	2	2	100%
CA300 SEDGWICK CLAIMS MANAGEMENT SERVICES	1	1	100%	1	1	100%
TPA Total	3	3	100% ▲	3	3	100% ▲
TRAVELERS INSURANCE Group Total	43	20	47% ▼	43	14	33% ▼
TYSON FOODS INC	Wage(s) Due	Timely Wage(s)	Compliance	Fringe(s) Due	Timely Fringe(s)	Compliance
CA435 TYSON FOODS INC	1	0	0%	1	0	0%
Total	1	0	0% ▼	1	0	0% ▼
TYSON FOODS INC Group Total	1	0	0% ▼	1	0	0% ▼
VANLINER INSURANCE	Wage(s) Due	Timely Wage(s)	Compliance	Fringe(s) Due	Timely Fringe(s)	Compliance
CA379 VANLINER INSURANCE	5	5	100%	5	5	100%
Total	5	5	100% ▲	5	5	100% ▲
VANLINER INSURANCE Group Total	5	5	100% ▲	5	5	100% ▲
WALMART CLAIMS SERVICES	Wage(s) Due	Timely Wage(s)	Compliance	Fringe(s) Due	Timely Fringe(s)	Compliance
CA100 CLAIMS MANAGEMENT (WALMART)	66	59	89%	66	55	83%
Total	66	59	89% ▲	66	55	83% ▲
WALMART CLAIMS SERVICES Group Total	66	59	89% ▲	66	55	83% ▲

INSURANCE GROUP COMPLIANCE
Wage Statements and Fringe Benefit Forms
Third Quarter
7/1/2023 - 9/30/2023

Insurance Company	Total Wage Statement(s) Due	Wage Statement(s) Filed Timely	Compliance Percentage	Total Fringe Benefit Form(s) Due	Fringe Benefit Form(s) Filed Timely	Compliance Percentage
ZURICH INSURANCE	Wage(s) Due	Timely Wage(s)	Compliance	Fringe(s) Due	Timely Fringe(s)	Compliance
CA022 AMERICAN ZURICH	18	12	67%	18	13	72%
Total	18	12	67% ▼	18	13	72% ▼
ZURICH INSURANCE TPA Administered Claims						
CA040 BROADSPIRE SERVICES	3	3	100%	3	3	100%
CA080 CHESTERFIELD SERVICES	1	1	100%	1	1	100%
CA116 CORVEL ENTERPRISE COMP	14	14	100%	14	14	100%
CA117 COTTINGHAM & BUTLER CLAIMS SERVICES	3	0	0%	3	0	0%
CA160 ESIS	1	1	100%	1	1	100%
CA190 GALLAGHER BASSETT SERVICES	12	5	42%	12	5	42%
CA300 SEDGWICK CLAIMS MANAGEMENT SERVICES	3	1	33%	3	1	33%
TPA Total	37	25	68% ▼	37	25	68% ▼
ZURICH INSURANCE Group Total	55	37	67% ▼	55	38	69% ▼