

MAINE STATE LEGISLATURE

The following document is provided by the
LAW AND LEGISLATIVE DIGITAL LIBRARY
at the Maine State Law and Legislative Reference Library
<http://legislature.maine.gov/lawlib>



Reproduced from electronic originals
(may include minor formatting differences from printed original)



QUARTERLY COMPLIANCE REPORT

STATE OF MAINE
WORKERS' COMPENSATION BOARD

First Quarter 2023
January 1, 2023 - March 31, 2023

Office of Monitoring, Audit &
Enforcement

John C. Rohde
Executive Director

27 State House Station
Augusta, Maine 04333-0027

**State of Maine
Workers' Compensation Board
Quarterly Compliance Report
First Quarter 2023**

Table of Contents

1.	Executive Summary	Pages 1-2
2.	Lost Time First Report of Injury Filings	Page 3
3.	Initial Indemnity Payments	Page 4
4.	Initial Memorandum of Payment Filings	Page 5
5.	Initial Indemnity Notice of Controversy Filings	Page 6
6.	Wage Information	Page 7

Table of Charts

1.	Lost Time First Report of Injury Filings Timeliness Distribution	Page 3
2.	Lost Time First Report of Injury Filings Quarterly Compliance	Page 3
3.	Lost Time First Report of Injury Filings Compliance Trend	Page 3
4.	Initial Indemnity Payments Timeliness Distribution	Page 4
5.	Initial Indemnity Payments Quarterly Compliance	Page 4
6.	Initial Indemnity Payments Compliance Trend	Page 4
7.	Initial Memorandum of Payment Filings Timeliness Distribution	Page 5
8.	Initial Memorandum of Payment Filings Quarterly Compliance	Page 5
9.	Initial Memorandum of Payment Filings Compliance Trend	Page 5
10.	Initial Indemnity Notice of Controversy Filings Timeliness Distribution	Page 6
11.	Initial Indemnity Notice of Controversy Filings Quarterly Compliance	Page 6
12.	Initial Indemnity Notice of Controversy Filings Compliance Trend	Page 6
13.	Wage Statement Timeliness Distribution	Page 7
14.	Fringe Benefits Worksheet(s) Timeliness Distribution	Page 7

Appendices

A.	Insurance Group Compliance Lost Time FROI Filings and Initial Indemnity Payments	Pages A1-A15
B.	Insurance Group Compliance Initial MOP and Initial Indemnity NOC Filings	Pages B1-B14
C.	Insurance Group Compliance Wage Statements and Fringe Benefit Form Filings	Pages C1-C13

Executive Summary

On July 11, 2023 the Maine Workers' Compensation Board of Directors approved the First Quarter Compliance Report (January 1, 2023 - March 31, 2023). This report represents the efforts of the Office of Monitoring, Audit and Enforcement and insurers, self-insurers, and third-party administrators (collectively "insurers").

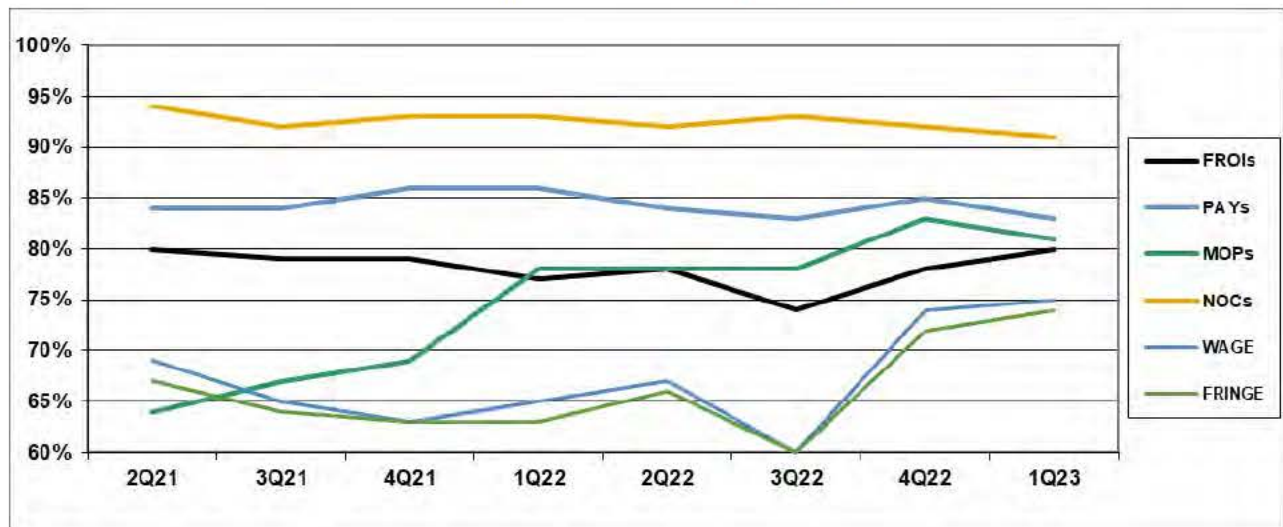
I. COMPLIANCE OVERVIEW

The Reconciliation Report was sent to 117 insurers on April 20, 2023; 92 responded, 15 were not required to respond and 10 did not respond.

The 1Q22 report represents results based upon data received by May 25, 2023. The results are:

	Number of Days	Benchmark	2Q21	3Q21	4Q21	1Q22	2Q22	3Q22	4Q22	1Q23
FROIs	7	85%	80%	79%	79%	77%	78%	74%	78%	80%
PAYs	14	87%	84%	84%	86%	86%	84%	83%	85%	83%
MOPs	17	85%	64%	67%	69%	78%	78%	78%	83%	81%
NOCs	14	90%	94%	92%	93%	93%	92%	93%	92%	91%
WAGE	30	75%	69%	65%	63%	65%	67%	60%	74%	75%
FRINGE	30	75%	67%	64%	63%	63%	66%	60%	72%	74%

Compliance Benchmark Tracking



II. CAVEATS & EXPLANATIONS

A. General

- Question marks (“?”) within this report indicate that the insurer did not provide all of the data required to measure compliance in that particular area.

B. Lost Time First Report of Injury (FROI) Filings

- Compliance with this benchmark exists when the FROI is filed (accepted EDI transaction, with or without errors) within 7 days after the employer receives notice or knowledge of an employee injury that has caused the employee to lose a day’s work.

C. Initial Indemnity Payments (PAYs)

- Compliance with this benchmark exists when the check is mailed within the later of (i) 14 days after the employer’s notice or knowledge of incapacity or (ii) the first day of compensability plus 6 days.
- If an employer continues to pay the employee’s salary, payments are deemed timely for purposes of compliance if made consistent with the employer’s usual payroll practice.

D. Initial Memorandum of Payment (MOP) Filings

- Compliance with this benchmark exists when the MOP is received within 17 days of the employer’s notice or knowledge of incapacity.

E. Initial Indemnity Notice of Controversy (NOC) Filings

- Compliance with this benchmark exists when the NOC is filed (accepted EDI transaction, with or without errors) within 14 days after the employer receives notice or knowledge of the incapacity or death. Measurement excludes filings submitted with full denial reason codes 3A-3H (No Coverage).

F. Wage Information

- Compliance with the benchmark (WCB-2 and WCB-2B forms) exists when the wage information is filed within 30 days of the employer receiving notice or knowledge of incapacity.

III. COMPLETED AUDITS

The Board conducts compliance audits of insurers to ensure that all obligations under the Workers’ Compensation Act are met. The functions of the audit program include, but are not limited to: ensuring that all reporting requirements of the Board are met, auditing the timeliness of benefit payments, auditing the accuracy of indemnity payments, evaluating claims-handling techniques, and determining whether claims are unreasonably contested.

There were no finalized Audits in 1st Quarter 2023:

LOST TIME FIRST REPORT OF INJURY FILINGS

Chart 1: Timeliness Distribution



Table 1: Received Within

0-7 Days	2,957	80%
8-14 Days	397	11%
15-29 Days	203	5%
30+ Days	147	4%
? Days	0	0%
Total	3,704	100%

*The percentages may not always add to 100% due to rounding

Chart 2: Quarterly Compliance

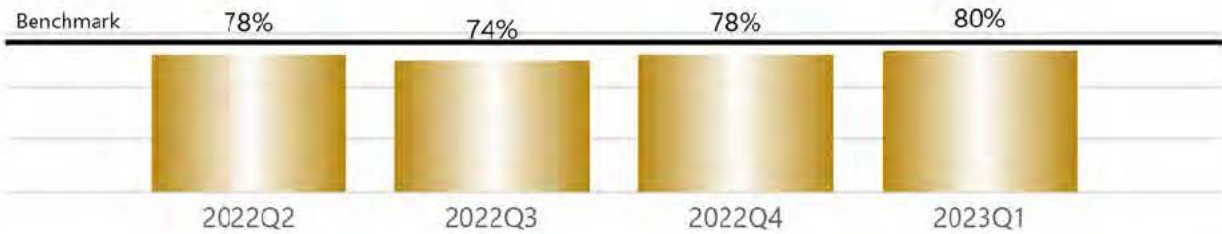


Chart 3: Compliance Trend



INITIAL INDEMNITY PAYMENTS

Chart 4: Timeliness Distribution



Table 2: Made Within

0-14 Days	870	83%
15-21 Days	87	8%
22-44 Days	71	7%
45+ Days	25	2%
? Days	0	0%
Total	1,053	100%

*The percentages may not always add to 100% due to rounding

Initial indemnity payments are monitored to ensure that payments are initiated within the time limits established in Section 205. As a result of these efforts, \$17,700 was issued to claimants in penalties and there is another \$7,600 in penalties awaiting resolution.

Chart 5: Quarterly Compliance

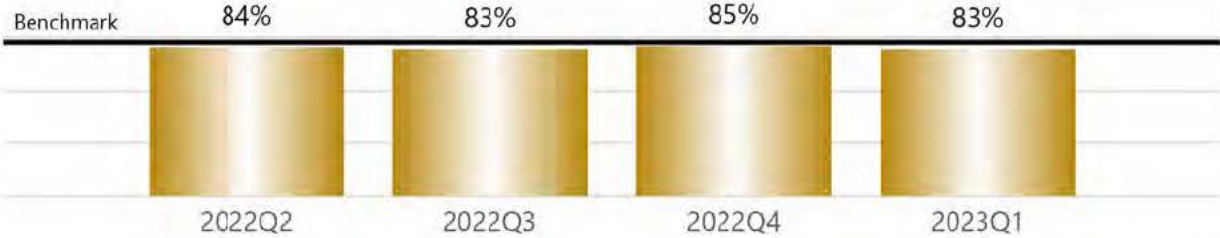
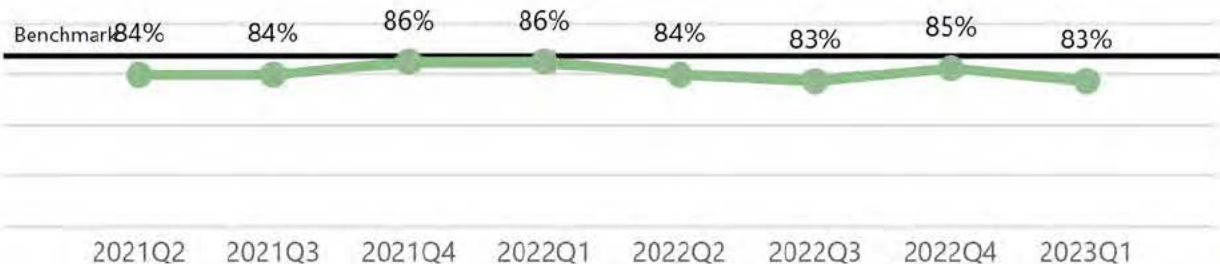


Chart 6: Compliance Trend



INITIAL MEMORANDUM OF PAYMENT FILINGS

Chart 7: Timeliness Distribution



Table 3: Received Within

0-17 Days	855	81%
18-21 Days	51	5%
22-44 Days	104	10%
45+ Days	43	4%
? Days	0	0%
Total	1,053	100%

*The percentages may not always add to 100% due to rounding

Chart 8: Quarterly Compliance

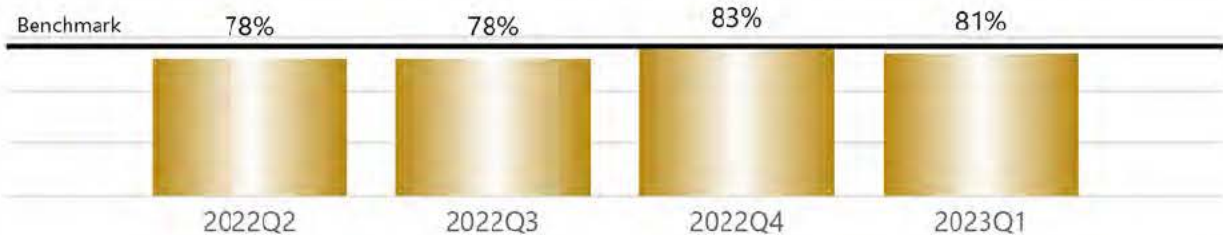


Chart 9: Compliance Trend



INITIAL INDEMNITY NOTICE OF CONTROVERSY FILINGS

Chart 10: Timeliness Distribution

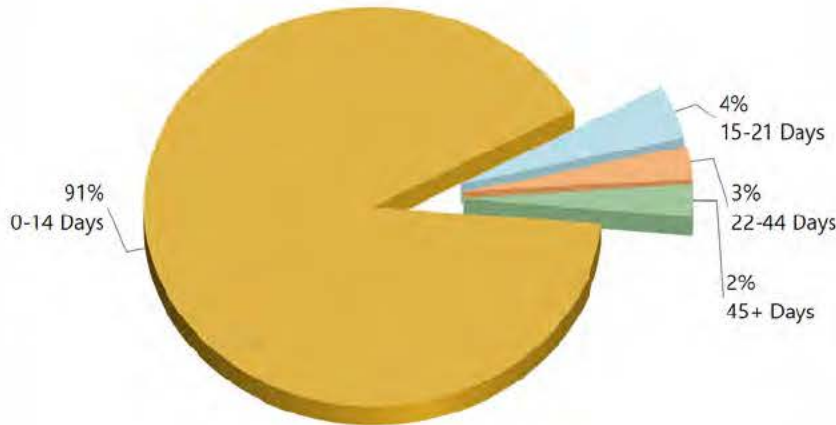


Table 4: Received Within

0-14 Days	585	91%
15-21 Days	28	4%
22-44 Days	17	3%
45+ Days	16	2%
? Days	0	0%
Total	646	100%

*The percentages may not always add to 100% due to rounding

Chart 11: Quarterly Compliance

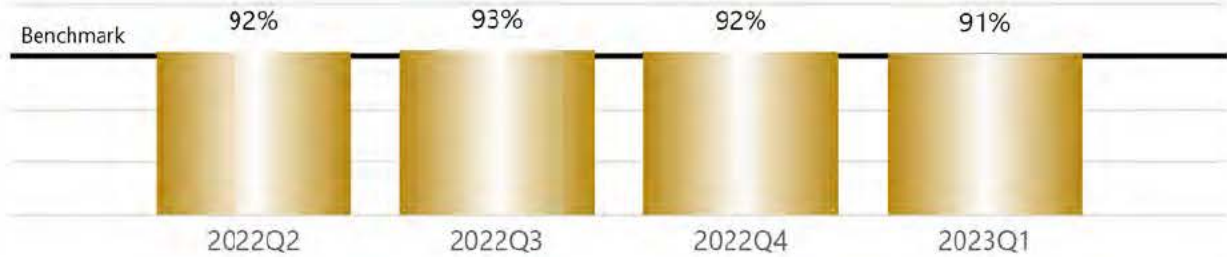
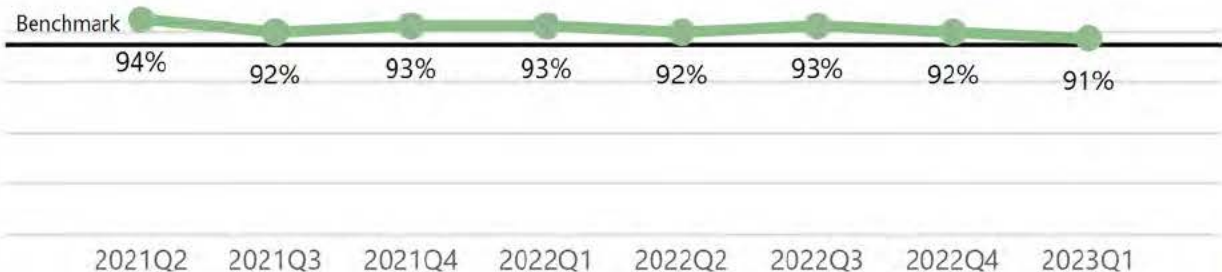


Chart 12: Compliance Trend



WAGE INFORMATION

Chart 13: Wage Statements Due Distribution

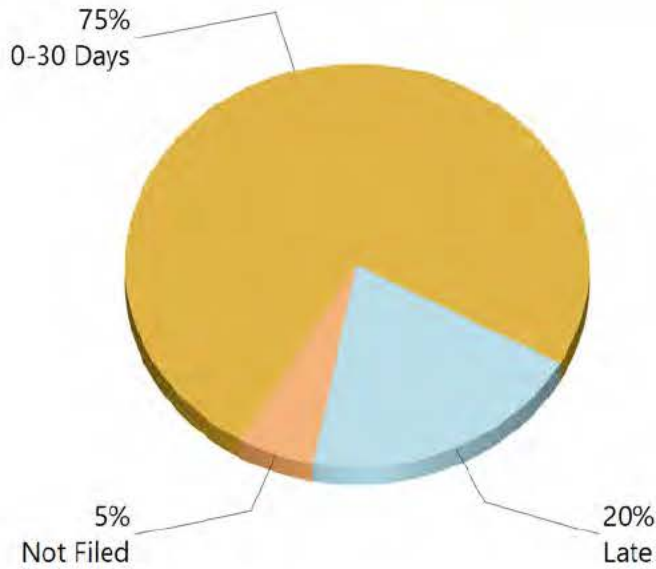


Table 5: Wage Statements Due

0-30 Days	1,519	75%
Late	404	20%
Not Filed	109	5%
Total	2,032	100%

*The percentages may not always add to 100% due to rounding

Chart 14: Fringe Benefit Worksheets Due Distribution

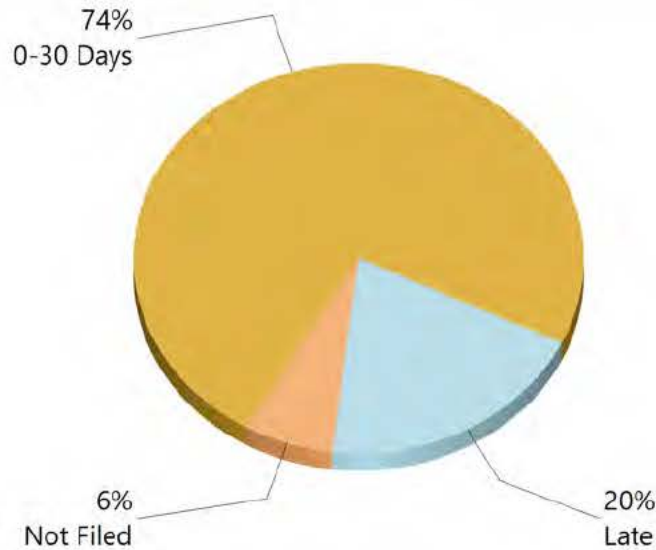


Table 6: Fringe Worksheets Due

0-30 Days	1,500	74%
Late	401	20%
Not Filed	131	6%
Total	2,032	100%

*The percentages may not always add to 100% due to rounding

Appendix A

**Insurance Group Compliance
Lost Time FROI Filings and
Initial Indemnity Payments
First Quarter
1/1/2023 - 3/31/2023**

INSURANCE GROUP COMPLIANCE

Lost Time FROI and Initial Indemnity Payments

First Quarter 2023

1/1/2023 - 3/31/2023

Insurance Company	Total Lost Time FROIs Filed	Lost Time FROIs Filed Timely	Compliance Percentage	Total Initial Indemnity Payments Made	Initial Indemnity Payments Made Timely	Compliance Percentage
ACADIA INSURANCE	FROIs Filed	Timely FROIs	Compliance	Payments Made	Timely Payments	Compliance
CA010 ACADIA INSURANCE	44	40	91%	15	14	93%
Total	44	40	91% ▲	15	14	93% ▲
ACADIA INSURANCE Group Total	44	40	91% ▲	15	14	93% ▲
ACCIDENT FUND INSURANCE	FROIs Filed	Timely FROIs	Compliance	Payments Made	Timely Payments	Compliance
ACCIDENT FUND INSURANCE	*	*	*	*	*	*
Total	*	*	*	*	*	*
ACCIDENT FUND INSURANCE TPA Administered Claims	FROIs Filed	Timely FROIs	Compliance	Payments Made	Timely Payments	Compliance
CA190 GALLAGHER BASSETT SERVICES	3	3	100%	2	2	100%
TPA Total	3	3	100% ▲	2	2	100% ▲
ACCIDENT FUND INSURANCE Group Total	3	3	100% ▲	2	2	100% ▲
ACUITY MUTUAL INSURANCE	FROIs Filed	Timely FROIs	Compliance	Payments Made	Timely Payments	Compliance
CA418 ACUITY MUTUAL INSURANCE	6	6	100%	1	1	100%
Total	6	6	100% ▲	1	1	100% ▲
ACUITY MUTUAL INSURANCE Group Total	6	6	100% ▲	1	1	100% ▲
AIG INSURANCE	FROIs Filed	Timely FROIs	Compliance	Payments Made	Timely Payments	Compliance
CA015 AIG CLAIMS, INC	*	*	*	*	*	*
Total	*	*	*	*	*	*
AIG INSURANCE TPA Administered Claims	FROIs Filed	Timely FROIs	Compliance	Payments Made	Timely Payments	Compliance
CA040 BROADSPIRE SERVICES	1	1	100%	No Filings	No Filings	No Filings
CA116 CORVEL ENTERPRISE COMP	7	3	43%	2	0	0%
CA160 ESIS	9	5	56%	8	5	63%
CA190 GALLAGHER BASSETT SERVICES	29	23	79%	7	5	71%
CA204 HELMSMAN MANAGEMENT SERVICES	21	12	57%	3	2	67%
CA300 SEDGWICK CLAIMS MANAGEMENT SERVICES	70	44	63%	23	22	96%
TPA Total	137	88	64% ▼	43	34	79% ▼
AIG INSURANCE Group Total	137	88	64% ▼	43	34	79% ▼
AIM MUTUAL GROUP	FROIs Filed	Timely FROIs	Compliance	Payments Made	Timely Payments	Compliance
CA472 AIM MUTUAL INSURANCE	4	4	100%	No Filings	No Filings	No Filings
Total	4	4	100% ▲	No Filings	No Filings	No Filings
AIM MUTUAL GROUP Group Total	4	4	100% ▲	No Filings	No Filings	No Filings
AMERICAN FINANCIAL GROUP	FROIs Filed	Timely FROIs	Compliance	Payments Made	Timely Payments	Compliance
CA193 GREAT AMERICAN INSURANCE	1	0	0%	No Filings	No Filings	No Filings
CA494 TRIUMPHE CASUALTY	1	1	100%	1	1	100%
Total	2	1	50% ▼	1	1	100% ▲
AMERICAN FINANCIAL GROUP Group Total	2	1	50% ▼	1	1	100% ▲

Maine Workers' Compensation Board
 Lost Time FROI Filing Benchmark: 85%
 Initial Indemnity Payment Benchmark: 87%

▲ Indicates benchmark met or exceeded
 ▼ Indicates benchmark not met

INSURANCE GROUP COMPLIANCE
 Lost Time FROI and Initial Indemnity Payments
 First Quarter 2023
 1/1/2023 - 3/31/2023

Insurance Company	Total Lost Time FROIs Filed	Lost Time FROIs Filed Timely	Compliance Percentage	Total Initial Indemnity Payments Made	Initial Indemnity Payments Made Timely	Compliance Percentage
AMERISURE INSURANCE	FROIs Filed	Timely FROIs	Compliance	Payments Made	Timely Payments	Compliance
CA013 AMERISURE INSURANCE	*	*	*	*	*	*
Total	*	*	*	*	*	*
AMERISURE INSURANCE TPA Administered Claims						
CA190 GALLAGHER BASSETT SERVICES	2	2	100%	No Filings	No Filings	No Filings
TPA Total	2	2	100% ▲	No Filings	No Filings	No Filings ▲
AMERISURE INSURANCE Group Total	2	2	100% ▲	No Filings	No Filings	No Filings ▲
AMTRUST INSURANCE	FROIs Filed	Timely FROIs	Compliance	Payments Made	Timely Payments	Compliance
CA437 AMTRUST NORTH AMERICA	1	0	0%	No Filings	No Filings	No Filings
CA342 TECHNOLOGY INSURANCE	4	1	25%	3	1	33%
CA381 WESCO INSURANCE	7	4	57%	3	1	33%
Total	12	5	42% ▼	6	2	33% ▼
AMTRUST INSURANCE Group Total	12	5	42% ▼	6	2	33% ▼
ARCH INSURANCE	FROIs Filed	Timely FROIs	Compliance	Payments Made	Timely Payments	Compliance
ARCH INSURANCE	*	*	*	*	*	*
Total	*	*	*	*	*	*
ARCH INSURANCE TPA Administered Claims						
CA040 BROADSPIRE SERVICES	10	6	60%	1	1	100%
CA070 CANNON COCHRAN MANAGEMENT SERVICES	2	2	100%	No Filings	No Filings	No Filings
CA116 CORVEL ENTERPRISE COMP	7	4	57%	No Filings	No Filings	No Filings
CA160 ESIS	1	0	0%	1	1	100%
CA190 GALLAGHER BASSETT SERVICES	7	6	86%	4	2	50%
CA300 SEDGWICK CLAIMS MANAGEMENT SERVICES	2	1	50%	No Filings	No Filings	No Filings
TPA Total	29	19	66% ▼	6	4	67% ▼
ARCH INSURANCE Group Total	29	19	66% ▼	6	4	67% ▼
BATH IRON WORKS	FROIs Filed	Timely FROIs	Compliance	Payments Made	Timely Payments	Compliance
CA036 BATH IRON WORKS	12	12	100%	12	10	83%
Total	12	12	100% ▲	12	10	83% ▼
BATH IRON WORKS Group Total	12	12	100% ▲	12	10	83% ▼
BENCHMARK ADMINISTRATORS, LLC	FROIs Filed	Timely FROIs	Compliance	Payments Made	Timely Payments	Compliance
CA497 BENCHMARK ADMINISTRATORS, LLC	1	0	0%	No Filings	No Filings	No Filings
Total	1	0	0% ▼	No Filings	No Filings	No Filings
BENCHMARK ADMINISTRATORS, LLC Group Total	1	0	0% ▼	No Filings	No Filings	No Filings

INSURANCE GROUP COMPLIANCE

Lost Time FROI and Initial Indemnity Payments

First Quarter 2023

1/1/2023 - 3/31/2023

Insurance Company	Total Lost Time FROIs Filed	Lost Time FROIs Filed Timely	Compliance Percentage	Total Initial Indemnity Payments Made	Initial Indemnity Payments Made Timely	Compliance Percentage
BERKSHIRE HATHAWAY GROUP	FROIs Filed	Timely FROIs	Compliance	Payments Made	Timely Payments	Compliance
CA114 BERKSHIRE HATHAWAY HOMESTATE INSURANCE	1	0	0%	1	1	100%
Total	1	0	0% ▼	1	1	100% ▲
BERKSHIRE HATHAWAY GROUP Group Total	1	0	0% ▼	1	1	100% ▲
BROADSPIRE SERVICES	FROIs Filed	Timely FROIs	Compliance	Payments Made	Timely Payments	Compliance
CA040 BROADSPIRE SERVICES	40	18	45%	13	10	77%
Total	40	18	45% ▼	13	10	77% ▼
BROADSPIRE SERVICES Group Total	40	18	45% ▼	13	10	77% ▼
CANNON COCHRAN MANAGEMENT SERVICES	FROIs Filed	Timely FROIs	Compliance	Payments Made	Timely Payments	Compliance
CA070 CANNON COCHRAN MANAGEMENT SERVICES	43	39	91%	9	8	89%
Total	43	39	91% ▲	9	8	89% ▲
CANNON COCHRAN MANAGEMENT SERVICES Group Total	43	39	91% ▲	9	8	89% ▲
CAROLINA CASUALTY INS CO	FROIs Filed	Timely FROIs	Compliance	Payments Made	Timely Payments	Compliance
CAROLINA CASUALTY INS CO	*	*	*	*	*	*
Total	*	*	*	*	*	*
CAROLINA CASUALTY INS CO TPA Administered Claims	FROIs Filed	Timely FROIs	Compliance	Payments Made	Timely Payments	Compliance
CA190 GALLAGHER BASSETT SERVICES	6	4	67%	1	1	100%
TPA Total	6	4	67% ▼	1	1	100% ▲
CAROLINA CASUALTY INS CO Group Total	6	4	67% ▼	1	1	100% ▲

INSURANCE GROUP COMPLIANCE
 Lost Time FROI and Initial Indemnity Payments
 First Quarter 2023
 1/1/2023 - 3/31/2023

Insurance Company	Total Lost Time FROIs Filed	Lost Time FROIs Filed Timely	Compliance Percentage	Total Initial Indemnity Payments Made	Initial Indemnity Payments Made Timely	Compliance Percentage
CHUBB INSURANCE	FROIs Filed	Timely FROIs	Compliance	Payments Made	Timely Payments	Compliance
ACE AMERICAN INSURANCE COMPANY	*	*	*	*	*	*
ACE INSURANCE	*	*	*	*	*	*
CA046 CHUBB INSURANCE	*	*	*	*	*	*
CA090 FEDERAL INSURANCE	*	*	*	*	*	*
INDEMNITY INS CO OF NORTH AMERICA	*	*	*	*	*	*
PACIFIC INDEMNITY CO	*	*	*	*	*	*
Total	*	*	*	*	*	*
CHUBB INSURANCE TPA Administered Claims						
CA070 CANNON COCHRAN MANAGEMENT SERVICES	6	5	83%	1	1	100%
CA110 CONSTITUTION STATE SERVICES	2	2	100%	1	1	100%
CA116 CORVEL ENTERPRISE COMP	23	14	61%	1	0	0%
CA160 ESIS	12	3	25%	7	3	43%
CA190 GALLAGHER BASSETT SERVICES	65	45	69%	17	12	71%
CA204 HELMSMAN MANAGEMENT SERVICES	5	5	100%	No Filings	No Filings	No Filings
CA300 SEDGWICK CLAIMS MANAGEMENT SERVICES	70	63	90%	13	11	85%
TPA Total	183	137	75% ▼	40	28	70% ▼
CHUBB INSURANCE Group Total	183	137	75% ▼	40	28	70% ▼
CHURCH MUTUAL INSURANCE	FROIs Filed	Timely FROIs	Compliance	Payments Made	Timely Payments	Compliance
CA084 CHURCH MUTUAL INSURANCE	*	*	*	*	*	*
Total	*	*	*	*	*	*
CHURCH MUTUAL INSURANCE TPA Administered Claims						
CA160 ESIS	1	1	100%	1	1	100%
TPA Total	1	1	100% ▲	1	1	100% ▲
CHURCH MUTUAL INSURANCE Group Total	1	1	100% ▲	1	1	100% ▲
CINCINNATI FINANCIAL GROUP	FROIs Filed	Timely FROIs	Compliance	Payments Made	Timely Payments	Compliance
CA438 CINCINNATI INSURANCE	3	1	33%	No Filings	No Filings	No Filings
Total	3	1	33% ▼	No Filings	No Filings	No Filings
CINCINNATI FINANCIAL GROUP Group Total	3	1	33% ▼	No Filings	No Filings	No Filings

INSURANCE GROUP COMPLIANCE
Lost Time FROI and Initial Indemnity Payments
First Quarter 2023
1/1/2023 - 3/31/2023

Insurance Company	Total Lost Time FROIs Filed	Lost Time FROIs Filed Timely	Compliance Percentage	Total Initial Indemnity Payments Made	Initial Indemnity Payments Made Timely	Compliance Percentage
CNA INSURANCE	FROIs Filed	Timely FROIs	Compliance	Payments Made	Timely Payments	Compliance
CA083 CNA CLAIMS PLUS	3	1	33%	2	1	50%
CA271 NATIONAL FIRE INSURANCE	1	1	100%	1	1	100%
CA087 THE CONTINENTAL INSURANCE	1	1	100%	1	1	100%
Total	5	3	60% ▼	4	3	75% ▼
CNA INSURANCE TPA Administered Claims						
CA040 BROADSPIRE SERVICES	3	1	33%	No Filings	No Filings	No Filings
CA190 GALLAGHER BASSETT SERVICES	1	1	100%	No Filings	No Filings	No Filings
TPA Total	4	2	50% ▼	No Filings	No Filings	No Filings
CNA INSURANCE Group Total	9	5	56% ▼	4	3	75% ▼
CONSTITUTION STATE SERVICES	FROIs Filed	Timely FROIs	Compliance	Payments Made	Timely Payments	Compliance
CA110 CONSTITUTION STATE SERVICES	5	3	60%	2	2	100%
Total	5	3	60% ▼	2	2	100% ▲
CONSTITUTION STATE SERVICES Group Total	5	3	60% ▼	2	2	100% ▲
CORVEL ENTERPRISE COMP	FROIs Filed	Timely FROIs	Compliance	Payments Made	Timely Payments	Compliance
CA116 CORVEL ENTERPRISE COMP	77	49	64%	10	4	40%
Total	77	49	64% ▼	10	4	40% ▼
CORVEL ENTERPRISE COMP Group Total	77	49	64% ▼	10	4	40% ▼
COTTINGHAM & BUTLER CLAIMS SERVICES	FROIs Filed	Timely FROIs	Compliance	Payments Made	Timely Payments	Compliance
CA117 COTTINGHAM & BUTLER CLAIMS SERVICES	4	2	50%	1	1	100%
Total	4	2	50% ▼	1	1	100% ▲
COTTINGHAM & BUTLER CLAIMS SERVICES Group Total	4	2	50% ▼	1	1	100% ▲
CROSS INSURANCE	FROIs Filed	Timely FROIs	Compliance	Payments Made	Timely Payments	Compliance
CA093 CROSS INSURANCE	410	378	92%	75	71	95%
Total	410	378	92% ▲	75	71	95% ▲
CROSS INSURANCE Group Total	410	378	92% ▲	75	71	95% ▲
DELHAIZE AMERICA LLC	FROIs Filed	Timely FROIs	Compliance	Payments Made	Timely Payments	Compliance
CA496 DELHAIZE AMERICA LLC	48	41	85%	14	12	86%
Total	48	41	85% ▲	14	12	86% ▼
DELHAIZE AMERICA LLC Group Total	48	41	85% ▲	14	12	86% ▼
EASTERN ALLIANCE INSURANCE	FROIs Filed	Timely FROIs	Compliance	Payments Made	Timely Payments	Compliance
CA141 EASTERN ALLIANCE INSURANCE	75	54	72%	20	16	80%
Total	75	54	72% ▼	20	16	80% ▼
EASTERN ALLIANCE INSURANCE Group Total	75	54	72% ▼	20	16	80% ▼

INSURANCE GROUP COMPLIANCE

Lost Time FROI and Initial Indemnity Payments

First Quarter 2023

1/1/2023 - 3/31/2023

Insurance Company	Total Lost Time FROIs Filed	Lost Time FROIs Filed Timely	Compliance Percentage	Total Initial Indemnity Payments Made	Initial Indemnity Payments Made Timely	Compliance Percentage
ELECTRIC INSURANCE	FROIs Filed	Timely FROIs	Compliance	Payments Made	Timely Payments	Compliance
CA150 ELECTRIC INSURANCE	*	*	*	*	*	*
Total	*	*	*	*	*	*
ELECTRIC INSURANCE TPA Administered Claims						
CA300 SEDGWICK CLAIMS MANAGEMENT SERVICES	3	3	100%	No Filings	No Filings	No Filings
TPA Total	3	3	100% ▲	No Filings	No Filings	No Filings
ELECTRIC INSURANCE Group Total	3	3	100% ▲	No Filings	No Filings	No Filings
EMPLOYERS HOLDING GROUP	FROIs Filed	Timely FROIs	Compliance	Payments Made	Timely Payments	Compliance
CA480 EMPLOYERS ASSURANCE COMPANY	1	0	0%	No Filings	No Filings	No Filings
CA481 EMPLOYERS COMPENSATION INSURANCE	2	1	50%	No Filings	No Filings	No Filings
CA479 EMPLOYERS PREFERRED INSURANCE	3	0	0%	1	0	0%
Total	6	1	17% ▼	1	0	0% ▼
EMPLOYERS HOLDING GROUP Group Total	6	1	17% ▼	1	0	0% ▼
ESIS	FROIs Filed	Timely FROIs	Compliance	Payments Made	Timely Payments	Compliance
CA160 ESIS	29	11	38%	20	11	55%
Total	29	11	38% ▼	20	11	55% ▼
ESIS Group Total	29	11	38% ▼	20	11	55% ▼
EVEREST REINS HOLDINGS GROUP	FROIs Filed	Timely FROIs	Compliance	Payments Made	Timely Payments	Compliance
EVEREST REINS HOLDINGS	*	*	*	*	*	*
Total	*	*	*	*	*	*
EVEREST REINS HOLDINGS GROUP TPA Administered Claims						
CA190 GALLAGHER BASSETT SERVICES	2	2	100%	No Filings	No Filings	No Filings
CA300 SEDGWICK CLAIMS MANAGEMENT SERVICES	2	1	50%	1	0	0%
TPA Total	4	3	75% ▼	1	0	0% ▼
EVEREST REINS HOLDINGS GROUP Group Total	4	3	75% ▼	1	0	0% ▼
FAIRFAX FINANCIAL GROUP	FROIs Filed	Timely FROIs	Compliance	Payments Made	Timely Payments	Compliance
ZENITH INSURANCE	*	*	*	*	*	*
Total	*	*	*	*	*	*
FAIRFAX FINANCIAL GROUP TPA Administered Claims						
CA040 BROADSPIRE SERVICES	1	0	0%	No Filings	No Filings	No Filings
TPA Total	1	0	0% ▼	No Filings	No Filings	No Filings ▲
FAIRFAX FINANCIAL GROUP Group Total	1	0	0% ▼	No Filings	No Filings	No Filings ▲
FEDERATED MUTUAL INSURANCE	FROIs Filed	Timely FROIs	Compliance	Payments Made	Timely Payments	Compliance
CA091 FEDERATED MUTUAL INSURANCE	2	1	50%	1	0	0%
Total	2	1	50% ▼	1	0	0% ▼
FEDERATED MUTUAL INSURANCE Group Total	2	1	50% ▼	1	0	0% ▼

Maine Workers' Compensation Board
 Lost Time FROI Filing Benchmark: 85%
 Initial Indemnity Payment Benchmark: 87%

▲ Indicates benchmark met or exceeded
 ▼ Indicates benchmark not met

INSURANCE GROUP COMPLIANCE

Lost Time FROI and Initial Indemnity Payments

First Quarter 2023

1/1/2023 - 3/31/2023

Insurance Company	Total Lost Time FROIs Filed	Lost Time FROIs Filed Timely	Compliance Percentage	Total Initial Indemnity Payments Made	Initial Indemnity Payments Made Timely	Compliance Percentage
FUTURECOMP	FROIs Filed	Timely FROIs	Compliance	Payments Made	Timely Payments	Compliance
CA175 FUTURECOMP	47	47	100%	11	11	100%
Total	47	47	100% ▲	11	11	100% ▲
FUTURECOMP Group Total						
47	47	47	100%	11	11	100%
GALLAGHER BASSETT SERVICES	FROIs Filed	Timely FROIs	Compliance	Payments Made	Timely Payments	Compliance
CA190 GALLAGHER BASSETT SERVICES	252	193	77%	80	48	60%
Total	252	193	77% ▼	80	48	60% ▼
GALLAGHER BASSETT SERVICES Group Total						
252	193	77%	60%	80	48	60%
GUARD INSURANCE	FROIs Filed	Timely FROIs	Compliance	Payments Made	Timely Payments	Compliance
CA019 AMGUARD INSURANCE	4	3	75%	3	3	100%
CA140 EASTGUARD INSURANCE	No Filings	No Filings	No Filings	1	1	100%
CA272 NORGUARD INSURANCE	5	4	80%	3	2	67%
Total	9	7	78% ▼	7	6	86% ▼
GUARD INSURANCE Group Total						
9	7	78%	86%	7	6	86%
HANOVER INSURANCE	FROIs Filed	Timely FROIs	Compliance	Payments Made	Timely Payments	Compliance
CA048 CITIZENS INSURANCE COMPANY OF AMERICA	2	0	0%	2	0	0%
CA202 HANOVER INSURANCE	2	0	0%	1	1	100%
Total	4	0	0% ▼	3	1	33% ▼
HANOVER INSURANCE Group Total						
4	0	0%	33%	3	1	33%
HARTFORD INSURANCE	FROIs Filed	Timely FROIs	Compliance	Payments Made	Timely Payments	Compliance
CA188 HARTFORD ACCIDENT & INDEMNITY	1	1	100%	No Filings	No Filings	No Filings
CA185 HARTFORD CASUALTY INSURANCE	1	1	100%	No Filings	No Filings	No Filings
CA203 HARTFORD FIRE INSURANCE	7	3	43%	1	1	100%
CA186 HARTFORD INSURANCE COMPANY OF THE MIDWEST	1	1	100%	No Filings	No Filings	No Filings
CA187 HARTFORD UNDERWRITERS INSURANCE	2	1	50%	1	0	0%
CA288 PROPERTY & CASUALTY INSURANCE COMPANY OF HARTFORD	11	5	45%	3	2	67%
CA319 TRUMBULL INSURANCE	2	2	100%	1	0	0%
CA321 TWIN CITY FIRE INSURANCE	No Filings	No Filings	No Filings	No Filings	No Filings	No Filings
Total	25	14	56% ▼	6	3	50% ▼
HARTFORD INSURANCE TPA Administered Claims						
CA070 CANNON COCHRAN MANAGEMENT SERVICES	No Filings	No Filings	No Filings	1	1	100%
CA116 CORVEL ENTERPRISE COMP	2	2	100%	No Filings	No Filings	No Filings
TPA Total	2	2	100% ▲	1	1	100% ▲
HARTFORD INSURANCE Group Total						
27	16	59%	57%	7	4	57%

INSURANCE GROUP COMPLIANCE

Lost Time FROI and Initial Indemnity Payments

First Quarter 2023

1/1/2023 - 3/31/2023

Insurance Company	Total Lost Time FROIs Filed	Lost Time FROIs Filed Timely	Compliance Percentage	Total Initial Indemnity Payments Made	Initial Indemnity Payments Made Timely	Compliance Percentage
HELMSMAN MANAGEMENT SERVICES	FROIs Filed	Timely FROIs	Compliance	Payments Made	Timely Payments	Compliance
CA204 HELMSMAN MANAGEMENT SERVICES	27	18	67%	6	4	67%
Total	27	18	67% ▼	6	4	67% ▼
HELMSMAN MANAGEMENT SERVICES Group Total						
27	18	67%	6	4	67%	▼
HOUSTON INT INS GROUP	FROIs Filed	Timely FROIs	Compliance	Payments Made	Timely Payments	Compliance
IMPERIUM INSURANCE	*	*	*	*	*	*
Total	*	*	*	*	*	*
HOUSTON INT INS GROUP TPA Administered Claims						
CA190 GALLAGHER BASSETT SERVICES	3	3	100%	No Filings	No Filings	No Filings
TPA Total	3	3	100% ▲	No Filings	No Filings	No Filings
HOUSTON INT INS GROUP Group Total						
3	3	100%	No Filings	No Filings	No Filings	No Filings
3	3	100%	▲	No Filings	No Filings	No Filings
LIBERTY MUTUAL INSURANCE	FROIs Filed	Timely FROIs	Compliance	Payments Made	Timely Payments	Compliance
CA003 AMERICAN FIRE & CASUALTY INSURANCE	1	1	100%	1	1	100%
CA380 EMPLOYERS INSURANCE OF WAUSAU	2	2	100%	No Filings	No Filings	No Filings
CA210 LIBERTY MUTUAL INSURANCE	54	35	65%	26	22	85%
CA406 OHIO CASUALTY INSURANCE	1	0	0%	No Filings	No Filings	No Filings
CA407 OHIO SECURITY INSURANCE	1	0	0%	1	1	100%
Total	59	38	64% ▼	28	24	86% ▼
LIBERTY MUTUAL INSURANCE TPA Administered Claims						
CA040 BROADSPIRE SERVICES	2	1	50%	1	1	100%
CA160 ESIS	4	2	50%	1	0	0%
CA300 SEDGWICK CLAIMS MANAGEMENT SERVICES	4	4	100%	1	1	100%
TPA Total	10	7	70% ▼	3	2	67% ▼
LIBERTY MUTUAL INSURANCE Group Total						
69	45	65%	31	26	84%	▼
MAINE EMPLOYERS' MUTUAL INSURANCE	FROIs Filed	Timely FROIs	Compliance	Payments Made	Timely Payments	Compliance
CA260 MAINE EMPLOYERS' MUTUAL INSURANCE	1099	806	73%	360	308	86%
Total	1099	806	73% ▼	360	308	86% ▼
MAINE EMPLOYERS' MUTUAL INSURANCE Group Total						
1099	806	73%	360	308	86%	▼
MAINE HEALTHCARE ASSOCIATION	FROIs Filed	Timely FROIs	Compliance	Payments Made	Timely Payments	Compliance
CA234 MAINE HEALTHCARE ASSOCIATION	52	46	88%	26	19	73%
Total	52	46	88% ▲	26	19	73% ▼
MAINE HEALTHCARE ASSOCIATION Group Total						
52	46	88%	26	19	73%	▼
MAINE MOTOR TRANSPORT ASSOCIATION	FROIs Filed	Timely FROIs	Compliance	Payments Made	Timely Payments	Compliance
CA230 MAINE MOTOR TRANSPORT ASSOCIATION	29	29	100%	4	4	100%
Total	29	29	100% ▲	4	4	100% ▲
MAINE MOTOR TRANSPORT ASSOCIATION Group Total						
29	29	100%	4	4	100%	▲

Maine Workers' Compensation Board
 Lost Time FROI Filing Benchmark: 85%
 Initial Indemnity Payment Benchmark: 87%

▲ Indicates benchmark met or exceeded
 ▼ Indicates benchmark not met

INSURANCE GROUP COMPLIANCE

Lost Time FROI and Initial Indemnity Payments

First Quarter 2023

1/1/2023 - 3/31/2023

Insurance Company	Total Lost Time FROIs Filed	Lost Time FROIs Filed Timely	Compliance Percentage	Total Initial Indemnity Payments Made	Initial Indemnity Payments Made Timely	Compliance Percentage
MAINE MUNICIPAL ASSOCIATION	FROIs Filed	Timely FROIs	Compliance	Payments Made	Timely Payments	Compliance
CA225 MAINE MUNICIPAL ASSOCIATION	237	226	95%	39	36	92%
Total	237	226	95% ▲	39	36	92% ▲
MAINE MUNICIPAL ASSOCIATION Group Total	237	226	95% ▲	39	36	92% ▲
MAINE SCHOOL MANAGEMENT ASSOCIATION	FROIs Filed	Timely FROIs	Compliance	Payments Made	Timely Payments	Compliance
CA250 MAINE SCHOOL MANAGEMENT ASSOCIATION	93	83	89%	24	22	92%
Total	93	83	89% ▲	24	22	92% ▲
MAINE SCHOOL MANAGEMENT ASSOCIATION Group Total	93	83	89% ▲	24	22	92% ▲
MARKEL CORP GROUP	FROIs Filed	Timely FROIs	Compliance	Payments Made	Timely Payments	Compliance
STATE NATIONAL INSURANCE	*	*	*	*	*	*
Total	*	*	*	*	*	*
MARKEL CORP GROUP TPA Administered Claims	FROIs Filed	Timely FROIs	Compliance	Payments Made	Timely Payments	Compliance
CA300 SEDGWICK CLAIMS MANAGEMENT SERVICES	1	0	0%	No Filings	No Filings	No Filings
TPA Total	1	0	0% ▼	No Filings	No Filings	No Filings
MARKEL CORP GROUP Group Total	1	0	0% ▼	No Filings	No Filings	No Filings
MEADOWBROOK INSURANCE	FROIs Filed	Timely FROIs	Compliance	Payments Made	Timely Payments	Compliance
CA255 MEADOWBROOK INSURANCE	2	2	100%	1	1	100%
Total	2	2	100% ▲	1	1	100% ▲
MEADOWBROOK INSURANCE Group Total	2	2	100% ▲	1	1	100% ▲
MITSUI SUMITOMO INS CO OF AMERICA	FROIs Filed	Timely FROIs	Compliance	Payments Made	Timely Payments	Compliance
MITSUI SUMITOMO INS CO OF AMERICA	*	*	*	*	*	*
Total	*	*	*	*	*	*
MITSUI SUMITOMO INS CO OF AMERICA TPA Administered Claims	FROIs Filed	Timely FROIs	Compliance	Payments Made	Timely Payments	Compliance
CA070 CANNON COCHRAN MANAGEMENT SERVICES	1	1	100%	No Filings	No Filings	No Filings
TPA Total	1	1	100% ▲	No Filings	No Filings	No Filings
MITSUI SUMITOMO INS CO OF AMERICA Group Total	1	1	100% ▲	No Filings	No Filings	No Filings
NATIONAL INTERSTATE INSURANCE	FROIs Filed	Timely FROIs	Compliance	Payments Made	Timely Payments	Compliance
CA267 NATIONAL INTERSTATE INSURANCE	1	1	100%	1	1	100%
Total	1	1	100% ▲	1	1	100% ▲
NATIONAL INTERSTATE INSURANCE Group Total	1	1	100% ▲	1	1	100% ▲
NATIONWIDE INSURANCE	FROIs Filed	Timely FROIs	Compliance	Payments Made	Timely Payments	Compliance
CA477 NATIONWIDE GENERAL INSURANCE	1	0	0%	No Filings	No Filings	No Filings
CA478 NATIONWIDE INSURANCE CO OF AMERICA	2	0	0%	No Filings	No Filings	No Filings
Total	3	0	0% ▼	No Filings	No Filings	No Filings
NATIONWIDE INSURANCE Group Total	3	0	0% ▼	No Filings	No Filings	No Filings

Maine Workers' Compensation Board
 Lost Time FROI Filing Benchmark: 85%
 Initial Indemnity Payment Benchmark: 87%

▲ Indicates benchmark met or exceeded
 ▼ Indicates benchmark not met

INSURANCE GROUP COMPLIANCE

Lost Time FROI and Initial Indemnity Payments

First Quarter 2023

1/1/2023 - 3/31/2023

Insurance Company	Total Lost Time FROIs Filed	Lost Time FROIs Filed Timely	Compliance Percentage	Total Initial Indemnity Payments Made	Initial Indemnity Payments Made Timely	Compliance Percentage
NEXT LEVEL ADMINISTRATOR LLC	FROIs Filed	Timely FROIs	Compliance	Payments Made	Timely Payments	Compliance
CA433 NEXT LEVEL ADMINISTRATORS LLC	4	3	75%	2	2	100%
Total	4	3	75% ▼	2	2	100% ▲
NEXT LEVEL ADMINISTRATOR LLC Group Total						
	4	3	75% ▼	2	2	100% ▲
OLD REPUBLIC INSURANCE	FROIs Filed	Timely FROIs	Compliance	Payments Made	Timely Payments	Compliance
OLD REPUBLIC GENERAL INSURANCE CORP.	*	*	*	*	*	*
OLD REPUBLIC INSURANCE	*	*	*	*	*	*
Total	*	*	*	*	*	*
OLD REPUBLIC INSURANCE TPA Administered Claims						
CA040 BROADSPIRE SERVICES	3	0	0%	No Filings	No Filings	No Filings
CA070 CANNON COCHRAN MANAGEMENT SERVICES	2	2	100%	No Filings	No Filings	No Filings
CA116 CORVEL ENTERPRISE COMP	8	6	75%	2	1	50%
CA190 GALLAGHER BASSETT SERVICES	7	6	86%	1	1	100%
CA204 HELMSMAN MANAGEMENT SERVICES	1	1	100%	1	1	100%
CA300 SEDGWICK CLAIMS MANAGEMENT SERVICES	9	4	44%	6	4	67%
TPA Total	30	19	63% ▼	10	7	70% ▼
OLD REPUBLIC INSURANCE Group Total						
	30	19	63% ▼	10	7	70% ▼
PENNSYLVANIA MFG ASSN	FROIs Filed	Timely FROIs	Compliance	Payments Made	Timely Payments	Compliance
MANUFACTURERS ALLIANCE INSURANCE	*	*	*	*	*	*
PENNSYLVANIA MFG ASSN	*	*	*	*	*	*
PENNSYLVANIA MFG INDEMNITY CO	*	*	*	*	*	*
Total	*	*	*	*	*	*
PENNSYLVANIA MFG ASSN TPA Administered Claims						
CA190 GALLAGHER BASSETT SERVICES	10	7	70%	5	3	60%
CA323 THE AMERICAN EQUITY UNDERWRITERS	1	1	100%	No Filings	No Filings	No Filings
TPA Total	11	8	73% ▼	5	3	60% ▼
PENNSYLVANIA MFG ASSN Group Total						
	11	8	73% ▼	5	3	60% ▼
PROTECTIVE INSURANCE	FROIs Filed	Timely FROIs	Compliance	Payments Made	Timely Payments	Compliance
CA277 PROTECTIVE INSURANCE COMPANY	*	*	*	*	*	*
Total	*	*	*	*	*	*
PROTECTIVE INSURANCE TPA Administered Claims						
CA040 BROADSPIRE SERVICES	7	2	29%	6	4	67%
TPA Total	7	2	29% ▼	6	4	67% ▼
PROTECTIVE INSURANCE Group Total						
	7	2	29% ▼	6	4	67% ▼

INSURANCE GROUP COMPLIANCE
 Lost Time FROI and Initial Indemnity Payments
 First Quarter 2023
 1/1/2023 - 3/31/2023

Insurance Company	Total Lost Time FROIs Filed	Lost Time FROIs Filed Timely	Compliance Percentage	Total Initial Indemnity Payments Made	Initial Indemnity Payments Made Timely	Compliance Percentage
QBE INSURANCE GROUP	FROIs Filed	Timely FROIs	Compliance	Payments Made	Timely Payments	Compliance
CA268 NORTH AMERICAN RISK SERVICES	*	*	*	*	*	*
Total	*	*	*	*	*	*
QBE INSURANCE GROUP TPA Administered Claims						
CA300 SEDGWICK CLAIMS MANAGEMENT SERVICES	5	1	20%	1	0	0%
TPA Total	5	1	20% ▼	1	0	0% ▼
QBE INSURANCE GROUP Group Total	5	1	20% ▼	1	0	0% ▼
SAFETY NATIONAL CASUALTY CORP	FROIs Filed	Timely FROIs	Compliance	Payments Made	Timely Payments	Compliance
SAFETY NATIONAL CASUALTY CORP	*	*	*	*	*	*
Total	*	*	*	*	*	*
SAFETY NATIONAL CASUALTY CORP TPA Administered Claims						
CA040 BROADSPIRE SERVICES	2	1	50%	2	2	100%
CA116 CORVEL ENTERPRISE COMP	4	3	75%	No Filings	No Filings	No Filings
CA190 GALLAGHER BASSETT SERVICES	11	10	91%	4	1	25%
CA204 HELMSMAN MANAGEMENT SERVICES	No Filings	No Filings	No Filings	1	0	0%
CA300 SEDGWICK CLAIMS MANAGEMENT SERVICES	10	7	70%	4	2	50%
TPA Total	27	21	78% ▼	11	5	45% ▼
SAFETY NATIONAL CASUALTY CORP Group Total	27	21	78% ▼	11	5	45% ▼
SAGAMORE INSURANCE	FROIs Filed	Timely FROIs	Compliance	Payments Made	Timely Payments	Compliance
SAGAMORE INSURANCE	*	*	*	*	*	*
Total	*	*	*	*	*	*
SAGAMORE INSURANCE TPA Administered Claims						
CA040 BROADSPIRE SERVICES	1	1	100%	No Filings	No Filings	No Filings
TPA Total	1	1	100% ▲	No Filings	No Filings	No Filings
SAGAMORE INSURANCE Group Total	1	1	100% ▲	No Filings	No Filings	No Filings
SEDGWICK CLAIMS MANAGEMENT SERVICES	FROIs Filed	Timely FROIs	Compliance	Payments Made	Timely Payments	Compliance
CA300 SEDGWICK CLAIMS MANAGEMENT SERVICES	246	181	74%	69	55	80%
Total	246	181	74% ▼	69	55	80% ▼
SEDGWICK CLAIMS MANAGEMENT SERVICES Group Total	246	181	74% ▼	69	55	80% ▼

INSURANCE GROUP COMPLIANCE
 Lost Time FROI and Initial Indemnity Payments
 First Quarter 2023
 1/1/2023 - 3/31/2023

Insurance Company	Total Lost Time FROIs Filed	Lost Time FROIs Filed Timely	Compliance Percentage	Total Initial Indemnity Payments Made	Initial Indemnity Payments Made Timely	Compliance Percentage
SENTRY INSURANCE	FROIs Filed	Timely FROIs	Compliance	Payments Made	Timely Payments	Compliance
CA207 FLORISTS MUTUAL INSURANCE	1	0	0%	1	1	100%
CA426 MIDDLESEX INSURANCE COMPANY	5	2	40%	1	1	100%
CA402 SENTRY CASUALTY	4	2	50%	2	2	100%
CA305 SENTRY INSURANCE	6	5	83%	2	2	100%
CA308 SENTRY SELECT INSURANCE	1	0	0%	No Filings	No Filings	No Filings
Total	17	9	53% ▼	6	6	100% ▲
SENTRY INSURANCE Group Total	17	9	53% ▼	6	6	100% ▲
SERVICE AMERICAN INDEMNITY	FROIs Filed	Timely FROIs	Compliance	Payments Made	Timely Payments	Compliance
SERVICE AMERICAN INDEMNITY	*	*	*	*	*	*
Total	*	*	*	*	*	*
SERVICE AMERICAN INDEMNITY TPA Administered Claims						
CA040 BROADSPIRE SERVICES	2	1	50%	1	1	100%
TPA Total	2	1	50% ▼	1	1	100% ▲
SERVICE AMERICAN INDEMNITY Group Total	2	1	50% ▼	1	1	100% ▲
SOMPO JAPAN INSURANCE	FROIs Filed	Timely FROIs	Compliance	Payments Made	Timely Payments	Compliance
SOMPO JAPAN INSURANCE COMPANY OF AMERICA	*	*	*	*	*	*
Total	*	*	*	*	*	*
SOMPO JAPAN INSURANCE TPA Administered Claims						
CA190 GALLAGHER BASSETT SERVICES	2	2	100%	2	1	50%
TPA Total	2	2	100% ▲	2	1	50% ▼
SOMPO JAPAN INSURANCE Group Total	2	2	100% ▲	2	1	50% ▼
STARR INDEMNITY INSURANCE	FROIs Filed	Timely FROIs	Compliance	Payments Made	Timely Payments	Compliance
STARR INDEMNITY INSURANCE	*	*	*	*	*	*
Total	*	*	*	*	*	*
STARR INDEMNITY INSURANCE TPA Administered Claims						
CA040 BROADSPIRE SERVICES	1	0	0%	No Filings	No Filings	No Filings
CA190 GALLAGHER BASSETT SERVICES	11	8	73%	2	1	50%
CA300 SEDGWICK CLAIMS MANAGEMENT SERVICES	6	5	83%	3	3	100%
TPA Total	18	13	72% ▼	5	4	80% ▼
STARR INDEMNITY INSURANCE Group Total	18	13	72% ▼	5	4	80% ▼

INSURANCE GROUP COMPLIANCE
Lost Time FROI and Initial Indemnity Payments
First Quarter 2023
1/1/2023 - 3/31/2023

Insurance Company	Total Lost Time FROIs Filed	Lost Time FROIs Filed Timely	Compliance Percentage	Total Initial Indemnity Payments Made	Initial Indemnity Payments Made Timely	Compliance Percentage
STARSTONE NATIONAL INSURANCE	FROIs Filed	Timely FROIs	Compliance	Payments Made	Timely Payments	Compliance
STARSTONE NATIONAL INSURANCE	*	*	*	*	*	*
Total	*	*	*	*	*	*
STARSTONE NATIONAL INSURANCE TPA Administered Claims						
CA070 CANNON COCHRAN MANAGEMENT SERVICES	1	1	100%	No Filings	No Filings	No Filings
TPA Total	1	1	100% ▲	No Filings	No Filings	No Filings
STARSTONE NATIONAL INSURANCE Group Total	1	1	100% ▲	No Filings	No Filings	No Filings
STATE OF MAINE WORKERS' COMPENSATION TRUST	FROIs Filed	Timely FROIs	Compliance	Payments Made	Timely Payments	Compliance
CA307 STATE OF MAINE WORKERS' COMPENSATION TRUST	139	120	86%	28	25	89%
Total	139	120	86% ▲	28	25	89% ▲
STATE OF MAINE WORKERS' COMPENSATION TRUST Group Total	139	120	86% ▲	28	25	89% ▲
SYNERNET	FROIs Filed	Timely FROIs	Compliance	Payments Made	Timely Payments	Compliance
CA320 SYNERNET	329	318	97%	89	82	92%
Total	329	318	97% ▲	89	82	92% ▲
SYNERNET Group Total	329	318	97% ▲	89	82	92% ▲
THE AMERICAN EQUITY UNDERWRITERS	FROIs Filed	Timely FROIs	Compliance	Payments Made	Timely Payments	Compliance
CA323 THE AMERICAN EQUITY UNDERWRITERS	1	1	100%	No Filings	No Filings	No Filings
Total	1	1	100% ▲	No Filings	No Filings	No Filings
THE AMERICAN EQUITY UNDERWRITERS Group Total	1	1	100% ▲	No Filings	No Filings	No Filings
TRAVELERS INSURANCE	FROIs Filed	Timely FROIs	Compliance	Payments Made	Timely Payments	Compliance
CA072 CHARTER OAK FIRE INSURANCE	9	1	11%	6	4	67%
CA164 FARMINGTON CASUALTY	1	0	0%	1	0	0%
CA306 STANDARD FIRE INSURANCE	35	14	40%	20	14	70%
CA347 TRAVELERS CASUALTY & SURETY	3	1	33%	3	1	33%
CA348 TRAVELERS CASUALTY INSURANCE COMPANY OF AMERICA	2	0	0%	1	1	100%
CA349 TRAVELERS COMMERCIAL CASUALTY	3	1	33%	1	1	100%
CA346 TRAVELERS INDEMNITY COMPANY OF AMERICA	1	1	100%	No Filings	No Filings	No Filings
CA345 TRAVELERS PROPERTY CASUALTY INSURANCE	4	1	25%	2	2	100%
Total	58	19	33% ▼	34	23	68% ▼
TRAVELERS INSURANCE TPA Administered Claims						
CA110 CONSTITUTION STATE SERVICES	3	1	33%	1	1	100%
CA300 SEDGWICK CLAIMS MANAGEMENT SERVICES	1	0	0%	1	1	100%
TPA Total	4	1	25% ▼	2	2	100% ▲
TRAVELERS INSURANCE Group Total	62	20	32% ▼	36	25	69% ▼

Maine Workers' Compensation Board
Lost Time FROI Filing Benchmark: 85%
Initial Indemnity Payment Benchmark: 87%

▲ Indicates benchmark met or exceeded
▼ Indicates benchmark not met

INSURANCE GROUP COMPLIANCE

Lost Time FROI and Initial Indemnity Payments

First Quarter 2023

1/1/2023 - 3/31/2023

Insurance Company	Total Lost Time FROIs Filed	Lost Time FROIs Filed Timely	Compliance Percentage	Total Initial Indemnity Payments Made	Initial Indemnity Payments Made Timely	Compliance Percentage
TYSON FOODS INC	FROIs Filed	Timely FROIs	Compliance	Payments Made	Timely Payments	Compliance
CA435 TYSON FOODS INC	2	2	100%	2	2	100%
Total	2	2	100% ▲	2	2	100% ▲
TYSON FOODS INC Group Total						
2	2	100%	▲	2	2	100%
UTICA MUTUAL INSURANCE	FROIs Filed	Timely FROIs	Compliance	Payments Made	Timely Payments	Compliance
CA324 UTICA MUTUAL INSURANCE	1	0	0%	No Filings	No Filings	No Filings
Total	1	0	0% ▼	No Filings	No Filings	No Filings
UTICA MUTUAL INSURANCE Group Total						
1	0	0%	▼	No Filings	No Filings	No Filings
VANLINER INSURANCE	FROIs Filed	Timely FROIs	Compliance	Payments Made	Timely Payments	Compliance
CA379 VANLINER INSURANCE	10	9	90%	3	3	100%
Total	10	9	90% ▲	3	3	100% ▲
VANLINER INSURANCE Group Total						
10	9	90%	▲	3	3	100%
WALMART CLAIMS SERVICES	FROIs Filed	Timely FROIs	Compliance	Payments Made	Timely Payments	Compliance
CA100 WALMART CLAIMS SERVICES	93	90	97%	7	7	100%
Total	93	90	97% ▲	7	7	100% ▲
WALMART CLAIMS SERVICES Group Total						
93	90	97%	▲	7	7	100%
XL INSURANCE	FROIs Filed	Timely FROIs	Compliance	Payments Made	Timely Payments	Compliance
CA384 XL INSURANCE	*	*	*	*	*	*
Total	*	*	*	*	*	*
XL INSURANCE TPA Administered Claims						
CA116 CORVEL ENTERPRISE COMP	1	0	0%	No Filings	No Filings	No Filings
CA117 COTTINGHAM & BUTLER CLAIMS SERVICES	3	1	33%	1	1	100%
CA190 GALLAGHER BASSETT SERVICES	4	1	25%	4	2	50%
CA300 SEDGWICK CLAIMS MANAGEMENT SERVICES	12	10	83%	3	2	67%
TPA Total	20	12	60% ▼	8	5	63% ▼
XL INSURANCE Group Total						
20	12	60%	▼	8	5	63%

INSURANCE GROUP COMPLIANCE

Lost Time FROI and Initial Indemnity Payments

First Quarter 2023

1/1/2023 - 3/31/2023

Insurance Company	Total Lost Time FROIs Filed	Lost Time FROIs Filed Timely	Compliance Percentage	Total Initial Indemnity Payments Made	Initial Indemnity Payments Made Timely	Compliance Percentage
ZURICH INSURANCE	FROIs Filed	Timely FROIs	Compliance	Payments Made	Timely Payments	Compliance
CA022 AMERICAN ZURICH	28	22	79%	6	5	83%
CA400 ZURICH AMERICAN INSURANCE	8	4	50%	5	5	100%
Total	36	26	72% ▼	11	10	91% ▲
ZURICH INSURANCE TPA Administered Claims						
CA040 BROADSPIRE SERVICES	4	2	50%	1	1	100%
CA116 CORVEL ENTERPRISE COMP	15	9	60%	4	2	50%
CA117 COTTINGHAM & BUTLER CLAIMS SERVICES	1	1	100%	No Filings	No Filings	No Filings
CA160 ESIS	2	0	0%	2	1	50%
CA190 GALLAGHER BASSETT SERVICES	31	27	87%	12	7	58%
CA300 SEDGWICK CLAIMS MANAGEMENT SERVICES	6	4	67%	2	1	50%
TPA Total	59	43	73% ▼	21	12	57% ▼
ZURICH INSURANCE Group Total	95	69	73% ▼	32	22	69% ▼

Appendix B

**Insurance Group Compliance
Initial MOP and Initial Indemnity NOC Filings
First Quarter
1/1/2023 - 3/31/2023**

INSURANCE GROUP COMPLIANCE
Initial MOP and Initial Indemnity NOC Filings
First Quarter 2023
1/1/2023 - 3/31/2023

Insurance Company	Total Initial MOPs Filed	Initial MOPs Filed Timely	Compliance Percentage	Total Initial Indemnity NOCs Filed	Initial Indemnity NOCs Filed Timely	Compliance Percentage
ACADIA INSURANCE	MOPs Filed	Timely MOPs	Compliance	NOCs Filed	Timely NOCs	Compliance
CA010 ACADIA INSURANCE	15	15	100%	2	2	100%
Total	15	15	100% ▲	2	2	100% ▲
ACADIA INSURANCE Group Total	15	15	100% ▲	2	2	100% ▲
ACCIDENT FUND INSURANCE	MOPs Filed	Timely MOPs	Compliance	NOCs Filed	Timely NOCs	Compliance
ACCIDENT FUND INSURANCE	*	*	*	*	*	*
Total	*	*	*	*	*	*
ACCIDENT FUND INSURANCE TPA Administered Claims						
CA190 GALLAGHER BASSETT SERVICES	2	2	100%	No Filings	No Filings	No Filings
TPA Total	2	2	100% ▲	No Filings	No Filings	No Filings
ACCIDENT FUND INSURANCE Group Total	2	2	100% ▲	No Filings	No Filings	No Filings
ACUITY MUTUAL INSURANCE	MOPs Filed	Timely MOPs	Compliance	NOCs Filed	Timely NOCs	Compliance
CA418 ACUITY MUTUAL INSURANCE	1	1	100%	1	1	100%
Total	1	1	100% ▲	1	1	100% ▲
ACUITY MUTUAL INSURANCE Group Total	1	1	100% ▲	1	1	100% ▲
AIG INSURANCE	MOPs Filed	Timely MOPs	Compliance	NOCs Filed	Timely NOCs	Compliance
CA015 AIG CLAIMS, INC	*	*	*	*	*	*
Total	*	*	*	*	*	*
AIG INSURANCE TPA Administered Claims						
CA040 BROADSPIRE SERVICES	No Filings	No Filings	No Filings	No Filings	No Filings	No Filings
CA116 CORVEL ENTERPRISE COMP	2	0	0%	No Filings	No Filings	No Filings
CA160 ESIS	8	5	63%	No Filings	No Filings	No Filings
CA190 GALLAGHER BASSETT SERVICES	7	4	57%	4	4	100%
CA204 HELMSMAN MANAGEMENT SERVICES	3	2	67%	No Filings	No Filings	No Filings
CA300 SEDGWICK CLAIMS MANAGEMENT SERVICES	23	20	87%	7	7	100%
TPA Total	43	31	72% ▼	11	11	100% ▲
AIG INSURANCE Group Total	43	31	72% ▼	11	11	100% ▲
AIM MUTUAL GROUP	MOPs Filed	Timely MOPs	Compliance	NOCs Filed	Timely NOCs	Compliance
CA472 AIM MUTUAL INSURANCE	No Filings	No Filings	No Filings	2	2	100%
Total	No Filings	No Filings	No Filings	2	2	100% ▲
AIM MUTUAL GROUP Group Total	No Filings	No Filings	No Filings	2	2	100% ▲
AMERICAN FINANCIAL GROUP	MOPs Filed	Timely MOPs	Compliance	NOCs Filed	Timely NOCs	Compliance
CA193 GREAT AMERICAN INSURANCE	No Filings	No Filings	No Filings	No Filings	No Filings	No Filings
CA494 TRIUMPHE CASUALTY	1	1	100%	No Filings	No Filings	No Filings
Total	1	1	100% ▲	No Filings	No Filings	No Filings
AMERICAN FINANCIAL GROUP Group Total	1	1	100% ▲	No Filings	No Filings	No Filings

Maine Workers' Compensation Board
Initial MOP Filing Benchmark: 85%
Initial Indemnity NOC Benchmark: 90%

▲ Indicates benchmark met or exceeded
▼ Indicates benchmark not met

INSURANCE GROUP COMPLIANCE
Initial MOP and Initial Indemnity NOC Filings
First Quarter 2023
1/1/2023 - 3/31/2023

Insurance Company	Total Initial MOPs Filed	Initial MOPs Filed Timely	Compliance Percentage	Total Initial Indemnity NOCs Filed	Initial Indemnity NOCs Filed Timely	Compliance Percentage
AMERISURE INSURANCE	MOPs Filed	Timely MOPs	Compliance	NOCs Filed	Timely NOCs	Compliance
CA013 AMERISURE INSURANCE	*	*	*	*	*	*
Total	*	*	*	*	*	*
AMERISURE INSURANCE TPA Administered Claims						
CA190 GALLAGHER BASSETT SERVICES	No Filings	No Filings	No Filings	1	0	0%
TPA Total	No Filings	No Filings	No Filings ▲	1	0	0% ▼
AMERISURE INSURANCE Group Total	No Filings	No Filings	No Filings ▲	1	0	0% ▼
AMTRUST INSURANCE	MOPs Filed	Timely MOPs	Compliance	NOCs Filed	Timely NOCs	Compliance
CA437 AMTRUST NORTH AMERICA	No Filings	No Filings	No Filings	1	1	100%
CA342 TECHNOLOGY INSURANCE	3	0	0%	No Filings	No Filings	No Filings
CA381 WESCO INSURANCE	3	2	67%	1	0	0%
Total	6	2	33% ▼	2	1	50% ▼
AMTRUST INSURANCE Group Total	6	2	33% ▼	2	1	50% ▼
ARCH INSURANCE	MOPs Filed	Timely MOPs	Compliance	NOCs Filed	Timely NOCs	Compliance
ARCH INSURANCE	*	*	*	*	*	*
Total	*	*	*	*	*	*
ARCH INSURANCE TPA Administered Claims						
CA040 BROADSPIRE SERVICES	1	1	100%	2	2	100%
CA070 CANNON COCHRAN MANAGEMENT SERVICES	No Filings	No Filings	No Filings	1	1	100%
CA116 CORVEL ENTERPRISE COMP	No Filings	No Filings	No Filings	4	3	75%
CA160 ESIS	1	1	100%	No Filings	No Filings	No Filings
CA190 GALLAGHER BASSETT SERVICES	4	2	50%	1	0	0%
CA300 SEDGWICK CLAIMS MANAGEMENT SERVICES	No Filings	No Filings	No Filings	No Filings	No Filings	No Filings
TPA Total	6	4	67% ▼	8	6	75% ▼
ARCH INSURANCE Group Total	6	4	67% ▼	8	6	75% ▼
BATH IRON WORKS	MOPs Filed	Timely MOPs	Compliance	NOCs Filed	Timely NOCs	Compliance
CA036 BATH IRON WORKS	12	12	100%	1	1	100%
Total	12	12	100% ▲	1	1	100% ▲
BATH IRON WORKS Group Total	12	12	100% ▲	1	1	100% ▲
BENCHMARK ADMINISTRATORS, LLC	MOPs Filed	Timely MOPs	Compliance	NOCs Filed	Timely NOCs	Compliance
CA497 BENCHMARK ADMINISTRATORS, LLC	No Filings	No Filings	No Filings	1	1	100%
Total	No Filings	No Filings	No Filings	1	1	100% ▲
BENCHMARK ADMINISTRATORS, LLC Group Total	No Filings	No Filings	No Filings	1	1	100% ▲

INSURANCE GROUP COMPLIANCE
Initial MOP and Initial Indemnity NOC Filings
First Quarter 2023
1/1/2023 - 3/31/2023

Insurance Company	Total Initial MOPs Filed	Initial MOPs Filed Timely	Compliance Percentage	Total Initial Indemnity NOCs Filed	Initial Indemnity NOCs Filed Timely	Compliance Percentage
BERKSHIRE HATHAWAY GROUP	MOPs Filed	Timely MOPs	Compliance	NOCs Filed	Timely NOCs	Compliance
CA114 BERKSHIRE HATHAWAY HOMESTATE INSURANCE	1	0	0%	No Filings	No Filings	No Filings
Total	1	0	0% ▼	No Filings	No Filings	No Filings ▲
BERKSHIRE HATHAWAY GROUP Group Total	1	0	0% ▼	No Filings	No Filings	No Filings ▲
BROADSPIRE SERVICES	MOPs Filed	Timely MOPs	Compliance	NOCs Filed	Timely NOCs	Compliance
CA040 BROADSPIRE SERVICES	13	7	54%	7	3	43%
Total	13	7	54% ▼	7	3	43% ▼
BROADSPIRE SERVICES Group Total	13	7	54% ▼	7	3	43% ▼
CANNON COCHRAN MANAGEMENT SERVICES	MOPs Filed	Timely MOPs	Compliance	NOCs Filed	Timely NOCs	Compliance
CA070 CANNON COCHRAN MANAGEMENT SERVICES	9	8	89%	8	6	75%
Total	9	8	89% ▲	8	6	75% ▼
CANNON COCHRAN MANAGEMENT SERVICES Group Total	9	8	89% ▲	8	6	75% ▼
CAROLINA CASUALTY INS CO	MOPs Filed	Timely MOPs	Compliance	NOCs Filed	Timely NOCs	Compliance
CAROLINA CASUALTY INS CO	*	*	*	*	*	*
Total	*	*	*	*	*	*
CAROLINA CASUALTY INS CO TPA Administered Claims	MOPs Filed	Timely MOPs	Compliance	NOCs Filed	Timely NOCs	Compliance
CA190 GALLAGHER BASSETT SERVICES	1	1	100%	1	0	0%
TPA Total	1	1	100% ▲	1	0	0% ▼
CAROLINA CASUALTY INS CO Group Total	1	1	100% ▲	1	0	0% ▼
CHUBB INSURANCE	MOPs Filed	Timely MOPs	Compliance	NOCs Filed	Timely NOCs	Compliance
ACE AMERICAN INSURANCE COMPANY	*	*	*	*	*	*
ACE INSURANCE	*	*	*	*	*	*
CA046 CHUBB INSURANCE	*	*	*	*	*	*
CA090 FEDERAL INSURANCE	*	*	*	*	*	*
INDEMNITY INS CO OF NORTH AMERICA	*	*	*	*	*	*
PACIFIC INDEMNITY CO	*	*	*	*	*	*
Total	*	*	*	*	*	*
CHUBB INSURANCE TPA Administered Claims	MOPs Filed	Timely MOPs	Compliance	NOCs Filed	Timely NOCs	Compliance
CA070 CANNON COCHRAN MANAGEMENT SERVICES	1	1	100%	2	0	0%
CA110 CONSTITUTION STATE SERVICES	1	1	100%	No Filings	No Filings	No Filings
CA116 CORVEL ENTERPRISE COMP	1	1	100%	6	4	67%
CA160 ESIS	7	3	43%	3	1	33%
CA190 GALLAGHER BASSETT SERVICES	17	9	53%	6	6	100%
CA204 HELMSMAN MANAGEMENT SERVICES	No Filings	No Filings	No Filings	1	1	100%
CA300 SEDGWICK CLAIMS MANAGEMENT SERVICES	13	12	92%	12	12	100%
TPA Total	40	27	68% ▼	30	24	80% ▼
CHUBB INSURANCE Group Total	40	27	68% ▼	30	24	80% ▼

Maine Workers' Compensation Board
Initial MOP Filing Benchmark: 85%
Initial Indemnity NOC Benchmark: 90%

▲ Indicates benchmark met or exceeded
▼ Indicates benchmark not met

INSURANCE GROUP COMPLIANCE
Initial MOP and Initial Indemnity NOC Filings
First Quarter 2023
1/1/2023 - 3/31/2023

Insurance Company	Total Initial MOPs Filed	Initial MOPs Filed Timely	Compliance Percentage	Total Initial Indemnity NOCs Filed	Initial Indemnity NOCs Filed Timely	Compliance Percentage
CHURCH MUTUAL INSURANCE	MOPs Filed	Timely MOPs	Compliance	NOCs Filed	Timely NOCs	Compliance
CA084 CHURCH MUTUAL INSURANCE	*	*	*	*	*	*
Total	*	*	*	*	*	*
CHURCH MUTUAL INSURANCE TPA Administered Claims						
CA160 ESIS	1	1	100%	No Filings	No Filings	No Filings
TPA Total	1	1	100% ▲	No Filings	No Filings	No Filings
CHURCH MUTUAL INSURANCE Group Total	1	1	100% ▲	No Filings	No Filings	No Filings
CINCINNATI FINANCIAL GROUP	MOPs Filed	Timely MOPs	Compliance	NOCs Filed	Timely NOCs	Compliance
CA438 CINCINNATI INSURANCE	No Filings	No Filings	No Filings	1	1	100%
Total	No Filings	No Filings	No Filings	1	1	100% ▲
CINCINNATI FINANCIAL GROUP Group Total	No Filings	No Filings	No Filings	1	1	100% ▲
CNA INSURANCE	MOPs Filed	Timely MOPs	Compliance	NOCs Filed	Timely NOCs	Compliance
CA083 CNA CLAIMS PLUS	2	1	50%	1	1	100%
CA271 NATIONAL FIRE INSURANCE	1	1	100%	No Filings	No Filings	No Filings
CA087 THE CONTINENTAL INSURANCE	1	1	100%	No Filings	No Filings	No Filings
Total	4	3	75% ▼	1	1	100% ▲
CNA INSURANCE TPA Administered Claims						
CA040 BROADSPIRE SERVICES	No Filings	No Filings	No Filings	1	0	0%
CA190 GALLAGHER BASSETT SERVICES	No Filings	No Filings	No Filings	No Filings	No Filings	No Filings
TPA Total	No Filings	No Filings	No Filings	1	0	0% ▼
CNA INSURANCE Group Total	4	3	75% ▼	2	1	50% ▼
CONSTITUTION STATE SERVICES	MOPs Filed	Timely MOPs	Compliance	NOCs Filed	Timely NOCs	Compliance
CA110 CONSTITUTION STATE SERVICES	2	2	100%	No Filings	No Filings	No Filings
Total	2	2	100% ▲	No Filings	No Filings	No Filings
CONSTITUTION STATE SERVICES Group Total	2	2	100% ▲	No Filings	No Filings	No Filings
CORVEL ENTERPRISE COMP	MOPs Filed	Timely MOPs	Compliance	NOCs Filed	Timely NOCs	Compliance
CA116 CORVEL ENTERPRISE COMP	10	4	40%	16	12	75%
Total	10	4	40% ▼	16	12	75% ▼
CORVEL ENTERPRISE COMP Group Total	10	4	40% ▼	16	12	75% ▼
COTTINGHAM & BUTLER CLAIMS SERVICES	MOPs Filed	Timely MOPs	Compliance	NOCs Filed	Timely NOCs	Compliance
CA117 COTTINGHAM & BUTLER CLAIMS SERVICES	1	1	100%	No Filings	No Filings	No Filings
Total	1	1	100% ▲	No Filings	No Filings	No Filings
COTTINGHAM & BUTLER CLAIMS SERVICES Group Total	1	1	100% ▲	No Filings	No Filings	No Filings

INSURANCE GROUP COMPLIANCE
Initial MOP and Initial Indemnity NOC Filings
First Quarter 2023
1/1/2023 - 3/31/2023

Insurance Company	Total Initial MOPs Filed	Initial MOPs Filed Timely	Compliance Percentage	Total Initial Indemnity NOCs Filed	Initial Indemnity NOCs Filed Timely	Compliance Percentage
CROSS INSURANCE	MOPs Filed	Timely MOPs	Compliance	NOCs Filed	Timely NOCs	Compliance
CA093 CROSS INSURANCE	75	72	96%	100	99	99%
Total	75	72	96% ▲	100	99	99% ▲
CROSS INSURANCE Group Total	75	72	96% ▲	100	99	99% ▲
DELHAIZE AMERICA LLC	MOPs Filed	Timely MOPs	Compliance	NOCs Filed	Timely NOCs	Compliance
CA496 DELHAIZE AMERICA LLC	14	13	93%	9	9	100%
Total	14	13	93% ▲	9	9	100% ▲
DELHAIZE AMERICA LLC Group Total	14	13	93% ▲	9	9	100% ▲
EASTERN ALLIANCE INSURANCE	MOPs Filed	Timely MOPs	Compliance	NOCs Filed	Timely NOCs	Compliance
CA141 EASTERN ALLIANCE INSURANCE	20	16	80%	2	2	100%
Total	20	16	80% ▼	2	2	100% ▲
EASTERN ALLIANCE INSURANCE Group Total	20	16	80% ▼	2	2	100% ▲
ELECTRIC INSURANCE	MOPs Filed	Timely MOPs	Compliance	NOCs Filed	Timely NOCs	Compliance
CA150 ELECTRIC INSURANCE	*	*	*	*	*	*
Total	*	*	*	*	*	*
ELECTRIC INSURANCE TPA Administered Claims						
CA300 SEDGWICK CLAIMS MANAGEMENT SERVICES	No Filings	No Filings	No Filings	1	1	100%
TPA Total	No Filings	No Filings	No Filings	1	1	100% ▲
ELECTRIC INSURANCE Group Total	No Filings	No Filings	No Filings	1	1	100% ▲
EMPLOYERS HOLDING GROUP	MOPs Filed	Timely MOPs	Compliance	NOCs Filed	Timely NOCs	Compliance
CA480 EMPLOYERS ASSURANCE COMPANY	No Filings	No Filings	No Filings	No Filings	No Filings	No Filings
CA481 EMPLOYERS COMPENSATION INSURANCE	No Filings	No Filings	No Filings	No Filings	No Filings	No Filings
CA479 EMPLOYERS PREFERRED INSURANCE	1	0	0%	No Filings	No Filings	No Filings
Total	1	0	0% ▼	No Filings	No Filings	No Filings
EMPLOYERS HOLDING GROUP Group Total	1	0	0% ▼	No Filings	No Filings	No Filings
ESIS	MOPs Filed	Timely MOPs	Compliance	NOCs Filed	Timely NOCs	Compliance
CA160 ESIS	20	11	55%	4	2	50%
Total	20	11	55% ▼	4	2	50% ▼
ESIS Group Total	20	11	55% ▼	4	2	50% ▼

INSURANCE GROUP COMPLIANCE
Initial MOP and Initial Indemnity NOC Filings
First Quarter 2023
1/1/2023 - 3/31/2023

Insurance Company	Total Initial MOPs Filed	Initial MOPs Filed Timely	Compliance Percentage	Total Initial Indemnity NOCs Filed	Initial Indemnity NOCs Filed Timely	Compliance Percentage
EVEREST REINS HOLDINGS GROUP	MOPs Filed	Timely MOPs	Compliance	NOCs Filed	Timely NOCs	Compliance
EVEREST REINS HOLDINGS	*	*	*	*	*	*
Total	*	*	*	*	*	*
EVEREST REINS HOLDINGS GROUP TPA Administered Claims						
CA190 GALLAGHER BASSETT SERVICES	No Filings	No Filings	No Filings	No Filings	No Filings	No Filings
CA300 SEDGWICK CLAIMS MANAGEMENT SERVICES	1	1	100%	No Filings	No Filings	No Filings
TPA Total	1	1	100% ▲	No Filings	No Filings	No Filings
EVEREST REINS HOLDINGS GROUP Group Total	1	1	100% ▲	No Filings	No Filings	No Filings
FAIRFAX FINANCIAL GROUP	MOPs Filed	Timely MOPs	Compliance	NOCs Filed	Timely NOCs	Compliance
ZENITH INSURANCE	*	*	*	*	*	*
Total	*	*	*	*	*	*
FAIRFAX FINANCIAL GROUP TPA Administered Claims						
CA040 BROADSPIRE SERVICES	No Filings	No Filings	No Filings	No Filings	No Filings	No Filings
TPA Total	No Filings	No Filings	No Filings ▲	No Filings	No Filings	No Filings ▲
FAIRFAX FINANCIAL GROUP Group Total	No Filings	No Filings	No Filings ▲	No Filings	No Filings	No Filings ▲
FEDERATED MUTUAL INSURANCE	MOPs Filed	Timely MOPs	Compliance	NOCs Filed	Timely NOCs	Compliance
CA091 FEDERATED MUTUAL INSURANCE	1	0	0%	No Filings	No Filings	No Filings
Total	1	0	0% ▼	No Filings	No Filings	No Filings
FEDERATED MUTUAL INSURANCE Group Total	1	0	0% ▼	No Filings	No Filings	No Filings
FUTURECOMP	MOPs Filed	Timely MOPs	Compliance	NOCs Filed	Timely NOCs	Compliance
CA175 FUTURECOMP	11	10	91%	9	9	100%
Total	11	10	91% ▲	9	9	100% ▲
FUTURECOMP Group Total	11	10	91% ▲	9	9	100% ▲
GALLAGHER BASSETT SERVICES	MOPs Filed	Timely MOPs	Compliance	NOCs Filed	Timely NOCs	Compliance
CA190 GALLAGHER BASSETT SERVICES	80	44	55%	23	19	83%
Total	80	44	55% ▼	23	19	83% ▼
GALLAGHER BASSETT SERVICES Group Total	80	44	55% ▼	23	19	83% ▼
GUARD INSURANCE	MOPs Filed	Timely MOPs	Compliance	NOCs Filed	Timely NOCs	Compliance
CA019 AMGUARD INSURANCE	3	3	100%	No Filings	No Filings	No Filings
CA140 EASTGUARD INSURANCE	1	0	0%	No Filings	No Filings	No Filings
CA272 NORGUARD INSURANCE	3	1	33%	1	1	100%
Total	7	4	57% ▼	1	1	100% ▲
GUARD INSURANCE Group Total	7	4	57% ▼	1	1	100% ▲

INSURANCE GROUP COMPLIANCE
Initial MOP and Initial Indemnity NOC Filings
First Quarter 2023
1/1/2023 - 3/31/2023

Insurance Company	Total Initial MOPs Filed	Initial MOPs Filed Timely	Compliance Percentage	Total Initial Indemnity NOCs Filed	Initial Indemnity NOCs Filed Timely	Compliance Percentage
HANOVER INSURANCE	MOPs Filed	Timely MOPs	Compliance	NOCs Filed	Timely NOCs	Compliance
CA048 CITIZENS INSURANCE COMPANY OF AMERICA	2	0	0%	No Filings	No Filings	No Filings
CA202 HANOVER INSURANCE	1	1	100%	No Filings	No Filings	No Filings
Total	3	1	33% ▼	No Filings	No Filings	No Filings
HANOVER INSURANCE Group Total	3	1	33% ▼	No Filings	No Filings	No Filings
HARTFORD INSURANCE	MOPs Filed	Timely MOPs	Compliance	NOCs Filed	Timely NOCs	Compliance
CA188 HARTFORD ACCIDENT & INDEMNITY	No Filings	No Filings	No Filings	1	1	100%
CA185 HARTFORD CASUALTY INSURANCE	No Filings	No Filings	No Filings	1	1	100%
CA203 HARTFORD FIRE INSURANCE	1	1	100%	1	1	100%
CA186 HARTFORD INSURANCE COMPANY OF THE MIDWEST	No Filings	No Filings	No Filings	1	1	100%
CA187 HARTFORD UNDERWRITERS INSURANCE	1	0	0%	1	1	100%
CA288 PROPERTY & CASUALTY INSURANCE COMPANY OF HARTFORD	3	3	100%	3	3	100%
CA319 TRUMBULL INSURANCE	1	1	100%	1	1	100%
CA321 TWIN CITY FIRE INSURANCE	No Filings	No Filings	No Filings	1	1	100%
Total	6	5	83% ▼	10	10	100% ▲
HARTFORD INSURANCE TPA Administered Claims						
CA070 CANNON COCHRAN MANAGEMENT SERVICES	1	1	100%	No Filings	No Filings	No Filings
CA116 CORVEL ENTERPRISE COMP	No Filings	No Filings	No Filings	No Filings	No Filings	No Filings
TPA Total	1	1	100% ▲	No Filings	No Filings	No Filings
HARTFORD INSURANCE Group Total	7	6	86% ▲	10	10	100% ▲
HELMSMAN MANAGEMENT SERVICES	MOPs Filed	Timely MOPs	Compliance	NOCs Filed	Timely NOCs	Compliance
CA204 HELMSMAN MANAGEMENT SERVICES	6	4	67%	1	1	100%
Total	6	4	67% ▼	1	1	100% ▲
HELMSMAN MANAGEMENT SERVICES Group Total	6	4	67% ▼	1	1	100% ▲
HOUSTON INT INS GROUP	MOPs Filed	Timely MOPs	Compliance	NOCs Filed	Timely NOCs	Compliance
IMPERIUM INSURANCE	*	*	*	*	*	*
Total	*	*	*	*	*	*
HOUSTON INT INS GROUP TPA Administered Claims						
CA190 GALLAGHER BASSETT SERVICES	No Filings	No Filings	No Filings	No Filings	No Filings	No Filings
TPA Total	No Filings	No Filings	No Filings	No Filings	No Filings	No Filings
HOUSTON INT INS GROUP Group Total	No Filings	No Filings	No Filings	No Filings	No Filings	No Filings

INSURANCE GROUP COMPLIANCE
Initial MOP and Initial Indemnity NOC Filings
First Quarter 2023
1/1/2023 - 3/31/2023

Insurance Company	Total Initial MOPs Filed	Initial MOPs Filed Timely	Compliance Percentage	Total Initial Indemnity NOCs Filed	Initial Indemnity NOCs Filed Timely	Compliance Percentage
LIBERTY MUTUAL INSURANCE	MOPs Filed	Timely MOPs	Compliance	NOCs Filed	Timely NOCs	Compliance
CA003 AMERICAN FIRE & CASUALTY INSURANCE	1	1	100%	No Filings	No Filings	No Filings
CA380 EMPLOYERS INSURANCE OF WAUSAU	No Filings	No Filings	No Filings	No Filings	No Filings	No Filings
CA210 LIBERTY MUTUAL INSURANCE	26	20	77%	10	8	80%
CA406 OHIO CASUALTY INSURANCE	No Filings	No Filings	No Filings	No Filings	No Filings	No Filings
CA407 OHIO SECURITY INSURANCE	1	1	100%	1	1	100%
Total	28	22	79% ▼	11	9	82% ▼
LIBERTY MUTUAL INSURANCE TPA Administered Claims						
CA040 BROADSPIRE SERVICES	1	1	100%	No Filings	No Filings	No Filings
CA160 ESIS	1	0	0%	1	1	100%
CA300 SEDGWICK CLAIMS MANAGEMENT SERVICES	1	1	100%	No Filings	No Filings	No Filings
TPA Total	3	2	67% ▼	1	1	100% ▲
LIBERTY MUTUAL INSURANCE Group Total	31	24	77% ▼	12	10	83% ▼
MAINE EMPLOYERS' MUTUAL INSURANCE	MOPs Filed	Timely MOPs	Compliance	NOCs Filed	Timely NOCs	Compliance
CA260 MAINE EMPLOYERS' MUTUAL INSURANCE	360	295	82%	173	146	84%
Total	360	295	82% ▼	173	146	84% ▼
MAINE EMPLOYERS' MUTUAL INSURANCE Group Total	360	295	82% ▼	173	146	84% ▼
MAINE HEALTHCARE ASSOCIATION	MOPs Filed	Timely MOPs	Compliance	NOCs Filed	Timely NOCs	Compliance
CA234 MAINE HEALTHCARE ASSOCIATION	26	22	85%	3	3	100%
Total	26	22	85% ▲	3	3	100% ▲
MAINE HEALTHCARE ASSOCIATION Group Total	26	22	85% ▲	3	3	100% ▲
MAINE MOTOR TRANSPORT ASSOCIATION	MOPs Filed	Timely MOPs	Compliance	NOCs Filed	Timely NOCs	Compliance
CA230 MAINE MOTOR TRANSPORT ASSOCIATION	4	4	100%	3	3	100%
Total	4	4	100% ▲	3	3	100% ▲
MAINE MOTOR TRANSPORT ASSOCIATION Group Total	4	4	100% ▲	3	3	100% ▲
MAINE MUNICIPAL ASSOCIATION	MOPs Filed	Timely MOPs	Compliance	NOCs Filed	Timely NOCs	Compliance
CA225 MAINE MUNICIPAL ASSOCIATION	39	36	92%	77	75	97%
Total	39	36	92% ▲	77	75	97% ▲
MAINE MUNICIPAL ASSOCIATION Group Total	39	36	92% ▲	77	75	97% ▲
MAINE SCHOOL MANAGEMENT ASSOCIATION	MOPs Filed	Timely MOPs	Compliance	NOCs Filed	Timely NOCs	Compliance
CA250 MAINE SCHOOL MANAGEMENT ASSOCIATION	24	24	100%	7	7	100%
Total	24	24	100% ▲	7	7	100% ▲
MAINE SCHOOL MANAGEMENT ASSOCIATION Group Total	24	24	100% ▲	7	7	100% ▲

Maine Workers' Compensation Board
Initial MOP Filing Benchmark: 85%
Initial Indemnity NOC Benchmark: 90%

▲ Indicates benchmark met or exceeded
▼ Indicates benchmark not met

INSURANCE GROUP COMPLIANCE
Initial MOP and Initial Indemnity NOC Filings
First Quarter 2023
1/1/2023 - 3/31/2023

Insurance Company	Total Initial MOPs Filed	Initial MOPs Filed Timely	Compliance Percentage	Total Initial Indemnity NOCs Filed	Initial Indemnity NOCs Filed Timely	Compliance Percentage
MARKEL CORP GROUP STATE NATIONAL INSURANCE	MOPs Filed *	Timely MOPs *	Compliance *	NOCs Filed *	Timely NOCs *	Compliance *
Total	*	*	*	*	*	*
MARKEL CORP GROUP TPA Administered Claims CA300 SEDGWICK CLAIMS MANAGEMENT SERVICES	No Filings	No Filings	No Filings	1	1	100%
TPA Total	No Filings	No Filings	No Filings	1	1	100% ▲
MARKEL CORP GROUP Group Total	No Filings	No Filings	No Filings	1	1	100% ▲
MEADOWBROOK INSURANCE CA255 MEADOWBROOK INSURANCE	MOPs Filed 1	Timely MOPs 1	Compliance 100%	NOCs Filed No Filings	Timely NOCs No Filings	Compliance No Filings
Total	1	1	100% ▲	No Filings	No Filings	No Filings
MEADOWBROOK INSURANCE Group Total	1	1	100% ▲	No Filings	No Filings	No Filings
mitsui SUMITOMO INS CO OF AMERICA mitsui SUMITOMO INS CO OF AMERICA	MOPs Filed *	Timely MOPs *	Compliance *	NOCs Filed *	Timely NOCs *	Compliance *
Total	*	*	*	*	*	*
mitsui SUMITOMO INS CO OF AMERICA TPA Administered Claims CA070 CANNON COCHRAN MANAGEMENT SERVICES	No Filings	No Filings	No Filings	1	1	100%
TPA Total	No Filings	No Filings	No Filings	1	1	100% ▲
mitsui SUMITOMO INS CO OF AMERICA Group Total	No Filings	No Filings	No Filings	1	1	100% ▲
NATIONAL INTERSTATE INSURANCE CA267 NATIONAL INTERSTATE INSURANCE	MOPs Filed 1	Timely MOPs 1	Compliance 100%	NOCs Filed No Filings	Timely NOCs No Filings	Compliance No Filings
Total	1	1	100% ▲	No Filings	No Filings	No Filings ▲
NATIONAL INTERSTATE INSURANCE Group Total	1	1	100% ▲	No Filings	No Filings	No Filings ▲
NATIONWIDE INSURANCE CA477 NATIONWIDE GENERAL INSURANCE CA478 NATIONWIDE INSURANCE CO OF AMERICA	MOPs Filed No Filings No Filings	Timely MOPs No Filings No Filings	Compliance No Filings No Filings	NOCs Filed No Filings 2	Timely NOCs No Filings 1	Compliance No Filings 50%
Total	No Filings	No Filings	No Filings	2	1	50% ▼
NATIONWIDE INSURANCE Group Total	No Filings	No Filings	No Filings	2	1	50% ▼
NEXT LEVEL ADMINISTRATOR LLC CA433 NEXT LEVEL ADMINISTRATORS LLC	MOPs Filed 2	Timely MOPs 0	Compliance 0%	NOCs Filed 1	Timely NOCs 1	Compliance 100%
Total	2	0	0% ▼	1	1	100% ▲
NEXT LEVEL ADMINISTRATOR LLC Group Total	2	0	0% ▼	1	1	100% ▲

INSURANCE GROUP COMPLIANCE
Initial MOP and Initial Indemnity NOC Filings
First Quarter 2023
1/1/2023 - 3/31/2023

Insurance Company	Total Initial MOPs Filed	Initial MOPs Filed Timely	Compliance Percentage	Total Initial Indemnity NOCs Filed	Initial Indemnity NOCs Filed Timely	Compliance Percentage
OLD REPUBLIC INSURANCE	MOPs Filed	Timely MOPs	Compliance	NOCs Filed	Timely NOCs	Compliance
OLD REPUBLIC GENERAL INSURANCE CORP.	*	*	*	*	*	*
OLD REPUBLIC INSURANCE	*	*	*	*	*	*
Total	*	*	*	*	*	*
OLD REPUBLIC INSURANCE TPA Administered Claims						
CA040 BROADSPIRE SERVICES	No Filings	No Filings	No Filings	1	0	0%
CA070 CANNON COCHRAN MANAGEMENT SERVICES	No Filings	No Filings	No Filings	No Filings	No Filings	No Filings
CA116 CORVEL ENTERPRISE COMP	2	1	50%	No Filings	No Filings	No Filings
CA190 GALLAGHER BASSETT SERVICES	1	1	100%	No Filings	No Filings	No Filings
CA204 HELMSMAN MANAGEMENT SERVICES	1	1	100%	No Filings	No Filings	No Filings
CA300 SEDGWICK CLAIMS MANAGEMENT SERVICES	6	4	67%	No Filings	No Filings	No Filings
TPA Total	10	7	70% ▼	1	0	0% ▼
OLD REPUBLIC INSURANCE Group Total	10	7	70% ▼	1	0	0% ▼
PENNSYLVANIA MFG ASSN	MOPs Filed	Timely MOPs	Compliance	NOCs Filed	Timely NOCs	Compliance
MANUFACTURERS ALLIANCE INSURANCE	*	*	*	*	*	*
PENNSYLVANIA MFG ASSN	*	*	*	*	*	*
PENNSYLVANIA MFG INDEMNITY CO	*	*	*	*	*	*
Total	*	*	*	*	*	*
PENNSYLVANIA MFG ASSN TPA Administered Claims						
CA190 GALLAGHER BASSETT SERVICES	5	4	80%	No Filings	No Filings	No Filings
CA323 THE AMERICAN EQUITY UNDERWRITERS	No Filings	No Filings	No Filings	No Filings	No Filings	No Filings
TPA Total	5	4	80% ▼	No Filings	No Filings	No Filings
PENNSYLVANIA MFG ASSN Group Total	5	4	80% ▼	No Filings	No Filings	No Filings
PROTECTIVE INSURANCE	MOPs Filed	Timely MOPs	Compliance	NOCs Filed	Timely NOCs	Compliance
CA277 PROTECTIVE INSURANCE COMPANY	*	*	*	*	*	*
Total	*	*	*	*	*	*
PROTECTIVE INSURANCE TPA Administered Claims						
CA040 BROADSPIRE SERVICES	6	2	33%	No Filings	No Filings	No Filings
TPA Total	6	2	33% ▼	No Filings	No Filings	No Filings
PROTECTIVE INSURANCE Group Total	6	2	33% ▼	No Filings	No Filings	No Filings
QBE INSURANCE GROUP	MOPs Filed	Timely MOPs	Compliance	NOCs Filed	Timely NOCs	Compliance
CA268 NORTH AMERICAN RISK SERVICES	*	*	*	*	*	*
Total	*	*	*	*	*	*
QBE INSURANCE GROUP TPA Administered Claims						
CA300 SEDGWICK CLAIMS MANAGEMENT SERVICES	1	0	0%	2	0	0%
TPA Total	1	0	0% ▼	2	0	0% ▼
QBE INSURANCE GROUP Group Total	1	0	0% ▼	2	0	0% ▼

INSURANCE GROUP COMPLIANCE
Initial MOP and Initial Indemnity NOC Filings
First Quarter 2023
1/1/2023 - 3/31/2023

Insurance Company	Total Initial MOPs Filed	Initial MOPs Filed Timely	Compliance Percentage	Total Initial Indemnity NOCs Filed	Initial Indemnity NOCs Filed Timely	Compliance Percentage
	MOPs Filed	Timely MOPs	Compliance	NOCs Filed	Timely NOCs	Compliance
SAFETY NATIONAL CASUALTY CORP SAFETY NATIONAL CASUALTY CORP	*	*	*	*	*	*
Total	*	*	*	*	*	*
SAFETY NATIONAL CASUALTY CORP TPA Administered Claims						
CA040 BROADSPIRE SERVICES	2	1	50%	No Filings	No Filings	No Filings
CA116 CORVEL ENTERPRISE COMP	No Filings	No Filings	No Filings	No Filings	No Filings	No Filings
CA190 GALLAGHER BASSETT SERVICES	4	1	25%	2	2	100%
CA204 HELMSMAN MANAGEMENT SERVICES	1	0	0%	No Filings	No Filings	No Filings
CA300 SEDGWICK CLAIMS MANAGEMENT SERVICES	4	2	50%	1	1	100%
TPA Total	11	4	36% ▼	3	3	100% ▲
SAFETY NATIONAL CASUALTY CORP Group Total	11	4	36% ▼	3	3	100% ▲
SAGAMORE INSURANCE SAGAMORE INSURANCE	MOPs Filed	Timely MOPs	Compliance	NOCs Filed	Timely NOCs	Compliance
	*	*	*	*	*	*
Total	*	*	*	*	*	*
SAGAMORE INSURANCE TPA Administered Claims						
CA040 BROADSPIRE SERVICES	No Filings	No Filings	No Filings	No Filings	No Filings	No Filings
TPA Total	No Filings	No Filings	No Filings	No Filings	No Filings	No Filings
SAGAMORE INSURANCE Group Total	No Filings	No Filings	No Filings	No Filings	No Filings	No Filings
SEDGWICK CLAIMS MANAGEMENT SERVICES CA300 SEDGWICK CLAIMS MANAGEMENT SERVICES	MOPs Filed	Timely MOPs	Compliance	NOCs Filed	Timely NOCs	Compliance
	69	57	83%	41	37	90%
Total	69	57	83% ▼	41	37	90% ▲
SEDGWICK CLAIMS MANAGEMENT SERVICES Group Total	69	57	83% ▼	41	37	90% ▲
SENTRY INSURANCE CA207 FLORISTS MUTUAL INSURANCE	MOPs Filed	Timely MOPs	Compliance	NOCs Filed	Timely NOCs	Compliance
	1	1	100%	No Filings	No Filings	No Filings
CA426 MIDDLESEX INSURANCE COMPANY	1	1	100%	No Filings	No Filings	No Filings
CA402 SENTRY CASUALTY	2	2	100%	No Filings	No Filings	No Filings
CA305 SENTRY INSURANCE	2	2	100%	No Filings	No Filings	No Filings
CA308 SENTRY SELECT INSURANCE	No Filings	No Filings	No Filings	No Filings	No Filings	No Filings
Total	6	6	100% ▲	No Filings	No Filings	No Filings
SENTRY INSURANCE Group Total	6	6	100% ▲	No Filings	No Filings	No Filings
SERVICE AMERICAN INDEMNITY SERVICE AMERICAN INDEMNITY	MOPs Filed	Timely MOPs	Compliance	NOCs Filed	Timely NOCs	Compliance
	*	*	*	*	*	*
Total	*	*	*	*	*	*
SERVICE AMERICAN INDEMNITY TPA Administered Claims						
CA040 BROADSPIRE SERVICES	1	1	100%	1	0	0%
TPA Total	1	1	100% ▲	1	0	0% ▼
SERVICE AMERICAN INDEMNITY Group Total	1	1	100% ▲	1	0	0% ▼

Maine Workers' Compensation Board
Initial MOP Filing Benchmark: 85%
Initial Indemnity NOC Benchmark: 90%

▲ Indicates benchmark met or exceeded
▼ Indicates benchmark not met

INSURANCE GROUP COMPLIANCE
Initial MOP and Initial Indemnity NOC Filings
First Quarter 2023
1/1/2023 - 3/31/2023

Insurance Company	Total Initial MOPs Filed	Initial MOPs Filed Timely	Compliance Percentage	Total Initial Indemnity NOCs Filed	Initial Indemnity NOCs Filed Timely	Compliance Percentage
SOMPO JAPAN INSURANCE SOMPO JAPAN INSURANCE COMPANY OF AMERICA	MOPs Filed *	Timely MOPs *	Compliance *	NOCs Filed *	Timely NOCs *	Compliance *
Total	*	*	*	*	*	*
SOMPO JAPAN INSURANCE TPA Administered Claims CA190 GALLAGHER BASSETT SERVICES	2	1	50%	1	0	0%
TPA Total	2	1	50% ▼	1	0	0% ▼
SOMPO JAPAN INSURANCE Group Total	2	1	50% ▼	1	0	0% ▼
STARR INDEMNITY INSURANCE STARR INDEMNITY INSURANCE	MOPs Filed *	Timely MOPs *	Compliance *	NOCs Filed *	Timely NOCs *	Compliance *
Total	*	*	*	*	*	*
STARR INDEMNITY INSURANCE TPA Administered Claims CA040 BROADSPIRE SERVICES CA190 GALLAGHER BASSETT SERVICES CA300 SEDGWICK CLAIMS MANAGEMENT SERVICES	No Filings 2 3	No Filings 1 3	No Filings 50% 100%	No Filings 3 1	No Filings 3 1	No Filings 100% 100%
TPA Total	5	4	80% ▼	4	4	100% ▲
STARR INDEMNITY INSURANCE Group Total	5	4	80% ▼	4	4	100% ▲
STARSTONE NATIONAL INSURANCE STARSTONE NATIONAL INSURANCE	MOPs Filed *	Timely MOPs *	Compliance *	NOCs Filed *	Timely NOCs *	Compliance *
Total	*	*	*	*	*	*
STARSTONE NATIONAL INSURANCE TPA Administered Claims CA070 CANNON COCHRAN MANAGEMENT SERVICES	No Filings	No Filings	No Filings	No Filings	No Filings	No Filings
TPA Total	No Filings	No Filings	No Filings	No Filings	No Filings	No Filings
STARSTONE NATIONAL INSURANCE Group Total	No Filings	No Filings	No Filings	No Filings	No Filings	No Filings
STATE OF MAINE WORKERS' COMPENSATION TRUST CA307 STATE OF MAINE WORKERS' COMPENSATION TRUST	MOPs Filed 28	Timely MOPs 26	Compliance 93%	NOCs Filed 40	Timely NOCs 38	Compliance 95%
Total	28	26	93% ▲	40	38	95% ▲
STATE OF MAINE WORKERS' COMPENSATION TRUST Group Total	28	26	93% ▲	40	38	95% ▲
SYNERNET CA320 SYNERNET	MOPs Filed 89	Timely MOPs 83	Compliance 93%	NOCs Filed 31	Timely NOCs 30	Compliance 97%
Total	89	83	93% ▲	31	30	97% ▲
SYNERNET Group Total	89	83	93% ▲	31	30	97% ▲
THE AMERICAN EQUITY UNDERWRITERS CA323 THE AMERICAN EQUITY UNDERWRITERS	MOPs Filed No Filings	Timely MOPs No Filings	Compliance No Filings	NOCs Filed No Filings	Timely NOCs No Filings	Compliance No Filings
Total	No Filings	No Filings	No Filings	No Filings	No Filings	No Filings
THE AMERICAN EQUITY UNDERWRITERS Group Total	No Filings	No Filings	No Filings	No Filings	No Filings	No Filings

Maine Workers' Compensation Board
Initial MOP Filing Benchmark: 85%
Initial Indemnity NOC Benchmark: 90%

▲ Indicates benchmark met or exceeded
▼ Indicates benchmark not met

INSURANCE GROUP COMPLIANCE
Initial MOP and Initial Indemnity NOC Filings
First Quarter 2023
1/1/2023 - 3/31/2023

Insurance Company	Total Initial MOPs Filed	Initial MOPs Filed Timely	Compliance Percentage	Total Initial Indemnity NOCs Filed	Initial Indemnity NOCs Filed Timely	Compliance Percentage
TRAVELERS INSURANCE	MOPs Filed	Timely MOPs	Compliance	NOCs Filed	Timely NOCs	Compliance
CA072 CHARTER OAK FIRE INSURANCE	6	3	50%	No Filings	No Filings	No Filings
CA164 FARMINGTON CASUALTY	1	1	100%	No Filings	No Filings	No Filings
CA306 STANDARD FIRE INSURANCE	20	14	70%	8	8	100%
CA347 TRAVELERS CASUALTY & SURETY	3	2	67%	No Filings	No Filings	No Filings
CA348 TRAVELERS CASUALTY INSURANCE COMPANY OF AMERICA	1	1	100%	No Filings	No Filings	No Filings
CA349 TRAVELERS COMMERCIAL CASUALTY	1	1	100%	No Filings	No Filings	No Filings
CA346 TRAVELERS INDEMNITY COMPANY OF AMERICA	No Filings	No Filings	No Filings	No Filings	No Filings	No Filings
CA345 TRAVELERS PROPERTY CASUALTY INSURANCE	2	2	100%	1	1	100%
Total	34	24	71% ▼	9	9	100% ▲
TRAVELERS INSURANCE TPA Administered Claims						
CA110 CONSTITUTION STATE SERVICES	1	1	100%	No Filings	No Filings	No Filings
CA300 SEDGWICK CLAIMS MANAGEMENT SERVICES	1	1	100%	No Filings	No Filings	No Filings
TPA Total	2	2	100% ▲	No Filings	No Filings	No Filings
TRAVELERS INSURANCE Group Total	36	26	72% ▼	9	9	100% ▲
TYSON FOODS INC	MOPs Filed	Timely MOPs	Compliance	NOCs Filed	Timely NOCs	Compliance
CA435 TYSON FOODS INC	2	0	0%	No Filings	No Filings	No Filings
Total	2	0	0% ▼	No Filings	No Filings	No Filings
TYSON FOODS INC Group Total	2	0	0% ▼	No Filings	No Filings	No Filings
UTICA MUTUAL INSURANCE	MOPs Filed	Timely MOPs	Compliance	NOCs Filed	Timely NOCs	Compliance
CA324 UTICA MUTUAL INSURANCE	No Filings	No Filings	No Filings	No Filings	No Filings	No Filings
Total	No Filings	No Filings	No Filings	No Filings	No Filings	No Filings
UTICA MUTUAL INSURANCE Group Total	No Filings	No Filings	No Filings	No Filings	No Filings	No Filings
VANLINER INSURANCE	MOPs Filed	Timely MOPs	Compliance	NOCs Filed	Timely NOCs	Compliance
CA379 VANLINER INSURANCE	3	2	67%	3	3	100%
Total	3	2	67% ▼	3	3	100% ▲
VANLINER INSURANCE Group Total	3	2	67% ▼	3	3	100% ▲
WALMART CLAIMS SERVICES	MOPs Filed	Timely MOPs	Compliance	NOCs Filed	Timely NOCs	Compliance
CA100 WALMART CLAIMS SERVICES	7	6	86%	38	36	95%
Total	7	6	86% ▲	38	36	95% ▲
WALMART CLAIMS SERVICES Group Total	7	6	86% ▲	38	36	95% ▲

INSURANCE GROUP COMPLIANCE
Initial MOP and Initial Indemnity NOC Filings
First Quarter 2023
1/1/2023 - 3/31/2023

Insurance Company	Total Initial MOPs Filed	Initial MOPs Filed Timely	Compliance Percentage	Total Initial Indemnity NOCs Filed	Initial Indemnity NOCs Filed Timely	Compliance Percentage
XL INSURANCE	MOPs Filed	Timely MOPs	Compliance	NOCs Filed	Timely NOCs	Compliance
CA384 XL INSURANCE	*	*	*	*	*	*
Total	*	*	*	*	*	*
XL INSURANCE TPA Administered Claims						
CA116 CORVEL ENTERPRISE COMP	No Filings	No Filings	No Filings	No Filings	No Filings	No Filings
CA117 COTTINGHAM & BUTLER CLAIMS SERVICES	1	1	100%	No Filings	No Filings	No Filings
CA190 GALLAGHER BASSETT SERVICES	4	2	50%	No Filings	No Filings	No Filings
CA300 SEDGWICK CLAIMS MANAGEMENT SERVICES	3	3	100%	2	2	100%
TPA Total	8	6	75% ▼	2	2	100% ▲
XL INSURANCE Group Total	8	6	75% ▼	2	2	100% ▲
ZURICH INSURANCE	MOPs Filed	Timely MOPs	Compliance	NOCs Filed	Timely NOCs	Compliance
CA022 AMERICAN ZURICH	6	5	83%	4	3	75%
CA400 ZURICH AMERICAN INSURANCE	5	5	100%	2	1	50%
Total	11	10	91% ▲	6	4	67% ▼
ZURICH INSURANCE TPA Administered Claims						
CA040 BROADSPIRE SERVICES	1	1	100%	No Filings	No Filings	No Filings
CA116 CORVEL ENTERPRISE COMP	4	1	25%	2	2	100%
CA117 COTTINGHAM & BUTLER CLAIMS SERVICES	No Filings	No Filings	No Filings	No Filings	No Filings	No Filings
CA160 ESIS	2	1	50%	No Filings	No Filings	No Filings
CA190 GALLAGHER BASSETT SERVICES	12	6	50%	4	4	100%
CA300 SEDGWICK CLAIMS MANAGEMENT SERVICES	2	1	50%	2	1	50%
TPA Total	21	10	48% ▼	8	7	88% ▼
ZURICH INSURANCE Group Total	32	20	63% ▼	14	11	79% ▼

Appendix C

Insurance Group Compliance Wage Statement and Fringe Benefit Form Filings First Quarter 1/1/2023 - 3/31/2023

INSURANCE GROUP COMPLIANCE
 Wage Statements and Fringe Benefit Forms
 First Quarter
 1/1/2023 - 3/31/2023

Insurance Company	Total Wage Statement(s) Due	Wage Statement(s) Filed Timely	Compliance Percentage	Total Fringe Benefit Form(s) Due	Fringe Benefit Form(s) Filed Timely	Compliance Percentage
ACADIA INSURANCE	Wage(s) Due	Timely Wage(s)	Compliance	Fringe(s) Due	Timely Fringe(s)	Compliance
CA010 ACADIA INSURANCE	20	18	90%	20	18	90%
Total	20	18	90% ▲	20	18	90% ▲
ACADIA INSURANCE Group Total	20	18	90% ▲	20	18	90% ▲
ACCIDENT FUND INSURANCE	Wage(s) Due	Timely Wage(s)	Compliance	Fringe(s) Due	Timely Fringe(s)	Compliance
ACCIDENT FUND INSURANCE	*	*	*	*	*	*
Total	*	*	*	*	*	*
ACCIDENT FUND INSURANCE TPA Administered Claims						
CA190 GALLAGHER BASSETT SERVICES	3	0	0%	3	1	33%
TPA Total	3	0	0% ▼	3	1	33% ▼
ACCIDENT FUND INSURANCE Group Total	3	0	0% ▼	3	1	33% ▼
ACUITY MUTUAL INSURANCE	Wage(s) Due	Timely Wage(s)	Compliance	Fringe(s) Due	Timely Fringe(s)	Compliance
CA418 ACUITY MUTUAL INSURANCE	2	2	100%	2	2	100%
Total	2	2	100% ▲	2	2	100% ▲
ACUITY MUTUAL INSURANCE Group Total	2	2	100% ▲	2	2	100% ▲
AIG INSURANCE	Wage(s) Due	Timely Wage(s)	Compliance	Fringe(s) Due	Timely Fringe(s)	Compliance
CA015 AIG CLAIMS, INC	*	*	*	*	*	*
Total	*	*	*	*	*	*
AIG INSURANCE TPA Administered Claims						
CA040 BROADSPIRE SERVICES	1	1	100%	1	1	100%
CA116 CORVEL ENTERPRISE COMP	2	0	0%	2	0	0%
CA160 ESIS	6	5	83%	6	5	83%
CA190 GALLAGHER BASSETT SERVICES	21	11	52%	21	11	52%
CA204 HELMSMAN MANAGEMENT SERVICES	5	5	100%	5	5	100%
CA300 SEDGWICK CLAIMS MANAGEMENT SERVICES	46	40	87%	46	39	85%
TPA Total	81	62	77% ▲	81	61	75% ▼
AIG INSURANCE Group Total	81	62	77% ▲	81	61	75% ▼
AIM MUTUAL GROUP	Wage(s) Due	Timely Wage(s)	Compliance	Fringe(s) Due	Timely Fringe(s)	Compliance
CA472 AIM MUTUAL INSURANCE	2	2	100%	2	2	100%
Total	2	2	100% ▲	2	2	100% ▲
AIM MUTUAL GROUP Group Total	2	2	100% ▲	2	2	100% ▲
AMERICAN FINANCIAL GROUP	Wage(s) Due	Timely Wage(s)	Compliance	Fringe(s) Due	Timely Fringe(s)	Compliance
CA494 TRIUMPHE CASUALTY	2	2	100%	2	2	100%
Total	2	2	100% ▲	2	2	100% ▲
AMERICAN FINANCIAL GROUP Group Total	2	2	100% ▲	2	2	100% ▲

INSURANCE GROUP COMPLIANCE
Wage Statements and Fringe Benefit Forms
First Quarter
1/1/2023 - 3/31/2023

Insurance Company	Total Wage Statement(s) Due	Wage Statement(s) Filed Timely	Compliance Percentage	Total Fringe Benefit Form(s) Due	Fringe Benefit Form(s) Filed Timely	Compliance Percentage
AMERISURE INSURANCE	Wage(s) Due	Timely Wage(s)	Compliance	Fringe(s) Due	Timely Fringe(s)	Compliance
CA013 AMERISURE INSURANCE	*	*	*	*	*	*
Total	*	*	*	*	*	*
AMERISURE INSURANCE TPA Administered Claims						
CA190 GALLAGHER BASSETT SERVICES	1	1	100%	1	1	100%
TPA Total	1	1	100% ▲	1	1	100% ▲
AMERISURE INSURANCE Group Total	1	1	100% ▲	1	1	100% ▲
AMTRUST INSURANCE	Wage(s) Due	Timely Wage(s)	Compliance	Fringe(s) Due	Timely Fringe(s)	Compliance
CA437 AMTRUST NORTH AMERICA	2	1	50%	2	1	50%
CA342 TECHNOLOGY INSURANCE	6	1	17%	6	1	17%
CA381 WESCO INSURANCE	7	2	29%	7	2	29%
Total	15	4	27% ▼	15	4	27% ▼
AMTRUST INSURANCE Group Total	15	4	27% ▼	15	4	27% ▼
ARCH INSURANCE	Wage(s) Due	Timely Wage(s)	Compliance	Fringe(s) Due	Timely Fringe(s)	Compliance
ARCH INSURANCE	*	*	*	*	*	*
Total	*	*	*	*	*	*
ARCH INSURANCE TPA Administered Claims						
CA040 BROADSPIRE SERVICES	2	1	50%	2	2	100%
CA070 CANNON COCHRAN MANAGEMENT SERVICES	2	2	100%	2	2	100%
CA116 CORVEL ENTERPRISE COMP	5	0	0%	5	0	0%
CA190 GALLAGHER BASSETT SERVICES	7	4	57%	7	4	57%
CA300 SEDGWICK CLAIMS MANAGEMENT SERVICES	2	1	50%	2	1	50%
TPA Total	18	8	44% ▼	18	9	50% ▼
ARCH INSURANCE Group Total	18	8	44% ▼	18	9	50% ▼
BATH IRON WORKS	Wage(s) Due	Timely Wage(s)	Compliance	Fringe(s) Due	Timely Fringe(s)	Compliance
CA036 BATH IRON WORKS	10	10	100%	10	10	100%
Total	10	10	100% ▲	10	10	100% ▲
BATH IRON WORKS Group Total	10	10	100% ▲	10	10	100% ▲
BENCHMARK ADMINISTRATORS, LLC	Wage(s) Due	Timely Wage(s)	Compliance	Fringe(s) Due	Timely Fringe(s)	Compliance
CA497 BENCHMARK ADMINISTRATORS, LLC	1	0	0%	1	0	0%
Total	1	0	0% ▼	1	0	0% ▼
BENCHMARK ADMINISTRATORS, LLC Group Total	1	0	0% ▼	1	0	0% ▼
BERKSHIRE HATHAWAY GROUP	Wage(s) Due	Timely Wage(s)	Compliance	Fringe(s) Due	Timely Fringe(s)	Compliance
CA114 BERKSHIRE HATHAWAY HOMESTATE INSURANCE	2	1	50%	2	0	0%
Total	2	1	50% ▼	2	0	0% ▼
BERKSHIRE HATHAWAY GROUP Group Total	2	1	50% ▼	2	0	0% ▼

Maine Workers' Compensation Board
Wage Statement Filing Benchmark: 75%
Fringe Benefit Form Filing Benchmark: 75%

* Indicates no claims activity
▲ Indicates benchmark met or exceeded
▼ Indicates benchmark not met

INSURANCE GROUP COMPLIANCE
 Wage Statements and Fringe Benefit Forms
 First Quarter
 1/1/2023 - 3/31/2023

Insurance Company	Total Wage Statement(s) Due	Wage Statement(s) Filed Timely	Compliance Percentage	Total Fringe Benefit Form(s) Due	Fringe Benefit Form(s) Filed Timely	Compliance Percentage
BROADSPIRE SERVICES	Wage(s) Due	Timely Wage(s)	Compliance	Fringe(s) Due	Timely Fringe(s)	Compliance
CA040 BROADSPIRE SERVICES	20	17	85%	20	18	90%
Total	20	17	85% ▲	20	18	90% ▲
BROADSPIRE SERVICES Group Total	20	17	85% ▲	20	18	90% ▲
CANNON COCHRAN MANAGEMENT SERVICES	Wage(s) Due	Timely Wage(s)	Compliance	Fringe(s) Due	Timely Fringe(s)	Compliance
CA070 CANNON COCHRAN MANAGEMENT SERVICES	19	16	84%	19	16	84%
Total	19	16	84% ▲	19	16	84% ▲
CANNON COCHRAN MANAGEMENT SERVICES Group Total	19	16	84% ▲	19	16	84% ▲
CHESTERFIELD SERVICES	Wage(s) Due	Timely Wage(s)	Compliance	Fringe(s) Due	Timely Fringe(s)	Compliance
CA080 CHESTERFIELD SERVICES	1	1	100%	1	1	100%
Total	1	1	100% ▲	1	1	100% ▲
CHESTERFIELD SERVICES Group Total	1	1	100% ▲	1	1	100% ▲
CHUBB INSURANCE	Wage(s) Due	Timely Wage(s)	Compliance	Fringe(s) Due	Timely Fringe(s)	Compliance
ACE AMERICAN INSURANCE COMPANY	*	*	*	*	*	*
ACE INSURANCE	*	*	*	*	*	*
CA046 CHUBB INSURANCE	*	*	*	*	*	*
CA090 FEDERAL INSURANCE	*	*	*	*	*	*
INDEMNITY INS CO OF NORTH AMERICA	*	*	*	*	*	*
PACIFIC INDEMNITY CO	*	*	*	*	*	*
Total	*	*	*	*	*	*
CHUBB INSURANCE TPA Administered Claims						
CA070 CANNON COCHRAN MANAGEMENT SERVICES	2	1	50%	2	1	50%
CA110 CONSTITUTION STATE SERVICES	1	1	100%	1	1	100%
CA116 CORVEL ENTERPRISE COMP	8	0	0%	8	0	0%
CA160 ESIS	9	6	67%	9	4	44%
CA190 GALLAGHER BASSETT SERVICES	35	23	66%	35	26	74%
CA300 SEDGWICK CLAIMS MANAGEMENT SERVICES	33	30	91%	33	28	85%
TPA Total	88	61	69% ▼	88	60	68% ▼
CHUBB INSURANCE Group Total	88	61	69% ▼	88	60	68% ▼
CINCINNATI INSURANCE	Wage(s) Due	Timely Wage(s)	Compliance	Fringe(s) Due	Timely Fringe(s)	Compliance
CA438 CINCINNATI INSURANCE	3	1	33%	3	0	0%
Total	3	1	33% ▼	3	0	0% ▼
CINCINNATI INSURANCE Group Total	3	1	33% ▼	3	0	0% ▼

INSURANCE GROUP COMPLIANCE
 Wage Statements and Fringe Benefit Forms
 First Quarter
 1/1/2023 - 3/31/2023

Insurance Company	Total Wage Statement(s) Due	Wage Statement(s) Filed Timely	Compliance Percentage	Total Fringe Benefit Form(s) Due	Fringe Benefit Form(s) Filed Timely	Compliance Percentage
CNA INSURANCE	Wage(s) Due	Timely Wage(s)	Compliance	Fringe(s) Due	Timely Fringe(s)	Compliance
CA083 CNA CLAIMS PLUS	3	1	33%	3	2	67%
CA271 NATIONAL FIRE INSURANCE	1	0	0%	1	0	0%
CA087 THE CONTINENTAL INSURANCE	1	1	100%	1	1	100%
Total	5	2	40% ▼	5	3	60% ▼
CNA INSURANCE TPA Administered Claims						
CA040 BROADSPIRE SERVICES	1	1	100%	1	1	100%
TPA Total	1	1	100% ▲	1	1	100% ▲
CNA INSURANCE Group Total	6	3	50% ▼	6	4	67% ▼
CONSTITUTION STATE SERVICES	Wage(s) Due	Timely Wage(s)	Compliance	Fringe(s) Due	Timely Fringe(s)	Compliance
CA110 CONSTITUTION STATE SERVICES	2	2	100%	2	2	100%
Total	2	2	100% ▲	2	2	100% ▲
CONSTITUTION STATE SERVICES Group Total	2	2	100% ▲	2	2	100% ▲
CORVEL ENTERPRISE COMP	Wage(s) Due	Timely Wage(s)	Compliance	Fringe(s) Due	Timely Fringe(s)	Compliance
CA116 CORVEL ENTERPRISE COMP	29	9	31%	29	9	31%
Total	29	9	31% ▼	29	9	31% ▼
CORVEL ENTERPRISE COMP Group Total	29	9	31% ▼	29	9	31% ▼
CROSS INSURANCE	Wage(s) Due	Timely Wage(s)	Compliance	Fringe(s) Due	Timely Fringe(s)	Compliance
CA093 CROSS INSURANCE	259	219	85%	259	219	85%
Total	259	219	85% ▲	259	219	85% ▲
CROSS INSURANCE Group Total	259	219	85% ▲	259	219	85% ▲
DELHAIZE AMERICA LLC	Wage(s) Due	Timely Wage(s)	Compliance	Fringe(s) Due	Timely Fringe(s)	Compliance
CA496 DELHAIZE AMERICA LLC	31	27	87%	31	26	84%
Total	31	27	87% ▲	31	26	84% ▲
DELHAIZE AMERICA LLC Group Total	31	27	87% ▲	31	26	84% ▲
EASTERN ALLIANCE INSURANCE	Wage(s) Due	Timely Wage(s)	Compliance	Fringe(s) Due	Timely Fringe(s)	Compliance
CA141 EASTERN ALLIANCE INSURANCE	21	17	81%	21	17	81%
Total	21	17	81% ▲	21	17	81% ▲
EASTERN ALLIANCE INSURANCE Group Total	21	17	81% ▲	21	17	81% ▲

INSURANCE GROUP COMPLIANCE
Wage Statements and Fringe Benefit Forms
First Quarter
1/1/2023 - 3/31/2023

Insurance Company	Total Wage Statement(s) Due	Wage Statement(s) Filed Timely	Compliance Percentage	Total Fringe Benefit Form(s) Due	Fringe Benefit Form(s) Filed Timely	Compliance Percentage
ELECTRIC INSURANCE	Wage(s) Due	Timely Wage(s)	Compliance	Fringe(s) Due	Timely Fringe(s)	Compliance
CA150 ELECTRIC INSURANCE	*	*	*	*	*	*
Total	*	*	*	*	*	*
ELECTRIC INSURANCE TPA Administered Claims						
CA300 SEDGWICK CLAIMS MANAGEMENT SERVICES	1	1	100%	1	1	100%
TPA Total	1	1	100% ▲	1	1	100% ▲
ELECTRIC INSURANCE Group Total	1	1	100% ▲	1	1	100% ▲
EMPLOYERS HOLDING GROUP	Wage(s) Due	Timely Wage(s)	Compliance	Fringe(s) Due	Timely Fringe(s)	Compliance
CA479 EMPLOYERS PREFERRED INSURANCE	1	0	0%	1	0	0%
Total	1	0	0% ▼	1	0	0% ▼
EMPLOYERS HOLDING GROUP Group Total	1	0	0% ▼	1	0	0% ▼
ESIS	Wage(s) Due	Timely Wage(s)	Compliance	Fringe(s) Due	Timely Fringe(s)	Compliance
CA160 ESIS	18	13	72%	18	11	61%
Total	18	13	72% ▼	18	11	61% ▼
ESIS Group Total	18	13	72% ▼	18	11	61% ▼
EVEREST REINS HOLDINGS GROUP	Wage(s) Due	Timely Wage(s)	Compliance	Fringe(s) Due	Timely Fringe(s)	Compliance
EVEREST REINS HOLDINGS	*	*	*	*	*	*
Total	*	*	*	*	*	*
EVEREST REINS HOLDINGS GROUP TPA Administered Claims						
CA190 GALLAGHER BASSETT SERVICES	1	0	0%	1	0	0%
CA300 SEDGWICK CLAIMS MANAGEMENT SERVICES	2	2	100%	2	1	50%
TPA Total	3	2	67% ▼	3	1	33% ▼
EVEREST REINS HOLDINGS GROUP Group Total	3	2	67% ▼	3	1	33% ▼
FUTURECOMP	Wage(s) Due	Timely Wage(s)	Compliance	Fringe(s) Due	Timely Fringe(s)	Compliance
CA175 FUTURECOMP	32	32	100%	32	32	100%
Total	32	32	100% ▲	32	32	100% ▲
FUTURECOMP Group Total	32	32	100% ▲	32	32	100% ▲
GALLAGHER BASSETT SERVICES	Wage(s) Due	Timely Wage(s)	Compliance	Fringe(s) Due	Timely Fringe(s)	Compliance
CA190 GALLAGHER BASSETT SERVICES	136	82	60%	136	86	63%
Total	136	82	60% ▼	136	86	63% ▼
GALLAGHER BASSETT SERVICES Group Total	136	82	60% ▼	136	86	63% ▼

INSURANCE GROUP COMPLIANCE
Wage Statements and Fringe Benefit Forms
First Quarter
1/1/2023 - 3/31/2023

Insurance Company	Total Wage Statement(s) Due	Wage Statement(s) Filed Timely	Compliance Percentage	Total Fringe Benefit Form(s) Due	Fringe Benefit Form(s) Filed Timely	Compliance Percentage
GUARD INSURANCE	Wage(s) Due	Timely Wage(s)	Compliance	Fringe(s) Due	Timely Fringe(s)	Compliance
CA019 AMGUARD INSURANCE	3	0	0%	3	1	33%
CA140 EASTGUARD INSURANCE	1	0	0%	1	0	0%
CA272 NORGUARD INSURANCE	3	0	0%	3	0	0%
Total	7	0	0% ▼	7	1	14% ▼
GUARD INSURANCE Group Total	7	0	0% ▼	7	1	14% ▼
HANOVER INSURANCE	Wage(s) Due	Timely Wage(s)	Compliance	Fringe(s) Due	Timely Fringe(s)	Compliance
CA048 CITIZENS INSURANCE COMPANY OF AMERICA	2	1	50%	2	1	50%
Total	2	1	50% ▼	2	1	50% ▼
HANOVER INSURANCE Group Total	2	1	50% ▼	2	1	50% ▼
HARTFORD INSURANCE	Wage(s) Due	Timely Wage(s)	Compliance	Fringe(s) Due	Timely Fringe(s)	Compliance
CA188 HARTFORD ACCIDENT & INDEMNITY	1	1	100%	1	1	100%
CA185 HARTFORD CASUALTY INSURANCE	1	1	100%	1	1	100%
CA203 HARTFORD FIRE INSURANCE	3	1	33%	3	1	33%
CA186 HARTFORD INSURANCE COMPANY OF THE MIDWEST	1	0	0%	1	0	0%
CA187 HARTFORD UNDERWRITERS INSURANCE	2	2	100%	2	2	100%
CA288 PROPERTY & CASUALTY INSURANCE COMPANY OF HARTFORD	4	4	100%	4	4	100%
CA319 TRUMBULL INSURANCE	3	3	100%	3	3	100%
CA321 TWIN CITY FIRE INSURANCE	3	3	100%	3	3	100%
Total	18	15	83% ▲	18	15	83% ▲
HARTFORD INSURANCE TPA Administered Claims						
CA070 CANNON COCHRAN MANAGEMENT SERVICES	1	1	100%	1	1	100%
CA300 SEDGWICK CLAIMS MANAGEMENT SERVICES	2	1	50%	2	1	50%
TPA Total	3	2	67% ▼	3	2	67% ▼
HARTFORD INSURANCE Group Total	21	17	81% ▲	21	17	81% ▲
HELMSMAN MANAGEMENT SERVICES	Wage(s) Due	Timely Wage(s)	Compliance	Fringe(s) Due	Timely Fringe(s)	Compliance
CA204 HELMSMAN MANAGEMENT SERVICES	7	7	100%	7	7	100%
Total	7	7	100% ▲	7	7	100% ▲
HELMSMAN MANAGEMENT SERVICES Group Total	7	7	100% ▲	7	7	100% ▲
HOUSTON INT INS GROUP	Wage(s) Due	Timely Wage(s)	Compliance	Fringe(s) Due	Timely Fringe(s)	Compliance
IMPERIUM INSURANCE	*	*	*	*	*	*
Total	*	*	*	*	*	*
HOUSTON INT INS GROUP TPA Administered Claims						
CA190 GALLAGHER BASSETT SERVICES	1	0	0%	1	0	0%
TPA Total	1	0	0% ▼	1	0	0% ▼
HOUSTON INT INS GROUP Group Total	1	0	0% ▼	1	0	0% ▼

INSURANCE GROUP COMPLIANCE
Wage Statements and Fringe Benefit Forms
First Quarter
1/1/2023 - 3/31/2023

Insurance Company	Total Wage Statement(s) Due	Wage Statement(s) Filed Timely	Compliance Percentage	Total Fringe Benefit Form(s) Due	Fringe Benefit Form(s) Filed Timely	Compliance Percentage
LIBERTY MUTUAL INSURANCE	Wage(s) Due	Timely Wage(s)	Compliance	Fringe(s) Due	Timely Fringe(s)	Compliance
CA003 AMERICAN FIRE & CASUALTY INSURANCE	1	1	100%	1	1	100%
CA380 EMPLOYERS INSURANCE OF WAUSAU	1	1	100%	1	1	100%
CA210 LIBERTY MUTUAL INSURANCE	45	33	73%	45	31	69%
CA407 OHIO SECURITY INSURANCE	3	2	67%	3	2	67%
Total	50	37	74% ▼	50	35	70% ▼
LIBERTY MUTUAL INSURANCE TPA Administered Claims						
CA160 ESIS	1	0	0%	1	0	0%
CA300 SEDGWICK CLAIMS MANAGEMENT SERVICES	1	0	0%	1	0	0%
TPA Total	2	0	0% ▼	2	0	0% ▼
LIBERTY MUTUAL INSURANCE Group Total	52	37	71% ▼	52	35	67% ▼
MAINE EMPLOYERS' MUTUAL INSURANCE	Wage(s) Due	Timely Wage(s)	Compliance	Fringe(s) Due	Timely Fringe(s)	Compliance
CA260 MAINE EMPLOYERS' MUTUAL INSURANCE	585	395	68%	585	389	66%
Total	585	395	68% ▼	585	389	66% ▼
MAINE EMPLOYERS' MUTUAL INSURANCE Group Total	585	395	68% ▼	585	389	66% ▼
MAINE HEALTHCARE ASSOCIATION	Wage(s) Due	Timely Wage(s)	Compliance	Fringe(s) Due	Timely Fringe(s)	Compliance
CA234 MAINE HEALTHCARE ASSOCIATION	37	32	86%	37	32	86%
Total	37	32	86% ▲	37	32	86% ▲
MAINE HEALTHCARE ASSOCIATION Group Total	37	32	86% ▲	37	32	86% ▲
MAINE MOTOR TRANSPORT ASSOCIATION	Wage(s) Due	Timely Wage(s)	Compliance	Fringe(s) Due	Timely Fringe(s)	Compliance
CA230 MAINE MOTOR TRANSPORT ASSOCIATION	16	15	94%	16	15	94%
Total	16	15	94% ▲	16	15	94% ▲
MAINE MOTOR TRANSPORT ASSOCIATION Group Total	16	15	94% ▲	16	15	94% ▲
MAINE MUNICIPAL ASSOCIATION	Wage(s) Due	Timely Wage(s)	Compliance	Fringe(s) Due	Timely Fringe(s)	Compliance
CA225 MAINE MUNICIPAL ASSOCIATION	124	108	87%	124	107	86%
Total	124	108	87% ▲	124	107	86% ▲
MAINE MUNICIPAL ASSOCIATION Group Total	124	108	87% ▲	124	107	86% ▲
MAINE SCHOOL MANAGEMENT ASSOCIATION	Wage(s) Due	Timely Wage(s)	Compliance	Fringe(s) Due	Timely Fringe(s)	Compliance
CA250 MAINE SCHOOL MANAGEMENT ASSOCIATION	30	24	80%	30	24	80%
Total	30	24	80% ▲	30	24	80% ▲
MAINE SCHOOL MANAGEMENT ASSOCIATION Group Total	30	24	80% ▲	30	24	80% ▲

INSURANCE GROUP COMPLIANCE
Wage Statements and Fringe Benefit Forms
First Quarter
1/1/2023 - 3/31/2023

Insurance Company	Total Wage Statement(s) Due	Wage Statement(s) Filed Timely	Compliance Percentage	Total Fringe Benefit Form(s) Due	Fringe Benefit Form(s) Filed Timely	Compliance Percentage
MARKEL CORP GROUP STATE NATIONAL INSURANCE	Wage(s) Due	Timely Wage(s)	Compliance	Fringe(s) Due	Timely Fringe(s)	Compliance
Total	*	*	*	*	*	*
MARKEL CORP GROUP TPA Administered Claims CA300 SEDGWICK CLAIMS MANAGEMENT SERVICES	1	1	100%	1	1	100%
TPA Total	1	1	100% ▲	1	1	100% ▲
MARKEL CORP GROUP Group Total	1	1	100% ▲	1	1	100% ▲
MEADOWBROOK INSURANCE CA255 MEADOWBROOK INSURANCE	Wage(s) Due	Timely Wage(s)	Compliance	Fringe(s) Due	Timely Fringe(s)	Compliance
Total	2	1	50% ▼	2	2	100% ▲
MEADOWBROOK INSURANCE Group Total	2	1	50% ▼	2	2	100% ▲
MITSUI SUMITOMO INS CO OF AMERICA MITSUI SUMITOMO INS CO OF AMERICA	Wage(s) Due	Timely Wage(s)	Compliance	Fringe(s) Due	Timely Fringe(s)	Compliance
Total	*	*	*	*	*	*
MITSUI SUMITOMO INS CO OF AMERICA TPA Administered Claims CA070 CANNON COCHRAN MANAGEMENT SERVICES	1	1	100%	1	1	100%
TPA Total	1	1	100% ▲	1	1	100% ▲
MITSUI SUMITOMO INS CO OF AMERICA Group Total	1	1	100% ▲	1	1	100% ▲
NATIONAL INTERSTATE INSURANCE CA267 NATIONAL INTERSTATE INSURANCE COMPANY	Wage(s) Due	Timely Wage(s)	Compliance	Fringe(s) Due	Timely Fringe(s)	Compliance
Total	1	1	100% ▲	1	1	100% ▲
NATIONAL INTERSTATE INSURANCE Group Total	1	1	100% ▲	1	1	100% ▲
NATIONWIDE INSURANCE CA478 NATIONWIDE INSURANCE	Wage(s) Due	Timely Wage(s)	Compliance	Fringe(s) Due	Timely Fringe(s)	Compliance
Total	2	2	100% ▲	2	2	100% ▲
NATIONWIDE INSURANCE Group Total	2	2	100% ▲	2	2	100% ▲
NEXT LEVEL ADMINISTRATOR LLC CA433 NEXT LEVEL ADMINISTRATORS LLC	Wage(s) Due	Timely Wage(s)	Compliance	Fringe(s) Due	Timely Fringe(s)	Compliance
Total	3	0	0% ▼	3	0	0% ▼
NEXT LEVEL ADMINISTRATOR LLC Group Total	3	0	0% ▼	3	0	0% ▼

INSURANCE GROUP COMPLIANCE
Wage Statements and Fringe Benefit Forms
First Quarter
1/1/2023 - 3/31/2023

Insurance Company	Total Wage Statement(s) Due	Wage Statement(s) Filed Timely	Compliance Percentage	Total Fringe Benefit Form(s) Due	Fringe Benefit Form(s) Filed Timely	Compliance Percentage
OLD REPUBLIC INSURANCE	Wage(s) Due	Timely Wage(s)	Compliance	Fringe(s) Due	Timely Fringe(s)	Compliance
OLD REPUBLIC GENERAL INSURANCE CORP.	*	*	*	*	*	*
OLD REPUBLIC INSURANCE	*	*	*	*	*	*
Total	*	*	*	*	*	*
OLD REPUBLIC INSURANCE TPA Administered Claims						
CA040 BROADSPIRE SERVICES	1	1	100%	1	1	100%
CA116 CORVEL ENTERPRISE COMP	1	1	100%	1	1	100%
CA190 GALLAGHER BASSETT SERVICES	2	1	50%	2	1	50%
CA204 HELMSMAN MANAGEMENT SERVICES	1	1	100%	1	1	100%
CA300 SEDGWICK CLAIMS MANAGEMENT SERVICES	6	4	67%	6	3	50%
TPA Total	11	8	73% ▼	11	7	64% ▼
OLD REPUBLIC INSURANCE Group Total	11	8	73% ▼	11	7	64% ▼
PENNSYLVANIA MFG ASSN	Wage(s) Due	Timely Wage(s)	Compliance	Fringe(s) Due	Timely Fringe(s)	Compliance
MANUFACTURERS ALLIANCE INSURANCE	*	*	*	*	*	*
PENNSYLVANIA MFG ASSN	*	*	*	*	*	*
PENNSYLVANIA MFG INDEMNITY CO	*	*	*	*	*	*
Total	*	*	*	*	*	*
PENNSYLVANIA MFG ASSN TPA Administered Claims						
CA190 GALLAGHER BASSETT SERVICES	6	4	67%	6	4	67%
TPA Total	6	4	67% ▼	6	4	67% ▼
PENNSYLVANIA MFG ASSN Group Total	6	4	67% ▼	6	4	67% ▼
PROTECTIVE INSURANCE	Wage(s) Due	Timely Wage(s)	Compliance	Fringe(s) Due	Timely Fringe(s)	Compliance
CA277 PROTECTIVE INSURANCE COMPANY	*	*	*	*	*	*
Total	*	*	*	*	*	*
PROTECTIVE INSURANCE TPA Administered Claims						
CA040 BROADSPIRE SERVICES	6	6	100%	6	6	100%
TPA Total	6	6	100% ▲	6	6	100% ▲
PROTECTIVE INSURANCE Group Total	6	6	100% ▲	6	6	100% ▲
QBE INSURANCE GROUP	Wage(s) Due	Timely Wage(s)	Compliance	Fringe(s) Due	Timely Fringe(s)	Compliance
CA268 NORTH AMERICAN RISK SERVICES	*	*	*	*	*	*
Total	*	*	*	*	*	*
QBE INSURANCE GROUP TPA Administered Claims						
CA300 SEDGWICK CLAIMS MANAGEMENT SERVICES	5	2	40%	5	2	40%
TPA Total	5	2	40% ▼	5	2	40% ▼
QBE INSURANCE GROUP Group Total	5	2	40% ▼	5	2	40% ▼

INSURANCE GROUP COMPLIANCE
Wage Statements and Fringe Benefit Forms
First Quarter
1/1/2023 - 3/31/2023

Insurance Company	Total Wage Statement(s) Due	Wage Statement(s) Filed Timely	Compliance Percentage	Total Fringe Benefit Form(s) Due	Fringe Benefit Form(s) Filed Timely	Compliance Percentage
SAFETY NATIONAL CASUALTY CORP SAFETY NATIONAL CASUALTY CORP	Wage(s) Due	Timely Wage(s)	Compliance	Fringe(s) Due	Timely Fringe(s)	Compliance
Total	*	*	*	*	*	*
SAFETY NATIONAL CASUALTY CORP TPA Administered Claims						
CA040 BROADSPIRE SERVICES	2	1	50%	2	1	50%
CA116 CORVEL ENTERPRISE COMP	1	0	0%	1	0	0%
CA190 GALLAGHER BASSETT SERVICES	6	5	83%	6	5	83%
CA300 SEDGWICK CLAIMS MANAGEMENT SERVICES	5	4	80%	5	4	80%
TPA Total	14	10	71% ▼	14	10	71% ▼
SAFETY NATIONAL CASUALTY CORP Group Total	14	10	71% ▼	14	10	71% ▼
SAGAMORE INSURANCE SAGAMORE INSURANCE	Wage(s) Due	Timely Wage(s)	Compliance	Fringe(s) Due	Timely Fringe(s)	Compliance
Total	*	*	*	*	*	*
SAGAMORE INSURANCE TPA Administered Claims						
CA040 BROADSPIRE SERVICES	2	2	100%	2	2	100%
TPA Total	2	2	100% ▲	2	2	100% ▲
SAGAMORE INSURANCE Group Total	2	2	100% ▲	2	2	100% ▲
SEDGWICK CLAIMS MANAGEMENT SERVICES CA300 SEDGWICK CLAIMS MANAGEMENT SERVICES	Wage(s) Due	Timely Wage(s)	Compliance	Fringe(s) Due	Timely Fringe(s)	Compliance
Total	144	109	76% ▲	144	104	72% ▼
SEDGWICK CLAIMS MANAGEMENT SERVICES Group Total	144	109	76% ▲	144	104	72% ▼
SENTRY INSURANCE CA207 FLORISTS MUTUAL INSURANCE CA426 MIDDLESEX INSURANCE COMPANY CA402 SENTRY CASUALTY CA305 SENTRY INSURANCE	Wage(s) Due	Timely Wage(s)	Compliance	Fringe(s) Due	Timely Fringe(s)	Compliance
Total	9	7	78% ▲	9	7	78% ▲
SENTRY INSURANCE Group Total	9	7	78% ▲	9	7	78% ▲
SERVICE AMERICAN INDEMNITY SERVICE AMERICAN INDEMNITY	Wage(s) Due	Timely Wage(s)	Compliance	Fringe(s) Due	Timely Fringe(s)	Compliance
Total	*	*	*	*	*	*
SERVICE AMERICAN INDEMNITY TPA Administered Claims						
CA040 BROADSPIRE SERVICES	2	2	100%	2	2	100%
TPA Total	2	2	100% ▲	2	2	100% ▲
SERVICE AMERICAN INDEMNITY Group Total	2	2	100% ▲	2	2	100% ▲

INSURANCE GROUP COMPLIANCE
Wage Statements and Fringe Benefit Forms
First Quarter
1/1/2023 - 3/31/2023

Insurance Company	Total Wage Statement(s) Due	Wage Statement(s) Filed Timely	Compliance Percentage	Total Fringe Benefit Form(s) Due	Fringe Benefit Form(s) Filed Timely	Compliance Percentage
SOMPO JAPAN INSURANCE SOMPO JAPAN INSURANCE COMPANY OF AMERICA	Wage(s) Due	Timely Wage(s)	Compliance	Fringe(s) Due	Timely Fringe(s)	Compliance
Total	*	*	*	*	*	*
SOMPO JAPAN INSURANCE TPA Administered Claims CA190 GALLAGHER BASSETT SERVICES	2	1	50%	2	1	50%
TPA Total	2	1	50% ▼	2	1	50% ▼
SOMPO JAPAN INSURANCE Group Total	2	1	50% ▼	2	1	50% ▼
STARR INDEMNITY INSURANCE STARR INDEMNITY INSURANCE	Wage(s) Due	Timely Wage(s)	Compliance	Fringe(s) Due	Timely Fringe(s)	Compliance
Total	*	*	*	*	*	*
STARR INDEMNITY INSURANCE TPA Administered Claims CA190 GALLAGHER BASSETT SERVICES	7	2	29%	7	3	43%
CA300 SEDGWICK CLAIMS MANAGEMENT SERVICES	3	3	100%	3	3	100%
TPA Total	10	5	50% ▼	10	6	60% ▼
STARR INDEMNITY INSURANCE Group Total	10	5	50% ▼	10	6	60% ▼
STATE OF MAINE WORKERS' COMPENSATION TRUST CA307 STATE OF MAINE WORKERS' COMPENSATION TRUST	Wage(s) Due	Timely Wage(s)	Compliance	Fringe(s) Due	Timely Fringe(s)	Compliance
Total	100	97	97% ▲	100	97	97% ▲
STATE OF MAINE WORKERS' COMPENSATION TRUST Group Total	100	97	97% ▲	100	97	97% ▲
SYNERNET CA320 SYNERNET	Wage(s) Due	Timely Wage(s)	Compliance	Fringe(s) Due	Timely Fringe(s)	Compliance
Total	127	109	86% ▲	127	108	85% ▲
SYNERNET Group Total	127	109	86% ▲	127	108	85% ▲

INSURANCE GROUP COMPLIANCE
Wage Statements and Fringe Benefit Forms
First Quarter
1/1/2023 - 3/31/2023

Insurance Company	Total Wage Statement(s) Due	Wage Statement(s) Filed Timely	Compliance Percentage	Total Fringe Benefit Form(s) Due	Fringe Benefit Form(s) Filed Timely	Compliance Percentage
TRAVELERS INSURANCE	Wage(s) Due	Timely Wage(s)	Compliance	Fringe(s) Due	Timely Fringe(s)	Compliance
CA072 CHARTER OAK FIRE INSURANCE	8	4	50%	8	3	38%
CA164 FARMINGTON CASUALTY	2	1	50%	2	1	50%
CA306 STANDARD FIRE INSURANCE	25	16	64%	25	10	40%
CA347 TRAVELERS CASUALTY & SURETY	1	0	0%	1	0	0%
CA348 TRAVELERS CASUALTY INSURANCE COMPANY OF AMERICA	2	1	50%	2	0	0%
CA349 TRAVELERS COMMERCIAL CASUALTY	3	1	33%	3	1	33%
CA345 TRAVELERS PROPERTY CASUALTY INSURANCE	3	1	33%	3	1	33%
Total	44	24	55% ▼	44	16	36% ▼
TRAVELERS INSURANCE TPA Administered Claims						
CA110 CONSTITUTION STATE SERVICES	1	1	100%	1	1	100%
CA300 SEDGWICK CLAIMS MANAGEMENT SERVICES	1	1	100%	1	1	100%
TPA Total	2	2	100% ▲	2	2	100% ▲
TRAVELERS INSURANCE Group Total	46	26	57% ▼	46	18	39% ▼
TYSON FOODS INC	Wage(s) Due	Timely Wage(s)	Compliance	Fringe(s) Due	Timely Fringe(s)	Compliance
CA435 TYSON FOODS INC	2	2	100%	2	2	100%
Total	2	2	100% ▲	2	2	100% ▲
TYSON FOODS INC Group Total	2	2	100% ▲	2	2	100% ▲
VANLINER INSURANCE	Wage(s) Due	Timely Wage(s)	Compliance	Fringe(s) Due	Timely Fringe(s)	Compliance
CA379 VANLINER INSURANCE	6	2	33%	6	2	33%
Total	6	2	33% ▼	6	2	33% ▼
VANLINER INSURANCE Group Total	6	2	33% ▼	6	2	33% ▼
WALMART CLAIMS SERVICES	Wage(s) Due	Timely Wage(s)	Compliance	Fringe(s) Due	Timely Fringe(s)	Compliance
CA100 WALMART CLAIMS SERVICES	64	41	64%	64	42	66%
Total	64	41	64% ▼	64	42	66% ▼
WALMART CLAIMS SERVICES Group Total	64	41	64% ▼	64	42	66% ▼
XL INSURANCE	Wage(s) Due	Timely Wage(s)	Compliance	Fringe(s) Due	Timely Fringe(s)	Compliance
CA317 T.H.E. INSURANCE	*	*	*	*	*	*
CA384 XL INSURANCE	*	*	*	*	*	*
Total	*	*	*	*	*	*
XL INSURANCE TPA Administered Claims						
CA190 GALLAGHER BASSETT SERVICES	3	3	100%	3	3	100%
CA300 SEDGWICK CLAIMS MANAGEMENT SERVICES	5	3	60%	5	4	80%
TPA Total	8	6	75% ▲	8	7	88% ▲
XL INSURANCE Group Total	8	6	75% ▲	8	7	88% ▲

INSURANCE GROUP COMPLIANCE
Wage Statements and Fringe Benefit Forms
First Quarter
1/1/2023 - 3/31/2023

Insurance Company	Total Wage Statement(s) Due	Wage Statement(s) Filed Timely	Compliance Percentage	Total Fringe Benefit Form(s) Due	Fringe Benefit Form(s) Filed Timely	Compliance Percentage
ZURICH INSURANCE	Wage(s) Due	Timely Wage(s)	Compliance	Fringe(s) Due	Timely Fringe(s)	Compliance
CA021 AMERICAN GUARANTEE & LIABILITY	1	0	0%	1	0	0%
CA022 AMERICAN ZURICH	15	8	53%	15	8	53%
CA400 ZURICH AMERICAN INSURANCE	5	5	100%	5	5	100%
Total	21	13	62% ▼	21	13	62% ▼
ZURICH INSURANCE TPA Administered Claims						
CA040 BROADSPIRE SERVICES	1	1	100%	1	1	100%
CA080 CHESTERFIELD SERVICES	1	1	100%	1	1	100%
CA116 CORVEL ENTERPRISE COMP	6	5	83%	6	5	83%
CA160 ESIS	2	2	100%	2	2	100%
CA190 GALLAGHER BASSETT SERVICES	17	12	71%	17	11	65%
CA300 SEDGWICK CLAIMS MANAGEMENT SERVICES	5	1	20%	5	0	0%
TPA Total	32	22	69% ▼	32	20	63% ▼
ZURICH INSURANCE Group Total	53	35	66% ▼	53	33	62% ▼