


MAINE STATE LEGISLATURE

The following document is provided by the
LAW AND LEGISLATIVE DIGITAL LIBRARY
at the Maine State Law and Legislative Reference Library
<http://legislature.maine.gov/lawlib>



Reproduced from electronic originals
(may include minor formatting differences from printed original)



QUARTERLY COMPLIANCE REPORT

STATE OF MAINE
WORKERS' COMPENSATION BOARD

Second Quarter 2022
April 1, 2022 - June 30, 2022

Office of Monitoring, Audit &
Enforcement

John C. Rohde
Executive Director

27 State House Station
Augusta, Maine 04333-0027

**State of Maine
Workers' Compensation Board
Quarterly Compliance Report
Second Quarter 2022**

Table of Contents

1.	Executive Summary	Pages 1-2
2.	Lost Time First Report of Injury Filings	Page 3
3.	Initial Indemnity Payments	Page 4
4.	Initial Memorandum of Payment Filings	Page 5
5.	Initial Indemnity Notice of Controversy Filings	Page 6
6.	Wage Information	Page 7

Table of Charts

1.	Lost Time First Report of Injury Filings Timeliness Distribution	Page 3
2.	Lost Time First Report of Injury Filings Quarterly Compliance	Page 3
3.	Lost Time First Report of Injury Filings Compliance Trend	Page 3
4.	Initial Indemnity Payments Timeliness Distribution	Page 4
5.	Initial Indemnity Payments Quarterly Compliance	Page 4
6.	Initial Indemnity Payments Compliance Trend	Page 4
7.	Initial Memorandum of Payment Filings Timeliness Distribution	Page 5
8.	Initial Memorandum of Payment Filings Quarterly Compliance	Page 5
9.	Initial Memorandum of Payment Filings Compliance Trend	Page 5
10.	Initial Indemnity Notice of Controversy Filings Timeliness Distribution	Page 6
11.	Initial Indemnity Notice of Controversy Filings Quarterly Compliance	Page 6
12.	Initial Indemnity Notice of Controversy Filings Compliance Trend	Page 6
13.	Wage Statement Timeliness Distribution	Page 7
14.	Fringe Benefits Worksheet(s) Timeliness Distribution	Page 7

Appendices

A.	Insurance Group Compliance Lost Time FROI Filings and Initial Indemnity Payments	Pages A1-A15
B.	Insurance Group Compliance Initial MOP and Initial Indemnity NOC Filings	Pages B1-B15
C.	Insurance Group Compliance Wage Statements and Fringe Benefit Form Filings	Pages C1-C13

Executive Summary

On October 11, 2022 the Maine Workers' Compensation Board of Directors approved the 2022 Second Quarter (April 1 - June 30, 2022) Reconciliation Report. This report represents the efforts of the Office of Monitoring, Audit and Enforcement and insurers, self-insurers, and third-party administrators (collectively "insurers").

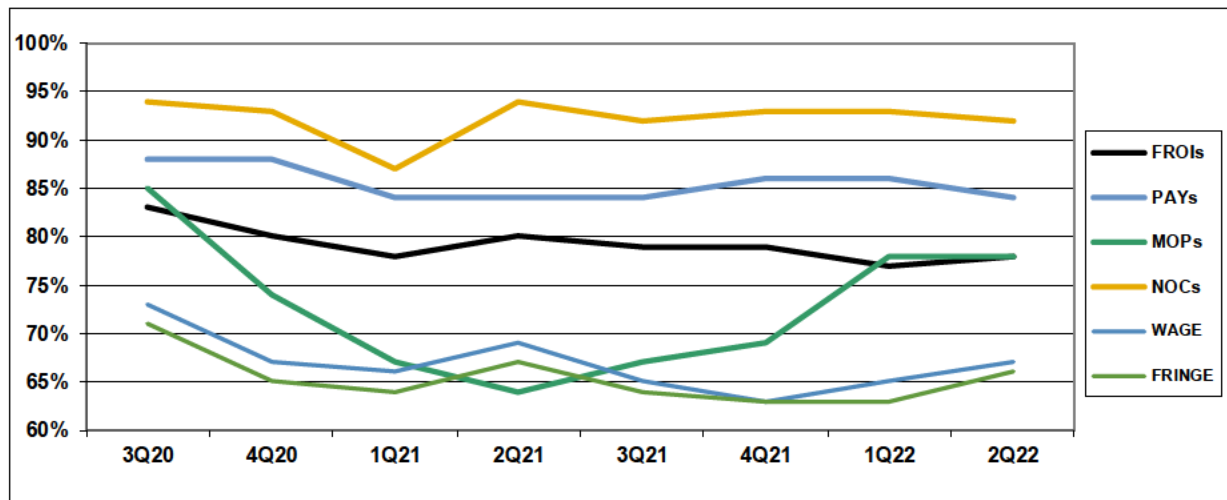
I. COMPLIANCE OVERVIEW

The Reconciliation Report was sent to 113 insurers on July 21, 2022; 84 responded, 20 were not required to respond and 9 did not respond.

The 2Q22 report represents results based upon data received by August 24, 2022. The results are:

	Number of Days	Benchmark	3Q20	4Q20	1Q21	2Q21	3Q21	4Q21	1Q22	2Q22
FROIs	7	85%	83%	80%	78%	80%	79%	79%	77%	78%
PAYs	14	87%	88%	88%	84%	84%	84%	86%	86%	84%
MOPs	17	85%	85%	74%	67%	64%	67%	69%	78%	78%
NOCs	14	90%	94%	93%	87%	94%	92%	93%	93%	92%
WAGE	30	75%	73%	67%	66%	69%	65%	63%	65%	67%
FRINGE	30	75%	71%	65%	64%	67%	64%	63%	63%	66%

Compliance Benchmark Tracking



II. CAVEATS & EXPLANATIONS

A. General

- Question marks (“?”) within this report indicate that the insurer did not provide all of the data required to measure compliance in that particular area.

B. Lost Time First Report of Injury (FROI) Filings

- Compliance with this benchmark exists when the FROI is filed (accepted EDI transaction, with or without errors) within 7 days after the employer receives notice or knowledge of an employee injury that has caused the employee to lose a day’s work.

C. Initial Indemnity Payments (PAYs)

- Compliance with this benchmark exists when the check is mailed within the later of (i) 14 days after the employer’s notice or knowledge of incapacity or (ii) the first day of compensability plus 6 days.
- If an employer continues to pay the employee’s salary, payments are deemed timely for purposes of compliance if made consistent with the employer’s usual payroll practice.

D. Initial Memorandum of Payment (MOP) Filings

- Compliance with this benchmark exists when the MOP is received within 17 days of the employer’s notice or knowledge of incapacity.

E. Initial Indemnity Notice of Controversy (NOC) Filings

- Compliance with this benchmark exists when the NOC is filed (accepted EDI transaction, with or without errors) within 14 days after the employer receives notice or knowledge of the incapacity or death. Measurement excludes filings submitted with full denial reason codes 3A-3H (No Coverage).

F. Wage Information

- Compliance with the benchmark (WCB-2 and WCB-2B forms) exists when the wage information is filed within 30 days of the employer receiving notice or knowledge of incapacity.

III. COMPLETED AUDITS

The Board conducts compliance audits of insurers to ensure that all obligations under the Workers’ Compensation Act are met. The functions of the audit program include, but are not limited to: ensuring that all reporting requirements of the Board are met, auditing the timeliness of benefit payments, auditing the accuracy of indemnity payments, evaluating claims-handling techniques, and determining whether claims are unreasonably contested.

Audits completed in the 2nd Quarter of 2022:

Auditee (alpha order)	Total Penalties
Maine School Management Association	\$1,750.00

LOST TIME FIRST REPORT OF INJURY FILINGS

Chart 1: Timeliness Distribution

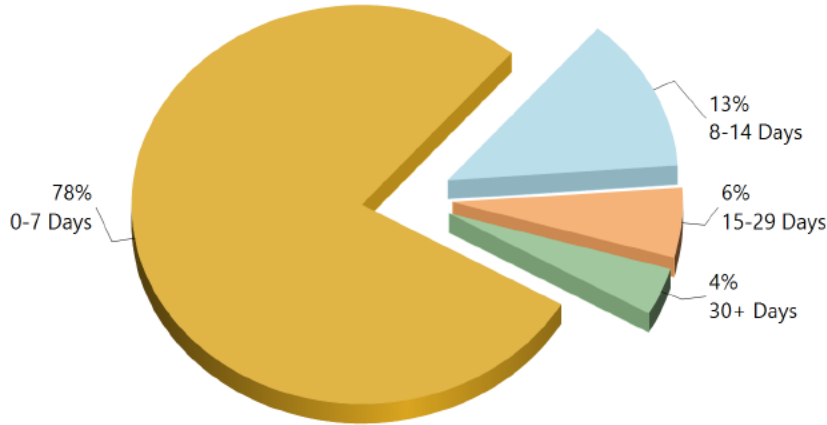


Table 1: Received Within

0-7 Days	2,859	78%
8-14 Days	462	13%
15-29 Days	207	6%
30+ Days	141	4%
? Days	0	0%
Total	3,669	100%

*The percentages may not always add to 100% due to rounding

Chart 2: Quarterly Compliance

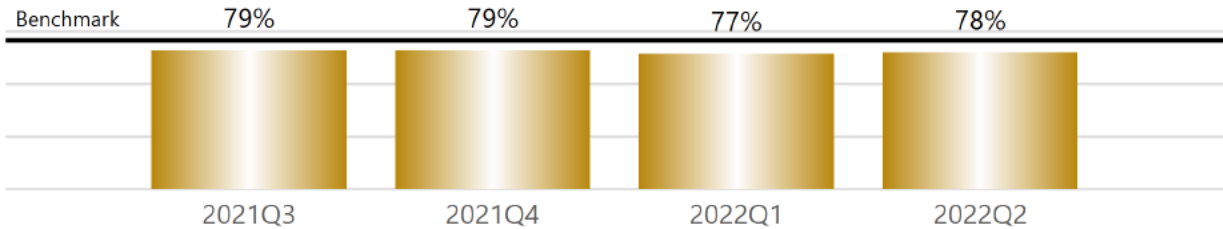
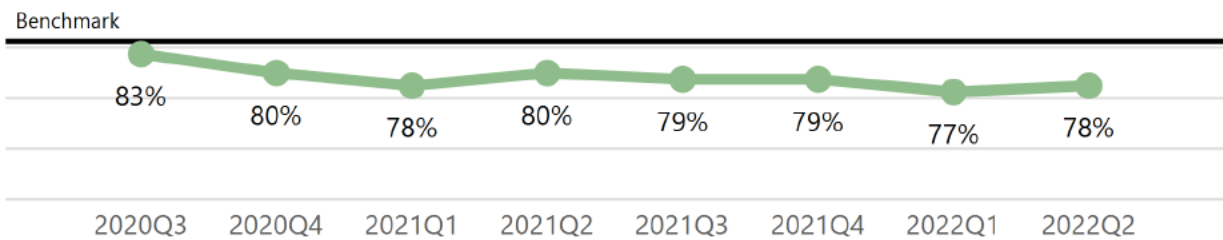


Chart 3: Compliance Trend



INITIAL INDEMNITY PAYMENTS

Chart 4: Timeliness Distribution

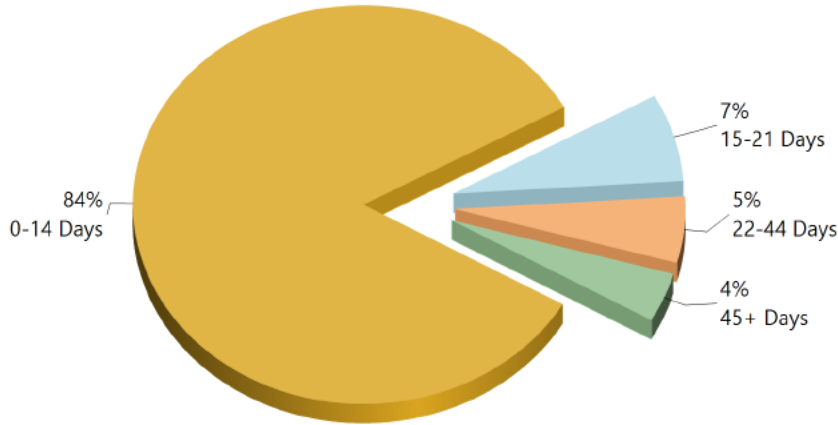


Table 2: Made Within

0-14 Days	857	84%
15-21 Days	73	7%
22-44 Days	55	5%
45+ Days	41	4%
? Days	0	0%
Total	1,026	100%

*The percentages may not always add to 100% due to rounding

Initial indemnity payments are monitored to ensure that payments are initiated within the time limits established in Section 205. As a result of these efforts, \$36,850 was issued to claimants in penalties and there is another \$20,700 in penalties awaiting resolution.

Chart 5: Quarterly Compliance

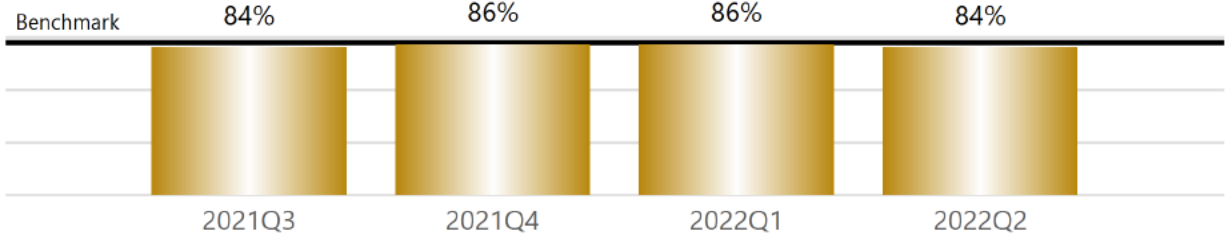
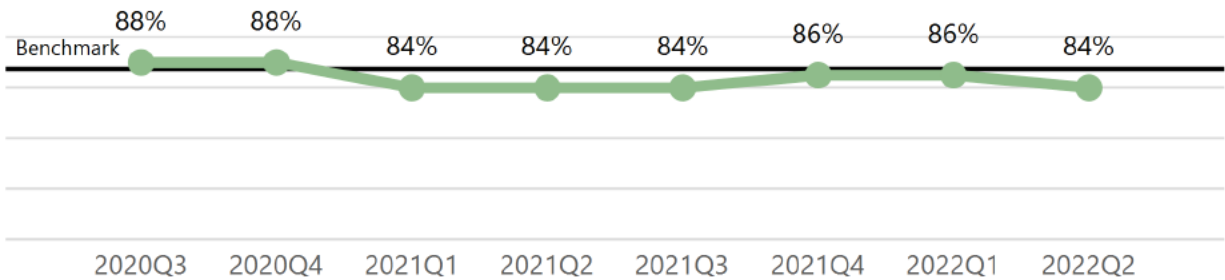


Chart 6: Compliance Trend



INITIAL MEMORANDUM OF PAYMENT FILINGS

Chart 7: Timeliness Distribution

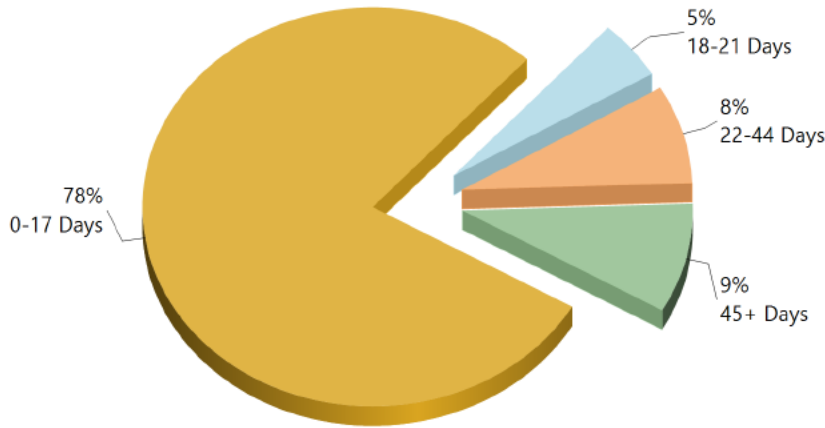


Table 3: Received Within

0-17 Days	804	78%
18-21 Days	49	5%
22-44 Days	82	8%
45+ Days	91	9%
? Days	0	0%
Total	1,026	100%

*The percentages may not always add to 100% due to rounding

Chart 8: Quarterly Compliance

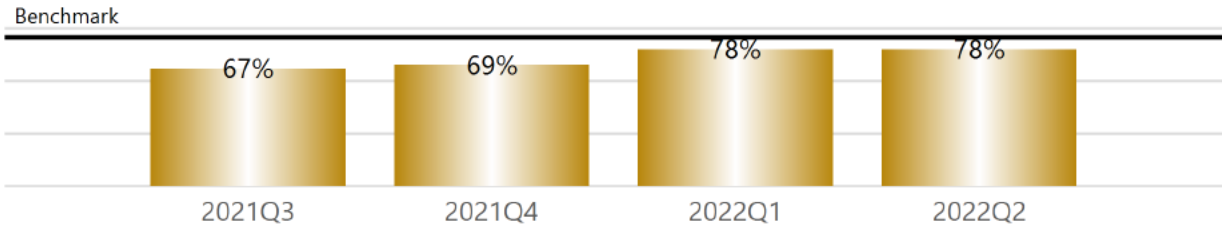
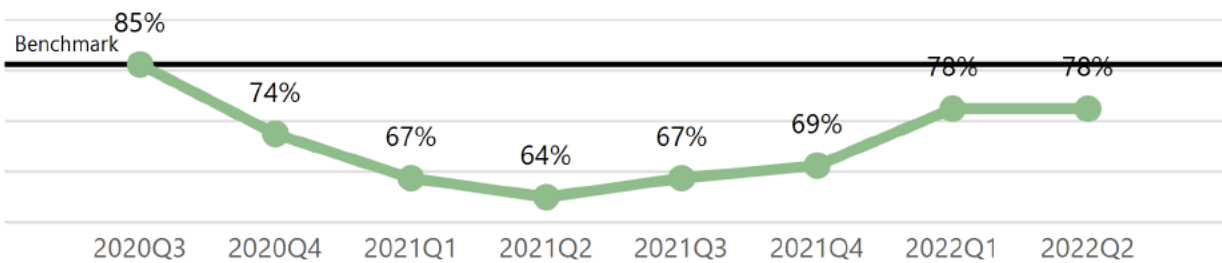


Chart 9: Compliance Trend



INITIAL INDEMNITY NOTICE OF CONTROVERSY FILINGS

Chart 10: Timeliness Distribution

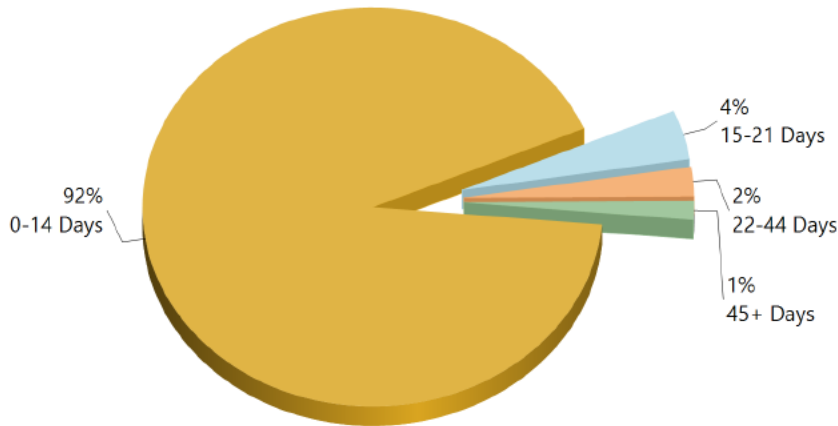


Table 4: Received Within

0-14 Days	738	92%
15-21 Days	32	4%
22-44 Days	19	2%
45+ Days	12	1%
? Days	1	0%
Total	802	100%

*The percentages may not always add to 100% due to rounding

Chart 11: Quarterly Compliance

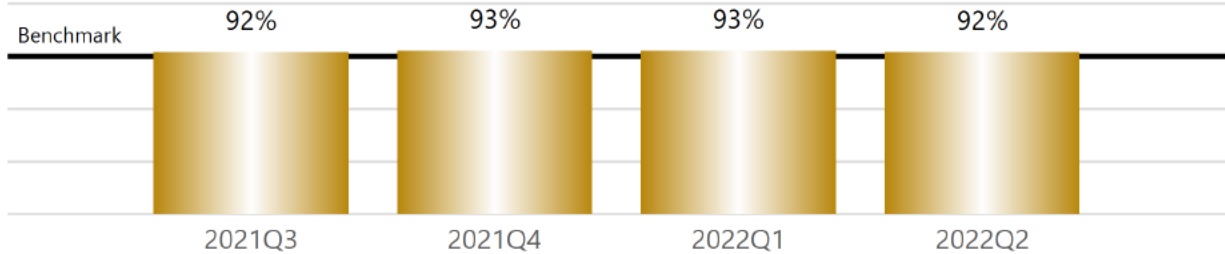
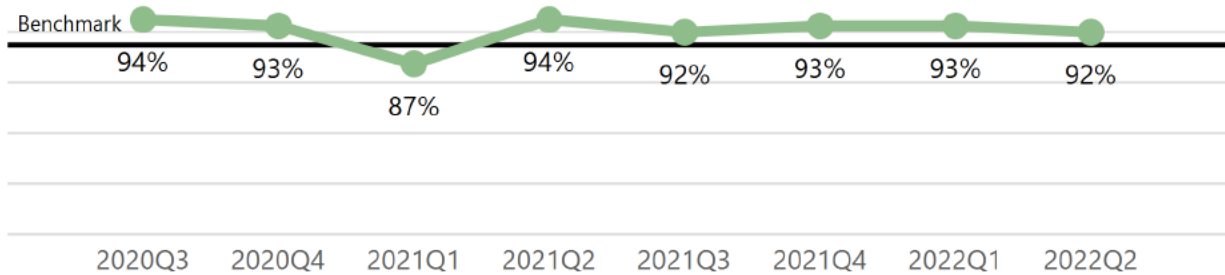


Chart 12: Compliance Trend



WAGE INFORMATION

Chart 13: Wage Statements Due Distribution

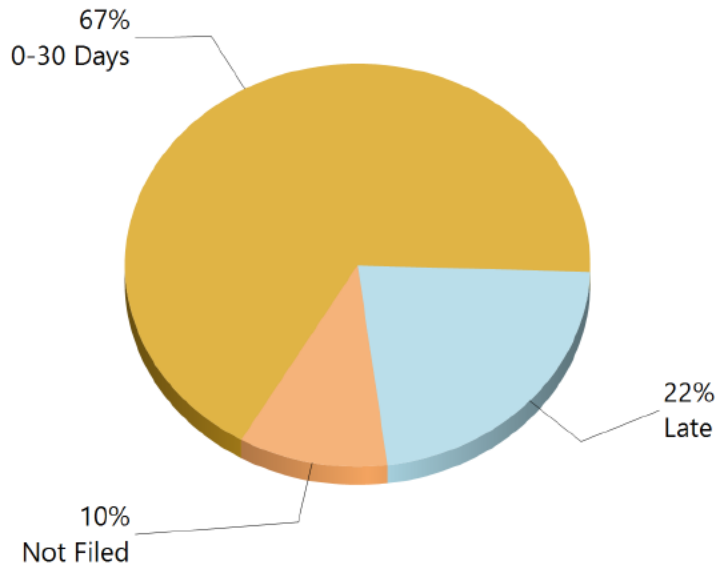


Table 5: Wage Statements Due

0-30 Days	1,456	67%
Late	485	22%
Not Filed	225	10%
Total	2,166	100%

*The percentages may not always add to 100% due to rounding

Wage Statement(s) Received: 1,071 (76%) of the 1,401 Wage Statement(s) that were received this quarter were filed timely, 330 (24%) were filed late.

Chart 14: Fringe Benefit Worksheets Due Distribution

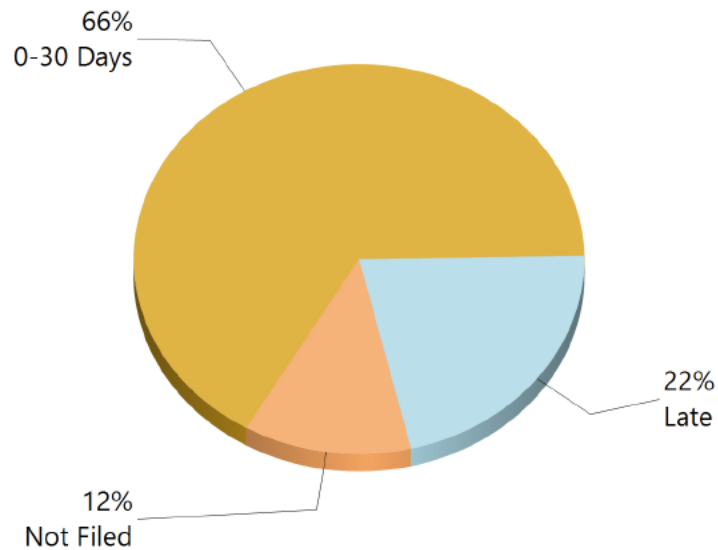


Table 6: Fringe Worksheets Due

0-30 Days	1,438	66%
Late	467	22%
Not Filed	261	12%
Total	2,166	100%

*The percentages may not always add to 100% due to rounding

Fringe Benefit Worksheet(s) Received: 1,060 (78%) of the 1,366 Fringe Benefit Worksheet(s) received this quarter were filed timely, 306 (23%) were filed late.

Appendix A

**Insurance Group Compliance
Lost Time FROI Filings and
Initial Indemnity Payments
Second Quarter
4/1/2022-6/30/2022**

INSURANCE GROUP COMPLIANCE

Lost Time FROI and Initial Indemnity Payments

Second Quarter 2022

4/1/2022 - 6/30/2022

Insurance Company	Total Lost Time FROIs Filed	Lost Time FROIs Filed Timely	Compliance Percentage	Total Initial Indemnity Payments Made	Initial Indemnity Payments Made Timely	Compliance Percentage
ACADIA INSURANCE	FROIs Filed	Timely FROIs	Compliance	Payments Made	Timely Payments	Compliance
CA010 ACADIA INSURANCE	48	39	81%	18	18	100%
Total	48	39	81% ▼	18	18	100% ▲
ACADIA INSURANCE Group Total	48	39	81% ▼	18	18	100% ▲
ACCIDENT FUND INSURANCE	FROIs Filed	Timely FROIs	Compliance	Payments Made	Timely Payments	Compliance
ACCIDENT FUND INSURANCE	*	*	*	*	*	*
Total	*	*	*	*	*	*
ACCIDENT FUND INSURANCE TPA Administered Claims						
CA190 GALLAGHER BASSETT SERVICES	5	4	80%	No Filings	No Filings	No Filings
TPA Total	5	4	80% ▼	No Filings	No Filings	No Filings
ACCIDENT FUND INSURANCE Group Total	5	4	80% ▼	No Filings	No Filings	No Filings
AIG INSURANCE	FROIs Filed	Timely FROIs	Compliance	Payments Made	Timely Payments	Compliance
CA015 AIG CLAIMS, INC	4	3	75%	1	1	100%
Total	4	3	75% ▼	1	1	100% ▲
AIG INSURANCE TPA Administered Claims						
CA040 BROADSPIRE SERVICES	3	1	33%	2	2	100%
CA070 CANNON COCHRAN MANAGEMENT SERVICES	1	1	100%	No Filings	No Filings	No Filings
CA116 CORVEL ENTERPRISE COMP	1	0	0%	No Filings	No Filings	No Filings
CA117 COTTINGHAM & BUTLER CLAIMS SERVICES	1	1	100%	No Filings	No Filings	No Filings
CA160 ESIS	3	0	0%	10	1	10%
CA190 GALLAGHER BASSETT SERVICES	29	26	90%	9	8	89%
CA204 HELMSMAN MANAGEMENT SERVICES	53	48	91%	3	2	67%
CA300 SEDGWICK CLAIMS MANAGEMENT SERVICES	177	157	89%	65	63	97%
TPA Total	268	234	87% ▲	89	76	85% ▼
AIG INSURANCE Group Total	272	237	87% ▲	90	77	86% ▼
AIM MUTUAL GROUP	FROIs Filed	Timely FROIs	Compliance	Payments Made	Timely Payments	Compliance
CA472 AIM MUTUAL INSURANCE	6	2	33%	2	2	100%
Total	6	2	33% ▼	2	2	100% ▲
AIM MUTUAL GROUP Group Total	6	2	33% ▼	2	2	100% ▲

INSURANCE GROUP COMPLIANCE

Lost Time FROI and Initial Indemnity Payments

Second Quarter 2022

4/1/2022 - 6/30/2022

Insurance Company	Total Lost Time FROIs Filed	Lost Time FROIs Filed Timely	Compliance Percentage	Total Initial Indemnity Payments Made	Initial Indemnity Payments Made Timely	Compliance Percentage
AMERICAN FINANCIAL GROUP	FROIs Filed	Timely FROIs	Compliance	Payments Made	Timely Payments	Compliance
CA192 GREAT AMERICAN ALLIANCE	No Filings	No Filings	No Filings	2	2	100%
CA267 NATIONAL INTERSTATE INSURANCE COMPANY	1	1	100%	No Filings	No Filings	No Filings
Total	1	1	100% ▲	2	2	100% ▲
AMERICAN FINANCIAL GROUP TPA Administered Claims						
CA323 THE AMERICAN EQUITY UNDERWRITERS	2	0	0%	No Filings	No Filings	No Filings
TPA Total	2	0	0% ▼	No Filings	No Filings	No Filings
AMERICAN FINANCIAL GROUP Group Total	3	1	33% ▼	2	2	100% ▲
AMERISURE INSURANCE	FROIs Filed	Timely FROIs	Compliance	Payments Made	Timely Payments	Compliance
CA013 AMERISURE INSURANCE	*	*	*	*	*	*
Total	*	*	*	*	*	*
AMERISURE INSURANCE TPA Administered Claims						
CA190 GALLAGHER BASSETT SERVICES	2	1	50%	1	1	100%
TPA Total	2	1	50% ▼	1	1	100% ▲
AMERISURE INSURANCE Group Total	2	1	50% ▼	1	1	100% ▲
AMTRUST INSURANCE	FROIs Filed	Timely FROIs	Compliance	Payments Made	Timely Payments	Compliance
CA437 SECURITY NATIONAL INSURANCE	1	0	0%	2	0	0%
CA342 TECHNOLOGY INSURANCE	4	1	25%	2	1	50%
CA381 WESCO INSURANCE	10	5	50%	9	1	11%
Total	15	6	40% ▼	13	2	15% ▼
AMTRUST INSURANCE Group Total	15	6	40% ▼	13	2	15% ▼
ARCH INSURANCE	FROIs Filed	Timely FROIs	Compliance	Payments Made	Timely Payments	Compliance
ARCH INSURANCE	*	*	*	*	*	*
Total	*	*	*	*	*	*
ARCH INSURANCE TPA Administered Claims						
CA040 BROADSPIRE SERVICES	3	0	0%	2	2	100%
CA116 CORVEL ENTERPRISE COMP	6	2	33%	2	1	50%
CA117 COTTINGHAM & BUTLER CLAIMS SERVICES	3	3	100%	2	0	0%
CA160 ESIS	1	0	0%	No Filings	No Filings	No Filings
CA190 GALLAGHER BASSETT SERVICES	5	3	60%	2	2	100%
CA300 SEDGWICK CLAIMS MANAGEMENT SERVICES	7	6	86%	3	2	67%
TPA Total	25	14	56% ▼	11	7	64% ▼
ARCH INSURANCE Group Total	25	14	56% ▼	11	7	64% ▼

INSURANCE GROUP COMPLIANCE

Lost Time FROI and Initial Indemnity Payments

Second Quarter 2022

4/1/2022 - 6/30/2022

Insurance Company	Total Lost Time FROIs Filed	Lost Time FROIs Filed Timely	Compliance Percentage	Total Initial Indemnity Payments Made	Initial Indemnity Payments Made Timely	Compliance Percentage
ARGONAUT GROUP	FROIs Filed	Timely FROIs	Compliance	Payments Made	Timely Payments	Compliance
CA020 ARGONAUT INSURANCE	2	1	50%	2	2	100%
Total	2	1	50% ▼	2	2	100% ▲
ARGONAUT GROUP Group Total	2	1	50% ▼	2	2	100% ▲
BATH IRON WORKS	FROIs Filed	Timely FROIs	Compliance	Payments Made	Timely Payments	Compliance
CA036 BATH IRON WORKS	16	15	94%	8	7	88%
Total	16	15	94% ▲	8	7	88% ▲
BATH IRON WORKS Group Total	16	15	94% ▲	8	7	88% ▲
BERKLEY CASUALTY CO	FROIs Filed	Timely FROIs	Compliance	Payments Made	Timely Payments	Compliance
CA485 BERKLEY CASUALTY CO	1	1	100%	3	2	67%
Total	1	1	100% ▲	3	2	67% ▼
BERKLEY CASUALTY CO Group Total	1	1	100% ▲	3	2	67% ▼
BERKSHIRE HATHAWAY INSURANCE	FROIs Filed	Timely FROIs	Compliance	Payments Made	Timely Payments	Compliance
CA114 BERKSHIRE HATHAWAY HOMESTATE INSURANCE	No Filings	No Filings	No Filings	3	3	100%
CA474 NATIONAL LIABILITY AND FIRE INSURANCE	1	1	100%	1	0	0%
Total	1	1	100% ▲	4	3	75% ▼
BERKSHIRE HATHAWAY INSURANCE Group Total	1	1	100% ▲	4	3	75% ▼
BROADSPIRE SERVICES	FROIs Filed	Timely FROIs	Compliance	Payments Made	Timely Payments	Compliance
CA040 BROADSPIRE SERVICES	22	6	27%	14	9	64%
Total	22	6	27% ▼	14	9	64% ▼
BROADSPIRE SERVICES Group Total	22	6	27% ▼	14	9	64% ▼
CANNON COCHRAN MANAGEMENT SERVICES	FROIs Filed	Timely FROIs	Compliance	Payments Made	Timely Payments	Compliance
CA070 CANNON COCHRAN MANAGEMENT SERVICES	38	28	74%	20	12	60%
Total	38	28	74% ▼	20	12	60% ▼
CANNON COCHRAN MANAGEMENT SERVICES Group Total	38	28	74% ▼	20	12	60% ▼
CAROLINA CASULTY INSURANCE	FROIs Filed	Timely FROIs	Compliance	Payments Made	Timely Payments	Compliance
CAROLINA CASULTY INSURANCE	*	*	*	*	*	*
Total	*	*	*	*	*	*
CAROLINA CASULTY INSURANCE TPA Administered Claims						
CA485 BERKLEY CASUALTY CO	1	1	100%	2	1	50%
CA190 GALLAGHER BASSETT SERVICES	6	3	50%	1	1	100%
TPA Total	7	4	57% ▼	3	2	67% ▼
CAROLINA CASULTY INSURANCE Group Total	7	4	57% ▼	3	2	67% ▼

INSURANCE GROUP COMPLIANCE

Lost Time FROI and Initial Indemnity Payments

Second Quarter 2022

4/1/2022 - 6/30/2022

Insurance Company	Total Lost Time FROIs Filed	Lost Time FROIs Filed Timely	Compliance Percentage	Total Initial Indemnity Payments Made	Initial Indemnity Payments Made Timely	Compliance Percentage
CHESTERFIELD SERVICES	FROIs Filed	Timely FROIs	Compliance	Payments Made	Timely Payments	Compliance
CA080 CHESTERFIELD SERVICES	1	1	100%	1	1	100%
Total	1	1	100% ▲	1	1	100% ▲
CHESTERFIELD SERVICES Group Total	1	1	100% ▲	1	1	100% ▲
CHUBB INSURANCE	FROIs Filed	Timely FROIs	Compliance	Payments Made	Timely Payments	Compliance
ACE AMERICAN INSURANCE COMPANY	*	*	*	*	*	*
ACE INSURANCE	*	*	*	*	*	*
CA046 CHUBB INSURANCE	*	*	*	*	*	*
CA090 FEDERAL INSURANCE	*	*	*	*	*	*
INDEMNITY INS CO OF NORTH AMERICA	*	*	*	*	*	*
PACIFIC INDEMNITY	*	*	*	*	*	*
Total	*	*	*	*	*	*
CHUBB INSURANCE TPA Administered Claims						
CA070 CANNON COCHRAN MANAGEMENT SERVICES	1	1	100%	1	1	100%
CA110 CONSTITUTION STATE SERVICES	5	2	40%	3	2	67%
CA116 CORVEL ENTERPRISE COMP	12	5	42%	1	1	100%
CA160 ESIS	14	2	14%	8	1	13%
CA190 GALLAGHER BASSETT SERVICES	42	29	69%	14	12	86%
CA300 SEDGWICK CLAIMS MANAGEMENT SERVICES	82	69	84%	21	18	86%
CA340 YORK RISK SERVICES	2	2	100%	1	1	100%
TPA Total	158	110	70% ▼	49	36	73% ▼
CHUBB INSURANCE Group Total	158	110	70% ▼	49	36	73% ▼
CINCINNATI INSURANCE	FROIs Filed	Timely FROIs	Compliance	Payments Made	Timely Payments	Compliance
CA438 CINCINNATI INSURANCE	4	1	25%	No Filings	No Filings	No Filings
Total	4	1	25% ▼	No Filings	No Filings	No Filings
CINCINNATI INSURANCE Group Total	4	1	25% ▼	No Filings	No Filings	No Filings

INSURANCE GROUP COMPLIANCE

Lost Time FROI and Initial Indemnity Payments

Second Quarter 2022

4/1/2022 - 6/30/2022

Insurance Company	Total Lost Time FROIs Filed	Lost Time FROIs Filed Timely	Compliance Percentage	Total Initial Indemnity Payments Made	Initial Indemnity Payments Made Timely	Compliance Percentage
CNA INSURANCE	FROIs Filed	Timely FROIs	Compliance	Payments Made	Timely Payments	Compliance
CA017 AMERICAN CASUALTY COMPANY OF READING PA	*	*	*	*	*	*
CA083 CNA CLAIMS PLUS	3	0	0%	2	2	100%
CA050 CONTINENTAL CASUALTY	1	1	100%	1	1	100%
CA271 NATIONAL FIRE INSURANCE	1	1	100%	1	1	100%
CA087 THE CONTINENTAL INSURANCE	2	0	0%	1	0	0%
CA314 TRANSPORTATION INSURANCE	1	0	0%	1	1	100%
CA329 VALLEY FORGE INSURANCE COMPANY	*	*	*	*	*	*
Total	8	2	25% ▼	6	5	83% ▼
CNA INSURANCE TPA Administered Claims						
CA040 BROADSPIRE SERVICES	1	0	0%	1	1	100%
CA190 GALLAGHER BASSETT SERVICES	1	1	100%	No Filings	No Filings	No Filings
TPA Total	2	1	50% ▼	1	1	100% ▲
CNA INSURANCE Group Total	10	3	30% ▼	7	6	86% ▼
CONSTITUTION STATE SERVICES	FROIs Filed	Timely FROIs	Compliance	Payments Made	Timely Payments	Compliance
CA110 CONSTITUTION STATE SERVICES	10	4	40%	5	4	80%
Total	10	4	40% ▼	5	4	80% ▼
CONSTITUTION STATE SERVICES Group Total	10	4	40% ▼	5	4	80% ▼
CONTINENTAL WESTERN INSURANCE	FROIs Filed	Timely FROIs	Compliance	Payments Made	Timely Payments	Compliance
CA073 CONTINENTAL WESTERN INSURANCE	1	0	0%	No Filings	No Filings	No Filings
Total	1	0	0% ▼	No Filings	No Filings	No Filings
CONTINENTAL WESTERN INSURANCE Group Total	1	0	0% ▼	No Filings	No Filings	No Filings
CORVEL ENTERPRISE COMP	FROIs Filed	Timely FROIs	Compliance	Payments Made	Timely Payments	Compliance
CA116 CORVEL ENTERPRISE COMP	50	25	50%	14	11	79%
Total	50	25	50% ▼	14	11	79% ▼
CORVEL ENTERPRISE COMP Group Total	50	25	50% ▼	14	11	79% ▼
COTTINGHAM & BUTLER CLAIMS SERVICES	FROIs Filed	Timely FROIs	Compliance	Payments Made	Timely Payments	Compliance
CA117 COTTINGHAM & BUTLER CLAIMS SERVICES	9	8	89%	9	4	44%
Total	9	8	89% ▲	9	4	44% ▼
COTTINGHAM & BUTLER CLAIMS SERVICES Group Total	9	8	89% ▲	9	4	44% ▼
CROSS INSURANCE	FROIs Filed	Timely FROIs	Compliance	Payments Made	Timely Payments	Compliance
CA093 CROSS INSURANCE	473	450	95%	102	101	99%
Total	473	450	95% ▲	102	101	99% ▲
CROSS INSURANCE Group Total	473	450	95% ▲	102	101	99% ▲

INSURANCE GROUP COMPLIANCE

Lost Time FROI and Initial Indemnity Payments
Second Quarter 2022
4/1/2022 - 6/30/2022

Insurance Company	Total Lost Time FROIs Filed	Lost Time FROIs Filed Timely	Compliance Percentage	Total Initial Indemnity Payments Made	Initial Indemnity Payments Made Timely	Compliance Percentage
EASTERN ALLIANCE INSURANCE	FROIs Filed	Timely FROIs	Compliance	Payments Made	Timely Payments	Compliance
CA141 EASTERN ALLIANCE INSURANCE	54	39	72%	17	16	94%
Total	54	39	72% ▼	17	16	94% ▲
EASTERN ALLIANCE INSURANCE Group Total	54	39	72% ▼	17	16	94% ▲
ELECTRIC INSURANCE	FROIs Filed	Timely FROIs	Compliance	Payments Made	Timely Payments	Compliance
CA150 ELECTRIC INSURANCE	*	*	*	*	*	*
Total	*	*	*	*	*	*
ELECTRIC INSURANCE TPA Administered Claims						
CA300 SEDGWICK CLAIMS MANAGEMENT SERVICES	5	3	60%	2	2	100%
TPA Total	5	3	60% ▼	2	2	100% ▲
ELECTRIC INSURANCE Group Total	5	3	60% ▼	2	2	100% ▲
EMPLOYERS HOLDING INSURANCE	FROIs Filed	Timely FROIs	Compliance	Payments Made	Timely Payments	Compliance
CA480 EMPLOYERS ASSURANCE COMPANY	2	0	0%	No Filings	No Filings	No Filings
CA481 EMPLOYERS COMPENSATION INSURANCE	2	0	0%	No Filings	No Filings	No Filings
CA479 EMPLOYERS PREFERRED INSURANCE	4	1	25%	No Filings	No Filings	No Filings
Total	8	1	13% ▼	No Filings	No Filings	No Filings
EMPLOYERS HOLDING INSURANCE Group Total	8	1	13% ▼	No Filings	No Filings	No Filings
ESIS	FROIs Filed	Timely FROIs	Compliance	Payments Made	Timely Payments	Compliance
CA160 ESIS	19	2	11%	19	2	11%
Total	19	2	11% ▼	19	2	11% ▼
ESIS Group Total	19	2	11% ▼	19	2	11% ▼
EVEREST REINS HOLDINGS GROUP	FROIs Filed	Timely FROIs	Compliance	Payments Made	Timely Payments	Compliance
EVEREST REINS HOLDINGS	*	*	*	*	*	*
Total	*	*	*	*	*	*
EVEREST REINS HOLDINGS GROUP TPA Administered Claims						
CA190 GALLAGHER BASSETT SERVICES	7	3	43%	No Filings	No Filings	No Filings
CA300 SEDGWICK CLAIMS MANAGEMENT SERVICES	1	1	100%	No Filings	No Filings	No Filings
TPA Total	8	4	50% ▼	No Filings	No Filings	No Filings
EVEREST REINS HOLDINGS GROUP Group Total	8	4	50% ▼	No Filings	No Filings	No Filings
FAIRFAX FINANCIAL GROUP	FROIs Filed	Timely FROIs	Compliance	Payments Made	Timely Payments	Compliance
CA257 NORTH RIVER INSURANCE	*	*	*	*	*	*
Total	*	*	*	*	*	*
FAIRFAX FINANCIAL GROUP TPA Administered Claims						
CA040 BROADSPIRE SERVICES	2	0	0%	2	1	50%
TPA Total	2	0	0% ▼	2	1	50% ▼
FAIRFAX FINANCIAL GROUP Group Total	2	0	0% ▼	2	1	50% ▼

Maine Workers' Compensation Board
Lost Time FROI Filing Benchmark: 85%
Initial Indemnity Payment Benchmark: 87%

▲ Indicates benchmark met or exceeded
▼ Indicates benchmark not met

INSURANCE GROUP COMPLIANCE

Lost Time FROI and Initial Indemnity Payments

Second Quarter 2022

4/1/2022 - 6/30/2022

Insurance Company	Total Lost Time FROIs Filed	Lost Time FROIs Filed Timely	Compliance Percentage	Total Initial Indemnity Payments Made	Initial Indemnity Payments Made Timely	Compliance Percentage
FEDERATED MUTUAL INSURANCE	FROIs Filed	Timely FROIs	Compliance	Payments Made	Timely Payments	Compliance
CA091 FEDERATED MUTUAL INSURANCE	4	2	50%	1	1	100%
Total	4	2	50% ▼	1	1	100% ▲
FEDERATED MUTUAL INSURANCE Group Total						
4	2	50%	▼	1	1	100%
FUTURECOMP						
CA175 FUTURECOMP	42	42	100%	6	6	100%
Total	42	42	100% ▲	6	6	100% ▲
FUTURECOMP Group Total						
42	42	100%	▲	6	6	100%
GALLAGHER BASSETT SERVICES						
CA190 GALLAGHER BASSETT SERVICES	209	146	70%	65	52	80%
Total	209	146	70% ▼	65	52	80% ▼
GALLAGHER BASSETT SERVICES Group Total						
209	146	70%	▼	65	52	80%
GUARD INSURANCE						
CA019 AMGUARD INSURANCE	9	7	78%	2	2	100%
CA140 EASTGUARD INSURANCE	1	1	100%	No Filings	No Filings	No Filings
CA272 NORGUARD INSURANCE	2	1	50%	No Filings	No Filings	No Filings
Total	12	9	75% ▼	2	2	100% ▲
GUARD INSURANCE Group Total						
12	9	75%	▼	2	2	100%
HANNAFORD BROTHERS						
CA201 HANNAFORD BROTHERS	50	39	78%	22	17	77%
Total	50	39	78% ▼	22	17	77% ▼
HANNAFORD BROTHERS Group Total						
50	39	78%	▼	22	17	77%
HANOVER INSURANCE						
CA430 ALLMERICA FINANCIAL ALLIANCE	*	*	*	*	*	*
CA428 ALLMERICA FINANCIAL BENEFIT INSURANCE	*	*	*	*	*	*
CA048 CITIZENS INSURANCE COMPANY OF AMERICA	2	1	50%	2	1	50%
CA429 HANOVER AMERICAN INSURANCE	1	0	0%	1	1	100%
CA202 HANOVER INSURANCE	1	1	100%	1	1	100%
CA228 MASSACHUSETTS BAY INSURANCE	1	0	0%	1	0	0%
Total	5	2	40% ▼	5	3	60% ▼
HANOVER INSURANCE Group Total						
5	2	40%	▼	5	3	60%

INSURANCE GROUP COMPLIANCE

Lost Time FROI and Initial Indemnity Payments

Second Quarter 2022

4/1/2022 - 6/30/2022

Insurance Company	Total Lost Time FROIs Filed	Lost Time FROIs Filed Timely	Compliance Percentage	Total Initial Indemnity Payments Made	Initial Indemnity Payments Made Timely	Compliance Percentage
HARTFORD INSURANCE						
CA188 HARTFORD ACCIDENT & INDEMNITY	1	0	0%	No Filings	No Filings	No Filings
CA185 HARTFORD CASUALTY INSURANCE	4	4	100%	3	3	100%
CA203 HARTFORD FIRE INSURANCE	3	3	100%	1	1	100%
CA186 HARTFORD INSURANCE COMPANY OF THE MIDWEST	1	0	0%	No Filings	No Filings	No Filings
CA187 HARTFORD UNDERWRITERS INSURANCE	3	2	67%	1	1	100%
CA288 PROPERTY & CASUALTY INSURANCE COMPANY OF HARTFORD	13	5	38%	4	3	75%
CA296 SENTINEL INSURANCE	*	*	*	*	*	*
CA319 TRUMBULL INSURANCE	2	0	0%	1	0	0%
CA321 TWIN CITY FIRE INSURANCE	4	2	50%	1	1	100%
Total	31	16	52% ▼	11	9	82% ▼
HARTFORD INSURANCE TPA Administered Claims						
CA040 BROADSPIRE SERVICES	*	*	*	*	*	*
CA070 CANNON COCHRAN MANAGEMENT SERVICES	1	1	100%	2	1	50%
CA116 CORVEL ENTERPRISE COMP	1	1	100%	No Filings	No Filings	No Filings
CA160 ESIS	*	*	*	*	*	*
CA190 GALLAGHER BASSETT SERVICES	*	*	*	*	*	*
CA204 HELMSMAN MANAGEMENT SERVICES	*	*	*	*	*	*
CA300 SEDGWICK CLAIMS MANAGEMENT SERVICES	3	2	67%	No Filings	No Filings	No Filings
TPA Total	5	4	80% ▼	2	1	50% ▼
HARTFORD INSURANCE Group Total	36	20	56% ▼	13	10	77% ▼
HELMSMAN MANAGEMENT SERVICES						
CA204 HELMSMAN MANAGEMENT SERVICES	55	48	87%	4	2	50%
Total	55	48	87% ▲	4	2	50% ▼
HELMSMAN MANAGEMENT SERVICES Group Total	55	48	87% ▲	4	2	50% ▼
LIBERTY MUTUAL INSURANCE						
CA003 AMERICAN FIRE & CASUALTY INSURANCE	1	0	0%	1	0	0%
CA380 EMPLOYERS INSURANCE OF WAUSAU	No Filings	No Filings	No Filings	No Filings	No Filings	No Filings
CA210 LIBERTY MUTUAL INSURANCE	59	41	69%	28	20	71%
CA406 OHIO CASUALTY INSURANCE	1	1	100%	No Filings	No Filings	No Filings
CA407 OHIO SECURITY INSURANCE	*	*	*	*	*	*
CA408 WEST AMERICAN INSURANCE	*	*	*	*	*	*
Total	61	42	69% ▼	29	20	69% ▼
LIBERTY MUTUAL INSURANCE Group Total	61	42	69% ▼	29	20	69% ▼

Maine Workers' Compensation Board

Lost Time FROI Filing Benchmark: 85%

Initial Indemnity Payment Benchmark: 87%

▲ Indicates benchmark met or exceeded

▼ Indicates benchmark not met

INSURANCE GROUP COMPLIANCE

Lost Time FROI and Initial Indemnity Payments

Second Quarter 2022

4/1/2022 - 6/30/2022

Insurance Company	Total Lost Time FROIs Filed	Lost Time FROIs Filed Timely	Compliance Percentage	Total Initial Indemnity Payments Made	Initial Indemnity Payments Made Timely	Compliance Percentage
MAINE AUTOMOBILE DEALERS ASSOCIATION CA220 MAINE AUTOMOBILE DEALERS ASSOCIATION	FROIs Filed	Timely FROIs	Compliance	Payments Made	Timely Payments	Compliance
	1	0	0%	No Filings	No Filings	No Filings
Total	1	0	0% ▼	No Filings	No Filings	No Filings
MAINE AUTOMOBILE DEALERS ASSOCIATION Group Total	1	0	0% ▼	No Filings	No Filings	No Filings
MAINE EMPLOYERS' MUTUAL INSURANCE CA260 MAINE EMPLOYERS' MUTUAL INSURANCE	FROIs Filed	Timely FROIs	Compliance	Payments Made	Timely Payments	Compliance
	1066	722	68%	303	247	82%
Total	1066	722	68% ▼	303	247	82% ▼
MAINE EMPLOYERS' MUTUAL INSURANCE Group Total	1066	722	68% ▼	303	247	82% ▼
MAINE HEALTHCARE ASSOCIATION CA234 MAINE HEALTHCARE ASSOCIATION	FROIs Filed	Timely FROIs	Compliance	Payments Made	Timely Payments	Compliance
	34	29	85%	11	11	100%
Total	34	29	85% ▲	11	11	100% ▲
MAINE HEALTHCARE ASSOCIATION Group Total	34	29	85% ▲	11	11	100% ▲
MAINE MOTOR TRANSPORT ASSOCIATION CA230 MAINE MOTOR TRANSPORT ASSOCIATION	FROIs Filed	Timely FROIs	Compliance	Payments Made	Timely Payments	Compliance
	26	24	92%	3	3	100%
Total	26	24	92% ▲	3	3	100% ▲
MAINE MOTOR TRANSPORT ASSOCIATION Group Total	26	24	92% ▲	3	3	100% ▲
MAINE MUNICIPAL ASSOCIATION CA225 MAINE MUNICIPAL ASSOCIATION	FROIs Filed	Timely FROIs	Compliance	Payments Made	Timely Payments	Compliance
	187	180	96%	26	24	92%
Total	187	180	96% ▲	26	24	92% ▲
MAINE MUNICIPAL ASSOCIATION Group Total	187	180	96% ▲	26	24	92% ▲
MAINE SCHOOL MANAGEMENT ASSOCIATION CA250 MAINE SCHOOL MANAGEMENT ASSOCIATION	FROIs Filed	Timely FROIs	Compliance	Payments Made	Timely Payments	Compliance
	67	58	87%	17	15	88%
Total	67	58	87% ▲	17	15	88% ▲
MAINE SCHOOL MANAGEMENT ASSOCIATION Group Total	67	58	87% ▲	17	15	88% ▲
MARKEL CORP GROUP STATE NATIONAL INSURANCE	FROIs Filed	Timely FROIs	Compliance	Payments Made	Timely Payments	Compliance
	*	*	*	*	*	*
Total	*	*	*	*	*	*
MARKEL CORP GROUP TPA Administered Claims CA070 CANNON COCHRAN MANAGEMENT SERVICES	FROIs Filed	Timely FROIs	Compliance	Payments Made	Timely Payments	Compliance
	1	0	0%	2	1	50%
TPA Total	1	0	0% ▼	2	1	50% ▼
MARKEL CORP GROUP Group Total	1	0	0% ▼	2	1	50% ▼
MEADOWBROOK INSURANCE CA255 MEADOWBROOK INSURANCE	FROIs Filed	Timely FROIs	Compliance	Payments Made	Timely Payments	Compliance
	3	3	100%	2	2	100%
Total	3	3	100% ▲	2	2	100% ▲
MEADOWBROOK INSURANCE Group Total	3	3	100% ▲	2	2	100% ▲

Maine Workers' Compensation Board

Lost Time FROI Filing Benchmark: 85%

Initial Indemnity Payment Benchmark: 87%

▲ Indicates benchmark met or exceeded

▼ Indicates benchmark not met

INSURANCE GROUP COMPLIANCE

Lost Time FROI and Initial Indemnity Payments

Second Quarter 2022

4/1/2022 - 6/30/2022

Insurance Company	Total Lost Time FROIs Filed	Lost Time FROIs Filed Timely	Compliance Percentage	Total Initial Indemnity Payments Made	Initial Indemnity Payments Made Timely	Compliance Percentage
NATIONWIDE INSURANCE	FROIs Filed	Timely FROIs	Compliance	Payments Made	Timely Payments	Compliance
CA198 HARLEYSVILLE WORSTER INSURANCE	1	0	0%	No Filings	No Filings	No Filings
Total	1	0	0% ▼	No Filings	No Filings	No Filings
NATIONWIDE INSURANCE Group Total	1	0	0% ▼	No Filings	No Filings	No Filings
NEXT LEVEL ADMINISTRATOR LLC	FROIs Filed	Timely FROIs	Compliance	Payments Made	Timely Payments	Compliance
CA433 NEXT LEVEL ADMINISTRATOR LLC	2	0	0%	1	1	100%
Total	2	0	0% ▼	1	1	100% ▲
NEXT LEVEL ADMINISTRATOR LLC Group Total	2	0	0% ▼	1	1	100% ▲
OLD REPUBLIC INSURANCE	FROIs Filed	Timely FROIs	Compliance	Payments Made	Timely Payments	Compliance
OLD REPUBLIC INSURANCE	*	*	*	*	*	*
Total	*	*	*	*	*	*
OLD REPUBLIC INSURANCE TPA Administered Claims						
CA070 CANNON COCHRAN MANAGEMENT SERVICES	1	1	100%	1	0	0%
CA116 CORVEL ENTERPRISE COMP	5	4	80%	2	1	50%
CA190 GALLAGHER BASSETT SERVICES	12	6	50%	4	4	100%
CA204 HELMSMAN MANAGEMENT SERVICES	1	0	0%	No Filings	No Filings	No Filings
CA300 SEDGWICK CLAIMS MANAGEMENT SERVICES	11	10	91%	1	0	0%
TPA Total	30	21	70% ▼	8	5	63% ▼
OLD REPUBLIC INSURANCE Group Total	30	21	70% ▼	8	5	63% ▼
PENNSYLVANIA MFG ASSN	FROIs Filed	Timely FROIs	Compliance	Payments Made	Timely Payments	Compliance
MANUFACTURERS ALLIANCE INSURANCE	*	*	*	*	*	*
PENNSYLVANIA MFG ASSN	*	*	*	*	*	*
PENNSYLVANIA MFG INDEMNITY CO	*	*	*	*	*	*
Total	*	*	*	*	*	*
PENNSYLVANIA MFG ASSN TPA Administered Claims						
CA190 GALLAGHER BASSETT SERVICES	16	9	56%	7	5	71%
TPA Total	16	9	56% ▼	7	5	71% ▼
PENNSYLVANIA MFG ASSN Group Total	16	9	56% ▼	7	5	71% ▼
PROTECTIVE INSURANCE	FROIs Filed	Timely FROIs	Compliance	Payments Made	Timely Payments	Compliance
CA277 PROTECTIVE INSURANCE COMPANY	*	*	*	*	*	*
Total	*	*	*	*	*	*
PROTECTIVE INSURANCE TPA Administered Claims						
CA040 BROADSPIRE SERVICES	2	0	0%	1	0	0%
TPA Total	2	0	0% ▼	1	0	0% ▼
PROTECTIVE INSURANCE Group Total	2	0	0% ▼	1	0	0% ▼

INSURANCE GROUP COMPLIANCE

Lost Time FROI and Initial Indemnity Payments

Second Quarter 2022

4/1/2022 - 6/30/2022

Insurance Company	Total Lost Time FROIs Filed	Lost Time FROIs Filed Timely	Compliance Percentage	Total Initial Indemnity Payments Made	Initial Indemnity Payments Made Timely	Compliance Percentage
QBE INSURANCE GROUP	FROIs Filed	Timely FROIs	Compliance	Payments Made	Timely Payments	Compliance
QBE INSURANCE GROUP	*	*	*	*	*	*
Total	*	*	*	*	*	*
QBE INSURANCE GROUP TPA Administered Claims						
CA268 NORTH AMERICAN RISK SERVICES	1	0	0%	No Filings	No Filings	No Filings
CA300 SEDGWICK CLAIMS MANAGEMENT SERVICES	5	1	20%	3	2	67%
TPA Total	6	1	17% ▼	3	2	67% ▼
QBE INSURANCE GROUP Group Total	6	1	17% ▼	3	2	67% ▼
SAFETY NATIONAL CASUALTY CORP	FROIs Filed	Timely FROIs	Compliance	Payments Made	Timely Payments	Compliance
SAFETY NATIONAL CASUALTY CORP	*	*	*	*	*	*
Total	*	*	*	*	*	*
SAFETY NATIONAL CASUALTY CORP TPA Administered Claims						
CA040 BROADSPIRE SERVICES	1	1	100%	1	0	0%
CA070 CANNON COCHRAN MANAGEMENT SERVICES	2	1	50%	No Filings	No Filings	No Filings
CA110 CONSTITUTION STATE SERVICES	1	1	100%	No Filings	No Filings	No Filings
CA116 CORVEL ENTERPRISE COMP	5	2	40%	1	0	0%
CA190 GALLAGHER BASSETT SERVICES	14	13	93%	2	2	100%
CA300 SEDGWICK CLAIMS MANAGEMENT SERVICES	16	13	81%	6	6	100%
TPA Total	39	31	79% ▼	10	8	80% ▼
SAFETY NATIONAL CASUALTY CORP Group Total	39	31	79% ▼	10	8	80% ▼
SEGWICK CLAIMS MANAGEMENT SERVICES	FROIs Filed	Timely FROIs	Compliance	Payments Made	Timely Payments	Compliance
CA300 SEDGWICK CLAIMS MANAGEMENT SERVICES	373	312	84%	112	103	92%
Total	373	312	84% ▼	112	103	92% ▲
SEGWICK CLAIMS MANAGEMENT SERVICES Group Total	373	312	84% ▼	112	103	92% ▲
SENTRY INSURANCE	FROIs Filed	Timely FROIs	Compliance	Payments Made	Timely Payments	Compliance
CA207 FLORISTS MUTUAL INSURANCE	*	*	*	*	*	*
CA426 MIDDLESEX INSURANCE COMPANY	4	2	50%	3	2	67%
CA402 SENTRY CASUALTY	8	2	25%	2	0	0%
CA305 SENTRY INSURANCE	5	5	100%	1	1	100%
CA308 SENTRY SELECT INSURANCE	*	*	*	*	*	*
Total	17	9	53% ▼	6	3	50% ▼
SENTRY INSURANCE Group Total	17	9	53% ▼	6	3	50% ▼

Maine Workers' Compensation Board

Lost Time FROI Filing Benchmark: 85%

Initial Indemnity Payment Benchmark: 87%

▲ Indicates benchmark met or exceeded

▼ Indicates benchmark not met

INSURANCE GROUP COMPLIANCE

Lost Time FROI and Initial Indemnity Payments

Second Quarter 2022

4/1/2022 - 6/30/2022

Insurance Company	Total Lost Time FROIs Filed	Lost Time FROIs Filed Timely	Compliance Percentage	Total Initial Indemnity Payments Made	Initial Indemnity Payments Made Timely	Compliance Percentage
SERVICE AMERICAN INDEMNITY	FROIs Filed	Timely FROIs	Compliance	Payments Made	Timely Payments	Compliance
SERVICE AMERICAN INDEMNITY	*	*	*	*	*	*
Total	*	*	*	*	*	*
SERVICE AMERICAN INDEMNITY TPA Administered Claims						
CA040 BROADSPIRE SERVICES	7	3	43%	3	2	67%
TPA Total	7	3	43% ▼	3	2	67% ▼
SERVICE AMERICAN INDEMNITY Group Total	7	3	43% ▼	3	2	67% ▼
SOMPO JAPAN INSURANCE	FROIs Filed	Timely FROIs	Compliance	Payments Made	Timely Payments	Compliance
SOMPO JAPAN INSURANCE COMPANY OF AMERICA	*	*	*	*	*	*
Total	*	*	*	*	*	*
SOMPO JAPAN INSURANCE TPA Administered Claims						
CA190 GALLAGHER BASSETT SERVICES	1	1	100%	No Filings	No Filings	No Filings
TPA Total	1	1	100% ▲	No Filings	No Filings	No Filings
SOMPO JAPAN INSURANCE Group Total	1	1	100% ▲	No Filings	No Filings	No Filings
STARNET INSURANCE	FROIs Filed	Timely FROIs	Compliance	Payments Made	Timely Payments	Compliance
STARNET INSURANCE	*	*	*	*	*	*
Total	*	*	*	*	*	*
STARNET INSURANCE TPA Administered Claims						
CA485 BERKLEY CASUALTY CO	No Filings	No Filings	No Filings	1	1	100%
TPA Total	No Filings	No Filings	No Filings	1	1	100% ▲
STARNET INSURANCE Group Total	No Filings	No Filings	No Filings	1	1	100% ▲
STARR INDEMNITY INSURANCE	FROIs Filed	Timely FROIs	Compliance	Payments Made	Timely Payments	Compliance
STARR INDEMNITY INSURANCE	*	*	*	*	*	*
Total	*	*	*	*	*	*
STARR INDEMNITY INSURANCE TPA Administered Claims						
CA040 BROADSPIRE SERVICES	1	0	0%	1	0	0%
CA190 GALLAGHER BASSETT SERVICES	11	6	55%	4	2	50%
CA300 SEDGWICK CLAIMS MANAGEMENT SERVICES	8	6	75%	2	2	100%
TPA Total	20	12	60% ▼	7	4	57% ▼
STARR INDEMNITY INSURANCE Group Total	20	12	60% ▼	7	4	57% ▼

INSURANCE GROUP COMPLIANCE

Lost Time FROI and Initial Indemnity Payments

Second Quarter 2022

4/1/2022 - 6/30/2022

Insurance Company	Total Lost Time FROIs Filed	Lost Time FROIs Filed Timely	Compliance Percentage	Total Initial Indemnity Payments Made	Initial Indemnity Payments Made Timely	Compliance Percentage
STARSTONE NATIONAL INSURANCE	FROIs Filed	Timely FROIs	Compliance	Payments Made	Timely Payments	Compliance
STARSTONE NATIONAL INSURANCE	*	*	*	*	*	*
Total	*	*	*	*	*	*
STARSTONE NATIONAL INSURANCE TPA Administered Claims						
CA070 CANNON COCHRAN MANAGEMENT SERVICES	1	1	100%	No Filings	No Filings	No Filings
CA117 COTTINGHAM & BUTLER CLAIMS SERVICES	1	1	100%	2	1	50%
TPA Total	2	2	100% ▲	2	1	50% ▼
STARSTONE NATIONAL INSURANCE Group Total	2	2	100% ▲	2	1	50% ▼
STATE OF MAINE WORKERS' COMPENSATION TRUST	FROIs Filed	Timely FROIs	Compliance	Payments Made	Timely Payments	Compliance
CA307 STATE OF MAINE WORKERS' COMPENSATION TRUST	188	162	86%	28	28	100%
Total	188	162	86% ▲	28	28	100% ▲
STATE OF MAINE WORKERS' COMPENSATION TRUST Group Total	188	162	86% ▲	28	28	100% ▲
SYNERNET	FROIs Filed	Timely FROIs	Compliance	Payments Made	Timely Payments	Compliance
CA320 SYNERNET	279	265	95%	75	73	97%
Total	279	265	95% ▲	75	73	97% ▲
SYNERNET Group Total	279	265	95% ▲	75	73	97% ▲
THE AMERICAN EQUITY UNDERWRITERS	FROIs Filed	Timely FROIs	Compliance	Payments Made	Timely Payments	Compliance
CA323 THE AMERICAN EQUITY UNDERWRITERS	2	0	0%	No Filings	No Filings	No Filings
Total	2	0	0% ▼	No Filings	No Filings	No Filings
THE AMERICAN EQUITY UNDERWRITERS Group Total	2	0	0% ▼	No Filings	No Filings	No Filings
TOKIO MARINE INSURANCE	FROIs Filed	Timely FROIs	Compliance	Payments Made	Timely Payments	Compliance
CA414 TOKIO MARINE AMERICA INSURANCE	2	0	0%	1	0	0%
Total	2	0	0% ▼	1	0	0% ▼
TOKIO MARINE INSURANCE Group Total	2	0	0% ▼	1	0	0% ▼

Maine Workers' Compensation Board

Lost Time FROI Filing Benchmark: 85%

Initial Indemnity Payment Benchmark: 87%

▲ Indicates benchmark met or exceeded

▼ Indicates benchmark not met

INSURANCE GROUP COMPLIANCE

Lost Time FROI and Initial Indemnity Payments

Second Quarter 2022

4/1/2022 - 6/30/2022

Insurance Company	Total Lost Time FROIs Filed	Lost Time FROIs Filed Timely	Compliance Percentage	Total Initial Indemnity Payments Made	Initial Indemnity Payments Made Timely	Compliance Percentage
TRAVELERS INSURANCE	FROIs Filed	Timely FROIs	Compliance	Payments Made	Timely Payments	Compliance
CA072 CHARTER OAK FIRE INSURANCE	19	9	47%	12	10	83%
CA164 FARMINGTON CASUALTY	2	0	0%	1	0	0%
CA284 PHOENIX INSURANCE	1	1	100%	1	1	100%
CA306 STANDARD FIRE INSURANCE	10	4	40%	4	3	75%
CA347 TRAVELERS CASUALTY & SURETY	1	1	100%	1	0	0%
CA348 TRAVELERS CASUALTY INSURANCE COMPANY OF AMERICA	1	0	0%	1	1	100%
CA349 TRAVELERS COMMERCIAL CASUALTY	1	0	0%	1	1	100%
CA343 TRAVELERS INDEMNITY COMPANY	*	*	*	*	*	*
CA346 TRAVELERS INDEMNITY COMPANY OF AMERICA	1	0	0%	No Filings	No Filings	No Filings
CA345 TRAVELERS PROPERTY CASUALTY INSURANCE	2	1	50%	1	1	100%
Total	38	16	42% ▼	22	17	77% ▼
TRAVELERS INSURANCE TPA Administered Claims						
CA110 CONSTITUTION STATE SERVICES	4	1	25%	2	2	100%
CA117 COTTINGHAM & BUTLER CLAIMS SERVICES	No Filings	No Filings	No Filings	1	1	100%
CA190 GALLAGHER BASSETT SERVICES	1	1	100%	No Filings	No Filings	No Filings
CA300 SEDGWICK CLAIMS MANAGEMENT SERVICES	1	1	100%	1	1	100%
TPA Total	6	3	50% ▼	4	4	100% ▲
TRAVELERS INSURANCE Group Total	44	19	43% ▼	26	21	81% ▼
TYSON FOODS INC	FROIs Filed	Timely FROIs	Compliance	Payments Made	Timely Payments	Compliance
CA435 TYSON FOODS INC	4	0	0%	2	2	100%
Total	4	0	0% ▼	2	2	100% ▲
TYSON FOODS INC Group Total	4	0	0% ▼	2	2	100% ▲
UTICA MUTUAL INSURANCE	FROIs Filed	Timely FROIs	Compliance	Payments Made	Timely Payments	Compliance
CA324 UTICA MUTUAL INSURANCE	1	0	0%	No Filings	No Filings	No Filings
Total	1	0	0% ▼	No Filings	No Filings	No Filings
UTICA MUTUAL INSURANCE Group Total	1	0	0% ▼	No Filings	No Filings	No Filings
VANLINER INSURANCE	FROIs Filed	Timely FROIs	Compliance	Payments Made	Timely Payments	Compliance
CA379 VANLINER INSURANCE	2	1	50%	1	1	100%
Total	2	1	50% ▼	1	1	100% ▲
VANLINER INSURANCE Group Total	2	1	50% ▼	1	1	100% ▲
WALMART CLAIMS SERVICES	FROIs Filed	Timely FROIs	Compliance	Payments Made	Timely Payments	Compliance
CA100 WALMART CLAIMS SERVICES	82	76	93%	3	3	100%
Total	82	76	93% ▲	3	3	100% ▲
WALMART CLAIMS SERVICES Group Total	82	76	93% ▲	3	3	100% ▲

Maine Workers' Compensation Board

Lost Time FROI Filing Benchmark: 85%

Initial Indemnity Payment Benchmark: 87%

▲ Indicates benchmark met or exceeded

▼ Indicates benchmark not met

INSURANCE GROUP COMPLIANCE

Lost Time FROI and Initial Indemnity Payments

Second Quarter 2022

4/1/2022 - 6/30/2022

Insurance Company	Total Lost Time FROIs Filed	Lost Time FROIs Filed Timely	Compliance Percentage	Total Initial Indemnity Payments Made	Initial Indemnity Payments Made Timely	Compliance Percentage
XL INSURANCE	FROIs Filed	Timely FROIs	Compliance	Payments Made	Timely Payments	Compliance
CA384 XL INSURANCE	*	*	*	*	*	*
Total	*	*	*	*	*	*
XL INSURANCE TPA Administered Claims						
CA117 COTTINGHAM & BUTLER CLAIMS SERVICES	1	0	0%	No Filings	No Filings	No Filings
CA190 GALLAGHER BASSETT SERVICES	3	3	100%	2	2	100%
CA300 SEDGWICK CLAIMS MANAGEMENT SERVICES	8	6	75%	No Filings	No Filings	No Filings
TPA Total	12	9	75% ▼	2	2	100% ▲
XL INSURANCE Group Total	12	9	75% ▼	2	2	100% ▲
YORK RISK SERVICES	FROIs Filed	Timely FROIs	Compliance	Payments Made	Timely Payments	Compliance
CA340 YORK RISK SERVICES	2	2	100%	1	1	100%
Total	2	2	100% ▲	1	1	100% ▲
YORK RISK SERVICES Group Total	2	2	100% ▲	1	1	100% ▲
ZURICH INSURANCE	FROIs Filed	Timely FROIs	Compliance	Payments Made	Timely Payments	Compliance
CA021 AMERICAN GUARANTEE & LIABILITY	2	1	50%	1	1	100%
CA022 AMERICAN ZURICH	22	14	64%	3	3	100%
CA400 ZURICH AMERICAN INSURANCE	6	3	50%	1	1	100%
CA404 ZURICH AMERICAN INSURANCE COMPANY OF ILLINOIS	*	*	*	*	*	*
Total	30	18	60% ▼	5	5	100% ▲
ZURICH INSURANCE TPA Administered Claims						
CA040 BROADSPIRE SERVICES	1	0	0%	No Filings	No Filings	No Filings
CA080 CHESTERFIELD SERVICES	1	1	100%	1	1	100%
CA116 CORVEL ENTERPRISE COMP	9	4	44%	4	4	100%
CA117 COTTINGHAM & BUTLER CLAIMS SERVICES	3	3	100%	4	2	50%
CA417 CREATIVE RISK SOLUTIONS	1	0	0%	2	2	100%
CA160 ESIS	1	0	0%	1	0	0%
CA190 GALLAGHER BASSETT SERVICES	23	18	78%	8	7	88%
CA300 SEDGWICK CLAIMS MANAGEMENT SERVICES	10	9	90%	2	1	50%
TPA Total	49	35	71% ▼	22	17	77% ▼
ZURICH INSURANCE Group Total	79	53	67% ▼	27	22	81% ▼

Maine Workers' Compensation Board

Lost Time FROI Filing Benchmark: 85%

Initial Indemnity Payment Benchmark: 87%

▲ Indicates benchmark met or exceeded

▼ Indicates benchmark not met

Appendix B

**Insurance Group Compliance
Initial MOP and Initial Indemnity NOC Filings
Second Quarter
4/1/2022-6/30/2022**

INSURANCE GROUP COMPLIANCE
Initial MOP and Initial Indemnity NOC Filings
Second Quarter 2022
4/1/2022 - 6/30/2022

Insurance Company	Total Initial MOPs Filed	Initial MOPs Filed Timely	Compliance Percentage	Total Initial Indemnity NOCs Filed	Initial Indemnity NOCs Filed Timely	Compliance Percentage
ACADIA INSURANCE	MOPs Filed	Timely MOPs	Compliance	NOCs Filed	Timely NOCs	Compliance
CA010 ACADIA INSURANCE	18	17	94%	11	10	91%
Total	18	17	94% ▲	11	10	91% ▲
ACADIA INSURANCE Group Total	18	17	94% ▲	11	10	91% ▲
ACCIDENT FUND INSURANCE	MOPs Filed	Timely MOPs	Compliance	NOCs Filed	Timely NOCs	Compliance
ACCIDENT FUND INSURANCE	*	*	*	*	*	*
Total	*	*	*	*	*	*
ACCIDENT FUND INSURANCE TPA Administered Claims						
CA190 GALLAGHER BASSETT SERVICES	No Filings	No Filings	No Filings	3	3	100%
TPA Total	No Filings	No Filings	No Filings	3	3	100% ▲
ACCIDENT FUND INSURANCE Group Total	No Filings	No Filings	No Filings	3	3	100% ▲
AIG INSURANCE	MOPs Filed	Timely MOPs	Compliance	NOCs Filed	Timely NOCs	Compliance
CA015 AIG CLAIMS, INC	1	0	0%	No Filings	No Filings	No Filings
Total	1	0	0% ▼	No Filings	No Filings	No Filings
AIG INSURANCE TPA Administered Claims						
CA040 BROADSPIRE SERVICES	2	2	100%	1	1	100%
CA070 CANNON COCHRAN MANAGEMENT SERVICES	No Filings	No Filings	No Filings	No Filings	No Filings	No Filings
CA116 CORVEL ENTERPRISE COMP	No Filings	No Filings	No Filings	No Filings	No Filings	No Filings
CA117 COTTINGHAM & BUTLER CLAIMS SERVICES	No Filings	No Filings	No Filings	No Filings	No Filings	No Filings
CA160 ESIS	10	0	0%	No Filings	No Filings	No Filings
CA190 GALLAGHER BASSETT SERVICES	9	8	89%	8	8	100%
CA204 HELMSMAN MANAGEMENT SERVICES	3	2	67%	36	34	94%
CA300 SEDGWICK CLAIMS MANAGEMENT SERVICES	65	62	95%	17	16	94%
TPA Total	89	74	83% ▼	62	59	95% ▲
AIG INSURANCE Group Total	90	74	82% ▼	62	59	95% ▲
AIM MUTUAL GROUP	MOPs Filed	Timely MOPs	Compliance	NOCs Filed	Timely NOCs	Compliance
CA472 AIM MUTUAL INSURANCE	2	2	100%	1	1	100%
Total	2	2	100% ▲	1	1	100% ▲
AIM MUTUAL GROUP Group Total	2	2	100% ▲	1	1	100% ▲
AMERICAN FINANCIAL GROUP	MOPs Filed	Timely MOPs	Compliance	NOCs Filed	Timely NOCs	Compliance
CA192 GREAT AMERICAN ALLIANCE	2	0	0%	No Filings	No Filings	No Filings
CA267 NATIONAL INTERSTATE INSURANCE COMPANY	No Filings	No Filings	No Filings	No Filings	No Filings	No Filings
Total	2	0	0% ▼	No Filings	No Filings	No Filings
AMERICAN FINANCIAL GROUP TPA Administered Claims						
CA323 THE AMERICAN EQUITY UNDERWRITERS	No Filings	No Filings	No Filings	No Filings	No Filings	No Filings
TPA Total	No Filings	No Filings	No Filings	No Filings	No Filings	No Filings
AMERICAN FINANCIAL GROUP Group Total	2	0	0% ▼	No Filings	No Filings	No Filings

Maine Workers' Compensation Board
Initial MOP Filing Benchmark: 85%
Initial Indemnity NOC Benchmark: 90%

▲ Indicates benchmark met or exceeded
▼ Indicates benchmark not met

INSURANCE GROUP COMPLIANCE
Initial MOP and Initial Indemnity NOC Filings
Second Quarter 2022
4/1/2022 - 6/30/2022

Insurance Company	Total Initial MOPs Filed	Initial MOPs Filed Timely	Compliance Percentage	Total Initial Indemnity NOCs Filed	Initial Indemnity NOCs Filed Timely	Compliance Percentage
AMERISURE INSURANCE	MOPs Filed	Timely MOPs	Compliance	NOCs Filed	Timely NOCs	Compliance
CA013 AMERISURE INSURANCE	*	*	*	*	*	*
Total	*	*	*	*	*	*
AMERISURE INSURANCE TPA Administered Claims						
CA190 GALLAGHER BASSETT SERVICES	1	1	100%	No Filings	No Filings	No Filings
TPA Total	1	1	100% ▲	No Filings	No Filings	No Filings
AMERISURE INSURANCE Group Total	1	1	100% ▲	No Filings	No Filings	No Filings
AMTRUST INSURANCE	MOPs Filed	Timely MOPs	Compliance	NOCs Filed	Timely NOCs	Compliance
CA437 SECURITY NATIONAL INSURANCE	2	0	0%	No Filings	No Filings	No Filings
CA342 TECHNOLOGY INSURANCE	2	1	50%	No Filings	No Filings	No Filings
CA381 WESCO INSURANCE	9	4	44%	1	0	0%
Total	13	5	38% ▼	1	0	0% ▼
AMTRUST INSURANCE Group Total	13	5	38% ▼	1	0	0% ▼
ARCH INSURANCE	MOPs Filed	Timely MOPs	Compliance	NOCs Filed	Timely NOCs	Compliance
ARCH INSURANCE	*	*	*	*	*	*
Total	*	*	*	*	*	*
ARCH INSURANCE TPA Administered Claims						
CA040 BROADSPIRE SERVICES	2	2	100%	No Filings	No Filings	No Filings
CA116 CORVEL ENTERPRISE COMP	2	1	50%	1	0	0%
CA117 COTTINGHAM & BUTLER CLAIMS SERVICES	2	0	0%	No Filings	No Filings	No Filings
CA160 ESIS	No Filings	No Filings	No Filings	No Filings	No Filings	No Filings
CA190 GALLAGHER BASSETT SERVICES	2	1	50%	No Filings	No Filings	No Filings
CA300 SEDGWICK CLAIMS MANAGEMENT SERVICES	3	2	67%	1	1	100%
TPA Total	11	6	55% ▼	2	1	50% ▼
ARCH INSURANCE Group Total	11	6	55% ▼	2	1	50% ▼
ARGONAUT GROUP	MOPs Filed	Timely MOPs	Compliance	NOCs Filed	Timely NOCs	Compliance
CA020 ARGONAUT INSURANCE	2	2	100%	No Filings	No Filings	No Filings
Total	2	2	100% ▲	No Filings	No Filings	No Filings
ARGONAUT GROUP Group Total	2	2	100% ▲	No Filings	No Filings	No Filings
BATH IRON WORKS	MOPs Filed	Timely MOPs	Compliance	NOCs Filed	Timely NOCs	Compliance
CA036 BATH IRON WORKS	8	7	88%	2	2	100%
Total	8	7	88% ▲	2	2	100% ▲
BATH IRON WORKS Group Total	8	7	88% ▲	2	2	100% ▲

INSURANCE GROUP COMPLIANCE
Initial MOP and Initial Indemnity NOC Filings
Second Quarter 2022
4/1/2022 - 6/30/2022

Insurance Company	Total Initial MOPs Filed	Initial MOPs Filed Timely	Compliance Percentage	Total Initial Indemnity NOCs Filed	Initial Indemnity NOCs Filed Timely	Compliance Percentage
BERKLEY CASUALTY CO	MOPs Filed	Timely MOPs	Compliance	NOCs Filed	Timely NOCs	Compliance
CA485 BERKLEY CASUALTY CO	3	0	0%	No Filings	No Filings	No Filings
Total	3	0	0% ▼	No Filings	No Filings	No Filings
BERKLEY CASUALTY CO Group Total	3	0	0% ▼	No Filings	No Filings	No Filings
BERKSHIRE HATHAWAY INSURANCE	MOPs Filed	Timely MOPs	Compliance	NOCs Filed	Timely NOCs	Compliance
CA114 BERKSHIRE HATHAWAY HOMESTATE INSURANCE	3	0	0%	No Filings	No Filings	No Filings
CA474 NATIONAL LIABILITY AND FIRE INSURANCE	1	0	0%	No Filings	No Filings	No Filings
Total	4	0	0% ▼	No Filings	No Filings	No Filings
BERKSHIRE HATHAWAY INSURANCE Group Total	4	0	0% ▼	No Filings	No Filings	No Filings
BROADSPIRE SERVICES	MOPs Filed	Timely MOPs	Compliance	NOCs Filed	Timely NOCs	Compliance
CA040 BROADSPIRE SERVICES	14	8	57%	5	3	60%
Total	14	8	57% ▼	5	3	60% ▼
BROADSPIRE SERVICES Group Total	14	8	57% ▼	5	3	60% ▼
CANNON COCHRAN MANAGEMENT SERVICES	MOPs Filed	Timely MOPs	Compliance	NOCs Filed	Timely NOCs	Compliance
CA070 CANNON COCHRAN MANAGEMENT SERVICES	20	12	60%	7	7	100%
Total	20	12	60% ▼	7	7	100% ▲
CANNON COCHRAN MANAGEMENT SERVICES Group Total	20	12	60% ▼	7	7	100% ▲
CAROLINA CASULTY INSURANCE	MOPs Filed	Timely MOPs	Compliance	NOCs Filed	Timely NOCs	Compliance
CAROLINA CASULTY INSURANCE	*	*	*	*	*	*
Total	*	*	*	*	*	*
CAROLINA CASULTY INSURANCE TPA Administered Claims						
CA485 BERKLEY CASUALTY CO	2	0	0%	No Filings	No Filings	No Filings
CA190 GALLAGHER BASSETT SERVICES	1	1	100%	2	2	100%
TPA Total	3	1	33% ▼	2	2	100% ▲
CAROLINA CASULTY INSURANCE Group Total	3	1	33% ▼	2	2	100% ▲
CHESTERFIELD SERVICES	MOPs Filed	Timely MOPs	Compliance	NOCs Filed	Timely NOCs	Compliance
CA080 CHESTERFIELD SERVICES	1	1	100%	No Filings	No Filings	No Filings
Total	1	1	100% ▲	No Filings	No Filings	No Filings
CHESTERFIELD SERVICES Group Total	1	1	100% ▲	No Filings	No Filings	No Filings

INSURANCE GROUP COMPLIANCE
Initial MOP and Initial Indemnity NOC Filings
Second Quarter 2022
4/1/2022 - 6/30/2022

Insurance Company	Total Initial MOPs Filed	Initial MOPs Filed Timely	Compliance Percentage	Total Initial Indemnity NOCs Filed	Initial Indemnity NOCs Filed Timely	Compliance Percentage
CHUBB INSURANCE	MOPs Filed	Timely MOPs	Compliance	NOCs Filed	Timely NOCs	Compliance
ACE AMERICAN INSURANCE COMPANY	*	*	*	*	*	*
ACE INSURANCE	*	*	*	*	*	*
CA046 CHUBB INSURANCE	*	*	*	*	*	*
CA090 FEDERAL INSURANCE	*	*	*	*	*	*
INDEMNITY INS CO OF NORTH AMERICA	*	*	*	*	*	*
PACIFIC INDEMNITY	*	*	*	*	*	*
Total	*	*	*	*	*	*
CHUBB INSURANCE TPA Administered Claims						
CA070 CANNON COCHRAN MANAGEMENT SERVICES	1	1	100%	No Filings	No Filings	No Filings
CA110 CONSTITUTION STATE SERVICES	3	2	67%	1	1	100%
CA116 CORVEL ENTERPRISE COMP	1	1	100%	6	5	83%
CA160 ESIS	8	2	25%	3	3	100%
CA190 GALLAGHER BASSETT SERVICES	14	13	93%	10	8	80%
CA300 SEDGWICK CLAIMS MANAGEMENT SERVICES	21	20	95%	15	15	100%
CA340 YORK RISK SERVICES	1	0	0%	No Filings	No Filings	No Filings
TPA Total	49	39	80% ▼	35	32	91% ▲
CHUBB INSURANCE Group Total	49	39	80% ▼	35	32	91% ▲
CINCINNATI INSURANCE	MOPs Filed	Timely MOPs	Compliance	NOCs Filed	Timely NOCs	Compliance
CA438 CINCINNATI INSURANCE	No Filings	No Filings	No Filings	2	2	100%
Total	No Filings	No Filings	No Filings	2	2	100% ▲
CINCINNATI INSURANCE Group Total	No Filings	No Filings	No Filings	2	2	100% ▲
CNA INSURANCE	MOPs Filed	Timely MOPs	Compliance	NOCs Filed	Timely NOCs	Compliance
CA017 AMERICAN CASUALTY COMPANY OF READING PA	*	*	*	*	*	*
CA083 CNA CLAIMS PLUS	2	2	100%	No Filings	No Filings	No Filings
CA050 CONTINENTAL CASUALTY	1	1	100%	No Filings	No Filings	No Filings
CA271 NATIONAL FIRE INSURANCE	1	1	100%	No Filings	No Filings	No Filings
CA087 THE CONTINENTAL INSURANCE	1	0	0%	No Filings	No Filings	No Filings
CA314 TRANSPORTATION INSURANCE	1	1	100%	No Filings	No Filings	No Filings
CA329 VALLEY FORGE INSURANCE COMPANY	*	*	*	*	*	*
Total	6	5	83% ▼	No Filings	No Filings	No Filings
CNA INSURANCE TPA Administered Claims						
CA040 BROADSPIRE SERVICES	1	1	100%	No Filings	No Filings	No Filings
CA190 GALLAGHER BASSETT SERVICES	No Filings	No Filings	No Filings	No Filings	No Filings	No Filings
TPA Total	1	1	100% ▲	No Filings	No Filings	No Filings
CNA INSURANCE Group Total	7	6	86% ▲	No Filings	No Filings	No Filings

INSURANCE GROUP COMPLIANCE

Initial MOP and Initial Indemnity NOC Filings

Second Quarter 2022

4/1/2022 - 6/30/2022

Insurance Company	Total Initial MOPs Filed	Initial MOPs Filed Timely	Compliance Percentage	Total Initial Indemnity NOCs Filed	Initial Indemnity NOCs Filed Timely	Compliance Percentage
CONSTITUTION STATE SERVICES	MOPs Filed	Timely MOPs	Compliance	NOCs Filed	Timely NOCs	Compliance
CA110 CONSTITUTION STATE SERVICES	5	3	60%	3	3	100%
Total	5	3	60% ▼	3	3	100% ▲
CONSTITUTION STATE SERVICES Group Total						
5	3	60% ▼	3	3	100% ▲	
CONTINENTAL WESTERN INSURANCE	MOPs Filed	Timely MOPs	Compliance	NOCs Filed	Timely NOCs	Compliance
CA073 CONTINENTAL WESTERN INSURANCE	No Filings	No Filings	No Filings	No Filings	No Filings	No Filings
Total	No Filings	No Filings	No Filings	No Filings	No Filings	No Filings
CONTINENTAL WESTERN INSURANCE Group Total						
No Filings	No Filings	No Filings	No Filings	No Filings	No Filings	No Filings
CORVEL ENTERPRISE COMP	MOPs Filed	Timely MOPs	Compliance	NOCs Filed	Timely NOCs	Compliance
CA116 CORVEL ENTERPRISE COMP	14	10	71%	13	11	85%
Total	14	10	71% ▼	13	11	85% ▼
CORVEL ENTERPRISE COMP Group Total						
14	10	71% ▼	13	11	85% ▼	
COTTINGHAM & BUTLER CLAIMS SERVICES	MOPs Filed	Timely MOPs	Compliance	NOCs Filed	Timely NOCs	Compliance
CA117 COTTINGHAM & BUTLER CLAIMS SERVICES	9	2	22%	1	1	100%
Total	9	2	22% ▼	1	1	100% ▲
COTTINGHAM & BUTLER CLAIMS SERVICES Group Total						
9	2	22% ▼	1	1	100% ▲	
CROSS INSURANCE	MOPs Filed	Timely MOPs	Compliance	NOCs Filed	Timely NOCs	Compliance
CA093 CROSS INSURANCE	102	100	98%	147	146	99%
Total	102	100	98% ▲	147	146	99% ▲
CROSS INSURANCE Group Total						
102	100	98% ▲	147	146	99% ▲	
EASTERN ALLIANCE INSURANCE	MOPs Filed	Timely MOPs	Compliance	NOCs Filed	Timely NOCs	Compliance
CA141 EASTERN ALLIANCE INSURANCE	17	15	88%	1	1	100%
Total	17	15	88% ▲	1	1	100% ▲
EASTERN ALLIANCE INSURANCE Group Total						
17	15	88% ▲	1	1	100% ▲	
ELECTRIC INSURANCE	MOPs Filed	Timely MOPs	Compliance	NOCs Filed	Timely NOCs	Compliance
CA150 ELECTRIC INSURANCE	*	*	*	*	*	*
Total	*	*	*	*	*	*
ELECTRIC INSURANCE TPA Administered Claims						
CA300 SEDGWICK CLAIMS MANAGEMENT SERVICES	2	2	100%	No Filings	No Filings	No Filings
TPA Total	2	2	100% ▲	No Filings	No Filings	No Filings
ELECTRIC INSURANCE Group Total						
2	2	100% ▲	No Filings	No Filings	No Filings	

Maine Workers' Compensation Board

Initial MOP Filing Benchmark: 85%

Initial Indemnity NOC Benchmark: 90%

▲ Indicates benchmark met or exceeded

▼ Indicates benchmark not met

INSURANCE GROUP COMPLIANCE
 Initial MOP and Initial Indemnity NOC Filings
 Second Quarter 2022
 4/1/2022 - 6/30/2022

Insurance Company	Total Initial MOPs Filed	Initial MOPs Filed Timely	Compliance Percentage	Total Initial Indemnity NOCs Filed	Initial Indemnity NOCs Filed Timely	Compliance Percentage
EMPLOYERS HOLDING INSURANCE	MOPs Filed	Timely MOPs	Compliance	NOCs Filed	Timely NOCs	Compliance
CA480 EMPLOYERS ASSURANCE COMPANY	No Filings	No Filings	No Filings	1	0	0%
CA481 EMPLOYERS COMPENSATION INSURANCE	No Filings	No Filings	No Filings	No Filings	No Filings	No Filings
CA479 EMPLOYERS PREFERRED INSURANCE	No Filings	No Filings	No Filings	No Filings	No Filings	No Filings
Total	No Filings	No Filings	No Filings	1	0	0% ▼
EMPLOYERS HOLDING INSURANCE Group Total	No Filings	No Filings	No Filings	1	0	0% ▼
ESIS	MOPs Filed	Timely MOPs	Compliance	NOCs Filed	Timely NOCs	Compliance
CA160 ESIS	19	2	11%	3	3	100%
Total	19	2	11% ▼	3	3	100% ▲
ESIS Group Total	19	2	11% ▼	3	3	100% ▲
EVEREST REINS HOLDINGS GROUP	MOPs Filed	Timely MOPs	Compliance	NOCs Filed	Timely NOCs	Compliance
EVEREST REINS HOLDINGS	*	*	*	*	*	*
Total	*	*	*	*	*	*
EVEREST REINS HOLDINGS GROUP TPA Administered Claims						
CA190 GALLAGHER BASSETT SERVICES	No Filings	No Filings	No Filings	2	2	100%
CA300 SEDGWICK CLAIMS MANAGEMENT SERVICES	No Filings	No Filings	No Filings	No Filings	No Filings	No Filings
TPA Total	No Filings	No Filings	No Filings	2	2	100% ▲
EVEREST REINS HOLDINGS GROUP Group Total	No Filings	No Filings	No Filings	2	2	100% ▲
FAIRFAX FINANCIAL GROUP	MOPs Filed	Timely MOPs	Compliance	NOCs Filed	Timely NOCs	Compliance
CA257 NORTH RIVER INSURANCE	*	*	*	*	*	*
Total	*	*	*	*	*	*
FAIRFAX FINANCIAL GROUP TPA Administered Claims						
CA040 BROADSPIRE SERVICES	2	1	50%	No Filings	No Filings	No Filings
TPA Total	2	1	50% ▼	No Filings	No Filings	No Filings
FAIRFAX FINANCIAL GROUP Group Total	2	1	50% ▼	No Filings	No Filings	No Filings
FEDERATED MUTUAL INSURANCE	MOPs Filed	Timely MOPs	Compliance	NOCs Filed	Timely NOCs	Compliance
CA091 FEDERATED MUTUAL INSURANCE	1	1	100%	1	0	0%
Total	1	1	100% ▲	1	0	0% ▼
FEDERATED MUTUAL INSURANCE Group Total	1	1	100% ▲	1	0	0% ▼
FUTURECOMP	MOPs Filed	Timely MOPs	Compliance	NOCs Filed	Timely NOCs	Compliance
CA175 FUTURECOMP	6	6	100%	10	10	100%
Total	6	6	100% ▲	10	10	100% ▲
FUTURECOMP Group Total	6	6	100% ▲	10	10	100% ▲

INSURANCE GROUP COMPLIANCE

Initial MOP and Initial Indemnity NOC Filings

Second Quarter 2022

4/1/2022 - 6/30/2022

Insurance Company	Total Initial MOPs Filed	Initial MOPs Filed Timely	Compliance Percentage	Total Initial Indemnity NOCs Filed	Initial Indemnity NOCs Filed Timely	Compliance Percentage
GALLAGHER BASSETT SERVICES	MOPs Filed	Timely MOPs	Compliance	NOCs Filed	Timely NOCs	Compliance
CA190 GALLAGHER BASSETT SERVICES	65	53	82%	38	35	92%
Total	65	53	82% ▼	38	35	92% ▲
GALLAGHER BASSETT SERVICES Group Total	65	53	82% ▼	38	35	92% ▲
GUARD INSURANCE	MOPs Filed	Timely MOPs	Compliance	NOCs Filed	Timely NOCs	Compliance
CA019 AMGUARD INSURANCE	2	1	50%	No Filings	No Filings	No Filings
CA140 EASTGUARD INSURANCE	No Filings	No Filings	No Filings	No Filings	No Filings	No Filings
CA272 NORGUARD INSURANCE	No Filings	No Filings	No Filings	No Filings	No Filings	No Filings
Total	2	1	50% ▼	No Filings	No Filings	No Filings
GUARD INSURANCE Group Total	2	1	50% ▼	No Filings	No Filings	No Filings
HANNAFORD BROTHERS	MOPs Filed	Timely MOPs	Compliance	NOCs Filed	Timely NOCs	Compliance
CA201 HANNAFORD BROTHERS	22	16	73%	10	10	100%
Total	22	16	73% ▼	10	10	100% ▲
HANNAFORD BROTHERS Group Total	22	16	73% ▼	10	10	100% ▲
HANOVER INSURANCE	MOPs Filed	Timely MOPs	Compliance	NOCs Filed	Timely NOCs	Compliance
CA430 ALLMERICA FINANCIAL ALLIANCE	*	*	*	*	*	*
CA428 ALLMERICA FINANCIAL BENEFIT INSURANCE	*	*	*	*	*	*
CA048 CITIZENS INSURANCE COMPANY OF AMERICA	2	1	50%	No Filings	No Filings	No Filings
CA429 HANOVER AMERICAN INSURANCE	1	1	100%	No Filings	No Filings	No Filings
CA202 HANOVER INSURANCE	1	1	100%	No Filings	No Filings	No Filings
CA228 MASSACHUSETTS BAY INSURANCE	1	0	0%	No Filings	No Filings	No Filings
Total	5	3	60% ▼	No Filings	No Filings	No Filings
HANOVER INSURANCE Group Total	5	3	60% ▼	No Filings	No Filings	No Filings

Maine Workers' Compensation Board

Initial MOP Filing Benchmark: 85%

Initial Indemnity NOC Benchmark: 90%

▲ Indicates benchmark met or exceeded

▼ Indicates benchmark not met

INSURANCE GROUP COMPLIANCE
Initial MOP and Initial Indemnity NOC Filings
Second Quarter 2022
4/1/2022 - 6/30/2022

Insurance Company	Total Initial MOPs Filed	Initial MOPs Filed Timely	Compliance Percentage	Total Initial Indemnity NOCs Filed	Initial Indemnity NOCs Filed Timely	Compliance Percentage
HARTFORD INSURANCE	MOPs Filed	Timely MOPs	Compliance	NOCs Filed	Timely NOCs	Compliance
CA188 HARTFORD ACCIDENT & INDEMNITY	No Filings	No Filings	No Filings	No Filings	No Filings	No Filings
CA185 HARTFORD CASUALTY INSURANCE	3	3	100%	No Filings	No Filings	No Filings
CA203 HARTFORD FIRE INSURANCE	1	1	100%	No Filings	No Filings	No Filings
CA186 HARTFORD INSURANCE COMPANY OF THE MIDWEST	No Filings	No Filings	No Filings	No Filings	No Filings	No Filings
CA187 HARTFORD UNDERWRITERS INSURANCE	1	1	100%	2	2	100%
CA288 PROPERTY & CASUALTY INSURANCE COMPANY OF HARTFORD	4	3	75%	1	0	0%
CA296 SENTINEL INSURANCE	*	*	*	*	*	*
CA319 TRUMBULL INSURANCE	1	0	0%	No Filings	No Filings	No Filings
CA321 TWIN CITY FIRE INSURANCE	1	1	100%	No Filings	No Filings	No Filings
Total	11	9	82% ▼	3	2	67% ▼
HARTFORD INSURANCE TPA Administered Claims						
CA040 BROADSPIRE SERVICES	*	*	*	*	*	*
CA070 CANNON COCHRAN MANAGEMENT SERVICES	2	0	0%	1	1	100%
CA116 CORVEL ENTERPRISE COMP	No Filings	No Filings	No Filings	No Filings	No Filings	No Filings
CA160 ESIS	*	*	*	*	*	*
CA190 GALLAGHER BASSETT SERVICES	*	*	*	*	*	*
CA204 HELMSMAN MANAGEMENT SERVICES	*	*	*	*	*	*
CA300 SEDGWICK CLAIMS MANAGEMENT SERVICES	No Filings	No Filings	No Filings	No Filings	No Filings	No Filings
TPA Total	2	0	0% ▼	1	1	100% ▲
HARTFORD INSURANCE Group Total	13	9	69% ▼	4	3	75% ▼
HELMSMAN MANAGEMENT SERVICES	MOPs Filed	Timely MOPs	Compliance	NOCs Filed	Timely NOCs	Compliance
CA204 HELMSMAN MANAGEMENT SERVICES	4	2	50%	36	34	94%
Total	4	2	50% ▼	36	34	94% ▲
HELMSMAN MANAGEMENT SERVICES Group Total	4	2	50% ▼	36	34	94% ▲
LIBERTY MUTUAL INSURANCE	MOPs Filed	Timely MOPs	Compliance	NOCs Filed	Timely NOCs	Compliance
CA003 AMERICAN FIRE & CASUALTY INSURANCE	1	1	100%	No Filings	No Filings	No Filings
CA380 EMPLOYERS INSURANCE OF WAUSAU	No Filings	No Filings	No Filings	1	1	100%
CA210 LIBERTY MUTUAL INSURANCE	28	20	71%	12	10	83%
CA406 OHIO CASUALTY INSURANCE	No Filings	No Filings	No Filings	No Filings	No Filings	No Filings
CA407 OHIO SECURITY INSURANCE	*	*	*	*	*	*
CA408 WEST AMERICAN INSURANCE	*	*	*	*	*	*
Total	29	21	72% ▼	13	11	85% ▼
LIBERTY MUTUAL INSURANCE Group Total	29	21	72% ▼	13	11	85% ▼

INSURANCE GROUP COMPLIANCE
Initial MOP and Initial Indemnity NOC Filings
Second Quarter 2022
4/1/2022 - 6/30/2022

Insurance Company	Total Initial MOPs Filed	Initial MOPs Filed Timely	Compliance Percentage	Total Initial Indemnity NOCs Filed	Initial Indemnity NOCs Filed Timely	Compliance Percentage
MAINE AUTOMOBILE DEALERS ASSOCIATION CA220 MAINE AUTOMOBILE DEALERS ASSOCIATION	MOPs Filed No Filings	Timely MOPs No Filings	Compliance No Filings	NOCs Filed No Filings	Timely NOCs No Filings	Compliance No Filings
Total	No Filings	No Filings	No Filings	No Filings	No Filings	No Filings
MAINE AUTOMOBILE DEALERS ASSOCIATION Group Total	No Filings	No Filings	No Filings	No Filings	No Filings	No Filings
MAINE EMPLOYERS' MUTUAL INSURANCE CA260 MAINE EMPLOYERS' MUTUAL INSURANCE	MOPs Filed 303	Timely MOPs 225	Compliance 74%	NOCs Filed 222	Timely NOCs 194	Compliance 87%
Total	303	225	74% ▼	222	194	87% ▼
MAINE EMPLOYERS' MUTUAL INSURANCE Group Total	303	225	74% ▼	222	194	87% ▼
MAINE HEALTHCARE ASSOCIATION CA234 MAINE HEALTHCARE ASSOCIATION	MOPs Filed 11	Timely MOPs 11	Compliance 100%	NOCs Filed 7	Timely NOCs 6	Compliance 86%
Total	11	11	100% ▲	7	6	86% ▼
MAINE HEALTHCARE ASSOCIATION Group Total	11	11	100% ▲	7	6	86% ▼
MAINE MOTOR TRANSPORT ASSOCIATION CA230 MAINE MOTOR TRANSPORT ASSOCIATION	MOPs Filed 3	Timely MOPs 3	Compliance 100%	NOCs Filed 4	Timely NOCs 3	Compliance 75%
Total	3	3	100% ▲	4	3	75% ▼
MAINE MOTOR TRANSPORT ASSOCIATION Group Total	3	3	100% ▲	4	3	75% ▼
MAINE MUNICIPAL ASSOCIATION CA225 MAINE MUNICIPAL ASSOCIATION	MOPs Filed 26	Timely MOPs 26	Compliance 100%	NOCs Filed 56	Timely NOCs 53	Compliance 95%
Total	26	26	100% ▲	56	53	95% ▲
MAINE MUNICIPAL ASSOCIATION Group Total	26	26	100% ▲	56	53	95% ▲
MAINE SCHOOL MANAGEMENT ASSOCIATION CA250 MAINE SCHOOL MANAGEMENT ASSOCIATION	MOPs Filed 17	Timely MOPs 15	Compliance 88%	NOCs Filed 10	Timely NOCs 10	Compliance 100%
Total	17	15	88% ▲	10	10	100% ▲
MAINE SCHOOL MANAGEMENT ASSOCIATION Group Total	17	15	88% ▲	10	10	100% ▲
MARKEL CORP GROUP STATE NATIONAL INSURANCE	MOPs Filed *	Timely MOPs *	Compliance *	NOCs Filed *	Timely NOCs *	Compliance *
Total	*	*	*	*	*	*
MARKEL CORP GROUP TPA Administered Claims CA070 CANNON COCHRAN MANAGEMENT SERVICES	2	0	0%	No Filings	No Filings	No Filings
TPA Total	2	0	0% ▼	No Filings	No Filings	No Filings
MARKEL CORP GROUP Group Total	2	0	0% ▼	No Filings	No Filings	No Filings
MEADOWBROOK INSURANCE CA255 MEADOWBROOK INSURANCE	MOPs Filed 2	Timely MOPs 2	Compliance 100%	NOCs Filed No Filings	Timely NOCs No Filings	Compliance No Filings
Total	2	2	100% ▲	No Filings	No Filings	No Filings
MEADOWBROOK INSURANCE Group Total	2	2	100% ▲	No Filings	No Filings	No Filings

Maine Workers' Compensation Board
Initial MOP Filing Benchmark: 85%
Initial Indemnity NOC Benchmark: 90%

▲ Indicates benchmark met or exceeded
▼ Indicates benchmark not met

INSURANCE GROUP COMPLIANCE
Initial MOP and Initial Indemnity NOC Filings
Second Quarter 2022
4/1/2022 - 6/30/2022

Insurance Company	Total Initial MOPs Filed	Initial MOPs Filed Timely	Compliance Percentage	Total Initial Indemnity NOCs Filed	Initial Indemnity NOCs Filed Timely	Compliance Percentage
NATIONWIDE INSURANCE	MOPs Filed	Timely MOPs	Compliance	NOCs Filed	Timely NOCs	Compliance
CA198 HARLEYSVILLE WORSTER INSURANCE	No Filings	No Filings	No Filings	No Filings	No Filings	No Filings
Total	No Filings	No Filings	No Filings	No Filings	No Filings	No Filings
NATIONWIDE INSURANCE Group Total	No Filings	No Filings	No Filings	No Filings	No Filings	No Filings
NEXT LEVEL ADMINISTRATOR LLC	MOPs Filed	Timely MOPs	Compliance	NOCs Filed	Timely NOCs	Compliance
CA433 NEXT LEVEL ADMINISTRATOR LLC	1	0	0%	No Filings	No Filings	No Filings
Total	1	0	0% ▼	No Filings	No Filings	No Filings
NEXT LEVEL ADMINISTRATOR LLC Group Total	1	0	0% ▼	No Filings	No Filings	No Filings
OLD REPUBLIC INSURANCE	MOPs Filed	Timely MOPs	Compliance	NOCs Filed	Timely NOCs	Compliance
OLD REPUBLIC INSURANCE	*	*	*	*	*	*
Total	*	*	*	*	*	*
OLD REPUBLIC INSURANCE TPA Administered Claims						
CA070 CANNON COCHRAN MANAGEMENT SERVICES	1	0	0%	1	1	100%
CA116 CORVEL ENTERPRISE COMP	2	1	50%	2	2	100%
CA190 GALLAGHER BASSETT SERVICES	4	4	100%	No Filings	No Filings	No Filings
CA204 HELMSMAN MANAGEMENT SERVICES	No Filings	No Filings	No Filings	No Filings	No Filings	No Filings
CA300 SEDGWICK CLAIMS MANAGEMENT SERVICES	1	0	0%	1	1	100%
TPA Total	8	5	63% ▼	4	4	100% ▲
OLD REPUBLIC INSURANCE Group Total	8	5	63% ▼	4	4	100% ▲
PENNSYLVANIA MFG ASSN	MOPs Filed	Timely MOPs	Compliance	NOCs Filed	Timely NOCs	Compliance
MANUFACTURERS ALLIANCE INSURANCE	*	*	*	*	*	*
PENNSYLVANIA MFG ASSN	*	*	*	*	*	*
PENNSYLVANIA MFG INDEMNITY CO	*	*	*	*	*	*
Total	*	*	*	*	*	*
PENNSYLVANIA MFG ASSN TPA Administered Claims						
CA190 GALLAGHER BASSETT SERVICES	7	5	71%	1	1	100%
TPA Total	7	5	71% ▼	1	1	100% ▲
PENNSYLVANIA MFG ASSN Group Total	7	5	71% ▼	1	1	100% ▲
PROTECTIVE INSURANCE	MOPs Filed	Timely MOPs	Compliance	NOCs Filed	Timely NOCs	Compliance
CA277 PROTECTIVE INSURANCE COMPANY	*	*	*	*	*	*
Total	*	*	*	*	*	*
PROTECTIVE INSURANCE TPA Administered Claims						
CA040 BROADSPIRE SERVICES	1	0	0%	1	0	0%
TPA Total	1	0	0% ▼	1	0	0% ▼
PROTECTIVE INSURANCE Group Total	1	0	0% ▼	1	0	0% ▼

INSURANCE GROUP COMPLIANCE
Initial MOP and Initial Indemnity NOC Filings
Second Quarter 2022
4/1/2022 - 6/30/2022

Insurance Company	Total Initial MOPs Filed	Initial MOPs Filed Timely	Compliance Percentage	Total Initial Indemnity NOCs Filed	Initial Indemnity NOCs Filed Timely	Compliance Percentage
QBE INSURANCE GROUP	MOPs Filed	Timely MOPs	Compliance	NOCs Filed	Timely NOCs	Compliance
QBE INSURANCE GROUP	*	*	*	*	*	*
Total	*	*	*	*	*	*
QBE INSURANCE GROUP TPA Administered Claims						
CA268 NORTH AMERICAN RISK SERVICES	No Filings	No Filings	No Filings	No Filings	No Filings	No Filings
CA300 SEDGWICK CLAIMS MANAGEMENT SERVICES	3	1	33%	No Filings	No Filings	No Filings
TPA Total	3	1	33% ▼	No Filings	No Filings	No Filings
QBE INSURANCE GROUP Group Total	3	1	33% ▼	No Filings	No Filings	No Filings
SAFETY NATIONAL CASUALTY CORP	MOPs Filed	Timely MOPs	Compliance	NOCs Filed	Timely NOCs	Compliance
SAFETY NATIONAL CASUALTY CORP	*	*	*	*	*	*
Total	*	*	*	*	*	*
SAFETY NATIONAL CASUALTY CORP TPA Administered Claims						
CA040 BROADSPIRE SERVICES	1	0	0%	1	1	100%
CA070 CANNON COCHRAN MANAGEMENT SERVICES	No Filings	No Filings	No Filings	No Filings	No Filings	No Filings
CA110 CONSTITUTION STATE SERVICES	No Filings	No Filings	No Filings	1	1	100%
CA116 CORVEL ENTERPRISE COMP	1	0	0%	1	1	100%
CA190 GALLAGHER BASSETT SERVICES	2	2	100%	1	1	100%
CA300 SEDGWICK CLAIMS MANAGEMENT SERVICES	6	6	100%	1	1	100%
TPA Total	10	8	80% ▼	5	5	100% ▲
SAFETY NATIONAL CASUALTY CORP Group Total	10	8	80% ▼	5	5	100% ▲
SEDGWICK CLAIMS MANAGEMENT SERVICES	MOPs Filed	Timely MOPs	Compliance	NOCs Filed	Timely NOCs	Compliance
CA300 SEDGWICK CLAIMS MANAGEMENT SERVICES	112	102	91%	43	40	93%
Total	112	102	91% ▲	43	40	93% ▲
SEDGWICK CLAIMS MANAGEMENT SERVICES Group Total	112	102	91% ▲	43	40	93% ▲
SENTRY INSURANCE	MOPs Filed	Timely MOPs	Compliance	NOCs Filed	Timely NOCs	Compliance
CA207 FLORISTS MUTUAL INSURANCE	*	*	*	*	*	*
CA426 MIDDLESEX INSURANCE COMPANY	3	2	67%	No Filings	No Filings	No Filings
CA402 SENTRY CASUALTY	2	0	0%	2	1	50%
CA305 SENTRY INSURANCE	1	1	100%	1	1	100%
CA308 SENTRY SELECT INSURANCE	*	*	*	*	*	*
Total	6	3	50% ▼	3	2	67% ▼
SENTRY INSURANCE Group Total	6	3	50% ▼	3	2	67% ▼

INSURANCE GROUP COMPLIANCE
Initial MOP and Initial Indemnity NOC Filings
Second Quarter 2022
4/1/2022 - 6/30/2022

Insurance Company	Total Initial MOPs Filed	Initial MOPs Filed Timely	Compliance Percentage	Total Initial Indemnity NOCs Filed	Initial Indemnity NOCs Filed Timely	Compliance Percentage
SERVICE AMERICAN INDEMNITY SERVICE AMERICAN INDEMNITY	MOPs Filed *	Timely MOPs *	Compliance *	NOCs Filed *	Timely NOCs *	Compliance *
Total	*	*	*	*	*	*
SERVICE AMERICAN INDEMNITY TPA Administered Claims CA040 BROADSPIRE SERVICES	3	1	33%	1	1	100%
TPA Total	3	1	33% ▼	1	1	100% ▲
SERVICE AMERICAN INDEMNITY Group Total	3	1	33% ▼	1	1	100% ▲
SOMPO JAPAN INSURANCE SOMPO JAPAN INSURANCE COMPANY OF AMERICA	MOPs Filed *	Timely MOPs *	Compliance *	NOCs Filed *	Timely NOCs *	Compliance *
Total	*	*	*	*	*	*
SOMPO JAPAN INSURANCE TPA Administered Claims CA190 GALLAGHER BASSETT SERVICES	No Filings	No Filings	No Filings	No Filings	No Filings	No Filings
TPA Total	No Filings	No Filings	No Filings	No Filings	No Filings	No Filings
SOMPO JAPAN INSURANCE Group Total	No Filings	No Filings	No Filings	No Filings	No Filings	No Filings
STARNET INSURANCE STARNET INSURANCE	MOPs Filed *	Timely MOPs *	Compliance *	NOCs Filed *	Timely NOCs *	Compliance *
Total	*	*	*	*	*	*
STARNET INSURANCE TPA Administered Claims CA485 BERKLEY CASUALTY CO	1	0	0%	No Filings	No Filings	No Filings
TPA Total	1	0	0% ▼	No Filings	No Filings	No Filings
STARNET INSURANCE Group Total	1	0	0% ▼	No Filings	No Filings	No Filings
STARR INDEMNITY INSURANCE STARR INDEMNITY INSURANCE	MOPs Filed *	Timely MOPs *	Compliance *	NOCs Filed *	Timely NOCs *	Compliance *
Total	*	*	*	*	*	*
STARR INDEMNITY INSURANCE TPA Administered Claims CA040 BROADSPIRE SERVICES	1	0	0%	No Filings	No Filings	No Filings
CA190 GALLAGHER BASSETT SERVICES	4	2	50%	5	5	100%
CA300 SEDGWICK CLAIMS MANAGEMENT SERVICES	2	2	100%	1	1	100%
TPA Total	7	4	57% ▼	6	6	100% ▲
STARR INDEMNITY INSURANCE Group Total	7	4	57% ▼	6	6	100% ▲

INSURANCE GROUP COMPLIANCE

Initial MOP and Initial Indemnity NOC Filings

Second Quarter 2022

4/1/2022 - 6/30/2022

Insurance Company	Total Initial MOPs Filed	Initial MOPs Filed Timely	Compliance Percentage	Total Initial Indemnity NOCs Filed	Initial Indemnity NOCs Filed Timely	Compliance Percentage
STARSTONE NATIONAL INSURANCE STARSTONE NATIONAL INSURANCE	MOPs Filed *	Timely MOPs *	Compliance *	NOCs Filed *	Timely NOCs *	Compliance *
Total	*	*	*	*	*	*
STARSTONE NATIONAL INSURANCE TPA Administered Claims						
CA070 CANNON COCHRAN MANAGEMENT SERVICES	No Filings	No Filings	No Filings	No Filings	No Filings	No Filings
CA117 COTTINGHAM & BUTLER CLAIMS SERVICES	2	0	0%	No Filings	No Filings	No Filings
TPA Total	2	0	0% ▼	No Filings	No Filings	No Filings
STARSTONE NATIONAL INSURANCE Group Total	2	0	0% ▼	No Filings	No Filings	No Filings
STATE OF MAINE WORKERS' COMPENSATION TRUST						
CA307 STATE OF MAINE WORKERS' COMPENSATION TRUST	MOPs Filed 28	Timely MOPs 26	Compliance 93%	NOCs Filed 56	Timely NOCs 52	Compliance 93%
Total	28	26	93% ▲	56	52	93% ▲
STATE OF MAINE WORKERS' COMPENSATION TRUST Group Total	28	26	93% ▲	56	52	93% ▲
SYNERNET						
CA320 SYNERNET	MOPs Filed 75	Timely MOPs 66	Compliance 88%	NOCs Filed 38	Timely NOCs 38	Compliance 100%
Total	75	66	88% ▲	38	38	100% ▲
SYNERNET Group Total	75	66	88% ▲	38	38	100% ▲
THE AMERICAN EQUITY UNDERWRITERS						
CA323 THE AMERICAN EQUITY UNDERWRITERS	MOPs Filed No Filings	Timely MOPs No Filings	Compliance No Filings	NOCs Filed No Filings	Timely NOCs No Filings	Compliance No Filings
Total	No Filings	No Filings	No Filings	No Filings	No Filings	No Filings
THE AMERICAN EQUITY UNDERWRITERS Group Total	No Filings	No Filings	No Filings	No Filings	No Filings	No Filings
TOKIO MARINE INSURANCE						
CA414 TOKIO MARINE AMERICA INSURANCE	MOPs Filed 1	Timely MOPs 0	Compliance 0%	NOCs Filed 1	Timely NOCs 0	Compliance 0%
Total	1	0	0% ▼	1	0	0% ▼
TOKIO MARINE INSURANCE Group Total	1	0	0% ▼	1	0	0% ▼

Maine Workers' Compensation Board

Initial MOP Filing Benchmark: 85%

Initial Indemnity NOC Benchmark: 90%

▲ Indicates benchmark met or exceeded

▼ Indicates benchmark not met

INSURANCE GROUP COMPLIANCE
 Initial MOP and Initial Indemnity NOC Filings
 Second Quarter 2022
 4/1/2022 - 6/30/2022

Insurance Company	Total Initial MOPs Filed	Initial MOPs Filed Timely	Compliance Percentage	Total Initial Indemnity NOCs Filed	Initial Indemnity NOCs Filed Timely	Compliance Percentage
TRAVELERS INSURANCE	MOPs Filed	Timely MOPs	Compliance	NOCs Filed	Timely NOCs	Compliance
CA072 CHARTER OAK FIRE INSURANCE	12	7	58%	5	4	80%
CA164 FARMINGTON CASUALTY	1	0	0%	No Filings	No Filings	No Filings
CA284 PHOENIX INSURANCE	1	1	100%	No Filings	No Filings	No Filings
CA306 STANDARD FIRE INSURANCE	4	2	50%	3	3	100%
CA347 TRAVELERS CASUALTY & SURETY	1	0	0%	1	0	0%
CA348 TRAVELERS CASUALTY INSURANCE COMPANY OF AMERICA	1	0	0%	No Filings	No Filings	No Filings
CA349 TRAVELERS COMMERCIAL CASUALTY	1	1	100%	No Filings	No Filings	No Filings
CA343 TRAVELERS INDEMNITY COMPANY	*	*	*	*	*	*
CA346 TRAVELERS INDEMNITY COMPANY OF AMERICA	No Filings	No Filings	No Filings	No Filings	No Filings	No Filings
CA345 TRAVELERS PROPERTY CASUALTY INSURANCE	1	0	0%	1	1	100%
Total	22	11	50% ▼	10	8	80% ▼
TRAVELERS INSURANCE TPA Administered Claims						
CA110 CONSTITUTION STATE SERVICES	2	1	50%	1	1	100%
CA117 COTTINGHAM & BUTLER CLAIMS SERVICES	1	1	100%	No Filings	No Filings	No Filings
CA190 GALLAGHER BASSETT SERVICES	No Filings	No Filings	No Filings	No Filings	No Filings	No Filings
CA300 SEDGWICK CLAIMS MANAGEMENT SERVICES	1	1	100%	No Filings	No Filings	No Filings
TPA Total	4	3	75% ▼	1	1	100% ▲
TRAVELERS INSURANCE Group Total	26	14	54% ▼	11	9	82% ▼
TYSON FOODS INC	MOPs Filed	Timely MOPs	Compliance	NOCs Filed	Timely NOCs	Compliance
CA435 TYSON FOODS INC	2	2	100%	1	1	100%
Total	2	2	100% ▲	1	1	100% ▲
TYSON FOODS INC Group Total	2	2	100% ▲	1	1	100% ▲
UTICA MUTUAL INSURANCE	MOPs Filed	Timely MOPs	Compliance	NOCs Filed	Timely NOCs	Compliance
CA324 UTICA MUTUAL INSURANCE	No Filings	No Filings	No Filings	No Filings	No Filings	No Filings
Total	No Filings	No Filings	No Filings	No Filings	No Filings	No Filings
UTICA MUTUAL INSURANCE Group Total	No Filings	No Filings	No Filings	No Filings	No Filings	No Filings
VANLINER INSURANCE	MOPs Filed	Timely MOPs	Compliance	NOCs Filed	Timely NOCs	Compliance
CA379 VANLINER INSURANCE	1	1	100%	1	1	100%
Total	1	1	100% ▲	1	1	100% ▲
VANLINER INSURANCE Group Total	1	1	100% ▲	1	1	100% ▲
WALMART CLAIMS SERVICES	MOPs Filed	Timely MOPs	Compliance	NOCs Filed	Timely NOCs	Compliance
CA100 WALMART CLAIMS SERVICES	3	3	100%	36	35	97%
Total	3	3	100% ▲	36	35	97% ▲
WALMART CLAIMS SERVICES Group Total	3	3	100% ▲	36	35	97% ▲

INSURANCE GROUP COMPLIANCE
Initial MOP and Initial Indemnity NOC Filings
Second Quarter 2022
4/1/2022 - 6/30/2022

Insurance Company	Total Initial MOPs Filed	Initial MOPs Filed Timely	Compliance Percentage	Total Initial Indemnity NOCs Filed	Initial Indemnity NOCs Filed Timely	Compliance Percentage
XL INSURANCE	MOPs Filed	Timely MOPs	Compliance	NOCs Filed	Timely NOCs	Compliance
CA384 XL INSURANCE	*	*	*	*	*	*
Total	*	*	*	*	*	*
XL INSURANCE TPA Administered Claims						
CA117 COTTINGHAM & BUTLER CLAIMS SERVICES	No Filings	No Filings	No Filings	1	1	100%
CA190 GALLAGHER BASSETT SERVICES	2	2	100%	No Filings	No Filings	No Filings
CA300 SEDGWICK CLAIMS MANAGEMENT SERVICES	No Filings	No Filings	No Filings	1	0	0%
TPA Total	2	2	100% ▲	2	1	50% ▼
XL INSURANCE Group Total	2	2	100% ▲	2	1	50% ▼
YORK RISK SERVICES	MOPs Filed	Timely MOPs	Compliance	NOCs Filed	Timely NOCs	Compliance
CA340 YORK RISK SERVICES	1	0	0%	No Filings	No Filings	No Filings
Total	1	0	0% ▼	No Filings	No Filings	No Filings
YORK RISK SERVICES Group Total	1	0	0% ▼	No Filings	No Filings	No Filings
ZURICH INSURANCE	MOPs Filed	Timely MOPs	Compliance	NOCs Filed	Timely NOCs	Compliance
CA021 AMERICAN GUARANTEE & LIABILITY	1	1	100%	1	1	100%
CA022 AMERICAN ZURICH	3	2	67%	4	2	50%
CA400 ZURICH AMERICAN INSURANCE	1	1	100%	No Filings	No Filings	No Filings
CA404 ZURICH AMERICAN INSURANCE COMPANY OF ILLINOIS	*	*	*	*	*	*
Total	5	4	80% ▼	5	3	60% ▼
ZURICH INSURANCE TPA Administered Claims						
CA040 BROADSPIRE SERVICES	No Filings	No Filings	No Filings	1	0	0%
CA080 CHESTERFIELD SERVICES	1	1	100%	No Filings	No Filings	No Filings
CA116 CORVEL ENTERPRISE COMP	4	3	75%	No Filings	No Filings	No Filings
CA117 COTTINGHAM & BUTLER CLAIMS SERVICES	4	1	25%	No Filings	No Filings	No Filings
CA417 CREATIVE RISK SOLUTIONS	2	1	50%	No Filings	No Filings	No Filings
CA160 ESIS	1	0	0%	No Filings	No Filings	No Filings
CA190 GALLAGHER BASSETT SERVICES	8	6	75%	2	1	50%
CA300 SEDGWICK CLAIMS MANAGEMENT SERVICES	2	1	50%	No Filings	No Filings	No Filings
TPA Total	22	13	59% ▼	3	1	33% ▼
ZURICH INSURANCE Group Total	27	17	63% ▼	8	4	50% ▼

Appendix C

**Insurance Group Compliance
Wage Statement and Fringe Benefit Form Filings
Second Quarter
4/1/2022-6/30/2022**

INSURANCE GROUP COMPLIANCE
Wage Statements and Fringe Benefit Forms
Second Quarter
4/1/2022 - 6/30/2022

Insurance Company	Total Wage Statement(s) Due	Wage Statement(s) Filed Timely	Compliance Percentage	Total Fringe Benefit Form(s) Due	Fringe Benefit Form(s) Filed Timely	Compliance Percentage
ACADIA INSURANCE	Wage(s) Due	Timely Wage(s)	Compliance	Fringe(s) Due	Timely Fringe(s)	Compliance
CA010 ACADIA INSURANCE	33	32	97%	33	31	94%
Total	33	32	97% ▲	33	31	94% ▲
ACADIA INSURANCE Group Total	33	32	97% ▲	33	31	94% ▲
ACCIDENT FUND INSURANCE	Wage(s) Due	Timely Wage(s)	Compliance	Fringe(s) Due	Timely Fringe(s)	Compliance
ACCIDENT FUND INSURANCE	*	*	*	*	*	*
Total	*	*	*	*	*	*
ACCIDENT FUND INSURANCE TPA Administered Claims						
CA190 GALLAGHER BASSETT SERVICES	5	2	40%	5	3	60%
TPA Total	5	2	40% ▼	5	3	60% ▼
ACCIDENT FUND INSURANCE Group Total	5	2	40% ▼	5	3	60% ▼
AIG INSURANCE	Wage(s) Due	Timely Wage(s)	Compliance	Fringe(s) Due	Timely Fringe(s)	Compliance
CA015 AIG CLAIMS, INC	2	0	0%	2	0	0%
Total	2	0	0% ▼	2	0	0% ▼
AIG INSURANCE TPA Administered Claims						
CA040 BROADSPIRE SERVICES	1	1	100%	1	1	100%
CA070 CANNON COCHRAN MANAGEMENT SERVICES	1	1	100%	1	1	100%
CA160 ESIS	6	1	17%	6	0	0%
CA190 GALLAGHER BASSETT SERVICES	21	18	86%	21	18	86%
CA204 HELMSMAN MANAGEMENT SERVICES	45	28	62%	45	28	62%
CA300 SEDGWICK CLAIMS MANAGEMENT SERVICES	81	71	88%	81	74	91%
TPA Total	155	120	77% ▲	155	122	79% ▲
AIG INSURANCE Group Total	157	120	76% ▲	157	122	78% ▲
AIM MUTUAL GROUP	Wage(s) Due	Timely Wage(s)	Compliance	Fringe(s) Due	Timely Fringe(s)	Compliance
CA472 AIM MUTUAL INSURANCE	3	1	33%	3	1	33%
Total	3	1	33% ▼	3	1	33% ▼
AIM MUTUAL GROUP Group Total	3	1	33% ▼	3	1	33% ▼
AMERICAN FINANCIAL GROUP	Wage(s) Due	Timely Wage(s)	Compliance	Fringe(s) Due	Timely Fringe(s)	Compliance
CA192 GREAT AMERICAN ALLIANCE	*	*	*	*	*	*
CA267 NATIONAL INTERSTATE INSURANCE COMPANY	2	2	100%	2	2	100%
Total	2	2	100% ▲	2	2	100% ▲
AMERICAN FINANCIAL GROUP Group Total	2	2	100% ▲	2	2	100% ▲

INSURANCE GROUP COMPLIANCE
 Wage Statements and Fringe Benefit Forms
 Second Quarter
 4/1/2022 - 6/30/2022

Insurance Company	Total Wage Statement(s) Due	Wage Statement(s) Filed Timely	Compliance Percentage	Total Fringe Benefit Form(s) Due	Fringe Benefit Form(s) Filed Timely	Compliance Percentage
AMERISURE INSURANCE	Wage(s) Due	Timely Wage(s)	Compliance	Fringe(s) Due	Timely Fringe(s)	Compliance
CA013 AMERISURE INSURANCE	*	*	*	*	*	*
Total	*	*	*	*	*	*
AMERISURE INSURANCE TPA Administered Claims						
CA190 GALLAGHER BASSETT SERVICES	1	1	100%	1	1	100%
TPA Total	1	1	100% ▲	1	1	100% ▲
AMERISURE INSURANCE Group Total	1	1	100% ▲	1	1	100% ▲
AMTRUST INSURANCE	Wage(s) Due	Timely Wage(s)	Compliance	Fringe(s) Due	Timely Fringe(s)	Compliance
CA342 TECHNOLOGY INSURANCE	1	1	100%	1	0	0%
CA381 WESCO INSURANCE	6	0	0%	6	0	0%
Total	7	1	14% ▼	7	0	0% ▼
AMTRUST INSURANCE Group Total	7	1	14% ▼	7	0	0% ▼
ARCH INSURANCE	Wage(s) Due	Timely Wage(s)	Compliance	Fringe(s) Due	Timely Fringe(s)	Compliance
ARCH INSURANCE	*	*	*	*	*	*
Total	*	*	*	*	*	*
ARCH INSURANCE TPA Administered Claims						
CA040 BROADSPIRE SERVICES	2	0	0%	2	1	50%
CA116 CORVEL ENTERPRISE COMP	3	3	100%	3	3	100%
CA117 COTTINGHAM & BUTLER CLAIMS SERVICES	2	2	100%	2	1	50%
CA190 GALLAGHER BASSETT SERVICES	2	2	100%	2	2	100%
CA300 SEDGWICK CLAIMS MANAGEMENT SERVICES	2	0	0%	2	0	0%
TPA Total	11	7	64% ▼	11	7	64% ▼
ARCH INSURANCE Group Total	11	7	64% ▼	11	7	64% ▼
ARGONAUT GROUP	Wage(s) Due	Timely Wage(s)	Compliance	Fringe(s) Due	Timely Fringe(s)	Compliance
CA020 ARGONAUT INSURANCE	2	1	50%	2	0	0%
Total	2	1	50% ▼	2	0	0% ▼
ARGONAUT GROUP Group Total	2	1	50% ▼	2	0	0% ▼
BATH IRON WORKS	Wage(s) Due	Timely Wage(s)	Compliance	Fringe(s) Due	Timely Fringe(s)	Compliance
CA036 BATH IRON WORKS	14	11	79%	14	10	71%
Total	14	11	79% ▲	14	10	71% ▼
BATH IRON WORKS Group Total	14	11	79% ▲	14	10	71% ▼
BERKSHIRE HATHAWAY INSURANCE	Wage(s) Due	Timely Wage(s)	Compliance	Fringe(s) Due	Timely Fringe(s)	Compliance
CA114 BERKSHIRE HATHAWAY HOMESTATE INSURANCE	2	0	0%	2	0	0%
Total	2	0	0% ▼	2	0	0% ▼
BERKSHIRE HATHAWAY INSURANCE Group Total	2	0	0% ▼	2	0	0% ▼

INSURANCE GROUP COMPLIANCE
Wage Statements and Fringe Benefit Forms
Second Quarter
4/1/2022 - 6/30/2022

Insurance Company	Total Wage Statement(s) Due	Wage Statement(s) Filed Timely	Compliance Percentage	Total Fringe Benefit Form(s) Due	Fringe Benefit Form(s) Filed Timely	Compliance Percentage
BROADSPIRE SERVICES	Wage(s) Due	Timely Wage(s)	Compliance	Fringe(s) Due	Timely Fringe(s)	Compliance
CA040 BROADSPIRE SERVICES	13	7	54%	13	8	62%
Total	13	7	54% ▼	13	8	62% ▼
BROADSPIRE SERVICES Group Total	13	7	54% ▼	13	8	62% ▼
CANNON COCHRAN MANAGEMENT SERVICES	Wage(s) Due	Timely Wage(s)	Compliance	Fringe(s) Due	Timely Fringe(s)	Compliance
CA070 CANNON COCHRAN MANAGEMENT SERVICES	30	25	83%	30	25	83%
Total	30	25	83% ▲	30	25	83% ▲
CANNON COCHRAN MANAGEMENT SERVICES Group Total	30	25	83% ▲	30	25	83% ▲
CAROLINA CASULTY INSURANCE	Wage(s) Due	Timely Wage(s)	Compliance	Fringe(s) Due	Timely Fringe(s)	Compliance
CAROLINA CASULTY INSURANCE	*	*	*	*	*	*
Total	*	*	*	*	*	*
CAROLINA CASULTY INSURANCE TPA Administered Claims	Wage(s) Due	Timely Wage(s)	Compliance	Fringe(s) Due	Timely Fringe(s)	Compliance
CA190 GALLAGHER BASSETT SERVICES	3	1	33%	3	2	67%
TPA Total	3	1	33% ▼	3	2	67% ▼
CAROLINA CASULTY INSURANCE Group Total	3	1	33% ▼	3	2	67% ▼
CHUBB INSURANCE	Wage(s) Due	Timely Wage(s)	Compliance	Fringe(s) Due	Timely Fringe(s)	Compliance
ACE AMERICAN INSURANCE COMPANY	*	*	*	*	*	*
ACE INSURANCE	*	*	*	*	*	*
CA046 CHUBB INSURANCE	*	*	*	*	*	*
CA090 FEDERAL INSURANCE	*	*	*	*	*	*
INDEMNITY INS CO OF NORTH AMERICA	*	*	*	*	*	*
Total	*	*	*	*	*	*
CHUBB INSURANCE TPA Administered Claims	Wage(s) Due	Timely Wage(s)	Compliance	Fringe(s) Due	Timely Fringe(s)	Compliance
CA070 CANNON COCHRAN MANAGEMENT SERVICES	1	1	100%	1	1	100%
CA110 CONSTITUTION STATE SERVICES	4	2	50%	4	1	25%
CA116 CORVEL ENTERPRISE COMP	15	11	73%	15	11	73%
CA160 ESIS	10	1	10%	10	1	10%
CA190 GALLAGHER BASSETT SERVICES	31	23	74%	31	27	87%
CA300 SEDGWICK CLAIMS MANAGEMENT SERVICES	39	37	95%	39	37	95%
CA340 YORK RISK SERVICES	1	0	0%	1	0	0%
TPA Total	101	75	74% ▼	101	78	77% ▲
CHUBB INSURANCE Group Total	101	75	74% ▼	101	78	77% ▲
CINCINNATI INSURANCE	Wage(s) Due	Timely Wage(s)	Compliance	Fringe(s) Due	Timely Fringe(s)	Compliance
CA438 CINCINNATI INSURANCE	2	1	50%	2	0	0%
Total	2	1	50% ▼	2	0	0% ▼
CINCINNATI INSURANCE Group Total	2	1	50% ▼	2	0	0% ▼

INSURANCE GROUP COMPLIANCE
Wage Statements and Fringe Benefit Forms
Second Quarter
4/1/2022 - 6/30/2022

Insurance Company	Total Wage Statement(s) Due	Wage Statement(s) Filed Timely	Compliance Percentage	Total Fringe Benefit Form(s) Due	Fringe Benefit Form(s) Filed Timely	Compliance Percentage
CNA INSURANCE	Wage(s) Due	Timely Wage(s)	Compliance	Fringe(s) Due	Timely Fringe(s)	Compliance
CA017 AMERICAN CASUALTY COMPANY OF READING PA	*	*	*	*	*	*
CA083 CNA CLAIMS PLUS	2	1	50%	2	1	50%
CA050 CONTINENTAL CASUALTY	*	*	*	*	*	*
CA087 THE CONTINENTAL INSURANCE	*	*	*	*	*	*
Total	2	1	50% ▼	2	1	50% ▼
CNA INSURANCE TPA Administered Claims						
CA040 BROADSPIRE SERVICES	1	0	0%	1	0	0%
TPA Total	1	0	0% ▼	1	0	0% ▼
CNA INSURANCE Group Total	3	1	33% ▼	3	1	33% ▼
CONSTITUTION STATE SERVICES	Wage(s) Due	Timely Wage(s)	Compliance	Fringe(s) Due	Timely Fringe(s)	Compliance
CA110 CONSTITUTION STATE SERVICES	10	4	40%	10	2	20%
Total	10	4	40% ▼	10	2	20% ▼
CONSTITUTION STATE SERVICES Group Total	10	4	40% ▼	10	2	20% ▼
CONTINENTAL WESTERN INSURANCE	Wage(s) Due	Timely Wage(s)	Compliance	Fringe(s) Due	Timely Fringe(s)	Compliance
CA073 CONTINENTAL WESTERN INSURANCE	1	0	0%	1	0	0%
Total	1	0	0% ▼	1	0	0% ▼
CONTINENTAL WESTERN INSURANCE Group Total	1	0	0% ▼	1	0	0% ▼
CORVEL ENTERPRISE COMP	Wage(s) Due	Timely Wage(s)	Compliance	Fringe(s) Due	Timely Fringe(s)	Compliance
CA116 CORVEL ENTERPRISE COMP	38	30	79%	38	30	79%
Total	38	30	79% ▲	38	30	79% ▲
CORVEL ENTERPRISE COMP Group Total	38	30	79% ▲	38	30	79% ▲
COTTINGHAM & BUTLER CLAIMS SERVICES	Wage(s) Due	Timely Wage(s)	Compliance	Fringe(s) Due	Timely Fringe(s)	Compliance
CA117 COTTINGHAM & BUTLER CLAIMS SERVICES	5	4	80%	5	3	60%
Total	5	4	80% ▲	5	3	60% ▼
COTTINGHAM & BUTLER CLAIMS SERVICES Group Total	5	4	80% ▲	5	3	60% ▼
CREATIVE RISK SOLUTIONS	Wage(s) Due	Timely Wage(s)	Compliance	Fringe(s) Due	Timely Fringe(s)	Compliance
CA417 CREATIVE RISK SOLUTIONS	1	1	100%	1	0	0%
Total	1	1	100% ▲	1	0	0% ▼
CREATIVE RISK SOLUTIONS Group Total	1	1	100% ▲	1	0	0% ▼
CROSS INSURANCE	Wage(s) Due	Timely Wage(s)	Compliance	Fringe(s) Due	Timely Fringe(s)	Compliance
CA093 CROSS INSURANCE	361	326	90%	361	327	91%
Total	361	326	90% ▲	361	327	91% ▲
CROSS INSURANCE Group Total	361	326	90% ▲	361	327	91% ▲

INSURANCE GROUP COMPLIANCE
Wage Statements and Fringe Benefit Forms
Second Quarter
4/1/2022 - 6/30/2022

Insurance Company	Total Wage Statement(s) Due	Wage Statement(s) Filed Timely	Compliance Percentage	Total Fringe Benefit Form(s) Due	Fringe Benefit Form(s) Filed Timely	Compliance Percentage
EASTERN ALLIANCE INSURANCE	Wage(s) Due	Timely Wage(s)	Compliance	Fringe(s) Due	Timely Fringe(s)	Compliance
CA141 EASTERN ALLIANCE INSURANCE	20	16	80%	20	14	70%
Total	20	16	80% ▲	20	14	70% ▼
EASTERN ALLIANCE INSURANCE Group Total	20	16	80% ▲	20	14	70% ▼
ELECTRIC INSURANCE	Wage(s) Due	Timely Wage(s)	Compliance	Fringe(s) Due	Timely Fringe(s)	Compliance
CA150 ELECTRIC INSURANCE	*	*	*	*	*	*
Total	*	*	*	*	*	*
ELECTRIC INSURANCE TPA Administered Claims	Wage(s) Due	Timely Wage(s)	Compliance	Fringe(s) Due	Timely Fringe(s)	Compliance
CA300 SEDGWICK CLAIMS MANAGEMENT SERVICES	5	5	100%	5	5	100%
TPA Total	5	5	100% ▲	5	5	100% ▲
ELECTRIC INSURANCE Group Total	5	5	100% ▲	5	5	100% ▲
ESIS	Wage(s) Due	Timely Wage(s)	Compliance	Fringe(s) Due	Timely Fringe(s)	Compliance
CA160 ESIS	17	3	18%	17	1	6%
Total	17	3	18% ▼	17	1	6% ▼
ESIS Group Total	17	3	18% ▼	17	1	6% ▼
EVEREST REINS HOLDINGS GROUP	Wage(s) Due	Timely Wage(s)	Compliance	Fringe(s) Due	Timely Fringe(s)	Compliance
EVEREST REINS HOLDINGS	*	*	*	*	*	*
Total	*	*	*	*	*	*
EVEREST REINS HOLDINGS GROUP TPA Administered Claims	Wage(s) Due	Timely Wage(s)	Compliance	Fringe(s) Due	Timely Fringe(s)	Compliance
CA190 GALLAGHER BASSETT SERVICES	3	2	67%	3	2	67%
CA300 SEDGWICK CLAIMS MANAGEMENT SERVICES	1	1	100%	1	1	100%
TPA Total	4	3	75% ▲	4	3	75% ▼
EVEREST REINS HOLDINGS GROUP Group Total	4	3	75% ▲	4	3	75% ▼
FAIRFAX FINANCIAL GROUP	Wage(s) Due	Timely Wage(s)	Compliance	Fringe(s) Due	Timely Fringe(s)	Compliance
CA257 NORTH RIVER INSURANCE	*	*	*	*	*	*
CA375 UNITED STATES FIRE INSURANCE	*	*	*	*	*	*
Total	*	*	*	*	*	*
FAIRFAX FINANCIAL GROUP TPA Administered Claims	Wage(s) Due	Timely Wage(s)	Compliance	Fringe(s) Due	Timely Fringe(s)	Compliance
CA040 BROADSPIRE SERVICES	1	1	100%	1	1	100%
TPA Total	1	1	100% ▲	1	1	100% ▲
FAIRFAX FINANCIAL GROUP Group Total	1	1	100% ▲	1	1	100% ▲
FEDERATED MUTUAL INSURANCE	Wage(s) Due	Timely Wage(s)	Compliance	Fringe(s) Due	Timely Fringe(s)	Compliance
CA091 FEDERATED MUTUAL INSURANCE	3	1	33%	3	0	0%
Total	3	1	33% ▼	3	0	0% ▼
FEDERATED MUTUAL INSURANCE Group Total	3	1	33% ▼	3	0	0% ▼

INSURANCE GROUP COMPLIANCE
Wage Statements and Fringe Benefit Forms
Second Quarter
4/1/2022 - 6/30/2022

Insurance Company	Total Wage Statement(s) Due	Wage Statement(s) Filed Timely	Compliance Percentage	Total Fringe Benefit Form(s) Due	Fringe Benefit Form(s) Filed Timely	Compliance Percentage
FUTURECOMP	Wage(s) Due	Timely Wage(s)	Compliance	Fringe(s) Due	Timely Fringe(s)	Compliance
CA175 FUTURECOMP	22	20	91%	22	21	95%
Total	22	20	91% ▲	22	21	95% ▲
FUTURECOMP Group Total	22	20	91% ▲	22	21	95% ▲
GALLAGHER BASSETT SERVICES	Wage(s) Due	Timely Wage(s)	Compliance	Fringe(s) Due	Timely Fringe(s)	Compliance
CA190 GALLAGHER BASSETT SERVICES	129	89	69%	129	95	74%
Total	129	89	69% ▼	129	95	74% ▼
GALLAGHER BASSETT SERVICES Group Total	129	89	69% ▼	129	95	74% ▼
GUARD INSURANCE	Wage(s) Due	Timely Wage(s)	Compliance	Fringe(s) Due	Timely Fringe(s)	Compliance
CA019 AMGUARD INSURANCE	4	0	0%	4	0	0%
CA140 EASTGUARD INSURANCE	1	0	0%	1	0	0%
CA272 NORGUARD INSURANCE	*	*	*	*	*	*
Total	5	0	0% ▼	5	0	0% ▼
GUARD INSURANCE Group Total	5	0	0% ▼	5	0	0% ▼
HANNAFORD BROTHERS	Wage(s) Due	Timely Wage(s)	Compliance	Fringe(s) Due	Timely Fringe(s)	Compliance
CA201 HANNAFORD BROTHERS	36	15	42%	36	13	36%
Total	36	15	42% ▼	36	13	36% ▼
HANNAFORD BROTHERS Group Total	36	15	42% ▼	36	13	36% ▼
HANOVER INSURANCE	Wage(s) Due	Timely Wage(s)	Compliance	Fringe(s) Due	Timely Fringe(s)	Compliance
CA430 ALLMERICA FINANCIAL ALLIANCE	1	1	100%	1	1	100%
CA048 CITIZENS INSURANCE COMPANY OF AMERICA	2	1	50%	2	0	0%
CA202 HANOVER INSURANCE	1	1	100%	1	1	100%
CA228 MASSACHUSETTS BAY INSURANCE	1	0	0%	1	0	0%
Total	5	3	60% ▼	5	2	40% ▼
HANOVER INSURANCE Group Total	5	3	60% ▼	5	2	40% ▼

INSURANCE GROUP COMPLIANCE
Wage Statements and Fringe Benefit Forms
Second Quarter
4/1/2022 - 6/30/2022

Insurance Company	Total Wage Statement(s) Due	Wage Statement(s) Filed Timely	Compliance Percentage	Total Fringe Benefit Form(s) Due	Fringe Benefit Form(s) Filed Timely	Compliance Percentage
HARTFORD INSURANCE	Wage(s) Due	Timely Wage(s)	Compliance	Fringe(s) Due	Timely Fringe(s)	Compliance
CA188 HARTFORD ACCIDENT & INDEMNITY	1	0	0%	1	0	0%
CA185 HARTFORD CASUALTY INSURANCE	3	3	100%	3	3	100%
CA203 HARTFORD FIRE INSURANCE	2	2	100%	2	2	100%
CA187 HARTFORD UNDERWRITERS INSURANCE	3	2	67%	3	3	100%
CA288 PROPERTY & CASUALTY INSURANCE COMPANY OF HARTFORD	5	3	60%	5	3	60%
CA296 SENTINEL INSURANCE	1	1	100%	1	1	100%
CA319 TRUMBULL INSURANCE	1	1	100%	1	1	100%
CA321 TWIN CITY FIRE INSURANCE	2	2	100%	2	2	100%
Total	18	14	78% ▲	18	15	83% ▲
HARTFORD INSURANCE TPA Administered Claims						
CA070 CANNON COCHRAN MANAGEMENT SERVICES	1	0	0%	1	0	0%
CA116 CORVEL ENTERPRISE COMP	1	0	0%	1	0	0%
TPA Total	2	0	0% ▼	2	0	0% ▼
HARTFORD INSURANCE Group Total	20	14	70% ▼	20	15	75% ▼
HELMSMAN MANAGEMENT SERVICES	Wage(s) Due	Timely Wage(s)	Compliance	Fringe(s) Due	Timely Fringe(s)	Compliance
CA204 HELMSMAN MANAGEMENT SERVICES	48	30	63%	48	30	63%
Total	48	30	63% ▼	48	30	63% ▼
HELMSMAN MANAGEMENT SERVICES Group Total	48	30	63% ▼	48	30	63% ▼
LIBERTY MUTUAL INSURANCE	Wage(s) Due	Timely Wage(s)	Compliance	Fringe(s) Due	Timely Fringe(s)	Compliance
CA003 AMERICAN FIRE & CASUALTY INSURANCE	1	1	100%	1	1	100%
CA380 EMPLOYERS INSURANCE OF WAUSAU	1	0	0%	1	0	0%
CA210 LIBERTY MUTUAL INSURANCE	44	37	84%	44	35	80%
Total	46	38	83% ▲	46	36	78% ▲
LIBERTY MUTUAL INSURANCE Group Total	46	38	83% ▲	46	36	78% ▲
MAINE AUTOMOBILE DEALERS ASSOCIATION	Wage(s) Due	Timely Wage(s)	Compliance	Fringe(s) Due	Timely Fringe(s)	Compliance
CA220 MAINE AUTOMOBILE DEALERS ASSOCIATION	1	0	0%	1	0	0%
Total	1	0	0% ▼	1	0	0% ▼
MAINE AUTOMOBILE DEALERS ASSOCIATION Group Total	1	0	0% ▼	1	0	0% ▼
MAINE EMPLOYERS' MUTUAL INSURANCE	Wage(s) Due	Timely Wage(s)	Compliance	Fringe(s) Due	Timely Fringe(s)	Compliance
CA260 MAINE EMPLOYERS' MUTUAL INSURANCE	574	210	37%	574	206	36%
Total	574	210	37% ▼	574	206	36% ▼
MAINE EMPLOYERS' MUTUAL INSURANCE Group Total	574	210	37% ▼	574	206	36% ▼

INSURANCE GROUP COMPLIANCE
 Wage Statements and Fringe Benefit Forms
 Second Quarter
 4/1/2022 - 6/30/2022

Insurance Company	Total Wage Statement(s) Due	Wage Statement(s) Filed Timely	Compliance Percentage	Total Fringe Benefit Form(s) Due	Fringe Benefit Form(s) Filed Timely	Compliance Percentage
MAINE HEALTHCARE ASSOCIATION	Wage(s) Due	Timely Wage(s)	Compliance	Fringe(s) Due	Timely Fringe(s)	Compliance
CA234 MAINE HEALTHCARE ASSOCIATION	16	15	94%	16	15	94%
Total	16	15	94% ▲	16	15	94% ▲
MAINE HEALTHCARE ASSOCIATION Group Total	16	15	94% ▲	16	15	94% ▲
MAINE MOTOR TRANSPORT ASSOCIATION	Wage(s) Due	Timely Wage(s)	Compliance	Fringe(s) Due	Timely Fringe(s)	Compliance
CA230 MAINE MOTOR TRANSPORT ASSOCIATION	16	15	94%	16	15	94%
Total	16	15	94% ▲	16	15	94% ▲
MAINE MOTOR TRANSPORT ASSOCIATION Group Total	16	15	94% ▲	16	15	94% ▲
MAINE MUNICIPAL ASSOCIATION	Wage(s) Due	Timely Wage(s)	Compliance	Fringe(s) Due	Timely Fringe(s)	Compliance
CA225 MAINE MUNICIPAL ASSOCIATION	105	91	87%	105	91	87%
Total	105	91	87% ▲	105	91	87% ▲
MAINE MUNICIPAL ASSOCIATION Group Total	105	91	87% ▲	105	91	87% ▲
MAINE SCHOOL MANAGEMENT ASSOCIATION	Wage(s) Due	Timely Wage(s)	Compliance	Fringe(s) Due	Timely Fringe(s)	Compliance
CA250 MAINE SCHOOL MANAGEMENT ASSOCIATION	40	30	75%	40	30	75%
Total	40	30	75% ▲	40	30	75% ▼
MAINE SCHOOL MANAGEMENT ASSOCIATION Group Total	40	30	75% ▲	40	30	75% ▼
MARKEL CORP GROUP	Wage(s) Due	Timely Wage(s)	Compliance	Fringe(s) Due	Timely Fringe(s)	Compliance
STATE NATIONAL INSURANCE	*	*	*	*	*	*
Total	*	*	*	*	*	*
MARKEL CORP GROUP TPA Administered Claims	Wage(s) Due	Timely Wage(s)	Compliance	Fringe(s) Due	Timely Fringe(s)	Compliance
CA070 CANNON COCHRAN MANAGEMENT SERVICES	1	1	100%	1	1	100%
TPA Total	1	1	100% ▲	1	1	100% ▲
MARKEL CORP GROUP Group Total	1	1	100% ▲	1	1	100% ▲
NEXT LEVEL ADMINISTRATOR LLC	Wage(s) Due	Timely Wage(s)	Compliance	Fringe(s) Due	Timely Fringe(s)	Compliance
CA433 NEXT LEVEL ADMINISTRATORS LLC	1	1	100%	1	1	100%
Total	1	1	100% ▲	1	1	100% ▲
NEXT LEVEL ADMINISTRATOR LLC Group Total	1	1	100% ▲	1	1	100% ▲

INSURANCE GROUP COMPLIANCE
 Wage Statements and Fringe Benefit Forms
 Second Quarter
 4/1/2022 - 6/30/2022

Insurance Company	Total Wage Statement(s) Due	Wage Statement(s) Filed Timely	Compliance Percentage	Total Fringe Benefit Form(s) Due	Fringe Benefit Form(s) Filed Timely	Compliance Percentage
OLD REPUBLIC INSURANCE	Wage(s) Due	Timely Wage(s)	Compliance	Fringe(s) Due	Timely Fringe(s)	Compliance
OLD REPUBLIC GENERAL INSURANCE CORP.	*	*	*	*	*	*
OLD REPUBLIC INSURANCE	*	*	*	*	*	*
Total	*	*	*	*	*	*
OLD REPUBLIC INSURANCE TPA Administered Claims						
CA070 CANNON COCHRAN MANAGEMENT SERVICES	2	1	50%	2	1	50%
CA110 CONSTITUTION STATE SERVICES	1	0	0%	1	0	0%
CA116 CORVEL ENTERPRISE COMP	5	5	100%	5	5	100%
CA190 GALLAGHER BASSETT SERVICES	5	2	40%	5	2	40%
CA204 HELMSMAN MANAGEMENT SERVICES	1	0	0%	1	0	0%
CA300 SEDGWICK CLAIMS MANAGEMENT SERVICES	7	6	86%	7	5	71%
TPA Total	21	14	67% ▼	21	13	62% ▼
OLD REPUBLIC INSURANCE Group Total	21	14	67% ▼	21	13	62% ▼
PENNSYLVANIA MFG ASSN	Wage(s) Due	Timely Wage(s)	Compliance	Fringe(s) Due	Timely Fringe(s)	Compliance
MANUFACTURERS ALLIANCE INSURANCE	*	*	*	*	*	*
PENNSYLVANIA MFG ASSN	*	*	*	*	*	*
PENNSYLVANIA MFG INDEMNITY CO	*	*	*	*	*	*
Total	*	*	*	*	*	*
PENNSYLVANIA MFG ASSN TPA Administered Claims						
CA190 GALLAGHER BASSETT SERVICES	6	4	67%	6	5	83%
TPA Total	6	4	67% ▼	6	5	83% ▲
PENNSYLVANIA MFG ASSN Group Total	6	4	67% ▼	6	5	83% ▲
PROTECTIVE INSURANCE	Wage(s) Due	Timely Wage(s)	Compliance	Fringe(s) Due	Timely Fringe(s)	Compliance
CA277 PROTECTIVE INSURANCE COMPANY	*	*	*	*	*	*
Total	*	*	*	*	*	*
PROTECTIVE INSURANCE TPA Administered Claims						
CA040 BROADSPIRE SERVICES	2	0	0%	2	0	0%
TPA Total	2	0	0% ▼	2	0	0% ▼
PROTECTIVE INSURANCE Group Total	2	0	0% ▼	2	0	0% ▼
QBE INSURANCE GROUP	Wage(s) Due	Timely Wage(s)	Compliance	Fringe(s) Due	Timely Fringe(s)	Compliance
CA268 NORTH AMERICAN RISK SERVICES	*	*	*	*	*	*
Total	*	*	*	*	*	*
QBE INSURANCE GROUP TPA Administered Claims						
CA300 SEDGWICK CLAIMS MANAGEMENT SERVICES	1	1	100%	1	1	100%
TPA Total	1	1	100% ▲	1	1	100% ▲
QBE INSURANCE GROUP Group Total	1	1	100% ▲	1	1	100% ▲

INSURANCE GROUP COMPLIANCE
Wage Statements and Fringe Benefit Forms
Second Quarter
4/1/2022 - 6/30/2022

Insurance Company	Total Wage Statement(s) Due	Wage Statement(s) Filed Timely	Compliance Percentage	Total Fringe Benefit Form(s) Due	Fringe Benefit Form(s) Filed Timely	Compliance Percentage
SAFETY NATIONAL CASUALTY CORP	Wage(s) Due	Timely Wage(s)	Compliance	Fringe(s) Due	Timely Fringe(s)	Compliance
SAFETY NATIONAL CASUALTY CORP	*	*	*	*	*	*
Total	*	*	*	*	*	*
SAFETY NATIONAL CASUALTY CORP TPA Administered Claims						
CA040 BROADSPIRE SERVICES	2	2	100%	2	2	100%
CA110 CONSTITUTION STATE SERVICES	1	1	100%	1	0	0%
CA116 CORVEL ENTERPRISE COMP	3	1	33%	3	1	33%
CA190 GALLAGHER BASSETT SERVICES	6	4	67%	6	3	50%
CA300 SEDGWICK CLAIMS MANAGEMENT SERVICES	10	10	100%	10	9	90%
TPA Total	22	18	82% ▲	22	15	68% ▼
SAFETY NATIONAL CASUALTY CORP Group Total	22	18	82% ▲	22	15	68% ▼
SEDGWICK CLAIMS MANAGEMENT SERVICES	Wage(s) Due	Timely Wage(s)	Compliance	Fringe(s) Due	Timely Fringe(s)	Compliance
CA300 SEDGWICK CLAIMS MANAGEMENT SERVICES	176	152	86%	176	156	89%
Total	176	152	86% ▲	176	156	89% ▲
SEDGWICK CLAIMS MANAGEMENT SERVICES Group Total	176	152	86% ▲	176	156	89% ▲
SENTRY INSURANCE	Wage(s) Due	Timely Wage(s)	Compliance	Fringe(s) Due	Timely Fringe(s)	Compliance
CA426 MIDDLESEX INSURANCE COMPANY	2	1	50%	2	1	50%
CA402 SENTRY CASUALTY	6	5	83%	6	5	83%
CA305 SENTRY INSURANCE	3	3	100%	3	3	100%
Total	11	9	82% ▲	11	9	82% ▲
SENTRY INSURANCE Group Total	11	9	82% ▲	11	9	82% ▲
SERVICE AMERICAN INDEMNITY	Wage(s) Due	Timely Wage(s)	Compliance	Fringe(s) Due	Timely Fringe(s)	Compliance
SERVICE AMERICAN INDEMNITY	*	*	*	*	*	*
Total	*	*	*	*	*	*
SERVICE AMERICAN INDEMNITY TPA Administered Claims						
CA040 BROADSPIRE SERVICES	3	2	67%	3	2	67%
TPA Total	3	2	67% ▼	3	2	67% ▼
SERVICE AMERICAN INDEMNITY Group Total	3	2	67% ▼	3	2	67% ▼
SOMPO JAPAN INSURANCE	Wage(s) Due	Timely Wage(s)	Compliance	Fringe(s) Due	Timely Fringe(s)	Compliance
SOMPO JAPAN INSURANCE COMPANY OF AMERICA	*	*	*	*	*	*
Total	*	*	*	*	*	*
SOMPO JAPAN INSURANCE TPA Administered Claims						
CA190 GALLAGHER BASSETT SERVICES	1	0	0%	1	0	0%
TPA Total	1	0	0% ▼	1	0	0% ▼
SOMPO JAPAN INSURANCE Group Total	1	0	0% ▼	1	0	0% ▼

INSURANCE GROUP COMPLIANCE
Wage Statements and Fringe Benefit Forms
Second Quarter
4/1/2022 - 6/30/2022

Insurance Company	Total Wage Statement(s) Due	Wage Statement(s) Filed Timely	Compliance Percentage	Total Fringe Benefit Form(s) Due	Fringe Benefit Form(s) Filed Timely	Compliance Percentage
STARR INDEMNITY INSURANCE	Wage(s) Due	Timely Wage(s)	Compliance	Fringe(s) Due	Timely Fringe(s)	Compliance
STARR INDEMNITY INSURANCE	*	*	*	*	*	*
Total	*	*	*	*	*	*
STARR INDEMNITY INSURANCE TPA Administered Claims						
CA190 GALLAGHER BASSETT SERVICES	8	6	75%	8	5	63%
CA300 SEDGWICK CLAIMS MANAGEMENT SERVICES	2	1	50%	2	1	50%
TPA Total	10	7	70% ▼	10	6	60% ▼
STARR INDEMNITY INSURANCE Group Total	10	7	70% ▼	10	6	60% ▼
STARSTONE NATIONAL INSURANCE	Wage(s) Due	Timely Wage(s)	Compliance	Fringe(s) Due	Timely Fringe(s)	Compliance
STARSTONE NATIONAL INSURANCE	*	*	*	*	*	*
Total	*	*	*	*	*	*
STARSTONE NATIONAL INSURANCE TPA Administered Claims						
CA070 CANNON COCHRAN MANAGEMENT SERVICES	1	0	0%	1	0	0%
TPA Total	1	0	0% ▼	1	0	0% ▼
STARSTONE NATIONAL INSURANCE Group Total	1	0	0% ▼	1	0	0% ▼
STATE OF MAINE WORKERS' COMPENSATION TRUST	Wage(s) Due	Timely Wage(s)	Compliance	Fringe(s) Due	Timely Fringe(s)	Compliance
CA307 STATE OF MAINE WORKERS' COMPENSATION TRUST	118	112	95%	118	112	95%
Total	118	112	95% ▲	118	112	95% ▲
STATE OF MAINE WORKERS' COMPENSATION TRUST Group Total	118	112	95% ▲	118	112	95% ▲
SYNERNET	Wage(s) Due	Timely Wage(s)	Compliance	Fringe(s) Due	Timely Fringe(s)	Compliance
CA320 SYNERNET	129	98	76%	129	92	71%
Total	129	98	76% ▲	129	92	71% ▼
SYNERNET Group Total	129	98	76% ▲	129	92	71% ▼
TOKIO MARINE INSURANCE	Wage(s) Due	Timely Wage(s)	Compliance	Fringe(s) Due	Timely Fringe(s)	Compliance
CA414 TOKIO MARINE AMERICA INSURANCE	2	0	0%	2	0	0%
Total	2	0	0% ▼	2	0	0% ▼
TOKIO MARINE INSURANCE Group Total	2	0	0% ▼	2	0	0% ▼

INSURANCE GROUP COMPLIANCE
Wage Statements and Fringe Benefit Forms
Second Quarter
4/1/2022 - 6/30/2022

Insurance Company	Total Wage Statement(s) Due	Wage Statement(s) Filed Timely	Compliance Percentage	Total Fringe Benefit Form(s) Due	Fringe Benefit Form(s) Filed Timely	Compliance Percentage
TRAVELERS INSURANCE	Wage(s) Due	Timely Wage(s)	Compliance	Fringe(s) Due	Timely Fringe(s)	Compliance
CA072 CHARTER OAK FIRE INSURANCE	23	9	39%	23	8	35%
CA164 FARMINGTON CASUALTY	2	0	0%	2	0	0%
CA284 PHOENIX INSURANCE	1	1	100%	1	1	100%
CA306 STANDARD FIRE INSURANCE	9	4	44%	9	4	44%
CA347 TRAVELERS CASUALTY & SURETY	1	0	0%	1	0	0%
CA348 TRAVELERS CASUALTY INSURANCE COMPANY OF AMERICA	2	2	100%	2	0	0%
CA349 TRAVELERS COMMERCIAL CASUALTY	1	1	100%	1	1	100%
CA346 TRAVELERS INDEMNITY COMPANY OF AMERICA	1	0	0%	1	0	0%
CA345 TRAVELERS PROPERTY CASUALTY INSURANCE	4	2	50%	4	1	25%
Total	44	19	43% ▼	44	15	34% ▼
TRAVELERS INSURANCE TPA Administered Claims						
CA110 CONSTITUTION STATE SERVICES	4	1	25%	4	1	25%
CA300 SEDGWICK CLAIMS MANAGEMENT SERVICES	1	1	100%	1	1	100%
TPA Total	5	2	40% ▼	5	2	40% ▼
TRAVELERS INSURANCE Group Total	49	21	43% ▼	49	17	35% ▼
TYSON FOODS INC	Wage(s) Due	Timely Wage(s)	Compliance	Fringe(s) Due	Timely Fringe(s)	Compliance
CA435 TYSON FOODS INC	4	0	0%	4	0	0%
Total	4	0	0% ▼	4	0	0% ▼
TYSON FOODS INC Group Total	4	0	0% ▼	4	0	0% ▼
UTICA MUTUAL INSURANCE	Wage(s) Due	Timely Wage(s)	Compliance	Fringe(s) Due	Timely Fringe(s)	Compliance
CA324 UTICA MUTUAL INSURANCE	1	1	100%	1	0	0%
Total	1	1	100% ▲	1	0	0% ▼
UTICA MUTUAL INSURANCE Group Total	1	1	100% ▲	1	0	0% ▼
WALMART CLAIMS SERVICES	Wage(s) Due	Timely Wage(s)	Compliance	Fringe(s) Due	Timely Fringe(s)	Compliance
CA100 WALMART CLAIMS SERVICES	37	17	46%	37	19	51%
Total	37	17	46% ▼	37	19	51% ▼
WALMART CLAIMS SERVICES Group Total	37	17	46% ▼	37	19	51% ▼

INSURANCE GROUP COMPLIANCE
 Wage Statements and Fringe Benefit Forms
 Second Quarter
 4/1/2022 - 6/30/2022

Insurance Company	Total Wage Statement(s) Due	Wage Statement(s) Filed Timely	Compliance Percentage	Total Fringe Benefit Form(s) Due	Fringe Benefit Form(s) Filed Timely	Compliance Percentage
XL INSURANCE	Wage(s) Due	Timely Wage(s)	Compliance	Fringe(s) Due	Timely Fringe(s)	Compliance
CA384 XL INSURANCE	*	*	*	*	*	*
Total	*	*	*	*	*	*
XL INSURANCE TPA Administered Claims						
CA117 COTTINGHAM & BUTLER CLAIMS SERVICES	1	0	0%	1	0	0%
CA190 GALLAGHER BASSETT SERVICES	2	2	100%	2	2	100%
CA300 SEDGWICK CLAIMS MANAGEMENT SERVICES	5	2	40%	5	3	60%
TPA Total	8	4	50% ▼	8	5	63% ▼
XL INSURANCE Group Total	8	4	50% ▼	8	5	63% ▼
YORK RISK SERVICES	Wage(s) Due	Timely Wage(s)	Compliance	Fringe(s) Due	Timely Fringe(s)	Compliance
CA340 YORK RISK SERVICES	1	0	0%	1	0	0%
Total	1	0	0% ▼	1	0	0% ▼
YORK RISK SERVICES Group Total	1	0	0% ▼	1	0	0% ▼
ZURICH INSURANCE	Wage(s) Due	Timely Wage(s)	Compliance	Fringe(s) Due	Timely Fringe(s)	Compliance
CA022 AMERICAN ZURICH	11	8	73%	11	8	73%
CA400 ZURICH AMERICAN INSURANCE	2	2	100%	2	2	100%
Total	13	10	77% ▲	13	10	77% ▲
ZURICH INSURANCE TPA Administered Claims						
CA116 CORVEL ENTERPRISE COMP	5	4	80%	5	4	80%
CA117 COTTINGHAM & BUTLER CLAIMS SERVICES	2	2	100%	2	2	100%
CA417 CREATIVE RISK SOLUTIONS	1	1	100%	1	0	0%
CA160 ESIS	1	1	100%	1	0	0%
CA190 GALLAGHER BASSETT SERVICES	18	9	50%	18	10	56%
CA300 SEDGWICK CLAIMS MANAGEMENT SERVICES	1	0	0%	1	1	100%
TPA Total	28	17	61% ▼	28	17	61% ▼
ZURICH INSURANCE Group Total	41	27	66% ▼	41	27	66% ▼