

MAINE STATE LEGISLATURE

The following document is provided by the
LAW AND LEGISLATIVE DIGITAL LIBRARY
at the Maine State Law and Legislative Reference Library
<http://legislature.maine.gov/lawlib>



Reproduced from electronic originals
(may include minor formatting differences from printed original)



QUARTERLY COMPLIANCE REPORT

STATE OF MAINE
WORKERS' COMPENSATION BOARD

Fourth Quarter 2020
October 1, 2020 - December 31, 2020

Office of Monitoring, Audit &
Enforcement

John C. Rohde
Executive Director

27 State House Station
Augusta, Maine 04333-0027

**State of Maine
Workers' Compensation Board
Quarterly Compliance Report
Fourth Quarter**

Table of Contents

1.	Executive Summary	Pages 1-2
2.	Lost Time First Report of Injury Filings	Page 3
3.	Initial Indemnity Payments	Page 4
4.	Initial Memorandum of Payment Filings	Page 5
5.	Initial Indemnity Notice of Controversy Filings	Page 6
6.	Wage Information	Page 7

Table of Charts

1.	Lost Time First Report of Injury Filings Timeliness Distribution	Page 3
2.	Lost Time First Report of Injury Filings Quarterly Compliance	Page 3
3.	Lost Time First Report of Injury Filings Compliance Trend	Page 3
4.	Initial Indemnity Payments Timeliness Distribution	Page 4
5.	Initial Indemnity Payments Quarterly Compliance	Page 4
6.	Initial Indemnity Payments Compliance Trend	Page 4
7.	Initial Memorandum of Payment Filings Timeliness Distribution	Page 5
8.	Initial Memorandum of Payment Filings Quarterly Compliance	Page 5
9.	Initial Memorandum of Payment Filings Compliance Trend	Page 5
10.	Initial Indemnity Notice of Controversy Filings Timeliness Distribution	Page 6
11.	Initial Indemnity Notice of Controversy Filings Quarterly Compliance	Page 6
12.	Initial Indemnity Notice of Controversy Filings Compliance Trend	Page 6
13.	Wage Statement Timeliness Distribution	Page 7
14.	Fringe Benefits Worksheet(s) Timeliness Distribution	Page 7

Appendices

A.	Insurance Group Compliance	Pages A1-A15
	Lost Time FROI Filings and Initial Indemnity Payments	
B.	Insurance Group Compliance	Pages B1-B15
	Initial MOP and Initial Indemnity NOC Filings	
C.	Insurance Group Compliance	Pages C1-C15
	Wage Statements and Fringe Benefit Form Filings	

Executive Summary

On April 13, 2021, the Maine Workers' Compensation Board of Directors approved the 2020 Fourth Quarter (October 1, 2020 – December 31, 2020) Compliance Report. This report represents the efforts of the Office of Monitoring, Audit and Enforcement and insurers, self-insurers, and third-party administrators (collectively "insurers").

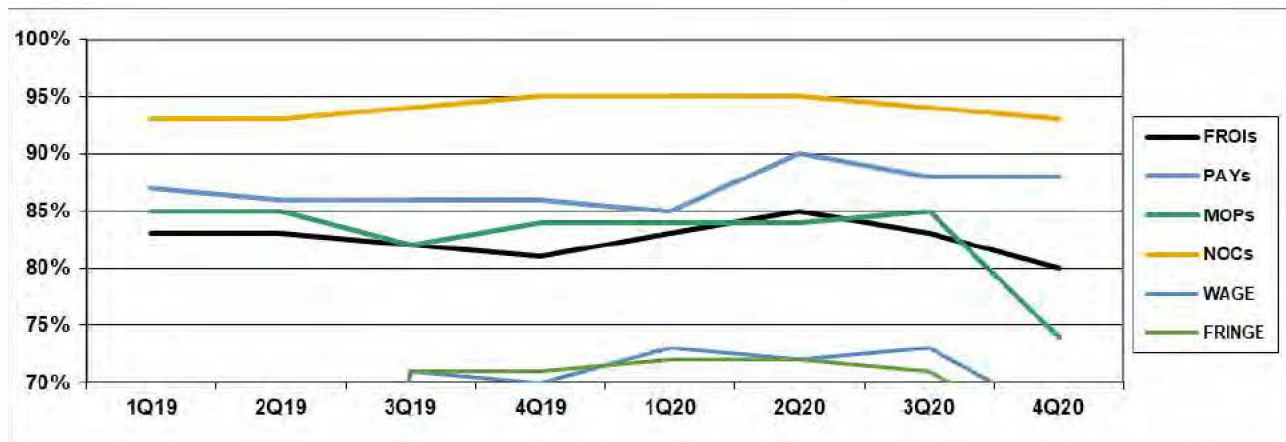
I. COMPLIANCE OVERVIEW

The Reconciliation Report was sent to 104 insurers on January 25, 2021; 86 responded, 12 were not required to respond and 6 did not respond.

The 4Q20 report represents results based upon data received by March 12, 2021. The results are:

	Number of Days	Benchmark	1Q19	2Q19	3Q19	4Q19	1Q20	2Q20	3Q20	4Q20
FROIs	7	85%	83%	83%	82%	81%	83%	85%	83%	80%
PAYs	14	87%	87%	86%	86%	86%	85%	90%	88%	88%
MOPs	17	85%	85%	85%	82%	84%	84%	84%	85%	74%
NOCs	14	90%	93%	93%	94%	95%	95%	95%	94%	93%
WAGE	30	75%	-	-	71%	70%	73%	72%	73%	67%
FRINGE	30	75%	-	-	71%	71%	72%	72%	71%	65%

Compliance Benchmark Tracking



II. CAVEATS & EXPLANATIONS

A. General

- Question marks (“?”) within this report indicate that the insurer did not provide all of the data required to measure compliance in that particular area.

B. Lost Time First Report of Injury (FROI) Filings

- Compliance with this benchmark exists when the FROI is filed (accepted EDI transaction, with or without errors) within 7 days after the employer receives notice or knowledge of an employee injury that has caused the employee to lose a day’s work.

C. Initial Indemnity Payments (PAYs)

- Compliance with this benchmark exists when the check is mailed within the later of (i) 14 days after the employer’s notice or knowledge of incapacity or (ii) the first day of compensability plus 6 days.
- If an employer continues to pay the employee’s salary, payments are deemed timely for purposes of compliance if made consistent with the employer’s usual payroll practice.

D. Initial Memorandum of Payment (MOP) Filings

- Compliance with this benchmark exists when the MOP is received within 17 days of the employer’s notice or knowledge of incapacity.

E. Initial Indemnity Notice of Controversy (NOC) Filings

- Compliance with this benchmark exists when the NOC is filed (accepted EDI transaction, with or without errors) within 14 days after the employer receives notice or knowledge of the incapacity or death. Measurement excludes filings submitted with full denial reason codes 3A-3H (No Coverage).

F. Wage Information

- Compliance with the benchmark (WCB-2 and WCB-2B forms) exists when the wage information is filed within 30 days of the employer receiving notice or knowledge of incapacity.

III. COMPLETED AUDITS

The Board conducts compliance audits of insurers to ensure that all obligations under the Workers’ Compensation Act are met. The functions of the audit program include, but are not limited to: ensuring that all reporting requirements of the Board are met, auditing the timeliness of benefit payments, auditing the accuracy of indemnity payments, evaluating claims-handling techniques, and determining whether claims are unreasonably contested.

There were no audits completed in the 4Q20.

LOST TIME FIRST REPORT OF INJURY FILINGS

Chart 1: Timeliness Distribution



Table 1: Received Within

0-7 Days	3,065	80%
8-14 Days	396	10%
15-29 Days	175	5%
30+ Days	185	5%
? Days	0	0%
Total	3,821	100%

*The percentages may not always add to 100% due to rounding

Chart 2: Quarterly Compliance

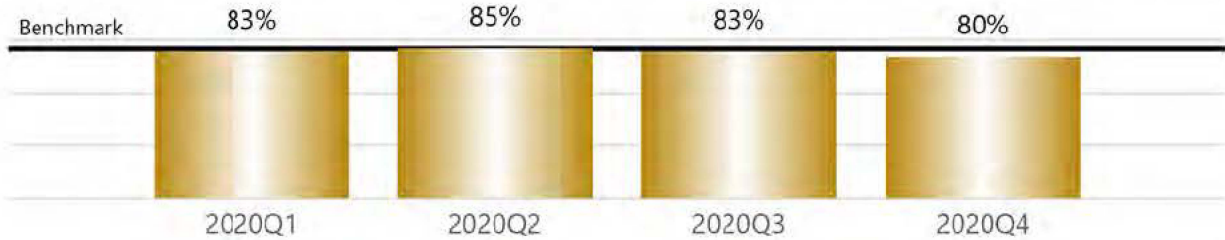
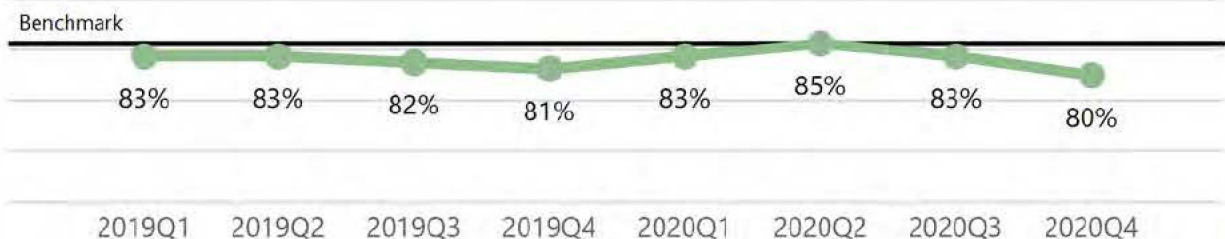


Chart 3: Compliance Trend



INITIAL INDEMNITY PAYMENTS

Chart 4: Timeliness Distribution



Table 2: Made Within

0-14 Days	1,093	88%
15-21 Days	77	6%
22-44 Days	59	5%
45+ Days	19	1%
? Days	1	0%
Total	1,249	100%

*The percentages may not always add to 100% due to rounding

Initial indemnity payments are monitored to ensure that payments are initiated within the time limits established in Section 205. As a result of these efforts, \$20,700 was issued to claimants in penalties and there is another \$3,000 in penalties awaiting resolution.

Chart 5: Quarterly Compliance

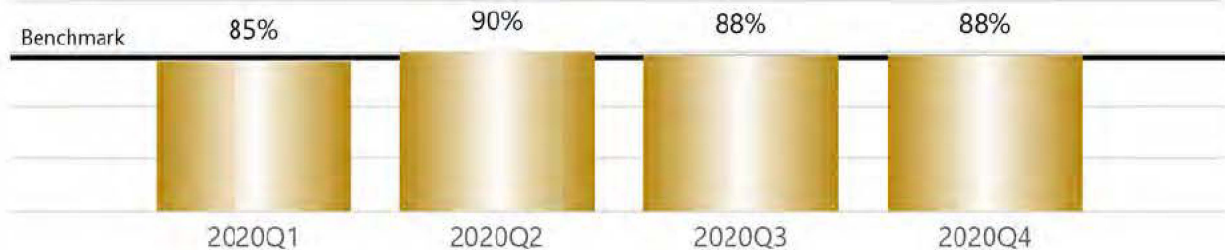
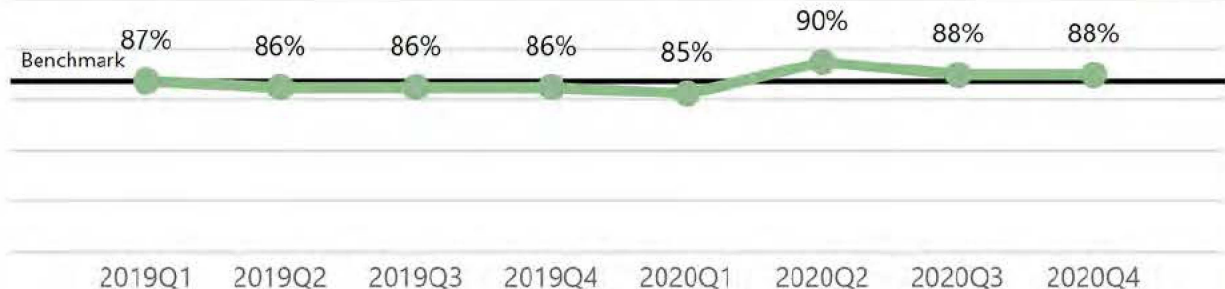


Chart 6: Compliance Trend



INITIAL MEMORANDUM OF PAYMENT FILINGS

Chart 7: Timeliness Distribution



Table 3: Received Within

0-17 Days	919	74%
18-21 Days	151	12%
22-44 Days	122	10%
45+ Days	56	4%
? Days	1	0%
Total	1,249	100%

*The percentages may not always add to 100% due to rounding

Chart 8: Quarterly Compliance

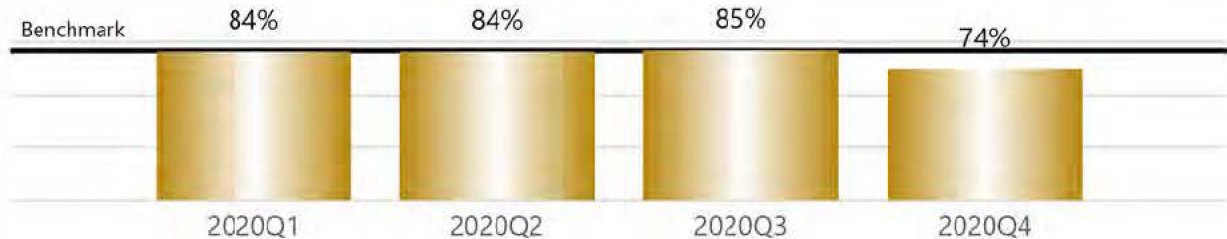
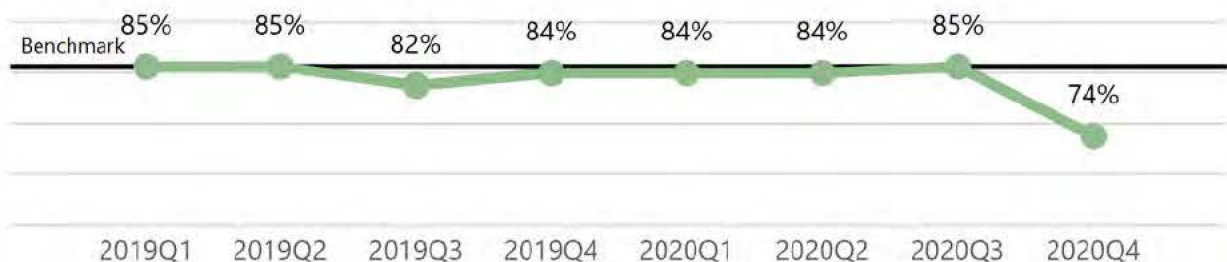


Chart 9: Compliance Trend



INITIAL INDEMNITY NOTICE OF CONTROVERSY FILINGS

Chart 10: Timeliness Distribution



Table 4: Received Within

0-14 Days	897	93%
15-21 Days	38	4%
22-44 Days	24	2%
45+ Days	7	1%
? Days	2	0%
Total	968	100%

*The percentages may not always add to 100% due to rounding

Chart 11: Quarterly Compliance

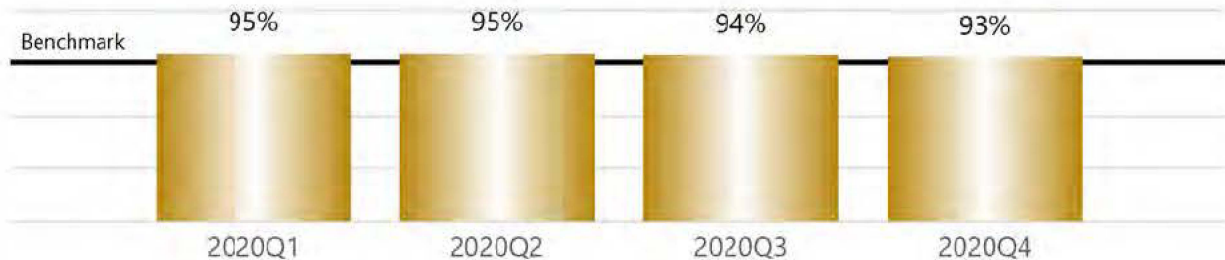
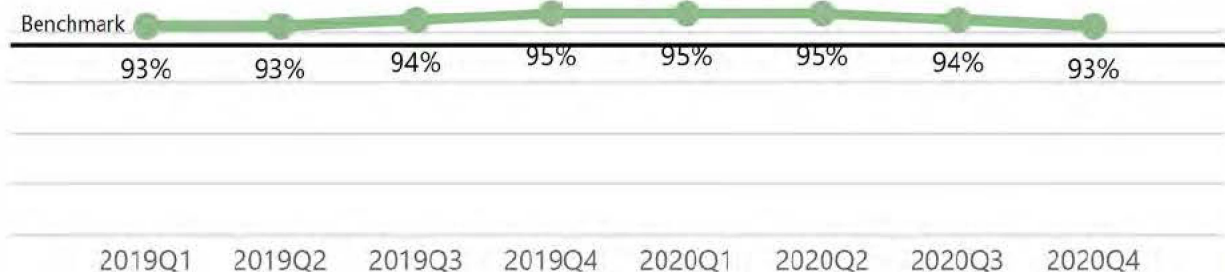


Chart 12: Compliance Trend



WAGE INFORMATION

Chart 13: Wage Statements Due Distribution

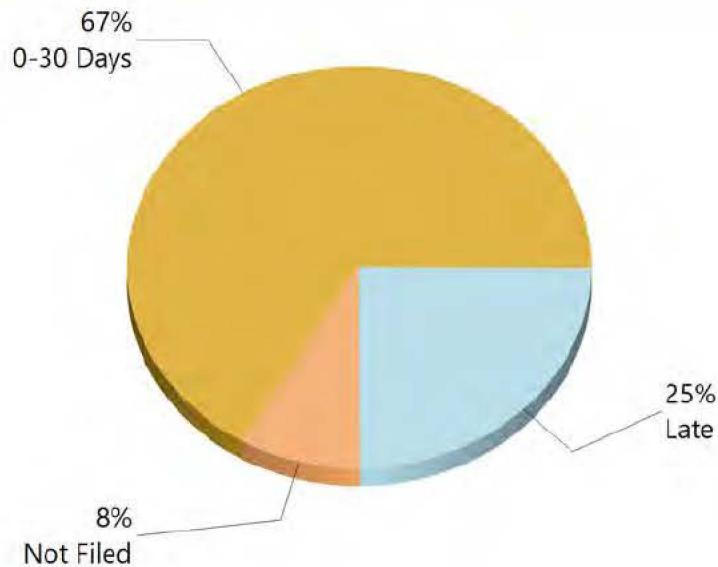


Table 5: Wage Statements Due

0-30 Days	1,601	67%
Late	595	25%
Not Filed	202	8%
Total	2,398	100%

*The percentages may not always add to 100% due to rounding

Wage Statement(s) Received: 1,283 (78%) of the 1,659 Wage Statement(s) that were received this quarter were filed timely, 366 (22%) were filed late.

Chart 14: Fringe Benefit Worksheets Due Distribution

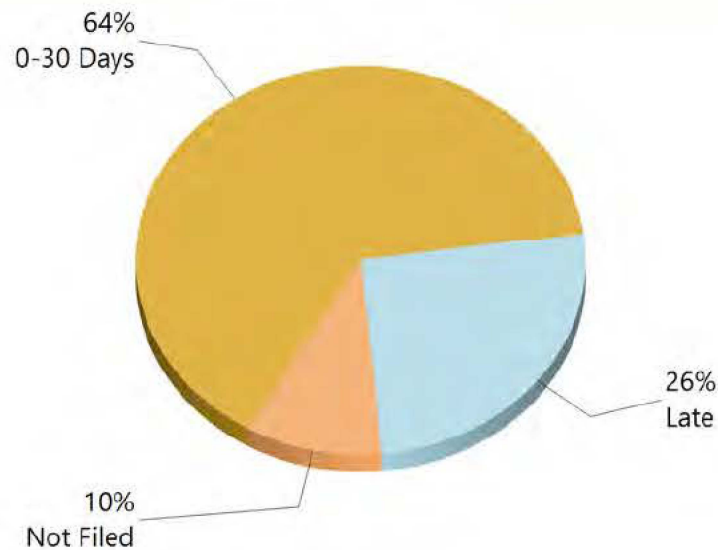


Table 6: Fringe Worksheets Due

0-30 Days	1,546	64%
Late	616	26%
Not Filed	236	10%
Total	2,398	100%

*The percentages may not always add to 100% due to rounding

Fringe Benefit Worksheet(s) Received: 1,237 (78%) of the 1,591 Fringe Benefit Worksheet(s) received this quarter were filed timely, 354 (22%) were filed late.

Appendix A

**Insurance Group Compliance
Lost Time FROI Filings and
Initial Indemnity Payments
Fourth Quarter 2020
9/1/2020 - 12/31/2020**

INSURANCE GROUP COMPLIANCE

Lost Time FROI and Initial Indemnity Payments

Fourth Quarter

10/1/2020 - 12/31/2020

Insurance Company	Total Lost Time FROIs Filed	Lost Time FROIs Filed Timely	Compliance Percentage	Total Initial Indemnity Payments Made	Initial Indemnity Payments Made Timely	Compliance Percentage
ACADIA INSURANCE	FROIs Filed	Timely FROIs	Compliance	Payments Made	Timely Payments	Compliance
CA010 ACADIA INSURANCE	57	39	68%	20	19	95%
Total	57	39	68% ▼	20	19	95% ▲
ACADIA INSURANCE Group Total	57	39	68% ▼	20	19	95% ▲
ACCIDENT FUND INSURANCE	FROIs Filed	Timely FROIs	Compliance	Payments Made	Timely Payments	Compliance
ACCIDENT FUND INSURANCE	*	*	*	*	*	*
Total	*	*	*	*	*	*
ACCIDENT FUND INSURANCE TPA Administered Claims						
CA070 CANNON COCHRAN MANAGEMENT SERVICES	*	*	*	*	*	*
CA190 GALLAGHER BASSETT SERVICES	8	5	63%	2	1	50%
TPA Total	8	5	63% ▼	2	1	50% ▼
ACCIDENT FUND INSURANCE Group Total	8	5	63% ▼	2	1	50% ▼
AIG INSURANCE	FROIs Filed	Timely FROIs	Compliance	Payments Made	Timely Payments	Compliance
CA015 AIG CLAIMS, INC	10	8	80%	2	2	100%
Total	10	8	80% ▼	2	2	100% ▲
AIG INSURANCE TPA Administered Claims						
CA040 BROADSPIRE SERVICES	1	1	100%	1	1	100%
CA116 CORVEL ENTERPRISE COMP	1	0	0%	No Filings	No Filings	No Filings
CA160 ESIS	10	9	90%	5	5	100%
CA190 GALLAGHER BASSETT SERVICES	38	28	74%	17	11	65%
CA204 HELMSMAN MANAGEMENT SERVICES	1	1	100%	No Filings	No Filings	No Filings
CA300 SEDGWICK CLAIMS MANAGEMENT SERVICES	63	55	87%	15	11	73%
TPA Total	114	94	82% ▼	38	28	74% ▼
AIG INSURANCE Group Total	124	102	82% ▼	40	30	75% ▼
AIM MUTUAL GROUP	FROIs Filed	Timely FROIs	Compliance	Payments Made	Timely Payments	Compliance
CA472 AIM MUTUAL INSURANCE	7	7	100%	1	1	100%
ASSOCIATED INDUSTRIES OF MASS MUTUAL	*	*	*	*	*	*
Total	7	7	100% ▲	1	1	100% ▲
AIM MUTUAL GROUP Group Total	7	7	100% ▲	1	1	100% ▲
AMTRUST INSURANCE	FROIs Filed	Timely FROIs	Compliance	Payments Made	Timely Payments	Compliance
CA437 SECURITY NATIONAL INSURANCE	1	0	0%	No Filings	No Filings	No Filings
CA342 TECHNOLOGY INSURANCE	9	6	67%	2	2	100%
CA381 WESCO INSURANCE	6	3	50%	3	3	100%
Total	16	9	56% ▼	5	5	100% ▲
AMTRUST INSURANCE Group Total	16	9	56% ▼	5	5	100% ▲

Maine Workers' Compensation Board

Lost Time FROI Filing Benchmark: 85%

Initial Indemnity Payment Benchmark: 87%

▲ Indicates benchmark met or exceeded

▼ Indicates benchmark not met

INSURANCE GROUP COMPLIANCE

Lost Time FROI and Initial Indemnity Payments

Fourth Quarter

10/1/2020 - 12/31/2020

Insurance Company	Total Lost Time FROIs Filed	Lost Time FROIs Filed Timely	Compliance Percentage	Total Initial Indemnity Payments Made	Initial Indemnity Payments Made Timely	Compliance Percentage
ARCH INSURANCE	FROIs Filed	Timely FROIs	Compliance	Payments Made	Timely Payments	Compliance
ARCH INSURANCE	*	*	*	*	*	*
Total	*	*	*	*	*	*
ARCH INSURANCE TPA Administered Claims						
CA040 BROADSPIRE SERVICES	8	4	50%	2	2	100%
CA070 CANNON COCHRAN MANAGEMENT SERVICES	2	1	50%	No Filings	No Filings	No Filings
CA117 COTTINGHAM & BUTLER CLAIMS SERVICES	1	1	100%	2	0	0%
CA160 ESIS	*	*	*	*	*	*
CA190 GALLAGHER BASSETT SERVICES	8	7	88%	4	2	50%
CA300 SEDGWICK CLAIMS MANAGEMENT SERVICES	2	1	50%	1	1	100%
CA340 YORK RISK SERVICES	3	2	67%	No Filings	No Filings	No Filings
TPA Total	24	16	67% ▼	9	5	56% ▼
ARCH INSURANCE Group Total	24	16	67% ▼	9	5	56% ▼
BATH IRON WORKS	FROIs Filed	Timely FROIs	Compliance	Payments Made	Timely Payments	Compliance
CA036 BATH IRON WORKS	17	17	100%	11	11	100%
Total	17	17	100% ▲	11	11	100% ▲
BATH IRON WORKS Group Total	17	17	100% ▲	11	11	100% ▲
BERKSHIRE HATHAWAY INSURANCE	FROIs Filed	Timely FROIs	Compliance	Payments Made	Timely Payments	Compliance
CA114 BERKSHIRE HATHAWAY HOMESTATE INSURANCE	2	0	0%	2	2	100%
Total	2	0	0% ▼	2	2	100% ▲
BERKSHIRE HATHAWAY INSURANCE Group Total	2	0	0% ▼	2	2	100% ▲
BROADSPIRE SERVICES	FROIs Filed	Timely FROIs	Compliance	Payments Made	Timely Payments	Compliance
CA040 BROADSPIRE SERVICES	19	14	74%	8	8	100%
Total	19	14	74% ▼	8	8	100% ▲
BROADSPIRE SERVICES Group Total	19	14	74% ▼	8	8	100% ▲
CANNON COCHRAN MANAGEMENT SERVICES	FROIs Filed	Timely FROIs	Compliance	Payments Made	Timely Payments	Compliance
CA070 CANNON COCHRAN MANAGEMENT SERVICES	75	59	79%	21	18	86%
Total	75	59	79% ▼	21	18	86% ▼
CANNON COCHRAN MANAGEMENT SERVICES Group Total	75	59	79% ▼	21	18	86% ▼
CHESTERFIELD SERVICES	FROIs Filed	Timely FROIs	Compliance	Payments Made	Timely Payments	Compliance
CA080 CHESTERFIELD SERVICES	3	3	100%	2	2	100%
Total	3	3	100% ▲	2	2	100% ▲
CHESTERFIELD SERVICES Group Total	3	3	100% ▲	2	2	100% ▲

Maine Workers' Compensation Board

Lost Time FROI Filing Benchmark: 85%

Initial Indemnity Payment Benchmark: 87%

▲ Indicates benchmark met or exceeded

▼ Indicates benchmark not met

INSURANCE GROUP COMPLIANCE
Lost Time FROI and Initial Indemnity Payments
Fourth Quarter
10/1/2020 - 12/31/2020

Insurance Company	Total Lost Time FROIs Filed	Lost Time FROIs Filed Timely	Compliance Percentage	Total Initial Indemnity Payments Made	Initial Indemnity Payments Made Timely	Compliance Percentage
CHUBB INSURANCE	FROIs Filed	Timely FROIs	Compliance	Payments Made	Timely Payments	Compliance
ACE AMERICAN INSURANCE COMPANY	*	*	*	*	*	*
ACE INSURANCE	*	*	*	*	*	*
CA046 CHUBB INSURANCE	*	*	*	*	*	*
CA090 FEDERAL INSURANCE	*	*	*	*	*	*
INDEMNITY INS CO OF NORTH AMERICA	*	*	*	*	*	*
PACIFIC INDEMNITY CO	*	*	*	*	*	*
Total	*	*	*	*	*	*
CHUBB INSURANCE TPA Administered Claims						
CA040 BROADSPIRE SERVICES	*	*	*	*	*	*
CA070 CANNON COCHRAN MANAGEMENT SERVICES	1	1	100%	No Filings	No Filings	No Filings
CA110 CONSTITUTION STATE SERVICES	4	1	25%	4	3	75%
CA116 CORVEL ENTERPRISE COMP	8	6	75%	No Filings	No Filings	No Filings
CA117 COTTINGHAM & BUTLER CLAIMS SERVICES	1	0	0%	1	0	0%
CA160 ESIS	14	6	43%	11	7	64%
CA190 GALLAGHER BASSETT SERVICES	23	14	61%	6	5	83%
CA204 HELMSMAN MANAGEMENT SERVICES	2	0	0%	1	1	100%
CA300 SEDGWICK CLAIMS MANAGEMENT SERVICES	94	88	94%	26	23	88%
CA340 YORK RISK SERVICES	3	2	67%	No Filings	No Filings	No Filings
TPA Total	150	118	79% ▼	49	39	80% ▼
CHUBB INSURANCE Group Total	150	118	79% ▼	49	39	80% ▼
CHURCH MUTUAL INSURANCE	FROIs Filed	Timely FROIs	Compliance	Payments Made	Timely Payments	Compliance
CA084 CHURCH MUTUAL INSURANCE	*	*	*	*	*	*
Total	*	*	*	*	*	*
CHURCH MUTUAL INSURANCE TPA Administered Claims						
CA190 GALLAGHER BASSETT SERVICES	*	*	*	*	*	*
TPA Total	*	*	*	*	*	*
CHURCH MUTUAL INSURANCE Group Total	*	*	*	*	*	*
CIANBRO CORPORATION	FROIs Filed	Timely FROIs	Compliance	Payments Made	Timely Payments	Compliance
CA085 CIANBRO CORPORATION	1	1	100%	No Filings	No Filings	No Filings
Total	1	1	100% ▲	No Filings	No Filings	No Filings
CIANBRO CORPORATION Group Total	1	1	100% ▲	No Filings	No Filings	No Filings
CINCINNATI INSURANCE	FROIs Filed	Timely FROIs	Compliance	Payments Made	Timely Payments	Compliance
CA438 CINCINNATI INSURANCE	*	*	*	*	*	*
Total	*	*	*	*	*	*
CINCINNATI INSURANCE Group Total	*	*	*	*	*	*

INSURANCE GROUP COMPLIANCE
Lost Time FROI and Initial Indemnity Payments
Fourth Quarter
10/1/2020 - 12/31/2020

Insurance Company	Total Lost Time FROIs Filed	Lost Time FROIs Filed Timely	Compliance Percentage	Total Initial Indemnity Payments Made	Initial Indemnity Payments Made Timely	Compliance Percentage
CNA INSURANCE	FROIs Filed	Timely FROIs	Compliance	Payments Made	Timely Payments	Compliance
CA017 AMERICAN CASUALTY COMPANY OF READING PA	*	*	*	*	*	*
CA083 CNA CLAIMS PLUS	1	0	0%	1	1	100%
CA050 CONTINENTAL CASUALTY	*	*	*	*	*	*
CA271 NATIONAL FIRE INSURANCE	1	0	0%	1	0	0%
CA087 THE CONTINENTAL INSURANCE	*	*	*	*	*	*
CA314 TRANSPORTATION INSURANCE	*	*	*	*	*	*
CA329 VALLEY FORGE INSURANCE COMPANY	No Filings	No Filings	No Filings	1	1	100%
Total	2	0	0% ▼	3	2	67% ▼
CNA INSURANCE TPA Administered Claims	FROIs Filed	Timely FROIs	Compliance	Payments Made	Timely Payments	Compliance
CA040 BROADSPIRE SERVICES	*	*	*	*	*	*
TPA Total	*	*	*	*	*	*
CNA INSURANCE Group Total	2	0	0% ▼	3	2	67% ▼
CONSTITUTION STATE SERVICES	FROIs Filed	Timely FROIs	Compliance	Payments Made	Timely Payments	Compliance
CA110 CONSTITUTION STATE SERVICES	4	1	25%	4	3	75%
Total	4	1	25% ▼	4	3	75% ▼
CONSTITUTION STATE SERVICES Group Total	4	1	25% ▼	4	3	75% ▼
CONTINENTAL INDEMNITY	FROIs Filed	Timely FROIs	Compliance	Payments Made	Timely Payments	Compliance
CA115 CONTINENTAL INDEMNITY	1	0	0%	No Filings	No Filings	No Filings
Total	1	0	0% ▼	No Filings	No Filings	No Filings
CONTINENTAL INDEMNITY Group Total	1	0	0% ▼	No Filings	No Filings	No Filings
CORVEL ENTERPRISE COMP	FROIs Filed	Timely FROIs	Compliance	Payments Made	Timely Payments	Compliance
CA116 CORVEL ENTERPRISE COMP	23	17	74%	7	6	86%
Total	23	17	74% ▼	7	6	86% ▼
CORVEL ENTERPRISE COMP Group Total	23	17	74% ▼	7	6	86% ▼
COTTINGHAM & BUTLER CLAIMS SERVICES	FROIs Filed	Timely FROIs	Compliance	Payments Made	Timely Payments	Compliance
CA117 COTTINGHAM & BUTLER CLAIMS SERVICES	2	1	50%	3	0	0%
Total	2	1	50% ▼	3	0	0% ▼
COTTINGHAM & BUTLER CLAIMS SERVICES Group Total	2	1	50% ▼	3	0	0% ▼
CROSS INSURANCE	FROIs Filed	Timely FROIs	Compliance	Payments Made	Timely Payments	Compliance
CA093 CROSS INSURANCE	483	465	96%	154	152	99%
Total	483	465	96% ▲	154	152	99% ▲
CROSS INSURANCE Group Total	483	465	96% ▲	154	152	99% ▲

INSURANCE GROUP COMPLIANCE

Lost Time FROI and Initial Indemnity Payments

Fourth Quarter

10/1/2020 - 12/31/2020

Insurance Company	Total Lost Time FROIs Filed	Lost Time FROIs Filed Timely	Compliance Percentage	Total Initial Indemnity Payments Made	Initial Indemnity Payments Made Timely	Compliance Percentage
EASTERN ALLIANCE INSURANCE	FROIs Filed	Timely FROIs	Compliance	Payments Made	Timely Payments	Compliance
CA141 EASTERN ALLIANCE INSURANCE	61	46	75%	32	28	88%
Total	61	46	75% ▼	32	28	88% ▲
EASTERN ALLIANCE INSURANCE Group Total	61	46	75% ▼	32	28	88% ▲
ELECTRIC INSURANCE	FROIs Filed	Timely FROIs	Compliance	Payments Made	Timely Payments	Compliance
CA150 ELECTRIC INSURANCE	*	*	*	*	*	*
Total	*	*	*	*	*	*
ELECTRIC INSURANCE TPA Administered Claims						
CA300 SEDGWICK CLAIMS MANAGEMENT SERVICES	3	3	100%	3	3	100%
TPA Total	3	3	100% ▲	3	3	100% ▲
ELECTRIC INSURANCE Group Total	3	3	100% ▲	3	3	100% ▲
EMPLOYERS HOLDING INSURANCE	FROIs Filed	Timely FROIs	Compliance	Payments Made	Timely Payments	Compliance
CA480 EMPLOYERS ASSURANCE COMPANY	*	*	*	*	*	*
CA481 EMPLOYERS COMPENSATION INSURANCE	*	*	*	*	*	*
CA479 EMPLOYERS PREFERRED INSURANCE	*	*	*	*	*	*
Total	*	*	*	*	*	*
EMPLOYERS HOLDING INSURANCE TPA Administered Claims						
CA040 BROADSPIRE SERVICES	*	*	*	*	*	*
TPA Total	*	*	*	*	*	*
EMPLOYERS HOLDING INSURANCE Group Total	*	*	*	*	*	*
ESIS	FROIs Filed	Timely FROIs	Compliance	Payments Made	Timely Payments	Compliance
CA160 ESIS	27	15	56%	18	14	78%
Total	27	15	56% ▼	18	14	78% ▼
ESIS Group Total	27	15	56% ▼	18	14	78% ▼
EVEREST REINS HOLDINGS GROUP	FROIs Filed	Timely FROIs	Compliance	Payments Made	Timely Payments	Compliance
EVEREST REINS HOLDINGS	*	*	*	*	*	*
Total	*	*	*	*	*	*
EVEREST REINS HOLDINGS GROUP TPA Administered Claims						
CA300 SEDGWICK CLAIMS MANAGEMENT SERVICES	1	0	0%	No Filings	No Filings	No Filings
TPA Total	1	0	0% ▼	No Filings	No Filings	No Filings
EVEREST REINS HOLDINGS GROUP Group Total	1	0	0% ▼	No Filings	No Filings	No Filings

INSURANCE GROUP COMPLIANCE

Lost Time FROI and Initial Indemnity Payments

Fourth Quarter

10/1/2020 - 12/31/2020

Insurance Company	Total Lost Time FROIs Filed	Lost Time FROIs Filed Timely	Compliance Percentage	Total Initial Indemnity Payments Made	Initial Indemnity Payments Made Timely	Compliance Percentage
FAIRFAX FINANCIAL GROUP	FROIs Filed	Timely FROIs	Compliance	Payments Made	Timely Payments	Compliance
CA257 NORTH RIVER INSURANCE	*	*	*	*	*	*
CA375 UNITED STATES FIRE INSURANCE	1	0	0%	1	1	100%
13145 ZENITH INSURANCE	*	*	*	*	*	*
Total	1	0	0% ▼	1	1	100% ▲
FAIRFAX FINANCIAL GROUP TPA Administered Claims	FROIs Filed	Timely FROIs	Compliance	Payments Made	Timely Payments	Compliance
CA040 BROADSPIRE SERVICES	*	*	*	*	*	*
TPA Total	*	*	*	*	*	*
FAIRFAX FINANCIAL GROUP Group Total	1	0	0% ▼	1	1	100% ▲
FEDERATED MUTUAL INSURANCE	FROIs Filed	Timely FROIs	Compliance	Payments Made	Timely Payments	Compliance
CA091 FEDERATED MUTUAL INSURANCE	5	1	20%	2	0	0%
CA439 FEDERATED RESERVE	1	1	100%	No Filings	No Filings	No Filings
CA092 FEDERATED SERVICE INSURANCE	*	*	*	*	*	*
Total	6	2	33% ▼	2	0	0% ▼
FEDERATED MUTUAL INSURANCE Group Total	6	2	33% ▼	2	0	0% ▼
FEDERATED RURAL ELECTRIC INSURANCE	FROIs Filed	Timely FROIs	Compliance	Payments Made	Timely Payments	Compliance
CA475 FEDERATED RURAL ELECTRIC INSURANCE	1	1	100%	No Filings	No Filings	No Filings
Total	1	1	100% ▲	No Filings	No Filings	No Filings
FEDERATED RURAL ELECTRIC INSURANCE Group Total	1	1	100% ▲	No Filings	No Filings	No Filings
FUTURECOMP	FROIs Filed	Timely FROIs	Compliance	Payments Made	Timely Payments	Compliance
CA175 FUTURECOMP	57	51	89%	20	16	80%
Total	57	51	89% ▲	20	16	80% ▼
FUTURECOMP Group Total	57	51	89% ▲	20	16	80% ▼
GALLAGHER BASSETT SERVICES	FROIs Filed	Timely FROIs	Compliance	Payments Made	Timely Payments	Compliance
CA190 GALLAGHER BASSETT SERVICES	163	115	71%	59	34	58%
Total	163	115	71% ▼	59	34	58% ▼
GALLAGHER BASSETT SERVICES Group Total	163	115	71% ▼	59	34	58% ▼
GREAT AMERICAN INSURANCE	FROIs Filed	Timely FROIs	Compliance	Payments Made	Timely Payments	Compliance
CA193 GREAT AMERICAN INSURANCE	1	1	100%	No Filings	No Filings	No Filings
Total	1	1	100% ▲	No Filings	No Filings	No Filings
GREAT AMERICAN INSURANCE TPA Administered Claims	FROIs Filed	Timely FROIs	Compliance	Payments Made	Timely Payments	Compliance
CA323 THE AMERICAN EQUITY UNDERWRITERS	1	1	100%	1	1	100%
TPA Total	1	1	100% ▲	1	1	100% ▲
GREAT AMERICAN INSURANCE Group Total	2	2	100% ▲	1	1	100% ▲

Maine Workers' Compensation Board

Lost Time FROI Filing Benchmark: 85%

Initial Indemnity Payment Benchmark: 87%

▲ Indicates benchmark met or exceeded

▼ Indicates benchmark not met

INSURANCE GROUP COMPLIANCE
Lost Time FROI and Initial Indemnity Payments
Fourth Quarter
10/1/2020 - 12/31/2020

Insurance Company	Total Lost Time FROIs Filed	Lost Time FROIs Filed Timely	Compliance Percentage	Total Initial Indemnity Payments Made	Initial Indemnity Payments Made Timely	Compliance Percentage
GREAT FALLS INSURANCE	FROIs Filed	Timely FROIs	Compliance	Payments Made	Timely Payments	Compliance
GREAT FALLS INSURANCE	*	*	*	*	*	*
Total	*	*	*	*	*	*
GREAT FALLS INSURANCE TPA Administered Claims						
CA070 CANNON COCHRAN MANAGEMENT SERVICES	*	*	*	*	*	*
TPA Total	*	*	*	*	*	*
GREAT FALLS INSURANCE Group Total	*	*	*	*	*	*
GREAT WEST INSURANCE	FROIs Filed	Timely FROIs	Compliance	Payments Made	Timely Payments	Compliance
CA196 GREAT WEST INSURANCE	2	0	0%	2	1	50%
Total	2	0	0% ▼	2	1	50% ▼
GREAT WEST INSURANCE Group Total	2	0	0% ▼	2	1	50% ▼
GUARD INSURANCE	FROIs Filed	Timely FROIs	Compliance	Payments Made	Timely Payments	Compliance
CA019 AMGUARD INSURANCE	4	3	75%	1	1	100%
CA140 EASTGUARD INSURANCE	2	2	100%	1	1	100%
CA272 NORGUARD INSURANCE	3	3	100%	1	1	100%
Total	9	8	89% ▲	3	3	100% ▲
GUARD INSURANCE TPA Administered Claims						
CA190 GALLAGHER BASSETT SERVICES	*	*	*	*	*	*
TPA Total	*	*	*	*	*	*
GUARD INSURANCE Group Total	9	8	89% ▲	3	3	100% ▲
HANNAFORD BROTHERS	FROIs Filed	Timely FROIs	Compliance	Payments Made	Timely Payments	Compliance
CA201 HANNAFORD BROTHERS	59	40	68%	31	19	61%
Total	59	40	68% ▼	31	19	61% ▼
HANNAFORD BROTHERS Group Total	59	40	68% ▼	31	19	61% ▼
HANOVER INSURANCE	FROIs Filed	Timely FROIs	Compliance	Payments Made	Timely Payments	Compliance
CA430 ALLMERICA FINANCIAL ALLIANCE	*	*	*	*	*	*
CA428 ALLMERICA FINANCIAL BENEFIT INSURANCE	9	5	56%	1	1	100%
CA048 CITIZENS INSURANCE COMPANY OF AMERICA	4	1	25%	1	0	0%
CA429 HANOVER AMERICAN INSURANCE	1	1	100%	No Filings	No Filings	No Filings
CA202 HANOVER INSURANCE	7	2	29%	1	1	100%
CA228 MASSACHUSETTS BAY INSURANCE	1	0	0%	No Filings	No Filings	No Filings
Total	22	9	41% ▼	3	2	67% ▼
HANOVER INSURANCE Group Total	22	9	41% ▼	3	2	67% ▼

INSURANCE GROUP COMPLIANCE
Lost Time FROI and Initial Indemnity Payments
Fourth Quarter
10/1/2020 - 12/31/2020

Insurance Company	Total Lost Time FROIs Filed	Lost Time FROIs Filed Timely	Compliance Percentage	Total Initial Indemnity Payments Made	Initial Indemnity Payments Made Timely	Compliance Percentage
HARTFORD INSURANCE	FROIs Filed	Timely FROIs	Compliance	Payments Made	Timely Payments	Compliance
CA188 HARTFORD ACCIDENT & INDEMNITY	*	*	*	*	*	*
CA185 HARTFORD CASUALTY INSURANCE	2	2	100%	No Filings	No Filings	No Filings
CA203 HARTFORD FIRE INSURANCE	1	1	100%	No Filings	No Filings	No Filings
CA186 HARTFORD INSURANCE COMPANY OF THE MIDWEST	6	3	50%	1	1	100%
CA187 HARTFORD UNDERWRITERS INSURANCE	3	2	67%	No Filings	No Filings	No Filings
CA288 PROPERTY & CASUALTY INSURANCE COMPANY OF HARTFORD	7	4	57%	2	2	100%
CA296 SENTINEL INSURANCE	2	2	100%	1	1	100%
CA319 TRUMBULL INSURANCE	2	1	50%	1	1	100%
CA321 TWIN CITY FIRE INSURANCE	1	0	0%	No Filings	No Filings	No Filings
Total	24	15	63% ▼	5	5	100% ▲
HARTFORD INSURANCE TPA Administered Claims						
CA040 BROADSPIRE SERVICES	1	1	100%	No Filings	No Filings	No Filings
CA070 CANNON COCHRAN MANAGEMENT SERVICES	2	0	0%	No Filings	No Filings	No Filings
CA116 CORVEL ENTERPRISE COMP	1	1	100%	1	1	100%
CA160 ESIS	*	*	*	*	*	*
CA300 SEDGWICK CLAIMS MANAGEMENT SERVICES	6	6	100%	2	2	100%
TPA Total	10	8	80% ▼	3	3	100% ▲
HARTFORD INSURANCE Group Total	34	23	68% ▼	8	8	100% ▲
HELMSMAN MANAGEMENT SERVICES	FROIs Filed	Timely FROIs	Compliance	Payments Made	Timely Payments	Compliance
CA204 HELMSMAN MANAGEMENT SERVICES	7	3	43%	3	2	67%
Total	7	3	43% ▼	3	2	67% ▼
HELMSMAN MANAGEMENT SERVICES Group Total	7	3	43% ▼	3	2	67% ▼
LIBERTY MUTUAL INSURANCE	FROIs Filed	Timely FROIs	Compliance	Payments Made	Timely Payments	Compliance
CA003 AMERICAN FIRE & CASUALTY INSURANCE	3	0	0%	No Filings	No Filings	No Filings
CA380 EMPLOYERS INSURANCE OF WAUSAU	2	1	50%	1	0	0%
CA210 LIBERTY MUTUAL INSURANCE	71	50	70%	16	14	88%
CA406 OHIO CASUALTY INSURANCE	1	1	100%	No Filings	No Filings	No Filings
CA407 OHIO SECURITY INSURANCE	6	3	50%	2	2	100%
CA408 WEST AMERICAN INSURANCE	*	*	*	*	*	*
Total	83	55	66% ▼	19	16	84% ▼
LIBERTY MUTUAL INSURANCE Group Total	83	55	66% ▼	19	16	84% ▼
MAINE AUTOMOBILE DEALERS ASSOCIATION	FROIs Filed	Timely FROIs	Compliance	Payments Made	Timely Payments	Compliance
CA220 MAINE AUTOMOBILE DEALERS ASSOCIATION	7	3	43%	16	3	19%
Total	7	3	43% ▼	16	3	19% ▼
MAINE AUTOMOBILE DEALERS ASSOCIATION Group Total	7	3	43% ▼	16	3	19% ▼

INSURANCE GROUP COMPLIANCE

Lost Time FROI and Initial Indemnity Payments

Fourth Quarter

10/1/2020 - 12/31/2020

Insurance Company	Total Lost Time FROIs Filed	Lost Time FROIs Filed Timely	Compliance Percentage	Total Initial Indemnity Payments Made	Initial Indemnity Payments Made Timely	Compliance Percentage
MAINE EMPLOYERS' MUTUAL INSURANCE**	FROIs Filed	Timely FROIs	Compliance	Payments Made	Timely Payments	Compliance
CA260 MAINE EMPLOYERS' MUTUAL INSURANCE	927	571	62%	415	370	89%
Total	927	571	62% ▼	415	370	89% ▲
MAINE EMPLOYERS' MUTUAL INSURANCE Group Total	927	571	62% ▼	415	370	89% ▲
MAINE HEALTHCARE ASSOCIATION	FROIs Filed	Timely FROIs	Compliance	Payments Made	Timely Payments	Compliance
CA234 MAINE HEALTHCARE ASSOCIATION	79	60	76%	22	21	95%
Total	79	60	76% ▼	22	21	95% ▲
MAINE HEALTHCARE ASSOCIATION Group Total	79	60	76% ▼	22	21	95% ▲
MAINE MOTOR TRANSPORT ASSOCIATION	FROIs Filed	Timely FROIs	Compliance	Payments Made	Timely Payments	Compliance
CA230 MAINE MOTOR TRANSPORT ASSOCIATION	28	27	96%	4	4	100%
Total	28	27	96% ▲	4	4	100% ▲
MAINE MOTOR TRANSPORT ASSOCIATION Group Total	28	27	96% ▲	4	4	100% ▲
MAINE MUNICIPAL ASSOCIATION	FROIs Filed	Timely FROIs	Compliance	Payments Made	Timely Payments	Compliance
CA225 MAINE MUNICIPAL ASSOCIATION	201	185	92%	59	57	97%
Total	201	185	92% ▲	59	57	97% ▲
MAINE MUNICIPAL ASSOCIATION Group Total	201	185	92% ▲	59	57	97% ▲
MAINE SCHOOL MANAGEMENT ASSOCIATION	FROIs Filed	Timely FROIs	Compliance	Payments Made	Timely Payments	Compliance
CA250 MAINE SCHOOL MANAGEMENT ASSOCIATION	52	46	88%	17	15	88%
Total	52	46	88% ▲	17	15	88% ▲
MAINE SCHOOL MANAGEMENT ASSOCIATION Group Total	52	46	88% ▲	17	15	88% ▲
MARKEL CORP GROUP	FROIs Filed	Timely FROIs	Compliance	Payments Made	Timely Payments	Compliance
STATE NATIONAL INSURANCE	*	*	*	*	*	*
Total	*	*	*	*	*	*
MARKEL CORP GROUP TPA Administered Claims						
CA070 CANNON COCHRAN MANAGEMENT SERVICES	*	*	*	*	*	*
TPA Total	*	*	*	*	*	*
MARKEL CORP GROUP Group Total	*	*	*	*	*	*
MEADOWBROOK INSURANCE	FROIs Filed	Timely FROIs	Compliance	Payments Made	Timely Payments	Compliance
CA255 MEADOWBROOK INSURANCE	1	0	0%	1	1	100%
Total	1	0	0% ▼	1	1	100% ▲
MEADOWBROOK INSURANCE Group Total	1	0	0% ▼	1	1	100% ▲
NATIONAL LIABILITY & FIRE INSURANCE	FROIs Filed	Timely FROIs	Compliance	Payments Made	Timely Payments	Compliance
CA474 NATIONAL LIABILITY AND FIRE INSURANCE	2	2	100%	No Filings	No Filings	No Filings
Total	2	2	100% ▲	No Filings	No Filings	No Filings
NATIONAL LIABILITY & FIRE INSURANCE Group Total	2	2	100% ▲	No Filings	No Filings	No Filings

Maine Workers' Compensation Board

Lost Time FROI Filing Benchmark: 85%

Initial Indemnity Payment Benchmark: 87%

▲ Indicates benchmark met or exceeded

▼ Indicates benchmark not met

**MEMIC's compliance reflects transitioning to a new EDI system

INSURANCE GROUP COMPLIANCE
Lost Time FROI and Initial Indemnity Payments
Fourth Quarter
10/1/2020 - 12/31/2020

Insurance Company	Total Lost Time FROIs Filed	Lost Time FROIs Filed Timely	Compliance Percentage	Total Initial Indemnity Payments Made	Initial Indemnity Payments Made Timely	Compliance Percentage
NATIONWIDE INSURANCE	FROIs Filed	Timely FROIs	Compliance	Payments Made	Timely Payments	Compliance
CA291 NATIONWIDE AGRIBUSINESS INSURANCE	*	*	*	*	*	*
Total	*	*	*	*	*	*
NATIONWIDE INSURANCE Group Total	*	*	*	*	*	*
NEXT LEVEL ADMINISTRATOR LLC	FROIs Filed	Timely FROIs	Compliance	Payments Made	Timely Payments	Compliance
CA433 NEXT LEVEL ADMINISTRATOR LLC	*	*	*	*	*	*
Total	*	*	*	*	*	*
NEXT LEVEL ADMINISTRATOR LLC Group Total	*	*	*	*	*	*
NGM INSURANCE	FROIs Filed	Timely FROIs	Compliance	Payments Made	Timely Payments	Compliance
CA265 NGM INSURANCE	1	0	0%	1	1	100%
Total	1	0	0% ▼	1	1	100% ▲
NGM INSURANCE Group Total	1	0	0% ▼	1	1	100% ▲
OLD REPUBLIC INSURANCE	FROIs Filed	Timely FROIs	Compliance	Payments Made	Timely Payments	Compliance
OLD REPUBLIC GENERAL INSURANCE CORP.	*	*	*	*	*	*
OLD REPUBLIC INSURANCE	*	*	*	*	*	*
Total	*	*	*	*	*	*
OLD REPUBLIC INSURANCE TPA Administered Claims						
CA040 BROADSPIRE SERVICES	1	1	100%	1	1	100%
CA070 CANNON COCHRAN MANAGEMENT SERVICES	7	6	86%	1	1	100%
CA116 CORVEL ENTERPRISE COMP	1	0	0%	1	1	100%
CA160 ESIS	1	0	0%	1	1	100%
CA190 GALLAGHER BASSETT SERVICES	5	3	60%	1	0	0%
CA204 HELMSMAN MANAGEMENT SERVICES	*	*	*	*	*	*
CA300 SEDGWICK CLAIMS MANAGEMENT SERVICES	8	7	88%	2	2	100%
TPA Total	23	17	74% ▼	7	6	86% ▼
OLD REPUBLIC INSURANCE Group Total	23	17	74% ▼	7	6	86% ▼
PENNSYLVANIA MFG ASSN	FROIs Filed	Timely FROIs	Compliance	Payments Made	Timely Payments	Compliance
MANUFACTURERS ALLIANCE INSURANCE	*	*	*	*	*	*
PENNSYLVANIA MFG ASSN	*	*	*	*	*	*
PENNSYLVANIA MFG INDEMNITY CO	*	*	*	*	*	*
Total	*	*	*	*	*	*
PENNSYLVANIA MFG ASSN TPA Administered Claims						
CA190 GALLAGHER BASSETT SERVICES	16	11	69%	9	5	56%
CA323 THE AMERICAN EQUITY UNDERWRITERS	1	1	100%	No Filings	No Filings	No Filings
TPA Total	17	12	71% ▼	9	5	56% ▼
PENNSYLVANIA MFG ASSN Group Total	17	12	71% ▼	9	5	56% ▼

INSURANCE GROUP COMPLIANCE
Lost Time FROI and Initial Indemnity Payments
Fourth Quarter
10/1/2020 - 12/31/2020

Insurance Company	Total Lost Time FROIs Filed	Lost Time FROIs Filed Timely	Compliance Percentage	Total Initial Indemnity Payments Made	Initial Indemnity Payments Made Timely	Compliance Percentage
PROTECTIVE INSURANCE	FROIs Filed	Timely FROIs	Compliance	Payments Made	Timely Payments	Compliance
CA277 PROTECTIVE INSURANCE COMPANY	*	*	*	*	*	*
Total	*	*	*	*	*	*
PROTECTIVE INSURANCE TPA Administered Claims						
CA300 SEDGWICK CLAIMS MANAGEMENT SERVICES	1	1	100%	1	0	0%
CA340 YORK RISK SERVICES	2	1	50%	1	1	100%
TPA Total	3	2	67% ▼	2	1	50% ▼
PROTECTIVE INSURANCE Group Total	3	2	67% ▼	2	1	50% ▼
QBE INSURANCE GROUP	FROIs Filed	Timely FROIs	Compliance	Payments Made	Timely Payments	Compliance
CA268 NORTH AMERICAN RISK SERVICES	*	*	*	*	*	*
QBE INSURANCE GROUP	*	*	*	*	*	*
Total	*	*	*	*	*	*
QBE INSURANCE GROUP TPA Administered Claims						
CA190 GALLAGHER BASSETT SERVICES	2	2	100%	No Filings	No Filings	No Filings
CA300 SEDGWICK CLAIMS MANAGEMENT SERVICES	4	2	50%	1	1	100%
TPA Total	6	4	67% ▼	1	1	100% ▲
QBE INSURANCE GROUP Group Total	6	4	67% ▼	1	1	100% ▲
SAFETY NATIONAL CASUALTY CORP	FROIs Filed	Timely FROIs	Compliance	Payments Made	Timely Payments	Compliance
SAFETY NATIONAL CASUALTY CORP	*	*	*	*	*	*
Total	*	*	*	*	*	*
SAFETY NATIONAL CASUALTY CORP TPA Administered Claims						
CA040 BROADSPIRE SERVICES	1	1	100%	No Filings	No Filings	No Filings
CA116 CORVEL ENTERPRISE COMP	5	4	80%	1	1	100%
CA160 ESIS	*	*	*	*	*	*
CA190 GALLAGHER BASSETT SERVICES	9	9	100%	3	3	100%
CA204 HELMSMAN MANAGEMENT SERVICES	2	0	0%	2	1	50%
CA300 SEDGWICK CLAIMS MANAGEMENT SERVICES	7	7	100%	2	2	100%
TPA Total	24	21	88% ▲	8	7	88% ▲
SAFETY NATIONAL CASUALTY CORP Group Total	24	21	88% ▲	8	7	88% ▲
SEDGWICK CLAIMS MANAGEMENT SERVICES	FROIs Filed	Timely FROIs	Compliance	Payments Made	Timely Payments	Compliance
CA300 SEDGWICK CLAIMS MANAGEMENT SERVICES	270	246	91%	68	57	84%
Total	270	246	91% ▲	68	57	84% ▼
SEDGWICK CLAIMS MANAGEMENT SERVICES Group Total	270	246	91% ▲	68	57	84% ▼

INSURANCE GROUP COMPLIANCE
Lost Time FROI and Initial Indemnity Payments
Fourth Quarter
10/1/2020 - 12/31/2020

Insurance Company	Total Lost Time FROIs Filed	Lost Time FROIs Filed Timely	Compliance Percentage	Total Initial Indemnity Payments Made	Initial Indemnity Payments Made Timely	Compliance Percentage
SENTRY INSURANCE	FROIs Filed	Timely FROIs	Compliance	Payments Made	Timely Payments	Compliance
CA207 FLORISTS MUTUAL INSURANCE	1	0	0%	No Filings	No Filings	No Filings
CA426 MIDDLESEX INSURANCE COMPANY	3	1	33%	3	3	100%
CA402 SENTRY CASUALTY	12	6	50%	7	6	86%
CA305 SENTRY INSURANCE	3	2	67%	2	2	100%
CA308 SENTRY SELECT INSURANCE	*	*	*	*	*	*
Total	19	9	47% ▼	12	11	92% ▲
SENTRY INSURANCE Group Total	19	9	47% ▼	12	11	92% ▲
SERVICE AMERICAN INDEMNITY	FROIs Filed	Timely FROIs	Compliance	Payments Made	Timely Payments	Compliance
SERVICE AMERICAN INDEMNITY	*	*	*	*	*	*
Total	*	*	*	*	*	*
SERVICE AMERICAN INDEMNITY TPA Administered Claims						
CA040 BROADSPIRE SERVICES	7	6	86%	4	4	100%
TPA Total	7	6	86% ▲	4	4	100% ▲
SERVICE AMERICAN INDEMNITY Group Total	7	6	86% ▲	4	4	100% ▲
SOMPO JAPAN INSURANCE	FROIs Filed	Timely FROIs	Compliance	Payments Made	Timely Payments	Compliance
SOMPO JAPAN INSURANCE COMPANY OF AMERICA	*	*	*	*	*	*
Total	*	*	*	*	*	*
SOMPO JAPAN INSURANCE TPA Administered Claims						
CA190 GALLAGHER BASSETT SERVICES	1	1	100%	No Filings	No Filings	No Filings
TPA Total	1	1	100% ▲	No Filings	No Filings	No Filings
SOMPO JAPAN INSURANCE Group Total	1	1	100% ▲	No Filings	No Filings	No Filings
STARR INDEMNITY INSURANCE	FROIs Filed	Timely FROIs	Compliance	Payments Made	Timely Payments	Compliance
STARR INDEMNITY INSURANCE	*	*	*	*	*	*
Total	*	*	*	*	*	*
STARR INDEMNITY INSURANCE TPA Administered Claims						
CA160 ESIS	*	*	*	*	*	*
CA190 GALLAGHER BASSETT SERVICES	10	8	80%	3	1	33%
CA300 SEDGWICK CLAIMS MANAGEMENT SERVICES	5	5	100%	2	2	100%
TPA Total	15	13	87% ▲	5	3	60% ▼
STARR INDEMNITY INSURANCE Group Total	15	13	87% ▲	5	3	60% ▼
STATE OF MAINE WORKERS' COMPENSATION TRUST	FROIs Filed	Timely FROIs	Compliance	Payments Made	Timely Payments	Compliance
CA307 STATE OF MAINE WORKERS' COMPENSATION TRUST	399	378	95%	32	30	94%
Total	399	378	95% ▲	32	30	94% ▲
STATE OF MAINE WORKERS' COMPENSATION TRUST Group Total	399	378	95% ▲	32	30	94% ▲

INSURANCE GROUP COMPLIANCE

Lost Time FROI and Initial Indemnity Payments

Fourth Quarter

10/1/2020 - 12/31/2020

Insurance Company	Total Lost Time FROIs Filed	Lost Time FROIs Filed Timely	Compliance Percentage	Total Initial Indemnity Payments Made	Initial Indemnity Payments Made Timely	Compliance Percentage
SYNERNET	FROIs Filed	Timely FROIs	Compliance	Payments Made	Timely Payments	Compliance
CA320 SYNERNET	447	436	98%	115	113	98%
Total	447	436	98% ▲	115	113	98% ▲
SYNERNET Group Total	447	436	98% ▲	115	113	98% ▲
THE AMERICAN EQUITY UNDERWRITERS	FROIs Filed	Timely FROIs	Compliance	Payments Made	Timely Payments	Compliance
CA323 THE AMERICAN EQUITY UNDERWRITERS	2	2	100%	1	1	100%
Total	2	2	100% ▲	1	1	100% ▲
THE AMERICAN EQUITY UNDERWRITERS Group Total	2	2	100% ▲	1	1	100% ▲
TOKIO MARINE INSURANCE	FROIs Filed	Timely FROIs	Compliance	Payments Made	Timely Payments	Compliance
CA414 TOKIO MARINE AMERICA INSURANCE	*	*	*	*	*	*
Total	*	*	*	*	*	*
TOKIO MARINE INSURANCE Group Total	*	*	*	*	*	*
TRAVELERS INSURANCE	FROIs Filed	Timely FROIs	Compliance	Payments Made	Timely Payments	Compliance
CA072 CHARTER OAK FIRE INSURANCE	12	3	25%	10	9	90%
CA164 FARMINGTON CASUALTY	2	1	50%	2	2	100%
CA284 PHOENIX INSURANCE	1	0	0%	1	0	0%
CA306 STANDARD FIRE INSURANCE	8	1	13%	6	4	67%
CA347 TRAVELERS CASUALTY & SURETY	4	0	0%	5	4	80%
CA348 TRAVELERS CASUALTY INSURANCE COMPANY OF AMERICA	1	0	0%	1	1	100%
CA349 TRAVELERS COMMERCIAL CASUALTY	2	0	0%	1	1	100%
CA343 TRAVELERS INDEMNITY COMPANY	No Filings	No Filings	No Filings	1	0	0%
CA346 TRAVELERS INDEMNITY COMPANY OF AMERICA	*	*	*	*	*	*
CA345 TRAVELERS PROPERTY CASUALTY INSURANCE	*	*	*	*	*	*
Total	30	5	17% ▼	27	21	78% ▼
TRAVELERS INSURANCE TPA Administered Claims						
CA190 GALLAGHER BASSETT SERVICES	1	1	100%	No Filings	No Filings	No Filings
CA300 SEDGWICK CLAIMS MANAGEMENT SERVICES	1	1	100%	1	1	100%
CA340 YORK RISK SERVICES	1	0	0%	No Filings	No Filings	No Filings
TPA Total	3	2	67% ▼	1	1	100% ▲
TRAVELERS INSURANCE Group Total	33	7	21% ▼	28	22	79% ▼
TYSON FOODS INC	FROIs Filed	Timely FROIs	Compliance	Payments Made	Timely Payments	Compliance
CA435 TYSON FOODS INC	2	1	50%	2	2	100%
Total	2	1	50% ▼	2	2	100% ▲
TYSON FOODS INC Group Total	2	1	50% ▼	2	2	100% ▲

Maine Workers' Compensation Board

Lost Time FROI Filing Benchmark: 85%

Initial Indemnity Payment Benchmark: 87%

▲ Indicates benchmark met or exceeded

▼ Indicates benchmark not met

INSURANCE GROUP COMPLIANCE

Lost Time FROI and Initial Indemnity Payments

Fourth Quarter

10/1/2020 - 12/31/2020

Insurance Company	Total Lost Time FROIs Filed	Lost Time FROIs Filed Timely	Compliance Percentage	Total Initial Indemnity Payments Made	Initial Indemnity Payments Made Timely	Compliance Percentage
UNITED STATES FIRE INSURANCE	FROIs Filed	Timely FROIs	Compliance	Payments Made	Timely Payments	Compliance
CA375 UNITED STATES FIRE INSURANCE	1	0	0%	1	1	100%
Total	1	0	0% ▼	1	1	100% ▲
UNITED STATES FIRE INSURANCE Group Total	1	0	0% ▼	1	1	100% ▲
UTICA MUTUAL INSURANCE	FROIs Filed	Timely FROIs	Compliance	Payments Made	Timely Payments	Compliance
CA324 UTICA MUTUAL INSURANCE	*	*	*	*	*	*
Total	*	*	*	*	*	*
UTICA MUTUAL INSURANCE Group Total	*	*	*	*	*	*
VANLINER INSURANCE	FROIs Filed	Timely FROIs	Compliance	Payments Made	Timely Payments	Compliance
CA379 VANLINER INSURANCE	4	3	75%	2	1	50%
Total	4	3	75% ▼	2	1	50% ▼
VANLINER INSURANCE Group Total	4	3	75% ▼	2	1	50% ▼
WALMART CLAIMS SERVICES	FROIs Filed	Timely FROIs	Compliance	Payments Made	Timely Payments	Compliance
CA100 WALMART CLAIMS SERVICES	76	72	95%	3	3	100%
Total	76	72	95% ▲	3	3	100% ▲
WALMART CLAIMS SERVICES Group Total	76	72	95% ▲	3	3	100% ▲
XL INSURANCE	FROIs Filed	Timely FROIs	Compliance	Payments Made	Timely Payments	Compliance
CA384 XL INSURANCE	*	*	*	*	*	*
Total	*	*	*	*	*	*
XL INSURANCE TPA Administered Claims						
CA040 BROADSPIRE SERVICES	*	*	*	*	*	*
CA117 COTTINGHAM & BUTLER CLAIMS SERVICES	*	*	*	*	*	*
CA160 ESIS	1	0	0%	1	1	100%
CA190 GALLAGHER BASSETT SERVICES	16	12	75%	6	2	33%
CA300 SEDGWICK CLAIMS MANAGEMENT SERVICES	7	6	86%	1	1	100%
TPA Total	24	18	75% ▼	8	4	50% ▼
XL INSURANCE Group Total	24	18	75% ▼	8	4	50% ▼
YORK RISK SERVICES	FROIs Filed	Timely FROIs	Compliance	Payments Made	Timely Payments	Compliance
CA340 YORK RISK SERVICES	9	5	56%	1	1	100%
Total	9	5	56% ▼	1	1	100% ▲
YORK RISK SERVICES Group Total	9	5	56% ▼	1	1	100% ▲

Maine Workers' Compensation Board

Lost Time FROI Filing Benchmark: 85%

Initial Indemnity Payment Benchmark: 87%

▲ Indicates benchmark met or exceeded

▼ Indicates benchmark not met

INSURANCE GROUP COMPLIANCE
Lost Time FROI and Initial Indemnity Payments
Fourth Quarter
10/1/2020 - 12/31/2020

Insurance Company	Total Lost Time FROIs Filed	Lost Time FROIs Filed Timely	Compliance Percentage	Total Initial Indemnity Payments Made	Initial Indemnity Payments Made Timely	Compliance Percentage
ZURICH INSURANCE	FROIs Filed	Timely FROIs	Compliance	Payments Made	Timely Payments	Compliance
CA022 AMERICAN ZURICH	16	10	63%	7	7	100%
CA400 ZURICH AMERICAN INSURANCE	4	2	50%	2	2	100%
CA404 ZURICH AMERICAN INSURANCE COMPANY OF ILLINOIS	*	*	*	*	*	*
Total	20	12	60% ▼	9	9	100% ▲
ZURICH INSURANCE TPA Administered Claims						
CA040 BROADSPIRE SERVICES	*	*	*	*	*	*
CA070 CANNON COCHRAN MANAGEMENT SERVICES	3	2	67%	No Filings	No Filings	No Filings
CA080 CHESTERFIELD SERVICES	3	3	100%	2	2	100%
CA116 CORVEL ENTERPRISE COMP	5	5	100%	3	3	100%
CA117 COTTINGHAM & BUTLER CLAIMS SERVICES	*	*	*	*	*	*
CA160 ESIS	1	0	0%	No Filings	No Filings	No Filings
CA190 GALLAGHER BASSETT SERVICES	12	8	67%	3	1	33%
CA300 SEDGWICK CLAIMS MANAGEMENT SERVICES	11	11	100%	No Filings	No Filings	No Filings
CA375 UNITED STATES FIRE INSURANCE	1	0	0%	1	1	100%
TPA Total	36	29	81% ▼	9	7	78% ▼
ZURICH INSURANCE Group Total	56	41	73% ▼	18	16	89% ▲

Appendix B

**Insurance Group Compliance
Initial MOP and Initial Indemnity NOC
Filings Fourth Quarter 2020
9/1/2020 - 12/31/2020**

INSURANCE GROUP COMPLIANCE
Initial MOP and Initial Indemnity NOC Filings
Fourth Quarter
10/1/2020 -12/31/2020

Insurance Company	Total Initial MOPs Filed	Initial MOPs Filed Timely	Compliance Percentage	Total Initial Indemnity NOCs Filed	Initial Indemnity NOCs Filed Timely	Compliance Percentage
ACADIA INSURANCE	MOPs Filed	Timely MOPs	Compliance	NOCs Filed	Timely NOCs	Compliance
CA010 ACADIA INSURANCE	20	20	100%	4	4	100%
Total	20	20	100% ▲	4	4	100% ▲
ACADIA INSURANCE Group Total	20	20	100% ▲	4	4	100% ▲
ACCIDENT FUND INSURANCE	MOPs Filed	Timely MOPs	Compliance	NOCs Filed	Timely NOCs	Compliance
ACCIDENT FUND INSURANCE	*	*	*	*	*	*
Total	*	*	*	*	*	*
ACCIDENT FUND INSURANCE TPA Administered Claims						
CA070 CANNON COCHRAN MANAGEMENT SERVICES	*	*	*	*	*	*
CA190 GALLAGHER BASSETT SERVICES	2	0	0%	No Filings	No Filings	No Filings
TPA Total	2	0	0% ▼	No Filings	No Filings	No Filings
ACCIDENT FUND INSURANCE Group Total	2	0	0% ▼	No Filings	No Filings	No Filings
AIG INSURANCE	MOPs Filed	Timely MOPs	Compliance	NOCs Filed	Timely NOCs	Compliance
CA015 AIG CLAIMS, INC	2	2	100%	4	4	100%
Total	2	2	100% ▲	4	4	100% ▲
AIG INSURANCE TPA Administered Claims						
CA040 BROADSPIRE SERVICES	1	1	100%	No Filings	No Filings	No Filings
CA116 CORVEL ENTERPRISE COMP	No Filings	No Filings	No Filings	No Filings	No Filings	No Filings
CA160 ESIS	5	5	100%	5	4	80%
CA190 GALLAGHER BASSETT SERVICES	17	10	59%	7	6	86%
CA204 HELMSMAN MANAGEMENT SERVICES	No Filings	No Filings	No Filings	1	1	100%
CA300 SEDGWICK CLAIMS MANAGEMENT SERVICES	15	11	73%	19	19	100%
TPA Total	38	27	71% ▼	32	30	94% ▲
AIG INSURANCE Group Total	40	29	73% ▼	36	34	94% ▲
AIM MUTUAL GROUP	MOPs Filed	Timely MOPs	Compliance	NOCs Filed	Timely NOCs	Compliance
CA472 AIM MUTUAL INSURANCE	1	1	100%	No Filings	No Filings	No Filings
ASSOCIATED INDUSTRIES OF MASS MUTUAL	*	*	*	*	*	*
Total	1	1	100% ▲	No Filings	No Filings	No Filings
AIM MUTUAL GROUP Group Total	1	1	100% ▲	No Filings	No Filings	No Filings
AMTRUST INSURANCE	MOPs Filed	Timely MOPs	Compliance	NOCs Filed	Timely NOCs	Compliance
CA437 SECURITY NATIONAL INSURANCE	No Filings	No Filings	No Filings	No Filings	No Filings	No Filings
CA342 TECHNOLOGY INSURANCE	2	2	100%	2	1	50%
CA381 WESCO INSURANCE	3	3	100%	No Filings	No Filings	No Filings
Total	5	5	100% ▲	2	1	50% ▼
AMTRUST INSURANCE Group Total	5	5	100% ▲	2	1	50% ▼

INSURANCE GROUP COMPLIANCE
Initial MOP and Initial Indemnity NOC Filings
Fourth Quarter
10/1/2020 -12/31/2020

Insurance Company	Total Initial MOPs Filed	Initial MOPs Filed Timely	Compliance Percentage	Total Initial Indemnity NOCs Filed	Initial Indemnity NOCs Filed Timely	Compliance Percentage
ARCH INSURANCE	MOPs Filed	Timely MOPs	Compliance	NOCs Filed	Timely NOCs	Compliance
ARCH INSURANCE	*	*	*	*	*	*
Total	*	*	*	*	*	*
ARCH INSURANCE TPA Administered Claims						
CA040 BROADSPIRE SERVICES	2	1	50%	5	5	100%
CA070 CANNON COCHRAN MANAGEMENT SERVICES	No Filings	No Filings	No Filings	1	1	100%
CA117 COTTINGHAM & BUTLER CLAIMS SERVICES	2	1	50%	1	1	100%
CA160 ESIS	*	*	*	*	*	*
CA190 GALLAGHER BASSETT SERVICES	4	1	25%	3	2	67%
CA300 SEDGWICK CLAIMS MANAGEMENT SERVICES	1	1	100%	No Filings	No Filings	No Filings
CA340 YORK RISK SERVICES	No Filings	No Filings	No Filings	1	1	100%
TPA Total	9	4	44% ▼	11	10	91% ▲
ARCH INSURANCE Group Total	9	4	44% ▼	11	10	91% ▲
BATH IRON WORKS	MOPs Filed	Timely MOPs	Compliance	NOCs Filed	Timely NOCs	Compliance
CA036 BATH IRON WORKS	11	11	100%	No Filings	No Filings	No Filings
Total	11	11	100% ▲	No Filings	No Filings	No Filings
BATH IRON WORKS Group Total	11	11	100% ▲	No Filings	No Filings	No Filings
BERKSHIRE HATHAWAY INSURANCE	MOPs Filed	Timely MOPs	Compliance	NOCs Filed	Timely NOCs	Compliance
CA114 BERKSHIRE HATHAWAY HOMESTATE INSURANCE	2	0	0%	No Filings	No Filings	No Filings
Total	2	0	0% ▼	No Filings	No Filings	No Filings
BERKSHIRE HATHAWAY INSURANCE Group Total	2	0	0% ▼	No Filings	No Filings	No Filings
BROADSPIRE SERVICES	MOPs Filed	Timely MOPs	Compliance	NOCs Filed	Timely NOCs	Compliance
CA040 BROADSPIRE SERVICES	8	7	88%	6	6	100%
Total	8	7	88% ▲	6	6	100% ▲
BROADSPIRE SERVICES Group Total	8	7	88% ▲	6	6	100% ▲
CANNON COCHRAN MANAGEMENT SERVICES	MOPs Filed	Timely MOPs	Compliance	NOCs Filed	Timely NOCs	Compliance
CA070 CANNON COCHRAN MANAGEMENT SERVICES	21	9	43%	19	18	95%
Total	21	9	43% ▼	19	18	95% ▲
CANNON COCHRAN MANAGEMENT SERVICES Group Total	21	9	43% ▼	19	18	95% ▲
CHESTERFIELD SERVICES	MOPs Filed	Timely MOPs	Compliance	NOCs Filed	Timely NOCs	Compliance
CA080 CHESTERFIELD SERVICES	2	2	100%	No Filings	No Filings	No Filings
Total	2	2	100% ▲	No Filings	No Filings	No Filings
CHESTERFIELD SERVICES Group Total	2	2	100% ▲	No Filings	No Filings	No Filings

Maine Workers' Compensation Board

Initial MOP Filing Benchmark: 85%

Initial Indemnity NOC Benchmark: 90%

▲ Indicates benchmark met or exceeded

▼ Indicates benchmark not met

INSURANCE GROUP COMPLIANCE
Initial MOP and Initial Indemnity NOC Filings
Fourth Quarter
10/1/2020 -12/31/2020

Insurance Company	Total Initial MOPs Filed	Initial MOPs Filed Timely	Compliance Percentage	Total Initial Indemnity NOCs Filed	Initial Indemnity NOCs Filed Timely	Compliance Percentage
CHUBB INSURANCE	MOPs Filed	Timely MOPs	Compliance	NOCs Filed	Timely NOCs	Compliance
ACE AMERICAN INSURANCE COMPANY	*	*	*	*	*	*
ACE INSURANCE	*	*	*	*	*	*
CA046 CHUBB INSURANCE	*	*	*	*	*	*
CA090 FEDERAL INSURANCE	*	*	*	*	*	*
INDEMNITY INS CO OF NORTH AMERICA	*	*	*	*	*	*
PACIFIC INDEMNITY CO	*	*	*	*	*	*
Total	*	*	*	*	*	*
CHUBB INSURANCE TPA Administered Claims	*	*	*	*	*	*
CA040 BROADSPIRE SERVICES	No Filings	No Filings	No Filings	No Filings	No Filings	No Filings
CA070 CANNON COCHRAN MANAGEMENT SERVICES	4	3	75%	No Filings	No Filings	No Filings
CA110 CONSTITUTION STATE SERVICES	No Filings	No Filings	No Filings	1	1	100%
CA116 CORVEL ENTERPRISE COMP	1	0	0%	No Filings	No Filings	No Filings
CA117 COTTINGHAM & BUTLER CLAIMS SERVICES	11	7	64%	1	1	100%
CA160 ESIS	6	3	50%	4	3	75%
CA190 GALLAGHER BASSETT SERVICES	1	1	100%	1	1	100%
CA204 HELMSMAN MANAGEMENT SERVICES	26	24	92%	33	33	100%
CA300 SEDGWICK CLAIMS MANAGEMENT SERVICES	No Filings	No Filings	No Filings	1	1	100%
CA340 YORK RISK SERVICES						
TPA Total	49	38	78% ▼	41	40	98% ▲
CHUBB INSURANCE Group Total	49	38	78% ▼	41	40	98% ▲
CHURCH MUTUAL INSURANCE	MOPs Filed	Timely MOPs	Compliance	NOCs Filed	Timely NOCs	Compliance
CA084 CHURCH MUTUAL INSURANCE	*	*	*	*	*	*
Total	*	*	*	*	*	*
CHURCH MUTUAL INSURANCE TPA Administered Claims	*	*	*	*	*	*
CA190 GALLAGHER BASSETT SERVICES	*	*	*	*	*	*
TPA Total	*	*	*	*	*	*
CHURCH MUTUAL INSURANCE Group Total	*	*	*	*	*	*
CIANBRO CORPORATION	MOPs Filed	Timely MOPs	Compliance	NOCs Filed	Timely NOCs	Compliance
CA085 CIANBRO CORPORATION	No Filings	No Filings	No Filings	1	1	100%
Total	No Filings	No Filings	No Filings	1	1	100% ▲
CIANBRO CORPORATION Group Total	No Filings	No Filings	No Filings	1	1	100% ▲
CINCINNATI INSURANCE	MOPs Filed	Timely MOPs	Compliance	NOCs Filed	Timely NOCs	Compliance
CA438 CINCINNATI INSURANCE	*	*	*	*	*	*
Total	*	*	*	*	*	*
CINCINNATI INSURANCE Group Total	*	*	*	*	*	*

INSURANCE GROUP COMPLIANCE
Initial MOP and Initial Indemnity NOC Filings
Fourth Quarter
10/1/2020 -12/31/2020

Insurance Company	Total Initial MOPs Filed	Initial MOPs Filed Timely	Compliance Percentage	Total Initial Indemnity NOCs Filed	Initial Indemnity NOCs Filed Timely	Compliance Percentage
CNA INSURANCE	MOPs Filed	Timely MOPs	Compliance	NOCs Filed	Timely NOCs	Compliance
CA017 AMERICAN CASUALTY COMPANY OF READING PA	*	*	*	*	*	*
CA083 CNA CLAIMS PLUS	1	1	100%	No Filings	No Filings	No Filings
CA050 CONTINENTAL CASUALTY	*	*	*	*	*	*
CA271 NATIONAL FIRE INSURANCE	1	1	100%	No Filings	No Filings	No Filings
CA087 THE CONTINENTAL INSURANCE	*	*	*	*	*	*
CA314 TRANSPORTATION INSURANCE	*	*	*	*	*	*
CA329 VALLEY FORGE INSURANCE COMPANY	1	0	0%	No Filings	No Filings	No Filings
Total	3	2	67% ▼	No Filings	No Filings	No Filings
CNA INSURANCE TPA Administered Claims	*	*	*	*	*	*
CA040 BROADSPIRE SERVICES	*	*	*	*	*	*
TPA Total	*	*	*	*	*	*
CNA INSURANCE Group Total	3	2	67% ▼	No Filings	No Filings	No Filings
CONSTITUTION STATE SERVICES	MOPs Filed	Timely MOPs	Compliance	NOCs Filed	Timely NOCs	Compliance
CA110 CONSTITUTION STATE SERVICES	4	3	75%	No Filings	No Filings	No Filings
Total	4	3	75% ▼	No Filings	No Filings	No Filings
CONSTITUTION STATE SERVICES Group Total	4	3	75% ▼	No Filings	No Filings	No Filings
CONTINENTAL INDEMNITY	MOPs Filed	Timely MOPs	Compliance	NOCs Filed	Timely NOCs	Compliance
CA115 CONTINENTAL INDEMNITY	No Filings	No Filings	No Filings	No Filings	No Filings	No Filings
Total	No Filings	No Filings	No Filings	No Filings	No Filings	No Filings
CONTINENTAL INDEMNITY Group Total	No Filings	No Filings	No Filings	No Filings	No Filings	No Filings
CORVEL ENTERPRISE COMP	MOPs Filed	Timely MOPs	Compliance	NOCs Filed	Timely NOCs	Compliance
CA116 CORVEL ENTERPRISE COMP	7	5	71%	5	5	100%
Total	7	5	71% ▼	5	5	100% ▲
CORVEL ENTERPRISE COMP Group Total	7	5	71% ▼	5	5	100% ▲
COTTINGHAM & BUTLER CLAIMS SERVICES	MOPs Filed	Timely MOPs	Compliance	NOCs Filed	Timely NOCs	Compliance
CA117 COTTINGHAM & BUTLER CLAIMS SERVICES	3	1	33%	1	1	100%
Total	3	1	33% ▼	1	1	100% ▲
COTTINGHAM & BUTLER CLAIMS SERVICES Group Total	3	1	33% ▼	1	1	100% ▲
CROSS INSURANCE	MOPs Filed	Timely MOPs	Compliance	NOCs Filed	Timely NOCs	Compliance
CA093 CROSS INSURANCE	154	153	99%	125	122	98%
Total	154	153	99% ▲	125	122	98% ▲
CROSS INSURANCE Group Total	154	153	99% ▲	125	122	98% ▲

Maine Workers' Compensation Board

Initial MOP Filing Benchmark: 85%

Initial Indemnity NOC Benchmark: 90%

▲ Indicates benchmark met or exceeded

▼ Indicates benchmark not met

INSURANCE GROUP COMPLIANCE
Initial MOP and Initial Indemnity NOC Filings
Fourth Quarter
10/1/2020 -12/31/2020

Insurance Company	Total Initial MOPs Filed	Initial MOPs Filed Timely	Compliance Percentage	Total Initial Indemnity NOCs Filed	Initial Indemnity NOCs Filed Timely	Compliance Percentage
EASTERN ALLIANCE INSURANCE	MOPs Filed	Timely MOPs	Compliance	NOCs Filed	Timely NOCs	Compliance
CA141 EASTERN ALLIANCE INSURANCE	32	28	88%	5	5	100%
Total	32	28	88% ▲	5	5	100% ▲
EASTERN ALLIANCE INSURANCE Group Total	32	28	88% ▲	5	5	100% ▲
ELECTRIC INSURANCE	MOPs Filed	Timely MOPs	Compliance	NOCs Filed	Timely NOCs	Compliance
CA150 ELECTRIC INSURANCE	*	*	*	*	*	*
Total	*	*	*	*	*	*
ELECTRIC INSURANCE TPA Administered Claims						
CA300 SEDGWICK CLAIMS MANAGEMENT SERVICES	3	3	100%	No Filings	No Filings	No Filings
TPA Total	3	3	100% ▲	No Filings	No Filings	No Filings
ELECTRIC INSURANCE Group Total	3	3	100% ▲	No Filings	No Filings	No Filings
EMPLOYERS HOLDING INSURANCE	MOPs Filed	Timely MOPs	Compliance	NOCs Filed	Timely NOCs	Compliance
CA480 EMPLOYERS ASSURANCE COMPANY	*	*	*	*	*	*
CA481 EMPLOYERS COMPENSATION INSURANCE	*	*	*	*	*	*
CA479 EMPLOYERS PREFERRED INSURANCE	*	*	*	*	*	*
Total	*	*	*	*	*	*
EMPLOYERS HOLDING INSURANCE TPA Administered Claims						
CA040 BROADSPIRE SERVICES	*	*	*	*	*	*
TPA Total	*	*	*	*	*	*
EMPLOYERS HOLDING INSURANCE Group Total	*	*	*	*	*	*
ESIS	MOPs Filed	Timely MOPs	Compliance	NOCs Filed	Timely NOCs	Compliance
CA160 ESIS	18	13	72%	6	5	83%
Total	18	13	72% ▼	6	5	83% ▼
ESIS Group Total	18	13	72% ▼	6	5	83% ▼
EVEREST REINS HOLDINGS GROUP	MOPs Filed	Timely MOPs	Compliance	NOCs Filed	Timely NOCs	Compliance
EVEREST REINS HOLDINGS	*	*	*	*	*	*
Total	*	*	*	*	*	*
EVEREST REINS HOLDINGS GROUP TPA Administered Claims						
CA300 SEDGWICK CLAIMS MANAGEMENT SERVICES	No Filings	No Filings	No Filings	No Filings	No Filings	No Filings
TPA Total	No Filings	No Filings	No Filings	No Filings	No Filings	No Filings
EVEREST REINS HOLDINGS GROUP Group Total	No Filings	No Filings	No Filings	No Filings	No Filings	No Filings

Maine Workers' Compensation Board

Initial MOP Filing Benchmark: 85%

Initial Indemnity NOC Benchmark: 90%

▲ Indicates benchmark met or exceeded

▼ Indicates benchmark not met

INSURANCE GROUP COMPLIANCE
Initial MOP and Initial Indemnity NOC Filings
Fourth Quarter
10/1/2020 -12/31/2020

Insurance Company	Total Initial MOPs Filed	Initial MOPs Filed Timely	Compliance Percentage	Total Initial Indemnity NOCs Filed	Initial Indemnity NOCs Filed Timely	Compliance Percentage
FAIRFAX FINANCIAL GROUP	MOPs Filed	Timely MOPs	Compliance	NOCs Filed	Timely NOCs	Compliance
CA257 NORTH RIVER INSURANCE	*	*	*	*	*	*
CA375 UNITED STATES FIRE INSURANCE	1	0	0%	No Filings	No Filings	No Filings
13145 ZENITH INSURANCE	*	*	*	*	*	*
Total	1	0	0% ▼	No Filings	No Filings	No Filings
FAIRFAX FINANCIAL GROUP TPA Administered Claims	*	*	*	*	*	*
CA040 BROADSPIRE SERVICES	*	*	*	*	*	*
TPA Total	*	*	*	*	*	*
FAIRFAX FINANCIAL GROUP Group Total	1	0	0% ▼	No Filings	No Filings	No Filings
FEDERATED MUTUAL INSURANCE	MOPs Filed	Timely MOPs	Compliance	NOCs Filed	Timely NOCs	Compliance
CA091 FEDERATED MUTUAL INSURANCE	2	0	0%	1	1	100%
CA439 FEDERATED RESERVE	No Filings	No Filings	No Filings	1	1	100%
CA092 FEDERATED SERVICE INSURANCE	*	*	*	*	*	*
Total	2	0	0% ▼	2	2	100% ▲
FEDERATED MUTUAL INSURANCE Group Total	2	0	0% ▼	2	2	100% ▲
FEDERATED RURAL ELECTRIC INSURANCE	MOPs Filed	Timely MOPs	Compliance	NOCs Filed	Timely NOCs	Compliance
CA475 FEDERATED RURAL ELECTRIC INSURANCE	No Filings	No Filings	No Filings	No Filings	No Filings	No Filings
Total	No Filings	No Filings	No Filings	No Filings	No Filings	No Filings
FEDERATED RURAL ELECTRIC INSURANCE Group Total	No Filings	No Filings	No Filings	No Filings	No Filings	No Filings
FUTURECOMP	MOPs Filed	Timely MOPs	Compliance	NOCs Filed	Timely NOCs	Compliance
CA175 FUTURECOMP	20	18	90%	4	4	100%
Total	20	18	90% ▲	4	4	100% ▲
FUTURECOMP Group Total	20	18	90% ▲	4	4	100% ▲
GALLAGHER BASSETT SERVICES	MOPs Filed	Timely MOPs	Compliance	NOCs Filed	Timely NOCs	Compliance
CA190 GALLAGHER BASSETT SERVICES	59	29	49%	27	19	70%
Total	59	29	49% ▼	27	19	70% ▼
GALLAGHER BASSETT SERVICES Group Total	59	29	49% ▼	27	19	70% ▼
GREAT AMERICAN INSURANCE	MOPs Filed	Timely MOPs	Compliance	NOCs Filed	Timely NOCs	Compliance
CA193 GREAT AMERICAN INSURANCE	No Filings	No Filings	No Filings	No Filings	No Filings	No Filings
Total	No Filings	No Filings	No Filings	No Filings	No Filings	No Filings
GREAT AMERICAN INSURANCE TPA Administered Claims	*	*	*	*	*	*
CA323 THE AMERICAN EQUITY UNDERWRITERS	1	1	100%	No Filings	No Filings	No Filings
TPA Total	1	1	100% ▲	No Filings	No Filings	No Filings
GREAT AMERICAN INSURANCE Group Total	1	1	100% ▲	No Filings	No Filings	No Filings

Maine Workers' Compensation Board

Initial MOP Filing Benchmark: 85%

Initial Indemnity NOC Benchmark: 90%

▲ Indicates benchmark met or exceeded

▼ Indicates benchmark not met

INSURANCE GROUP COMPLIANCE
Initial MOP and Initial Indemnity NOC Filings
Fourth Quarter
10/1/2020 -12/31/2020

Insurance Company	Total Initial MOPs Filed	Initial MOPs Filed Timely	Compliance Percentage	Total Initial Indemnity NOCs Filed	Initial Indemnity NOCs Filed Timely	Compliance Percentage
GREAT FALLS INSURANCE	MOPs Filed	Timely MOPs	Compliance	NOCs Filed	Timely NOCs	Compliance
GREAT FALLS INSURANCE	*	*	*	*	*	*
Total	*	*	*	*	*	*
GREAT FALLS INSURANCE TPA Administered Claims						
CA070 CANNON COCHRAN MANAGEMENT SERVICES	*	*	*	*	*	*
TPA Total	*	*	*	*	*	*
GREAT FALLS INSURANCE Group Total	*	*	*	*	*	*
GREAT WEST INSURANCE	MOPs Filed	Timely MOPs	Compliance	NOCs Filed	Timely NOCs	Compliance
CA196 GREAT WEST INSURANCE	2	1	50%	No Filings	No Filings	No Filings
Total	2	1	50% ▼	No Filings	No Filings	No Filings
GREAT WEST INSURANCE Group Total	2	1	50% ▼	No Filings	No Filings	No Filings
GUARD INSURANCE	MOPs Filed	Timely MOPs	Compliance	NOCs Filed	Timely NOCs	Compliance
CA019 AMGUARD INSURANCE	1	0	0%	No Filings	No Filings	No Filings
CA140 EASTGUARD INSURANCE	1	0	0%	No Filings	No Filings	No Filings
CA272 NORGUARD INSURANCE	1	0	0%	No Filings	No Filings	No Filings
Total	3	0	0% ▼	No Filings	No Filings	No Filings
GUARD INSURANCE TPA Administered Claims						
CA190 GALLAGHER BASSETT SERVICES	*	*	*	*	*	*
TPA Total	*	*	*	*	*	*
GUARD INSURANCE Group Total	3	0	0% ▼	No Filings	No Filings	No Filings
HANNAFORD BROTHERS	MOPs Filed	Timely MOPs	Compliance	NOCs Filed	Timely NOCs	Compliance
CA201 HANNAFORD BROTHERS	31	24	77%	9	7	78%
Total	31	24	77% ▼	9	7	78% ▼
HANNAFORD BROTHERS Group Total	31	24	77% ▼	9	7	78% ▼
HANOVER INSURANCE	MOPs Filed	Timely MOPs	Compliance	NOCs Filed	Timely NOCs	Compliance
CA430 ALLMERICA FINANCIAL ALLIANCE	*	*	*	*	*	*
CA428 ALLMERICA FINANCIAL BENEFIT INSURANCE	1	1	100%	2	2	100%
CA048 CITIZENS INSURANCE COMPANY OF AMERICA	1	0	0%	No Filings	No Filings	No Filings
CA429 HANOVER AMERICAN INSURANCE	No Filings	No Filings	No Filings	No Filings	No Filings	No Filings
CA202 HANOVER INSURANCE	1	1	100%	1	1	100%
CA228 MASSACHUSETTS BAY INSURANCE	No Filings	No Filings	No Filings	No Filings	No Filings	No Filings
Total	3	2	67% ▼	3	3	100% ▲
HANOVER INSURANCE Group Total	3	2	67% ▼	3	3	100% ▲

Maine Workers' Compensation Board

Initial MOP Filing Benchmark: 85%

Initial Indemnity NOC Benchmark: 90%

▲ Indicates benchmark met or exceeded

▼ Indicates benchmark not met

INSURANCE GROUP COMPLIANCE
Initial MOP and Initial Indemnity NOC Filings
Fourth Quarter
10/1/2020 -12/31/2020

Insurance Company	Total Initial MOPs Filed	Initial MOPs Filed Timely	Compliance Percentage	Total Initial Indemnity NOCs Filed	Initial Indemnity NOCs Filed Timely	Compliance Percentage
HARTFORD INSURANCE	MOPs Filed	Timely MOPs	Compliance	NOCs Filed	Timely NOCs	Compliance
CA188 HARTFORD ACCIDENT & INDEMNITY	*	*	*	*	*	*
CA185 HARTFORD CASUALTY INSURANCE	No Filings	No Filings	No Filings	No Filings	No Filings	No Filings
CA203 HARTFORD FIRE INSURANCE	No Filings	No Filings	No Filings	No Filings	No Filings	No Filings
CA186 HARTFORD INSURANCE COMPANY OF THE MIDWEST	1	1	100%	1	1	100%
CA187 HARTFORD UNDERWRITERS INSURANCE	No Filings	No Filings	No Filings	No Filings	No Filings	No Filings
CA288 PROPERTY & CASUALTY INSURANCE COMPANY OF HARTFORD	2	2	100%	1	1	100%
CA296 SENTINEL INSURANCE	1	1	100%	1	1	100%
CA319 TRUMBULL INSURANCE	1	1	100%	No Filings	No Filings	No Filings
CA321 TWIN CITY FIRE INSURANCE	No Filings	No Filings	No Filings	1	0	0%
Total	5	5	100% ▲	4	3	75% ▼
HARTFORD INSURANCE TPA Administered Claims						
CA040 BROADSPIRE SERVICES	No Filings	No Filings	No Filings	No Filings	No Filings	No Filings
CA070 CANNON COCHRAN MANAGEMENT SERVICES	No Filings	No Filings	No Filings	2	2	100%
CA116 CORVEL ENTERPRISE COMP	1	1	100%	No Filings	No Filings	No Filings
CA160 ESIS	*	*	*	*	*	*
CA300 SEDGWICK CLAIMS MANAGEMENT SERVICES	2	2	100%	2	2	100%
TPA Total	3	3	100% ▲	4	4	100% ▲
HARTFORD INSURANCE Group Total	8	8	100% ▲	8	7	88% ▼
HELMSMAN MANAGEMENT SERVICES	MOPs Filed	Timely MOPs	Compliance	NOCs Filed	Timely NOCs	Compliance
CA204 HELMSMAN MANAGEMENT SERVICES	3	2	67%	2	2	100%
Total	3	2	67% ▼	2	2	100% ▲
HELMSMAN MANAGEMENT SERVICES Group Total	3	2	67% ▼	2	2	100% ▲
LIBERTY MUTUAL INSURANCE	MOPs Filed	Timely MOPs	Compliance	NOCs Filed	Timely NOCs	Compliance
CA003 AMERICAN FIRE & CASUALTY INSURANCE	No Filings	No Filings	No Filings	1	1	100%
CA380 EMPLOYERS INSURANCE OF WAUSAU	1	1	100%	1	1	100%
CA210 LIBERTY MUTUAL INSURANCE	16	13	81%	26	24	92%
CA406 OHIO CASUALTY INSURANCE	No Filings	No Filings	No Filings	No Filings	No Filings	No Filings
CA407 OHIO SECURITY INSURANCE	2	2	100%	2	2	100%
CA408 WEST AMERICAN INSURANCE	*	*	*	*	*	*
Total	19	16	84% ▼	30	28	93% ▲
LIBERTY MUTUAL INSURANCE Group Total	19	16	84% ▼	30	28	93% ▲
MAINE AUTOMOBILE DEALERS ASSOCIATION	MOPs Filed	Timely MOPs	Compliance	NOCs Filed	Timely NOCs	Compliance
CA220 MAINE AUTOMOBILE DEALERS ASSOCIATION	16	0	0%	1	0	0%
Total	16	0	0% ▼	1	0	0% ▼
MAINE AUTOMOBILE DEALERS ASSOCIATION Group Total	16	0	0% ▼	1	0	0% ▼

INSURANCE GROUP COMPLIANCE
Initial MOP and Initial Indemnity NOC Filings
Fourth Quarter
10/1/2020 -12/31/2020

Insurance Company	Total Initial MOPs Filed	Initial MOPs Filed Timely	Compliance Percentage	Total Initial Indemnity NOCs Filed	Initial Indemnity NOCs Filed Timely	Compliance Percentage
MAINE EMPLOYERS' MUTUAL INSURANCE**	MOPs Filed	Timely MOPs	Compliance	NOCs Filed	Timely NOCs	Compliance
CA260 MAINE EMPLOYERS' MUTUAL INSURANCE	415	219	53%	201	155	77%
Total	415	219	53% ▼	201	155	77% ▼
MAINE EMPLOYERS' MUTUAL INSURANCE Group Total	415	219	53% ▼	201	155	77% ▼
MAINE HEALTHCARE ASSOCIATION	MOPs Filed	Timely MOPs	Compliance	NOCs Filed	Timely NOCs	Compliance
CA234 MAINE HEALTHCARE ASSOCIATION	22	21	95%	2	2	100%
Total	22	21	95% ▲	2	2	100% ▲
MAINE HEALTHCARE ASSOCIATION Group Total	22	21	95% ▲	2	2	100% ▲
MAINE MOTOR TRANSPORT ASSOCIATION	MOPs Filed	Timely MOPs	Compliance	NOCs Filed	Timely NOCs	Compliance
CA230 MAINE MOTOR TRANSPORT ASSOCIATION	4	4	100%	8	8	100%
Total	4	4	100% ▲	8	8	100% ▲
MAINE MOTOR TRANSPORT ASSOCIATION Group Total	4	4	100% ▲	8	8	100% ▲
MAINE MUNICIPAL ASSOCIATION	MOPs Filed	Timely MOPs	Compliance	NOCs Filed	Timely NOCs	Compliance
CA225 MAINE MUNICIPAL ASSOCIATION	59	56	95%	53	52	98%
Total	59	56	95% ▲	53	52	98% ▲
MAINE MUNICIPAL ASSOCIATION Group Total	59	56	95% ▲	53	52	98% ▲
MAINE SCHOOL MANAGEMENT ASSOCIATION	MOPs Filed	Timely MOPs	Compliance	NOCs Filed	Timely NOCs	Compliance
CA250 MAINE SCHOOL MANAGEMENT ASSOCIATION	17	15	88%	12	12	100%
Total	17	15	88% ▲	12	12	100% ▲
MAINE SCHOOL MANAGEMENT ASSOCIATION Group Total	17	15	88% ▲	12	12	100% ▲
MARKEL CORP GROUP	MOPs Filed	Timely MOPs	Compliance	NOCs Filed	Timely NOCs	Compliance
STATE NATIONAL INSURANCE	*	*	*	*	*	*
Total	*	*	*	*	*	*
MARKEL CORP GROUP TPA Administered Claims						
CA070 CANNON COCHRAN MANAGEMENT SERVICES	*	*	*	*	*	*
TPA Total	*	*	*	*	*	*
MARKEL CORP GROUP Group Total	*	*	*	*	*	*
MEADOWBROOK INSURANCE	MOPs Filed	Timely MOPs	Compliance	NOCs Filed	Timely NOCs	Compliance
CA255 MEADOWBROOK INSURANCE	1	1	100%	No Filings	No Filings	No Filings
Total	1	1	100% ▲	No Filings	No Filings	No Filings
MEADOWBROOK INSURANCE Group Total	1	1	100% ▲	No Filings	No Filings	No Filings
NATIONAL LIABILITY & FIRE INSURANCE	MOPs Filed	Timely MOPs	Compliance	NOCs Filed	Timely NOCs	Compliance
CA474 NATIONAL LIABILITY AND FIRE INSURANCE	No Filings	No Filings	No Filings	No Filings	No Filings	No Filings
Total	No Filings	No Filings	No Filings	No Filings	No Filings	No Filings
NATIONAL LIABILITY & FIRE INSURANCE Group Total	No Filings	No Filings	No Filings	No Filings	No Filings	No Filings

Maine Workers' Compensation Board

Initial MOP Filing Benchmark: 85%

Initial Indemnity NOC Benchmark: 90%

▲ Indicates benchmark met or exceeded

▼ Indicates benchmark not met

**MEMIC's compliance reflects transitioning to a new EDI system

INSURANCE GROUP COMPLIANCE
Initial MOP and Initial Indemnity NOC Filings
Fourth Quarter
10/1/2020 -12/31/2020

Insurance Company	Total Initial MOPs Filed	Initial MOPs Filed Timely	Compliance Percentage	Total Initial Indemnity NOCs Filed	Initial Indemnity NOCs Filed Timely	Compliance Percentage
NATIONWIDE INSURANCE	MOPs Filed	Timely MOPs	Compliance	NOCs Filed	Timely NOCs	Compliance
CA291 NATIONWIDE AGRIBUSINESS INSURANCE	*	*	*	*	*	*
Total	*	*	*	*	*	*
NATIONWIDE INSURANCE Group Total	*	*	*	*	*	*
NEXT LEVEL ADMINISTRATOR LLC	MOPs Filed	Timely MOPs	Compliance	NOCs Filed	Timely NOCs	Compliance
CA433 NEXT LEVEL ADMINISTRATOR LLC	*	*	*	*	*	*
Total	*	*	*	*	*	*
NEXT LEVEL ADMINISTRATOR LLC Group Total	*	*	*	*	*	*
NGM INSURANCE	MOPs Filed	Timely MOPs	Compliance	NOCs Filed	Timely NOCs	Compliance
CA265 NGM INSURANCE	1	1	100%	No Filings	No Filings	No Filings
Total	1	1	100% ▲	No Filings	No Filings	No Filings
NGM INSURANCE Group Total	1	1	100% ▲	No Filings	No Filings	No Filings
OLD REPUBLIC INSURANCE	MOPs Filed	Timely MOPs	Compliance	NOCs Filed	Timely NOCs	Compliance
OLD REPUBLIC GENERAL INSURANCE CORP.	*	*	*	*	*	*
OLD REPUBLIC INSURANCE	*	*	*	*	*	*
Total	*	*	*	*	*	*
OLD REPUBLIC INSURANCE TPA Administered Claims						
CA040 BROADSPIRE SERVICES	1	1	100%	No Filings	No Filings	No Filings
CA070 CANNON COCHRAN MANAGEMENT SERVICES	1	1	100%	No Filings	No Filings	No Filings
CA116 CORVEL ENTERPRISE COMP	1	1	100%	No Filings	No Filings	No Filings
CA160 ESIS	1	1	100%	No Filings	No Filings	No Filings
CA190 GALLAGHER BASSETT SERVICES	1	0	0%	1	1	100%
CA204 HELMSMAN MANAGEMENT SERVICES	*	*	*	*	*	*
CA300 SEDGWICK CLAIMS MANAGEMENT SERVICES	2	2	100%	3	3	100%
TPA Total	7	6	86% ▲	4	4	100% ▲
OLD REPUBLIC INSURANCE Group Total	7	6	86% ▲	4	4	100% ▲
PENNSYLVANIA MFG ASSN	MOPs Filed	Timely MOPs	Compliance	NOCs Filed	Timely NOCs	Compliance
MANUFACTURERS ALLIANCE INSURANCE	*	*	*	*	*	*
PENNSYLVANIA MFG ASSN	*	*	*	*	*	*
PENNSYLVANIA MFG INDEMNITY CO	*	*	*	*	*	*
Total	*	*	*	*	*	*
PENNSYLVANIA MFG ASSN TPA Administered Claims						
CA190 GALLAGHER BASSETT SERVICES	9	4	44%	3	1	33%
CA323 THE AMERICAN EQUITY UNDERWRITERS	No Filings	No Filings	No Filings	No Filings	No Filings	No Filings
TPA Total	9	4	44% ▼	3	1	33% ▼
PENNSYLVANIA MFG ASSN Group Total	9	4	44% ▼	3	1	33% ▼

Maine Workers' Compensation Board

Initial MOP Filing Benchmark: 85%

Initial Indemnity NOC Benchmark: 90%

▲ Indicates benchmark met or exceeded

▼ Indicates benchmark not met

INSURANCE GROUP COMPLIANCE
Initial MOP and Initial Indemnity NOC Filings
Fourth Quarter
10/1/2020 -12/31/2020

Insurance Company	Total Initial MOPs Filed	Initial MOPs Filed Timely	Compliance Percentage	Total Initial Indemnity NOCs Filed	Initial Indemnity NOCs Filed Timely	Compliance Percentage
PROTECTIVE INSURANCE	MOPs Filed	Timely MOPs	Compliance	NOCs Filed	Timely NOCs	Compliance
CA277 PROTECTIVE INSURANCE COMPANY	*	*	*	*	*	*
Total	*	*	*	*	*	*
PROTECTIVE INSURANCE TPA Administered Claims						
CA300 SEDGWICK CLAIMS MANAGEMENT SERVICES	1	0	0%	No Filings	No Filings	No Filings
CA340 YORK RISK SERVICES	1	1	100%	No Filings	No Filings	No Filings
TPA Total	2	1	50% ▼	No Filings	No Filings	No Filings
PROTECTIVE INSURANCE Group Total	2	1	50% ▼	No Filings	No Filings	No Filings
QBE INSURANCE GROUP	MOPs Filed	Timely MOPs	Compliance	NOCs Filed	Timely NOCs	Compliance
CA268 NORTH AMERICAN RISK SERVICES	*	*	*	*	*	*
QBE INSURANCE GROUP	*	*	*	*	*	*
Total	*	*	*	*	*	*
QBE INSURANCE GROUP TPA Administered Claims						
CA190 GALLAGHER BASSETT SERVICES	No Filings	No Filings	No Filings	1	1	100%
CA300 SEDGWICK CLAIMS MANAGEMENT SERVICES	1	1	100%	1	1	100%
TPA Total	1	1	100% ▲	2	2	100% ▲
QBE INSURANCE GROUP Group Total	1	1	100% ▲	2	2	100% ▲
SAFETY NATIONAL CASUALTY CORP	MOPs Filed	Timely MOPs	Compliance	NOCs Filed	Timely NOCs	Compliance
SAFETY NATIONAL CASUALTY CORP	*	*	*	*	*	*
Total	*	*	*	*	*	*
SAFETY NATIONAL CASUALTY CORP TPA Administered Claims						
CA040 BROADSPIRE SERVICES	No Filings	No Filings	No Filings	No Filings	No Filings	No Filings
CA116 CORVEL ENTERPRISE COMP	1	1	100%	2	2	100%
CA160 ESIS	*	*	*	*	*	*
CA190 GALLAGHER BASSETT SERVICES	3	3	100%	1	1	100%
CA204 HELMSMAN MANAGEMENT SERVICES	2	1	50%	No Filings	No Filings	No Filings
CA300 SEDGWICK CLAIMS MANAGEMENT SERVICES	2	2	100%	5	5	100%
TPA Total	8	7	88% ▲	8	8	100% ▲
SAFETY NATIONAL CASUALTY CORP Group Total	8	7	88% ▲	8	8	100% ▲
SEDGWICK CLAIMS MANAGEMENT SERVICES	MOPs Filed	Timely MOPs	Compliance	NOCs Filed	Timely NOCs	Compliance
CA300 SEDGWICK CLAIMS MANAGEMENT SERVICES	68	58	85%	81	81	100%
Total	68	58	85% ▲	81	81	100% ▲
SEDGWICK CLAIMS MANAGEMENT SERVICES Group Total	68	58	85% ▲	81	81	100% ▲

Maine Workers' Compensation Board

Initial MOP Filing Benchmark: 85%

Initial Indemnity NOC Benchmark: 90%

▲ Indicates benchmark met or exceeded

▼ Indicates benchmark not met

INSURANCE GROUP COMPLIANCE
Initial MOP and Initial Indemnity NOC Filings
Fourth Quarter
10/1/2020 -12/31/2020

Insurance Company	Total Initial MOPs Filed	Initial MOPs Filed Timely	Compliance Percentage	Total Initial Indemnity NOCs Filed	Initial Indemnity NOCs Filed Timely	Compliance Percentage
SENTRY INSURANCE	MOPs Filed	Timely MOPs	Compliance	NOCs Filed	Timely NOCs	Compliance
CA207 FLORISTS MUTUAL INSURANCE	No Filings	No Filings	No Filings	No Filings	No Filings	No Filings
CA426 MIDDLESEX INSURANCE COMPANY	3	3	100%	No Filings	No Filings	No Filings
CA402 SENTRY CASUALTY	7	6	86%	No Filings	No Filings	No Filings
CA305 SENTRY INSURANCE	2	2	100%	No Filings	No Filings	No Filings
CA308 SENTRY SELECT INSURANCE	*	*	*	*	*	*
Total	12	11	92% ▲	No Filings	No Filings	No Filings
SENTRY INSURANCE Group Total	12	11	92% ▲	No Filings	No Filings	No Filings
SERVICE AMERICAN INDEMNITY	MOPs Filed	Timely MOPs	Compliance	NOCs Filed	Timely NOCs	Compliance
SERVICE AMERICAN INDEMNITY	*	*	*	*	*	*
Total	*	*	*	*	*	*
SERVICE AMERICAN INDEMNITY TPA Administered Claims						
CA040 BROADSPIRE SERVICES	4	4	100%	1	1	100%
TPA Total	4	4	100% ▲	1	1	100% ▲
SERVICE AMERICAN INDEMNITY Group Total	4	4	100% ▲	1	1	100% ▲
SOMPO JAPAN INSURANCE	MOPs Filed	Timely MOPs	Compliance	NOCs Filed	Timely NOCs	Compliance
SOMPO JAPAN INSURANCE COMPANY OF AMERICA	*	*	*	*	*	*
Total	*	*	*	*	*	*
SOMPO JAPAN INSURANCE TPA Administered Claims						
CA190 GALLAGHER BASSETT SERVICES	No Filings	No Filings	No Filings	No Filings	No Filings	No Filings
TPA Total	No Filings	No Filings	No Filings	No Filings	No Filings	No Filings
SOMPO JAPAN INSURANCE Group Total	No Filings	No Filings	No Filings	No Filings	No Filings	No Filings
STARR INDEMNITY INSURANCE	MOPs Filed	Timely MOPs	Compliance	NOCs Filed	Timely NOCs	Compliance
STARR INDEMNITY INSURANCE	*	*	*	*	*	*
Total	*	*	*	*	*	*
STARR INDEMNITY INSURANCE TPA Administered Claims						
CA160 ESIS	*	*	*	*	*	*
CA190 GALLAGHER BASSETT SERVICES	3	1	33%	1	0	0%
CA300 SEDGWICK CLAIMS MANAGEMENT SERVICES	2	2	100%	1	1	100%
TPA Total	5	3	60% ▼	2	1	50% ▼
STARR INDEMNITY INSURANCE Group Total	5	3	60% ▼	2	1	50% ▼
STATE OF MAINE WORKERS' COMPENSATION TRUST	MOPs Filed	Timely MOPs	Compliance	NOCs Filed	Timely NOCs	Compliance
CA307 STATE OF MAINE WORKERS' COMPENSATION TRUST	32	27	84%	257	257	100%
Total	32	27	84% ▼	257	257	100% ▲
STATE OF MAINE WORKERS' COMPENSATION TRUST Group Total	32	27	84% ▼	257	257	100% ▲

Maine Workers' Compensation Board

Initial MOP Filing Benchmark: 85%

Initial Indemnity NOC Benchmark: 90%

▲ Indicates benchmark met or exceeded

▼ Indicates benchmark not met

INSURANCE GROUP COMPLIANCE
Initial MOP and Initial Indemnity NOC Filings
Fourth Quarter
10/1/2020 -12/31/2020

Insurance Company	Total Initial MOPs Filed	Initial MOPs Filed Timely	Compliance Percentage	Total Initial Indemnity NOCs Filed	Initial Indemnity NOCs Filed Timely	Compliance Percentage
SYNERNET	MOPs Filed	Timely MOPs	Compliance	NOCs Filed	Timely NOCs	Compliance
CA320 SYNERNET	115	113	98%	56	56	100%
Total	115	113	98% ▲	56	56	100% ▲
SYNERNET Group Total	115	113	98% ▲	56	56	100% ▲
THE AMERICAN EQUITY UNDERWRITERS	MOPs Filed	Timely MOPs	Compliance	NOCs Filed	Timely NOCs	Compliance
CA323 THE AMERICAN EQUITY UNDERWRITERS	1	1	100%	No Filings	No Filings	No Filings
Total	1	1	100% ▲	No Filings	No Filings	No Filings
THE AMERICAN EQUITY UNDERWRITERS Group Total	1	1	100% ▲	No Filings	No Filings	No Filings
TOKIO MARINE INSURANCE	MOPs Filed	Timely MOPs	Compliance	NOCs Filed	Timely NOCs	Compliance
CA414 TOKIO MARINE AMERICA INSURANCE	*	*	*	*	*	*
Total	*	*	*	*	*	*
TOKIO MARINE INSURANCE Group Total	*	*	*	*	*	*
TRAVELERS INSURANCE	MOPs Filed	Timely MOPs	Compliance	NOCs Filed	Timely NOCs	Compliance
CA072 CHARTER OAK FIRE INSURANCE	10	6	60%	1	0	0%
CA164 FARMINGTON CASUALTY	2	1	50%	No Filings	No Filings	No Filings
CA284 PHOENIX INSURANCE	1	1	100%	2	2	100%
CA306 STANDARD FIRE INSURANCE	6	3	50%	No Filings	No Filings	No Filings
CA347 TRAVELERS CASUALTY & SURETY	5	4	80%	No Filings	No Filings	No Filings
CA348 TRAVELERS CASUALTY INSURANCE COMPANY OF AMERICA	1	1	100%	No Filings	No Filings	No Filings
CA349 TRAVELERS COMMERCIAL CASUALTY	1	1	100%	No Filings	No Filings	No Filings
CA343 TRAVELERS INDEMNITY COMPANY	1	0	0%	No Filings	No Filings	No Filings
CA346 TRAVELERS INDEMNITY COMPANY OF AMERICA	*	*	*	*	*	*
CA345 TRAVELERS PROPERTY CASUALTY INSURANCE	*	*	*	*	*	*
Total	27	17	63% ▼	3	2	67% ▼
TRAVELERS INSURANCE TPA Administered Claims						
CA190 GALLAGHER BASSETT SERVICES	No Filings	No Filings	No Filings	No Filings	No Filings	No Filings
CA300 SEDGWICK CLAIMS MANAGEMENT SERVICES	1	1	100%	No Filings	No Filings	No Filings
CA340 YORK RISK SERVICES	No Filings	No Filings	No Filings	No Filings	No Filings	No Filings
TPA Total	1	1	100% ▲	No Filings	No Filings	No Filings
TRAVELERS INSURANCE Group Total	28	18	64% ▼	3	2	67% ▼
TYSON FOODS INC	MOPs Filed	Timely MOPs	Compliance	NOCs Filed	Timely NOCs	Compliance
CA435 TYSON FOODS INC	2	2	100%	No Filings	No Filings	No Filings
Total	2	2	100% ▲	No Filings	No Filings	No Filings
TYSON FOODS INC Group Total	2	2	100% ▲	No Filings	No Filings	No Filings

Maine Workers' Compensation Board

Initial MOP Filing Benchmark: 85%

Initial Indemnity NOC Benchmark: 90%

▲ Indicates benchmark met or exceeded

▼ Indicates benchmark not met

INSURANCE GROUP COMPLIANCE
Initial MOP and Initial Indemnity NOC Filings
Fourth Quarter
10/1/2020 -12/31/2020

Insurance Company	Total Initial MOPs Filed	Initial MOPs Filed Timely	Compliance Percentage	Total Initial Indemnity NOCs Filed	Initial Indemnity NOCs Filed Timely	Compliance Percentage
UNITED STATES FIRE INSURANCE	MOPs Filed	Timely MOPs	Compliance	NOCs Filed	Timely NOCs	Compliance
CA375 UNITED STATES FIRE INSURANCE	1	0	0%	No Filings	No Filings	No Filings
Total	1	0	0% ▼	No Filings	No Filings	No Filings
UNITED STATES FIRE INSURANCE Group Total	1	0	0% ▼	No Filings	No Filings	No Filings
UTICA MUTUAL INSURANCE	MOPs Filed	Timely MOPs	Compliance	NOCs Filed	Timely NOCs	Compliance
CA324 UTICA MUTUAL INSURANCE	*	*	*	*	*	*
Total	*	*	*	*	*	*
UTICA MUTUAL INSURANCE Group Total	*	*	*	*	*	*
VANLINER INSURANCE	MOPs Filed	Timely MOPs	Compliance	NOCs Filed	Timely NOCs	Compliance
CA379 VANLINER INSURANCE	2	1	50%	2	2	100%
Total	2	1	50% ▼	2	2	100% ▲
VANLINER INSURANCE Group Total	2	1	50% ▼	2	2	100% ▲
WALMART CLAIMS SERVICES	MOPs Filed	Timely MOPs	Compliance	NOCs Filed	Timely NOCs	Compliance
CA100 WALMART CLAIMS SERVICES	3	3	100%	24	23	96%
Total	3	3	100% ▲	24	23	96% ▲
WALMART CLAIMS SERVICES Group Total	3	3	100% ▲	24	23	96% ▲
XL INSURANCE	MOPs Filed	Timely MOPs	Compliance	NOCs Filed	Timely NOCs	Compliance
CA384 XL INSURANCE	*	*	*	*	*	*
Total	*	*	*	*	*	*
XL INSURANCE TPA Administered Claims						
CA040 BROADSPIRE SERVICES	*	*	*	*	*	*
CA117 COTTINGHAM & BUTLER CLAIMS SERVICES	*	*	*	*	*	*
CA160 ESIS	1	0	0%	No Filings	No Filings	No Filings
CA190 GALLAGHER BASSETT SERVICES	6	2	33%	3	3	100%
CA300 SEDGWICK CLAIMS MANAGEMENT SERVICES	1	1	100%	1	1	100%
TPA Total	8	3	38% ▼	4	4	100% ▲
XL INSURANCE Group Total	8	3	38% ▼	4	4	100% ▲
YORK RISK SERVICES	MOPs Filed	Timely MOPs	Compliance	NOCs Filed	Timely NOCs	Compliance
CA340 YORK RISK SERVICES	1	1	100%	2	2	100%
Total	1	1	100% ▲	2	2	100% ▲
YORK RISK SERVICES Group Total	1	1	100% ▲	2	2	100% ▲

Maine Workers' Compensation Board

Initial MOP Filing Benchmark: 85%

Initial Indemnity NOC Benchmark: 90%

▲ Indicates benchmark met or exceeded

▼ Indicates benchmark not met

INSURANCE GROUP COMPLIANCE
Initial MOP and Initial Indemnity NOC Filings
Fourth Quarter
10/1/2020 -12/31/2020

Insurance Company	Total Initial MOPs Filed	Initial MOPs Filed Timely	Compliance Percentage	Total Initial Indemnity NOCs Filed	Initial Indemnity NOCs Filed Timely	Compliance Percentage
ZURICH INSURANCE	MOPs Filed	Timely MOPs	Compliance	NOCs Filed	Timely NOCs	Compliance
CA022 AMERICAN ZURICH	7	7	100%	6	4	67%
CA400 ZURICH AMERICAN INSURANCE	2	2	100%	1	1	100%
CA404 ZURICH AMERICAN INSURANCE COMPANY OF ILLINOIS	*	*	*	*	*	*
Total	9	9	100% ▲	7	5	71% ▼
ZURICH INSURANCE TPA Administered Claims						
CA040 BROADSPIRE SERVICES	*	*	*	*	*	*
CA070 CANNON COCHRAN MANAGEMENT SERVICES	No Filings	No Filings	No Filings	No Filings	No Filings	No Filings
CA080 CHESTERFIELD SERVICES	2	2	100%	No Filings	No Filings	No Filings
CA116 CORVEL ENTERPRISE COMP	3	2	67%	2	2	100%
CA117 COTTINGHAM & BUTLER CLAIMS SERVICES	*	*	*	*	*	*
CA160 ESIS	No Filings	No Filings	No Filings	No Filings	No Filings	No Filings
CA190 GALLAGHER BASSETT SERVICES	3	1	33%	3	1	33%
CA300 SEDGWICK CLAIMS MANAGEMENT SERVICES	No Filings	No Filings	No Filings	4	4	100%
CA375 UNITED STATES FIRE INSURANCE	1	0	0%	No Filings	No Filings	No Filings
TPA Total	9	5	56% ▼	9	7	78% ▼
ZURICH INSURANCE Group Total	18	14	78% ▼	16	12	75% ▼

Appendix C

Insurance Group Compliance Wage Statement and Fringe Benefit Form Filings Fourth Quarter 2020 9/1/2020 - 12/31/2020

INSURANCE GROUP COMPLIANCE
Wage Statements and Fringe Benefit Forms
Fourth Quarter
10/1/2020 - 12/31/2020

Insurance Company	Total Wage Statement(s) Due	Wage Statement(s) Filed Timely	Compliance Percentage	Total Fringe Benefit Form(s) Due	Fringe Benefit Form(s) Filed Timely	Compliance Percentage
ACADIA INSURANCE	Wage(s) Due	Timely Wage(s)	Compliance	Fringe(s) Due	Timely Fringe(s)	Compliance
CA010 ACADIA INSURANCE	24	22	92%	24	22	92%
Total	24	22	92% ▲	24	22	92% ▲
ACADIA INSURANCE Group Total	24	22	92% ▲	24	22	92% ▲
ACCIDENT FUND INSURANCE	Wage(s) Due	Timely Wage(s)	Compliance	Fringe(s) Due	Timely Fringe(s)	Compliance
ACCIDENT FUND INSURANCE	*	*	*	*	*	*
Total	*	*	*	*	*	*
ACCIDENT FUND INSURANCE TPA Administered Claims						
CA070 CANNON COCHRAN MANAGEMENT SERVICES	*	*	*	*	*	*
CA190 GALLAGHER BASSETT SERVICES	2	1	50%	2	2	100%
TPA Total	2	1	50% ▼	2	2	100% ▲
ACCIDENT FUND INSURANCE Group Total	2	1	50% ▼	2	2	100% ▲
ACUITY MUTUAL INSURANCE	Wage(s) Due	Timely Wage(s)	Compliance	Fringe(s) Due	Timely Fringe(s)	Compliance
CA418 ACUITY MUTUAL INSURANCE	1	0	0%	1	0	0%
Total	1	0	0% ▼	1	0	0% ▼
ACUITY MUTUAL INSURANCE Group Total	1	0	0% ▼	1	0	0% ▼
AIG INSURANCE	Wage(s) Due	Timely Wage(s)	Compliance	Fringe(s) Due	Timely Fringe(s)	Compliance
CA015 AIG CLAIMS, INC	6	4	67%	6	3	50%
Total	6	4	67% ▼	6	3	50% ▼
AIG INSURANCE TPA Administered Claims						
CA012 ALTERNATIVE SERVICE CONCEPTS LLC	*	*	*	*	*	*
CA040 BROADSPIRE SERVICES	1	1	100%	1	1	100%
CA110 CONSTITUTION STATE SERVICES	*	*	*	*	*	*
CA116 CORVEL ENTERPRISE COMP	*	*	*	*	*	*
CA160 ESIS	10	6	60%	10	7	70%
CA190 GALLAGHER BASSETT SERVICES	27	16	59%	27	19	70%
CA204 HELMSMAN MANAGEMENT SERVICES	1	0	0%	1	0	0%
CA300 SEDGWICK CLAIMS MANAGEMENT SERVICES	33	27	82%	33	28	85%
TPA Total	72	50	69% ▼	72	55	76% ▼
AIG INSURANCE Group Total	78	54	69% ▼	78	58	74% ▼
AIM MUTUAL GROUP	Wage(s) Due	Timely Wage(s)	Compliance	Fringe(s) Due	Timely Fringe(s)	Compliance
CA472 AIM MUTUAL INSURANCE	1	1	100%	1	1	100%
ASSOCIATED INDUSTRIES OF MASS MUTUAL	*	*	*	*	*	*
Total	1	1	100% ▲	1	1	100% ▲
AIM MUTUAL GROUP Group Total	1	1	100% ▲	1	1	100% ▲

INSURANCE GROUP COMPLIANCE
Wage Statements and Fringe Benefit Forms
Fourth Quarter
10/1/2020 - 12/31/2020

Insurance Company	Total Wage Statement(s) Due	Wage Statement(s) Filed Timely	Compliance Percentage	Total Fringe Benefit Form(s) Due	Fringe Benefit Form(s) Filed Timely	Compliance Percentage
AMTRUST INSURANCE	Wage(s) Due	Timely Wage(s)	Compliance	Fringe(s) Due	Timely Fringe(s)	Compliance
CA437 SECURITY NATIONAL INSURANCE	*	*	*	*	*	*
CA342 TECHNOLOGY INSURANCE	3	2	67%	3	2	67%
CA381 WESCO INSURANCE	3	3	100%	3	3	100%
Total	6	5	83% ▲	6	5	83% ▲
AMTRUST INSURANCE Group Total	6	5	83% ▲	6	5	83% ▲
ARCH INSURANCE	Wage(s) Due	Timely Wage(s)	Compliance	Fringe(s) Due	Timely Fringe(s)	Compliance
ARCH INSURANCE	*	*	*	*	*	*
CA072 CHARTER OAK FIRE INSURANCE	*	*	*	*	*	*
Total	*	*	*	*	*	*
ARCH INSURANCE TPA Administered Claims						
CA040 BROADSPIRE SERVICES	9	7	78%	9	7	78%
CA070 CANNON COCHRAN MANAGEMENT SERVICES	1	0	0%	1	0	0%
CA116 CORVEL ENTERPRISE COMP	*	*	*	*	*	*
CA117 COTTINGHAM & BUTLER CLAIMS SERVICES	4	2	50%	4	2	50%
CA160 ESIS	*	*	*	*	*	*
CA190 GALLAGHER BASSETT SERVICES	5	2	40%	5	1	20%
CA300 SEDGWICK CLAIMS MANAGEMENT SERVICES	1	1	100%	1	1	100%
CA340 YORK RISK SERVICES	*	*	*	*	*	*
TPA Total	20	12	60% ▼	20	11	55% ▼
ARCH INSURANCE Group Total	20	12	60% ▼	20	11	55% ▼
BATH IRON WORKS	Wage(s) Due	Timely Wage(s)	Compliance	Fringe(s) Due	Timely Fringe(s)	Compliance
CA036 BATH IRON WORKS	10	10	100%	10	10	100%
Total	10	10	100% ▲	10	10	100% ▲
BATH IRON WORKS Group Total	10	10	100% ▲	10	10	100% ▲
BERKSHIRE HATHAWAY INSURANCE	Wage(s) Due	Timely Wage(s)	Compliance	Fringe(s) Due	Timely Fringe(s)	Compliance
CA114 BERKSHIRE HATHAWAY HOMESTATE INSURANCE	2	0	0%	2	0	0%
Total	2	0	0% ▼	2	0	0% ▼
BERKSHIRE HATHAWAY INSURANCE Group Total	2	0	0% ▼	2	0	0% ▼
BROADSPIRE SERVICES	Wage(s) Due	Timely Wage(s)	Compliance	Fringe(s) Due	Timely Fringe(s)	Compliance
CA040 BROADSPIRE SERVICES	24	19	79%	24	19	79%
Total	24	19	79% ▲	24	19	79% ▲
BROADSPIRE SERVICES Group Total	24	19	79% ▲	24	19	79% ▲

INSURANCE GROUP COMPLIANCE
Wage Statements and Fringe Benefit Forms
Fourth Quarter
10/1/2020 - 12/31/2020

Insurance Company	Total Wage Statement(s) Due	Wage Statement(s) Filed Timely	Compliance Percentage	Total Fringe Benefit Form(s) Due	Fringe Benefit Form(s) Filed Timely	Compliance Percentage
CANNON COCHRAN MANAGEMENT SERVICES	Wage(s) Due	Timely Wage(s)	Compliance	Fringe(s) Due	Timely Fringe(s)	Compliance
CA070 CANNON COCHRAN MANAGEMENT SERVICES	36	24	67%	36	24	67%
Total	36	24	67% ▼	36	24	67% ▼
CANNON COCHRAN MANAGEMENT SERVICES Group Total	36	24	67% ▼	36	24	67% ▼
CHESTERFIELD SERVICES	Wage(s) Due	Timely Wage(s)	Compliance	Fringe(s) Due	Timely Fringe(s)	Compliance
CA080 CHESTERFIELD SERVICES	2	2	100%	2	1	50%
Total	2	2	100% ▲	2	1	50% ▼
CHESTERFIELD SERVICES Group Total	2	2	100% ▲	2	1	50% ▼
CHUBB INSURANCE	Wage(s) Due	Timely Wage(s)	Compliance	Fringe(s) Due	Timely Fringe(s)	Compliance
ACE AMERICAN INSURANCE COMPANY	*	*	*	*	*	*
ACE INSURANCE	*	*	*	*	*	*
CA046 CHUBB INSURANCE	*	*	*	*	*	*
CA090 FEDERAL INSURANCE	*	*	*	*	*	*
INDEMNITY INS CO OF NORTH AMERICA	*	*	*	*	*	*
PACIFIC INDEMNITY CO	*	*	*	*	*	*
Total	*	*	*	*	*	*
CHUBB INSURANCE TPA Administered Claims						
CA040 BROADSPIRE SERVICES	*	*	*	*	*	*
CA070 CANNON COCHRAN MANAGEMENT SERVICES	*	*	*	*	*	*
CA110 CONSTITUTION STATE SERVICES	2	1	50%	2	1	50%
CA116 CORVEL ENTERPRISE COMP	4	2	50%	4	2	50%
CA117 COTTINGHAM & BUTLER CLAIMS SERVICES	1	0	0%	1	0	0%
CA160 ESIS	13	4	31%	13	4	31%
CA190 GALLAGHER BASSETT SERVICES	14	11	79%	14	12	86%
CA204 HELMSMAN MANAGEMENT SERVICES	1	0	0%	1	0	0%
CA300 SEDGWICK CLAIMS MANAGEMENT SERVICES	53	50	94%	53	52	98%
CA340 YORK RISK SERVICES	1	0	0%	1	0	0%
TPA Total	89	68	76% ▲	89	71	80% ▲
CHUBB INSURANCE Group Total	89	68	76% ▲	89	71	80% ▲
CHURCH MUTUAL INSURANCE	Wage(s) Due	Timely Wage(s)	Compliance	Fringe(s) Due	Timely Fringe(s)	Compliance
CA084 CHURCH MUTUAL INSURANCE	*	*	*	*	*	*
Total	*	*	*	*	*	*
CHURCH MUTUAL INSURANCE TPA Administered Claims						
CA190 GALLAGHER BASSETT SERVICES	*	*	*	*	*	*
TPA Total	*	*	*	*	*	*
CHURCH MUTUAL INSURANCE Group Total	*	*	*	*	*	*

INSURANCE GROUP COMPLIANCE
Wage Statements and Fringe Benefit Forms
Fourth Quarter
10/1/2020 - 12/31/2020

Insurance Company	Total Wage Statement(s) Due	Wage Statement(s) Filed Timely	Compliance Percentage	Total Fringe Benefit Form(s) Due	Fringe Benefit Form(s) Filed Timely	Compliance Percentage
CIANBRO CORPORATION	Wage(s) Due	Timely Wage(s)	Compliance	Fringe(s) Due	Timely Fringe(s)	Compliance
CA085 CIANBRO CORPORATION	1	0	0%	1	0	0%
Total	1	0	0% ▼	1	0	0% ▼
CIANBRO CORPORATION Group Total	1	0	0% ▼	1	0	0% ▼
CINCINNATI INSURANCE	Wage(s) Due	Timely Wage(s)	Compliance	Fringe(s) Due	Timely Fringe(s)	Compliance
CA438 CINCINNATI INSURANCE	*	*	*	*	*	*
Total	*	*	*	*	*	*
CINCINNATI INSURANCE Group Total	*	*	*	*	*	*
CNA INSURANCE	Wage(s) Due	Timely Wage(s)	Compliance	Fringe(s) Due	Timely Fringe(s)	Compliance
CA017 AMERICAN CASUALTY COMPANY OF READING PA	1	1	100%	1	1	100%
CA083 CNA CLAIMS PLUS	1	1	100%	1	1	100%
CA050 CONTINENTAL CASUALTY	*	*	*	*	*	*
CA271 NATIONAL FIRE INSURANCE	*	*	*	*	*	*
CA087 THE CONTINENTAL INSURANCE	*	*	*	*	*	*
CA314 TRANSPORTATION INSURANCE	*	*	*	*	*	*
CA329 VALLEY FORGE INSURANCE COMPANY	*	*	*	*	*	*
Total	2	2	100% ▲	2	2	100% ▲
CNA INSURANCE TPA Administered Claims						
CA040 BROADSPIRE SERVICES	*	*	*	*	*	*
CA190 GALLAGHER BASSETT SERVICES	*	*	*	*	*	*
TPA Total	*	*	*	*	*	*
CNA INSURANCE Group Total	2	2	100% ▲	2	2	100% ▲
CONSTITUTION STATE SERVICES	Wage(s) Due	Timely Wage(s)	Compliance	Fringe(s) Due	Timely Fringe(s)	Compliance
CA110 CONSTITUTION STATE SERVICES	2	1	50%	2	1	50%
Total	2	1	50% ▼	2	1	50% ▼
CONSTITUTION STATE SERVICES Group Total	2	1	50% ▼	2	1	50% ▼
CONTINENTAL INDEMNITY	Wage(s) Due	Timely Wage(s)	Compliance	Fringe(s) Due	Timely Fringe(s)	Compliance
CA115 CONTINENTAL INDEMNITY	1	1	100%	1	1	100%
Total	1	1	100% ▲	1	1	100% ▲
CONTINENTAL INDEMNITY Group Total	1	1	100% ▲	1	1	100% ▲
CORVEL ENTERPRISE COMP	Wage(s) Due	Timely Wage(s)	Compliance	Fringe(s) Due	Timely Fringe(s)	Compliance
CA116 CORVEL ENTERPRISE COMP	12	6	50%	12	4	33%
Total	12	6	50% ▼	12	4	33% ▼
CORVEL ENTERPRISE COMP Group Total	12	6	50% ▼	12	4	33% ▼

INSURANCE GROUP COMPLIANCE
Wage Statements and Fringe Benefit Forms
Fourth Quarter
10/1/2020 - 12/31/2020

Insurance Company	Total Wage Statement(s) Due	Wage Statement(s) Filed Timely	Compliance Percentage	Total Fringe Benefit Form(s) Due	Fringe Benefit Form(s) Filed Timely	Compliance Percentage
COTTINGHAM & BUTLER CLAIMS SERVICES	Wage(s) Due	Timely Wage(s)	Compliance	Fringe(s) Due	Timely Fringe(s)	Compliance
CA117 COTTINGHAM & BUTLER CLAIMS SERVICES	5	2	40%	5	2	40%
Total	5	2	40% ▼	5	2	40% ▼
COTTINGHAM & BUTLER CLAIMS SERVICES Group Total	5	2	40% ▼	5	2	40% ▼
CROSS INSURANCE	Wage(s) Due	Timely Wage(s)	Compliance	Fringe(s) Due	Timely Fringe(s)	Compliance
CA093 CROSS INSURANCE	276	228	83%	276	230	83%
Total	276	228	83% ▲	276	230	83% ▲
CROSS INSURANCE Group Total	276	228	83% ▲	276	230	83% ▲
EASTERN ALLIANCE INSURANCE	Wage(s) Due	Timely Wage(s)	Compliance	Fringe(s) Due	Timely Fringe(s)	Compliance
CA141 EASTERN ALLIANCE INSURANCE	38	33	87%	38	35	92%
Total	38	33	87% ▲	38	35	92% ▲
EASTERN ALLIANCE INSURANCE Group Total	38	33	87% ▲	38	35	92% ▲
ELECTRIC INSURANCE	Wage(s) Due	Timely Wage(s)	Compliance	Fringe(s) Due	Timely Fringe(s)	Compliance
CA150 ELECTRIC INSURANCE	*	*	*	*	*	*
Total	*	*	*	*	*	*
ELECTRIC INSURANCE TPA Administered Claims						
CA300 SEDGWICK CLAIMS MANAGEMENT SERVICES	3	3	100%	3	3	100%
TPA Total	3	3	100% ▲	3	3	100% ▲
ELECTRIC INSURANCE Group Total	3	3	100% ▲	3	3	100% ▲
EMPLOYERS HOLDING INSURANCE	Wage(s) Due	Timely Wage(s)	Compliance	Fringe(s) Due	Timely Fringe(s)	Compliance
CA480 EMPLOYERS ASSURANCE COMPANY	*	*	*	*	*	*
CA481 EMPLOYERS COMPENSATION INSURANCE	*	*	*	*	*	*
CA479 EMPLOYERS PREFERRED INSURANCE	*	*	*	*	*	*
Total	*	*	*	*	*	*
EMPLOYERS HOLDING INSURANCE TPA Administered Claims						
CA040 BROADSPIRE SERVICES	*	*	*	*	*	*
TPA Total	*	*	*	*	*	*
EMPLOYERS HOLDING INSURANCE Group Total	*	*	*	*	*	*
ESIS	Wage(s) Due	Timely Wage(s)	Compliance	Fringe(s) Due	Timely Fringe(s)	Compliance
CA160 ESIS	26	13	50%	26	12	46%
Total	26	13	50% ▼	26	12	46% ▼
ESIS Group Total	26	13	50% ▼	26	12	46% ▼

INSURANCE GROUP COMPLIANCE
Wage Statements and Fringe Benefit Forms
Fourth Quarter
10/1/2020 - 12/31/2020

Insurance Company	Total Wage Statement(s) Due	Wage Statement(s) Filed Timely	Compliance Percentage	Total Fringe Benefit Form(s) Due	Fringe Benefit Form(s) Filed Timely	Compliance Percentage
EVEREST REINS HOLDINGS GROUP EVEREST REINS HOLDINGS	Wage(s) Due	Timely Wage(s)	Compliance	Fringe(s) Due	Timely Fringe(s)	Compliance
	*	*	*	*	*	*
Total	*	*	*	*	*	*
EVEREST REINS HOLDINGS GROUP TPA Administered Claims CA190 GALLAGHER BASSETT SERVICES	*	*	*	*	*	*
TPA Total	*	*	*	*	*	*
EVEREST REINS HOLDINGS GROUP Group Total	*	*	*	*	*	*
FAIRFAX FINANCIAL GROUP CA257 NORTH RIVER INSURANCE CA375 UNITED STATES FIRE INSURANCE 13145 ZENITH INSURANCE	Wage(s) Due	Timely Wage(s)	Compliance	Fringe(s) Due	Timely Fringe(s)	Compliance
	*	*	*	*	*	*
	*	*	*	*	*	*
	*	*	*	*	*	*
Total	*	*	*	*	*	*
FAIRFAX FINANCIAL GROUP TPA Administered Claims CA040 BROADSPIRE SERVICES	*	*	*	*	*	*
TPA Total	*	*	*	*	*	*
FAIRFAX FINANCIAL GROUP Group Total	*	*	*	*	*	*
FEDERATED MUTUAL INSURANCE CA091 FEDERATED MUTUAL INSURANCE CA439 FEDERATED RESERVE CA092 FEDERATED SERVICE INSURANCE	Wage(s) Due	Timely Wage(s)	Compliance	Fringe(s) Due	Timely Fringe(s)	Compliance
	4	0	0%	4	0	0%
	1	0	0%	1	0	0%
	*	*	*	*	*	*
Total	5	0	0% ▼	5	0	0% ▼
FEDERATED MUTUAL INSURANCE Group Total	5	0	0% ▼	5	0	0% ▼
FEDERATED RURAL ELECTRIC INSURANCE CA475 FEDERATED RURAL ELECTRIC INSURANCE	Wage(s) Due	Timely Wage(s)	Compliance	Fringe(s) Due	Timely Fringe(s)	Compliance
	*	*	*	*	*	*
Total	*	*	*	*	*	*
FEDERATED RURAL ELECTRIC INSURANCE Group Total	*	*	*	*	*	*
FUTURECOMP CA175 FUTURECOMP	Wage(s) Due	Timely Wage(s)	Compliance	Fringe(s) Due	Timely Fringe(s)	Compliance
	32	29	91%	32	27	84%
Total	32	29	91% ▲	32	27	84% ▲
FUTURECOMP Group Total	32	29	91% ▲	32	27	84% ▲
GALLAGHER BASSETT SERVICES CA190 GALLAGHER BASSETT SERVICES	Wage(s) Due	Timely Wage(s)	Compliance	Fringe(s) Due	Timely Fringe(s)	Compliance
	100	61	61%	100	65	65%
Total	100	61	61% ▼	100	65	65% ▼
GALLAGHER BASSETT SERVICES Group Total	100	61	61% ▼	100	65	65% ▼

INSURANCE GROUP COMPLIANCE
Wage Statements and Fringe Benefit Forms
Fourth Quarter
10/1/2020 - 12/31/2020

Insurance Company	Total Wage Statement(s) Due	Wage Statement(s) Filed Timely	Compliance Percentage	Total Fringe Benefit Form(s) Due	Fringe Benefit Form(s) Filed Timely	Compliance Percentage
GREAT AMERICAN INSURANCE	Wage(s) Due	Timely Wage(s)	Compliance	Fringe(s) Due	Timely Fringe(s)	Compliance
CA193 GREAT AMERICAN INSURANCE	*	*	*	*	*	*
Total	*	*	*	*	*	*
GREAT AMERICAN INSURANCE TPA Administered Claims						
CA323 THE AMERICAN EQUITY UNDERWRITERS	1	1	100%	1	1	100%
TPA Total	1	1	100% ▲	1	1	100% ▲
GREAT AMERICAN INSURANCE Group Total	1	1	100% ▲	1	1	100% ▲
GREAT FALLS INSURANCE	Wage(s) Due	Timely Wage(s)	Compliance	Fringe(s) Due	Timely Fringe(s)	Compliance
GREAT FALLS INSURANCE	*	*	*	*	*	*
Total	*	*	*	*	*	*
GREAT FALLS INSURANCE TPA Administered Claims						
CA070 CANNON COCHRAN MANAGEMENT SERVICES	*	*	*	*	*	*
TPA Total	*	*	*	*	*	*
GREAT FALLS INSURANCE Group Total	*	*	*	*	*	*
GREAT WEST INSURANCE	Wage(s) Due	Timely Wage(s)	Compliance	Fringe(s) Due	Timely Fringe(s)	Compliance
CA196 GREAT WEST INSURANCE	1	1	100%	1	1	100%
Total	1	1	100% ▲	1	1	100% ▲
GREAT WEST INSURANCE Group Total	1	1	100% ▲	1	1	100% ▲
GUARD INSURANCE	Wage(s) Due	Timely Wage(s)	Compliance	Fringe(s) Due	Timely Fringe(s)	Compliance
CA019 AMGUARD INSURANCE	2	0	0%	2	0	0%
CA140 EASTGUARD INSURANCE	1	0	0%	1	0	0%
CA272 NORGUARD INSURANCE	2	0	0%	2	0	0%
Total	5	0	0% ▼	5	0	0% ▼
GUARD INSURANCE Group Total	5	0	0% ▼	5	0	0% ▼
HANNAFORD BROTHERS	Wage(s) Due	Timely Wage(s)	Compliance	Fringe(s) Due	Timely Fringe(s)	Compliance
CA201 HANNAFORD BROTHERS	42	33	79%	42	23	55%
Total	42	33	79% ▲	42	23	55% ▼
HANNAFORD BROTHERS Group Total	42	33	79% ▲	42	23	55% ▼

INSURANCE GROUP COMPLIANCE
Wage Statements and Fringe Benefit Forms
Fourth Quarter
10/1/2020 - 12/31/2020

Insurance Company	Total Wage Statement(s) Due	Wage Statement(s) Filed Timely	Compliance Percentage	Total Fringe Benefit Form(s) Due	Fringe Benefit Form(s) Filed Timely	Compliance Percentage
HANOVER INSURANCE	Wage(s) Due	Timely Wage(s)	Compliance	Fringe(s) Due	Timely Fringe(s)	Compliance
CA430 ALLMERICA FINANCIAL ALLIANCE	*	*	*	*	*	*
CA428 ALLMERICA FINANCIAL BENEFIT INSURANCE	3	3	100%	3	3	100%
CA048 CITIZENS INSURANCE COMPANY OF AMERICA	1	0	0%	1	0	0%
CA429 HANOVER AMERICAN INSURANCE	*	*	*	*	*	*
CA202 HANOVER INSURANCE	2	2	100%	2	1	50%
CA228 MASSACHUSETTS BAY INSURANCE	*	*	*	*	*	*
Total	6	5	83% ▲	6	4	67% ▼
HANOVER INSURANCE Group Total	6	5	83% ▲	6	4	67% ▼
HARTFORD INSURANCE	Wage(s) Due	Timely Wage(s)	Compliance	Fringe(s) Due	Timely Fringe(s)	Compliance
CA188 HARTFORD ACCIDENT & INDEMNITY	*	*	*	*	*	*
CA185 HARTFORD CASUALTY INSURANCE	1	1	100%	1	0	0%
CA203 HARTFORD FIRE INSURANCE	1	1	100%	1	1	100%
CA186 HARTFORD INSURANCE COMPANY OF THE MIDWEST	1	0	0%	1	0	0%
CA187 HARTFORD UNDERWRITERS INSURANCE	1	0	0%	1	0	0%
CA288 PROPERTY & CASUALTY INSURANCE COMPANY OF HARTFORD	2	2	100%	2	1	50%
CA296 SENTINEL INSURANCE	1	1	100%	1	1	100%
CA319 TRUMBULL INSURANCE	3	3	100%	3	3	100%
CA321 TWIN CITY FIRE INSURANCE	1	1	100%	1	1	100%
Total	11	9	82% ▲	11	7	64% ▼
HARTFORD INSURANCE TPA Administered Claims						
CA040 BROADSPIRE SERVICES	1	1	100%	1	1	100%
CA070 CANNON COCHRAN MANAGEMENT SERVICES	2	0	0%	2	0	0%
CA116 CORVEL ENTERPRISE COMP	1	1	100%	1	1	100%
CA160 ESIS	*	*	*	*	*	*
CA300 SEDGWICK CLAIMS MANAGEMENT SERVICES	6	6	100%	6	6	100%
TPA Total	10	8	80% ▲	10	8	80% ▲
HARTFORD INSURANCE Group Total	21	17	81% ▲	21	15	71% ▼
HELMSMAN MANAGEMENT SERVICES	Wage(s) Due	Timely Wage(s)	Compliance	Fringe(s) Due	Timely Fringe(s)	Compliance
CA204 HELMSMAN MANAGEMENT SERVICES	8	5	63%	8	5	63%
Total	8	5	63% ▼	8	5	63% ▼
HELMSMAN MANAGEMENT SERVICES Group Total	8	5	63% ▼	8	5	63% ▼

INSURANCE GROUP COMPLIANCE
Wage Statements and Fringe Benefit Forms
Fourth Quarter
10/1/2020 - 12/31/2020

Insurance Company	Total Wage Statement(s) Due	Wage Statement(s) Filed Timely	Compliance Percentage	Total Fringe Benefit Form(s) Due	Fringe Benefit Form(s) Filed Timely	Compliance Percentage
LIBERTY MUTUAL INSURANCE	Wage(s) Due	Timely Wage(s)	Compliance	Fringe(s) Due	Timely Fringe(s)	Compliance
CA003 AMERICAN FIRE & CASUALTY INSURANCE	1	0	0%	1	0	0%
CA380 EMPLOYERS INSURANCE OF WAUSAU	2	0	0%	2	0	0%
CA210 LIBERTY MUTUAL INSURANCE	35	17	49%	35	17	49%
CA406 OHIO CASUALTY INSURANCE	*	*	*	*	*	*
CA407 OHIO SECURITY INSURANCE	5	3	60%	5	3	60%
CA408 WEST AMERICAN INSURANCE	*	*	*	*	*	*
Total	43	20	47% ▼	43	20	47% ▼
LIBERTY MUTUAL INSURANCE Group Total	43	20	47% ▼	43	20	47% ▼
MAINE AUTOMOBILE DEALERS ASSOCIATION	Wage(s) Due	Timely Wage(s)	Compliance	Fringe(s) Due	Timely Fringe(s)	Compliance
CA220 MAINE AUTOMOBILE DEALERS ASSOCIATION	8	2	25%	8	2	25%
Total	8	2	25% ▼	8	2	25% ▼
MAINE AUTOMOBILE DEALERS ASSOCIATION Group Total	8	2	25% ▼	8	2	25% ▼
MAINE EMPLOYERS' MUTUAL INSURANCE	Wage(s) Due	Timely Wage(s)	Compliance	Fringe(s) Due	Timely Fringe(s)	Compliance
CA260 MAINE EMPLOYERS' MUTUAL INSURANCE	774	339	44%	774	302	39%
Total	774	339	44% ▼	774	302	39% ▼
MAINE EMPLOYERS' MUTUAL INSURANCE Group Total	774	339	44% ▼	774	302	39% ▼
MAINE HEALTHCARE ASSOCIATION	Wage(s) Due	Timely Wage(s)	Compliance	Fringe(s) Due	Timely Fringe(s)	Compliance
CA234 MAINE HEALTHCARE ASSOCIATION	6	3	50%	6	5	83%
Total	6	3	50% ▼	6	5	83% ▲
MAINE HEALTHCARE ASSOCIATION Group Total	6	3	50% ▼	6	5	83% ▲
MAINE MOTOR TRANSPORT ASSOCIATION	Wage(s) Due	Timely Wage(s)	Compliance	Fringe(s) Due	Timely Fringe(s)	Compliance
CA230 MAINE MOTOR TRANSPORT ASSOCIATION	16	15	94%	16	15	94%
Total	16	15	94% ▲	16	15	94% ▲
MAINE MOTOR TRANSPORT ASSOCIATION Group Total	16	15	94% ▲	16	15	94% ▲
MAINE MUNICIPAL ASSOCIATION	Wage(s) Due	Timely Wage(s)	Compliance	Fringe(s) Due	Timely Fringe(s)	Compliance
CA225 MAINE MUNICIPAL ASSOCIATION	128	110	86%	128	110	86%
Total	128	110	86% ▲	128	110	86% ▲
MAINE MUNICIPAL ASSOCIATION Group Total	128	110	86% ▲	128	110	86% ▲
MAINE SCHOOL MANAGEMENT ASSOCIATION	Wage(s) Due	Timely Wage(s)	Compliance	Fringe(s) Due	Timely Fringe(s)	Compliance
CA250 MAINE SCHOOL MANAGEMENT ASSOCIATION	32	28	88%	32	28	88%
Total	32	28	88% ▲	32	28	88% ▲
MAINE SCHOOL MANAGEMENT ASSOCIATION Group Total	32	28	88% ▲	32	28	88% ▲

INSURANCE GROUP COMPLIANCE
Wage Statements and Fringe Benefit Forms
Fourth Quarter
10/1/2020 - 12/31/2020

Insurance Company	Total Wage Statement(s) Due	Wage Statement(s) Filed Timely	Compliance Percentage	Total Fringe Benefit Form(s) Due	Fringe Benefit Form(s) Filed Timely	Compliance Percentage
MARKEL CORP GROUP STATE NATIONAL INSURANCE	Wage(s) Due	Timely Wage(s)	Compliance	Fringe(s) Due	Timely Fringe(s)	Compliance
	*	*	*	*	*	*
Total	*	*	*	*	*	*
MARKEL CORP GROUP TPA Administered Claims CA070 CANNON COCHRAN MANAGEMENT SERVICES	*	*	*	*	*	*
TPA Total	*	*	*	*	*	*
MARKEL CORP GROUP Group Total	*	*	*	*	*	*
MEADOWBROOK INSURANCE CA255 MEADOWBROOK INSURANCE	Wage(s) Due	Timely Wage(s)	Compliance	Fringe(s) Due	Timely Fringe(s)	Compliance
	1	1	100%	1	1	100%
Total	1	1	100% ▲	1	1	100% ▲
MEADOWBROOK INSURANCE Group Total	1	1	100% ▲	1	1	100% ▲
NATIONAL LIABILITY & FIRE INSURANCE CA474 NATIONAL LIABILITY AND FIRE INSURANCE	Wage(s) Due	Timely Wage(s)	Compliance	Fringe(s) Due	Timely Fringe(s)	Compliance
	*	*	*	*	*	*
Total	*	*	*	*	*	*
NATIONAL LIABILITY & FIRE INSURANCE Group Total	*	*	*	*	*	*
NATIONWIDE INSURANCE CA291 NATIONWIDE AGRIBUSINESS INSURANCE	Wage(s) Due	Timely Wage(s)	Compliance	Fringe(s) Due	Timely Fringe(s)	Compliance
	*	*	*	*	*	*
Total	*	*	*	*	*	*
NATIONWIDE INSURANCE Group Total	*	*	*	*	*	*
NEXT LEVEL ADMINISTRATOR LLC CA433 NEXT LEVEL ADMINISTRATOR LLC	Wage(s) Due	Timely Wage(s)	Compliance	Fringe(s) Due	Timely Fringe(s)	Compliance
	*	*	*	*	*	*
Total	*	*	*	*	*	*
NEXT LEVEL ADMINISTRATOR LLC Group Total	*	*	*	*	*	*
NGM INSURANCE CA265 NGM INSURANCE	Wage(s) Due	Timely Wage(s)	Compliance	Fringe(s) Due	Timely Fringe(s)	Compliance
	2	2	100%	2	2	100%
Total	2	2	100% ▲	2	2	100% ▲
NGM INSURANCE Group Total	2	2	100% ▲	2	2	100% ▲

INSURANCE GROUP COMPLIANCE
Wage Statements and Fringe Benefit Forms
Fourth Quarter
10/1/2020 - 12/31/2020

Insurance Company	Total Wage Statement(s) Due	Wage Statement(s) Filed Timely	Compliance Percentage	Total Fringe Benefit Form(s) Due	Fringe Benefit Form(s) Filed Timely	Compliance Percentage
OLD REPUBLIC INSURANCE						
OLD REPUBLIC GENERAL INSURANCE CORP.	Wage(s) Due	Timely Wage(s)	Compliance	Fringe(s) Due	Timely Fringe(s)	Compliance
OLD REPUBLIC INSURANCE	*	*	*	*	*	*
Total	*	*	*	*	*	*
OLD REPUBLIC INSURANCE TPA Administered Claims						
CA040 BROADSPIRE SERVICES	1	0	0%	1	0	0%
CA070 CANNON COCHRAN MANAGEMENT SERVICES	1	1	100%	1	1	100%
CA116 CORVEL ENTERPRISE COMP	1	1	100%	1	0	0%
CA160 ESIS	1	1	100%	1	0	0%
CA190 GALLAGHER BASSETT SERVICES	3	1	33%	3	1	33%
CA204 HELMSMAN MANAGEMENT SERVICES	1	1	100%	1	1	100%
CA300 SEDGWICK CLAIMS MANAGEMENT SERVICES	6	4	67%	6	4	67%
TPA Total	14	9	64% ▼	14	7	50% ▼
OLD REPUBLIC INSURANCE Group Total	14	9	64% ▼	14	7	50% ▼
PENNSYLVANIA MFG ASSN						
MANUFACTURERS ALLIANCE INSURANCE	Wage(s) Due	Timely Wage(s)	Compliance	Fringe(s) Due	Timely Fringe(s)	Compliance
PENNSYLVANIA MFG ASSN	*	*	*	*	*	*
PENNSYLVANIA MFG INDEMNITY CO	*	*	*	*	*	*
Total	*	*	*	*	*	*
PENNSYLVANIA MFG ASSN TPA Administered Claims						
CA190 GALLAGHER BASSETT SERVICES	14	7	50%	14	9	64%
TPA Total	14	7	50% ▼	14	9	64% ▼
PENNSYLVANIA MFG ASSN Group Total	14	7	50% ▼	14	9	64% ▼
PROTECTIVE INSURANCE						
CA277 PROTECTIVE INSURANCE COMPANY	Wage(s) Due	Timely Wage(s)	Compliance	Fringe(s) Due	Timely Fringe(s)	Compliance
	*	*	*	*	*	*
Total	*	*	*	*	*	*
PROTECTIVE INSURANCE TPA Administered Claims						
CA300 SEDGWICK CLAIMS MANAGEMENT SERVICES	1	1	100%	1	1	100%
CA340 YORK RISK SERVICES	2	2	100%	2	1	50%
TPA Total	3	3	100% ▲	3	2	67% ▼
PROTECTIVE INSURANCE Group Total	3	3	100% ▲	3	2	67% ▼

INSURANCE GROUP COMPLIANCE
Wage Statements and Fringe Benefit Forms
Fourth Quarter
10/1/2020 - 12/31/2020

Insurance Company	Total Wage Statement(s) Due	Wage Statement(s) Filed Timely	Compliance Percentage	Total Fringe Benefit Form(s) Due	Fringe Benefit Form(s) Filed Timely	Compliance Percentage
QBE INSURANCE GROUP	Wage(s) Due	Timely Wage(s)	Compliance	Fringe(s) Due	Timely Fringe(s)	Compliance
CA268 NORTH AMERICAN RISK SERVICES	*	*	*	*	*	*
QBE INSURANCE GROUP	*	*	*	*	*	*
Total	*	*	*	*	*	*
QBE INSURANCE GROUP TPA Administered Claims						
CA190 GALLAGHER BASSETT SERVICES	*	*	*	*	*	*
CA300 SEDGWICK CLAIMS MANAGEMENT SERVICES	3	3	100%	3	2	67%
TPA Total	3	3	100% ▲	3	2	67% ▼
QBE INSURANCE GROUP Group Total	3	3	100% ▲	3	2	67% ▼
SAFETY NATIONAL CASUALTY CORP	Wage(s) Due	Timely Wage(s)	Compliance	Fringe(s) Due	Timely Fringe(s)	Compliance
SAFETY NATIONAL CASUALTY CORP	*	*	*	*	*	*
Total	*	*	*	*	*	*
SAFETY NATIONAL CASUALTY CORP TPA Administered Claims						
CA040 BROADSPIRE SERVICES	2	1	50%	2	1	50%
CA116 CORVEL ENTERPRISE COMP	3	1	33%	3	1	33%
CA160 ESIS	1	1	100%	1	1	100%
CA190 GALLAGHER BASSETT SERVICES	5	4	80%	5	4	80%
CA204 HELMSMAN MANAGEMENT SERVICES	2	1	50%	2	1	50%
CA300 SEDGWICK CLAIMS MANAGEMENT SERVICES	6	5	83%	6	4	67%
TPA Total	19	13	68% ▼	19	12	63% ▼
SAFETY NATIONAL CASUALTY CORP Group Total	19	13	68% ▼	19	12	63% ▼
SEDGWICK CLAIMS MANAGEMENT SERVICES	Wage(s) Due	Timely Wage(s)	Compliance	Fringe(s) Due	Timely Fringe(s)	Compliance
CA300 SEDGWICK CLAIMS MANAGEMENT SERVICES	154	136	88%	154	139	90%
Total	154	136	88% ▲	154	139	90% ▲
SEDGWICK CLAIMS MANAGEMENT SERVICES Group Total	154	136	88% ▲	154	139	90% ▲
SENTRY INSURANCE	Wage(s) Due	Timely Wage(s)	Compliance	Fringe(s) Due	Timely Fringe(s)	Compliance
CA207 FLORISTS MUTUAL INSURANCE	1	1	100%	1	1	100%
CA426 MIDDLESEX INSURANCE COMPANY	2	2	100%	2	2	100%
CA402 SENTRY CASUALTY	8	6	75%	8	6	75%
CA305 SENTRY INSURANCE	3	3	100%	3	3	100%
CA308 SENTRY SELECT INSURANCE	*	*	*	*	*	*
Total	14	12	86% ▲	14	12	86% ▲
SENTRY INSURANCE Group Total	14	12	86% ▲	14	12	86% ▲

INSURANCE GROUP COMPLIANCE
Wage Statements and Fringe Benefit Forms
Fourth Quarter
10/1/2020 - 12/31/2020

Insurance Company	Total Wage Statement(s) Due	Wage Statement(s) Filed Timely	Compliance Percentage	Total Fringe Benefit Form(s) Due	Fringe Benefit Form(s) Filed Timely	Compliance Percentage
SERVICE AMERICAN INDEMNITY	Wage(s) Due	Timely Wage(s)	Compliance	Fringe(s) Due	Timely Fringe(s)	Compliance
SERVICE AMERICAN INDEMNITY	*	*	*	*	*	*
Total	*	*	*	*	*	*
SERVICE AMERICAN INDEMNITY TPA Administered Claims						
CA040 BROADSPIRE SERVICES	9	8	89%	9	8	89%
TPA Total	9	8	89% ▲	9	8	89% ▲
SERVICE AMERICAN INDEMNITY Group Total	9	8	89% ▲	9	8	89% ▲
STARR INDEMNITY INSURANCE	Wage(s) Due	Timely Wage(s)	Compliance	Fringe(s) Due	Timely Fringe(s)	Compliance
STARR INDEMNITY INSURANCE	*	*	*	*	*	*
Total	*	*	*	*	*	*
STARR INDEMNITY INSURANCE TPA Administered Claims						
CA160 ESIS	*	*	*	*	*	*
CA190 GALLAGHER BASSETT SERVICES	7	4	57%	7	2	29%
CA300 SEDGWICK CLAIMS MANAGEMENT SERVICES	3	2	67%	3	3	100%
TPA Total	10	6	60% ▼	10	5	50% ▼
STARR INDEMNITY INSURANCE Group Total	10	6	60% ▼	10	5	50% ▼
STATE OF MAINE WORKERS' COMPENSATION TRUST	Wage(s) Due	Timely Wage(s)	Compliance	Fringe(s) Due	Timely Fringe(s)	Compliance
CA307 STATE OF MAINE WORKERS' COMPENSATION TRUST	287	237	83%	287	236	82%
Total	287	237	83% ▲	287	236	82% ▲
STATE OF MAINE WORKERS' COMPENSATION TRUST Group Total	287	237	83% ▲	287	236	82% ▲
SYNERNET	Wage(s) Due	Timely Wage(s)	Compliance	Fringe(s) Due	Timely Fringe(s)	Compliance
CA320 SYNERNET	150	114	76%	150	107	71%
Total	150	114	76% ▲	150	107	71% ▼
SYNERNET Group Total	150	114	76% ▲	150	107	71% ▼
THE AMERICAN EQUITY UNDERWRITERS	Wage(s) Due	Timely Wage(s)	Compliance	Fringe(s) Due	Timely Fringe(s)	Compliance
CA323 THE AMERICAN EQUITY UNDERWRITERS	1	1	100%	1	1	100%
Total	1	1	100% ▲	1	1	100% ▲
THE AMERICAN EQUITY UNDERWRITERS Group Total	1	1	100% ▲	1	1	100% ▲

INSURANCE GROUP COMPLIANCE
Wage Statements and Fringe Benefit Forms
Fourth Quarter
10/1/2020 - 12/31/2020

Insurance Company	Total Wage Statement(s) Due	Wage Statement(s) Filed Timely	Compliance Percentage	Total Fringe Benefit Form(s) Due	Fringe Benefit Form(s) Filed Timely	Compliance Percentage
TRAVELERS INSURANCE	Wage(s) Due	Timely Wage(s)	Compliance	Fringe(s) Due	Timely Fringe(s)	Compliance
CA072 CHARTER OAK FIRE INSURANCE	13	10	77%	13	9	69%
CA164 FARMINGTON CASUALTY	4	3	75%	4	3	75%
CA284 PHOENIX INSURANCE	2	2	100%	2	2	100%
CA306 STANDARD FIRE INSURANCE	6	1	17%	6	1	17%
CA347 TRAVELERS CASUALTY & SURETY	4	3	75%	4	2	50%
CA348 TRAVELERS CASUALTY INSURANCE COMPANY OF AMERICA	*	*	*	*	*	*
CA349 TRAVELERS COMMERCIAL CASUALTY	3	2	67%	3	3	100%
CA343 TRAVELERS INDEMNITY COMPANY	*	*	*	*	*	*
CA346 TRAVELERS INDEMNITY COMPANY OF AMERICA	*	*	*	*	*	*
CA345 TRAVELERS PROPERTY CASUALTY INSURANCE	*	*	*	*	*	*
Total	32	21	66% ▼	32	20	63% ▼
TRAVELERS INSURANCE TPA Administered Claims						
CA190 GALLAGHER BASSETT SERVICES	1	1	100%	1	1	100%
CA300 SEDGWICK CLAIMS MANAGEMENT SERVICES	2	1	50%	2	1	50%
CA340 YORK RISK SERVICES	1	0	0%	1	0	0%
TPA Total	4	2	50% ▼	4	2	50% ▼
TRAVELERS INSURANCE Group Total	36	23	64% ▼	36	22	61% ▼
TYSON FOODS INC	Wage(s) Due	Timely Wage(s)	Compliance	Fringe(s) Due	Timely Fringe(s)	Compliance
CA435 TYSON FOODS INC	1	1	100%	1	1	100%
Total	1	1	100% ▲	1	1	100% ▲
TYSON FOODS INC Group Total	1	1	100% ▲	1	1	100% ▲
UNITED STATES FIRE INSURANCE	Wage(s) Due	Timely Wage(s)	Compliance	Fringe(s) Due	Timely Fringe(s)	Compliance
CA375 UNITED STATES FIRE INSURANCE	1	0	0%	1	0	0%
Total	1	0	0% ▼	1	0	0% ▼
UNITED STATES FIRE INSURANCE Group Total	1	0	0% ▼	1	0	0% ▼
UTICA MUTUAL INSURANCE	Wage(s) Due	Timely Wage(s)	Compliance	Fringe(s) Due	Timely Fringe(s)	Compliance
CA324 UTICA MUTUAL INSURANCE	*	*	*	*	*	*
Total	*	*	*	*	*	*
UTICA MUTUAL INSURANCE Group Total	*	*	*	*	*	*
VANLINER INSURANCE	Wage(s) Due	Timely Wage(s)	Compliance	Fringe(s) Due	Timely Fringe(s)	Compliance
CA379 VANLINER INSURANCE	2	2	100%	2	2	100%
Total	2	2	100% ▲	2	2	100% ▲
VANLINER INSURANCE Group Total	2	2	100% ▲	2	2	100% ▲

INSURANCE GROUP COMPLIANCE
Wage Statements and Fringe Benefit Forms
Fourth Quarter
10/1/2020 - 12/31/2020

Insurance Company	Total Wage Statement(s) Due	Wage Statement(s) Filed Timely	Compliance Percentage	Total Fringe Benefit Form(s) Due	Fringe Benefit Form(s) Filed Timely	Compliance Percentage
WALMART CLAIMS SERVICES	Wage(s) Due	Timely Wage(s)	Compliance	Fringe(s) Due	Timely Fringe(s)	Compliance
CA100 WALMART CLAIMS SERVICES	43	33	77%	43	31	72%
Total	43	33	77% ▲	43	31	72% ▼
WALMART CLAIMS SERVICES Group Total	43	33	77% ▲	43	31	72% ▼
XL INSURANCE	Wage(s) Due	Timely Wage(s)	Compliance	Fringe(s) Due	Timely Fringe(s)	Compliance
CA384 XL INSURANCE	*	*	*	*	*	*
Total	*	*	*	*	*	*
XL INSURANCE TPA Administered Claims						
CA040 BROADSPIRE SERVICES	*	*	*	*	*	*
CA117 COTTINGHAM & BUTLER CLAIMS SERVICES	*	*	*	*	*	*
CA160 ESIS	1	1	100%	1	0	0%
CA190 GALLAGHER BASSETT SERVICES	9	8	89%	9	8	89%
CA300 SEDGWICK CLAIMS MANAGEMENT SERVICES	2	2	100%	2	2	100%
TPA Total	12	11	92% ▲	12	10	83% ▲
XL INSURANCE Group Total	12	11	92% ▲	12	10	83% ▲
YORK RISK SERVICES	Wage(s) Due	Timely Wage(s)	Compliance	Fringe(s) Due	Timely Fringe(s)	Compliance
CA340 YORK RISK SERVICES	4	2	50%	4	1	25%
Total	4	2	50% ▼	4	1	25% ▼
YORK RISK SERVICES Group Total	4	2	50% ▼	4	1	25% ▼
ZURICH INSURANCE	Wage(s) Due	Timely Wage(s)	Compliance	Fringe(s) Due	Timely Fringe(s)	Compliance
CA022 AMERICAN ZURICH	11	5	45%	11	6	55%
CA400 ZURICH AMERICAN INSURANCE	2	1	50%	2	1	50%
CA404 ZURICH AMERICAN INSURANCE COMPANY OF ILLINOIS	*	*	*	*	*	*
Total	13	6	46% ▼	13	7	54% ▼
ZURICH INSURANCE TPA Administered Claims						
CA040 BROADSPIRE SERVICES	*	*	*	*	*	*
CA070 CANNON COCHRAN MANAGEMENT SERVICES	3	0	0%	3	0	0%
CA080 CHESTERFIELD SERVICES	2	2	100%	2	1	50%
CA116 CORVEL ENTERPRISE COMP	3	1	33%	3	0	0%
CA117 COTTINGHAM & BUTLER CLAIMS SERVICES	*	*	*	*	*	*
CA160 ESIS	*	*	*	*	*	*
CA190 GALLAGHER BASSETT SERVICES	8	3	38%	8	3	38%
CA300 SEDGWICK CLAIMS MANAGEMENT SERVICES	5	5	100%	5	5	100%
TPA Total	21	11	52% ▼	21	9	43% ▼
ZURICH INSURANCE Group Total	34	17	50% ▼	34	16	47% ▼