

MAINE STATE LEGISLATURE

The following document is provided by the
LAW AND LEGISLATIVE DIGITAL LIBRARY
at the Maine State Law and Legislative Reference Library
<http://legislature.maine.gov/lawlib>



Reproduced from electronic originals
(may include minor formatting differences from printed original)



QUARTERLY COMPLIANCE REPORT

STATE OF MAINE
WORKERS' COMPENSATION BOARD

Third Quarter 2020
July 1, 2020 - September 30, 2020

Office of Monitoring, Audit &
Enforcement

John C. Rohde
Executive Director

27 State House Station
Augusta, Maine 04333-0027

**State of Maine
Workers' Compensation Board
Quarterly Compliance Report
Second Quarter**

Table of Contents

1.	Executive Summary	Pages 1-2
2.	Lost Time First Report of Injury Filings	Page 3
3.	Initial Indemnity Payments	Page 4
4.	Initial Memorandum of Payment Filings	Page 5
5.	Initial Indemnity Notice of Controversy Filings	Page 6
6.	Wage Information	Page 7

Table of Charts

1.	Lost Time First Report of Injury Filings Timeliness Distribution	Page 3
2.	Lost Time First Report of Injury Filings Quarterly Compliance	Page 3
3.	Lost Time First Report of Injury Filings Compliance Trend	Page 3
4.	Initial Indemnity Payments Timeliness Distribution	Page 4
5.	Initial Indemnity Payments Quarterly Compliance	Page 4
6.	Initial Indemnity Payments Compliance Trend	Page 4
7.	Initial Memorandum of Payment Filings Timeliness Distribution	Page 5
8.	Initial Memorandum of Payment Filings Quarterly Compliance	Page 5
9.	Initial Memorandum of Payment Filings Compliance Trend	Page 5
10.	Initial Indemnity Notice of Controversy Filings Timeliness Distribution	Page 6
11.	Initial Indemnity Notice of Controversy Filings Quarterly Compliance	Page 6
12.	Initial Indemnity Notice of Controversy Filings Compliance Trend	Page 6
13.	Wage Statement Timeliness Distribution	Page 7
14.	Fringe Benefits Worksheet(s) Timeliness Distribution	Page 7

Appendices

A.	Insurance Group Compliance	Pages A1-A13
	Lost Time FROI Filings and Initial Indemnity Payments	
B.	Insurance Group Compliance	Pages B1-B13
	Initial MOP and Initial Indemnity NOC Filings	
C.	Insurance Group Compliance	Pages C1-C13
	Wage Statements and Fringe Benefit Form Filings	

Executive Summary

On January 12, 2020, the Maine Workers' Compensation Board of Directors approved the 2020 Third Quarter (July 1, 2020 – September 30, 2020) Compliance Report. This report represents the efforts of the Office of Monitoring, Audit and Enforcement and insurers, self-insurers, and third-party administrators (collectively "insurers").

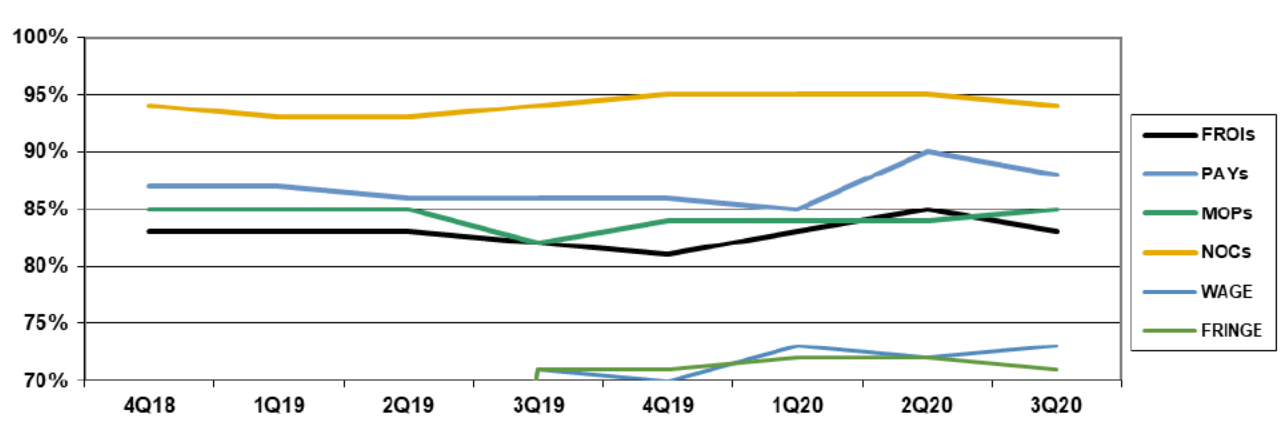
I. COMPLIANCE OVERVIEW

The Reconciliation Report was sent to 101 insurers on October 26, 2020; 84 responded, 10 were not required to respond and 7 did not respond.

The 3Q20 report represents results based upon data received by November 30, 2020. The results are:

	Number of Days	Benchmark	4Q18	1Q19	2Q19	3Q19	4Q19	1Q20	2Q20	3Q20
FROIs	7	85%	83%	83%	83%	82%	81%	83%	85%	83%
PAYs	14	87%	87%	87%	86%	86%	86%	85%	90%	88%
MOPs	17	85%	85%	85%	85%	82%	84%	84%	84%	85%
NOCs	14	90%	94%	93%	93%	94%	95%	95%	95%	94%
WAGE	30	75%	-	-	-	71%	70%	73%	72%	73%
FRINGE	30	75%	-	-	-	71%	71%	72%	72%	71%

Compliance Benchmark Tracking



II. CAVEATS & EXPLANATIONS

A. General

- Question marks (“?”) within this report indicate that the insurer did not provide all of the data required to measure compliance in that particular area.

B. Lost Time First Report of Injury (FROI) Filings

- Compliance with this benchmark exists when the FROI is filed (accepted EDI transaction, with or without errors) within 7 days after the employer receives notice or knowledge of an employee injury that has caused the employee to lose a day’s work.

C. Initial Indemnity Payments (PAYs)

- Compliance with this benchmark exists when the check is mailed within the later of (i) 14 days after the employer’s notice or knowledge of incapacity or (ii) the first day of compensability plus 6 days.
- If an employer continues to pay the employee’s salary, payments are deemed timely for purposes of compliance if made consistent with the employer’s usual payroll practice.

D. Initial Memorandum of Payment (MOP) Filings

- Compliance with this benchmark exists when the MOP is received within 17 days of the employer’s notice or knowledge of incapacity.

E. Initial Indemnity Notice of Controversy (NOC) Filings

- Compliance with this benchmark exists when the NOC is filed (accepted EDI transaction, with or without errors) within 14 days after the employer receives notice or knowledge of the incapacity or death. Measurement excludes filings submitted with full denial reason codes 3A-3H (No Coverage).

F. Wage Information

- Compliance with the benchmark (WCB-2 and WCB-2B forms) exists when the wage information is filed within 30 days of the employer receiving notice or knowledge of incapacity.

III. COMPLETED AUDITS

The Board conducts compliance audits of insurers to ensure that all obligations under the Workers’ Compensation Act are met. The functions of the audit program include, but are not limited to: ensuring that all reporting requirements of the Board are met, auditing the timeliness of benefit payments, auditing the accuracy of indemnity payments, evaluating claims-handling techniques, and determining whether claims are unreasonably contested.

There were no audits completed in the 3Q20.

LOST TIME FIRST REPORT OF INJURY FILINGS

Chart 1: Timeliness Distribution



Table 1: Received Within

0-7 Days	2,558	83%
8-14 Days	299	10%
15-29 Days	143	5%
30+ Days	88	3%
? Days	0	0%
Total	3,088	100%

*The percentages may not always add to 100% due to rounding

Chart 2: Quarterly Compliance

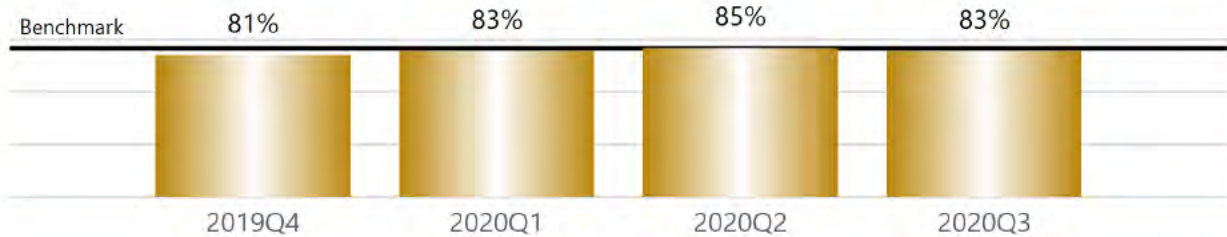
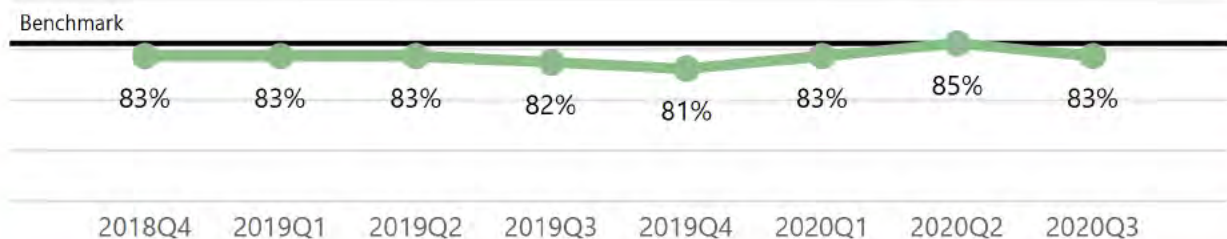


Chart 3: Compliance Trend



INITIAL INDEMNITY PAYMENTS

Chart 4: Timeliness Distribution



Table 2: Made Within

0-14 Days	807	88%
15-21 Days	62	7%
22-44 Days	35	4%
45+ Days	12	1%
? Days	0	0%
Total	916	100%

*The percentages may not always add to 100% due to rounding

Initial indemnity payments are monitored to ensure that payments are initiated within the time limits established in Section 205. As a result of these efforts, \$17,700 was issued to claimants in penalties and there is another \$7,600 in penalties awaiting resolution.

Chart 5: Quarterly Compliance

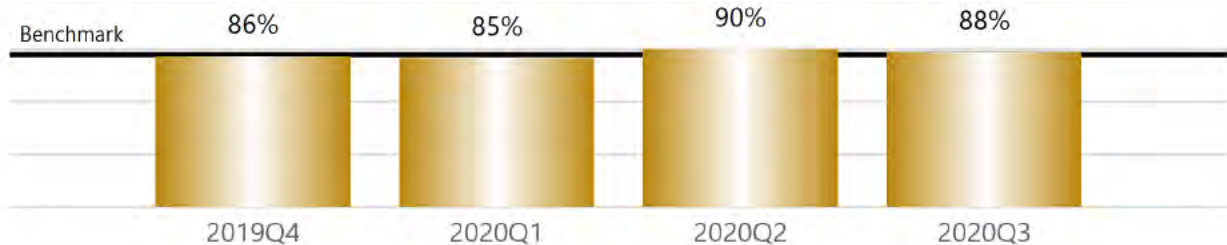


Chart 6: Compliance Trend



INITIAL MEMORANDUM OF PAYMENT FILINGS

Chart 7: Timeliness Distribution



Table 3: Received Within

0-17 Days	780	85%
18-21 Days	48	5%
22-44 Days	58	6%
45+ Days	30	3%
? Days	0	0%
Total	916	100%

*The percentages may not always add to 100% due to rounding

Chart 8: Quarterly Compliance

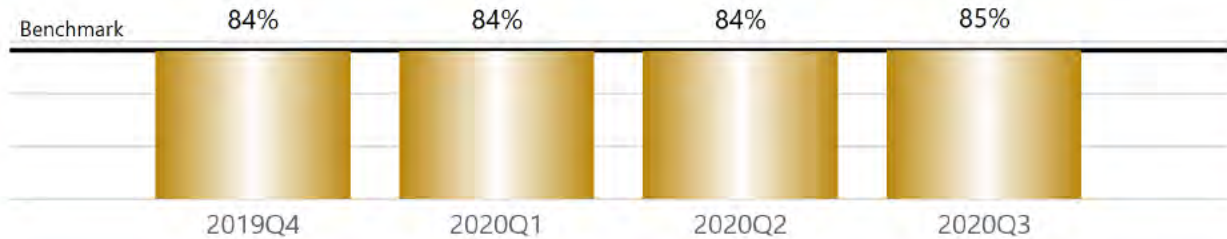
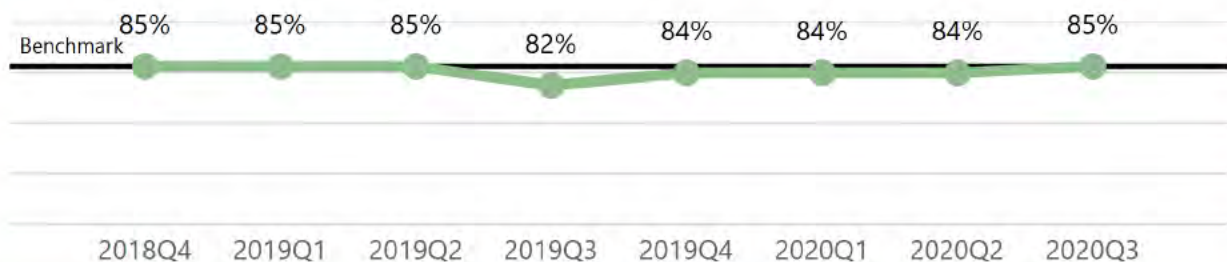


Chart 9: Compliance Trend



INITIAL INDEMNITY NOTICE OF CONTROVERSY FILINGS

Chart 10: Timeliness Distribution

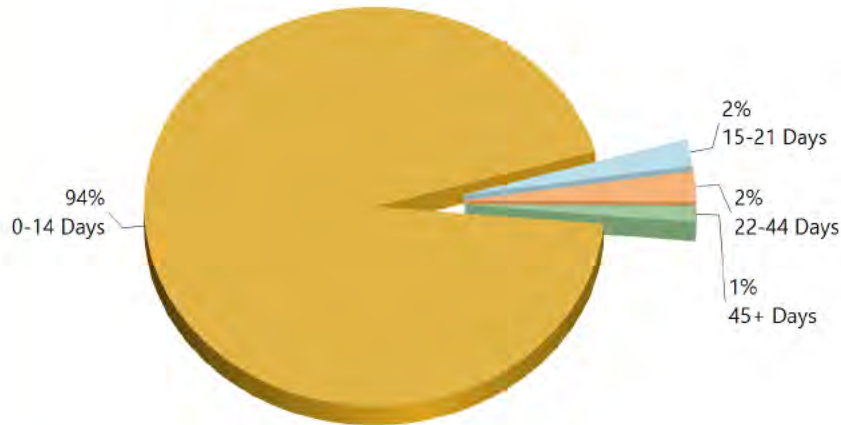


Table 4: Received Within

0-14 Days	658	94%
15-21 Days	15	2%
22-44 Days	17	2%
45+ Days	9	1%
? Days	0	0%
Total	699	100%

*The percentages may not always add to 100% due to rounding

Chart 11: Quarterly Compliance

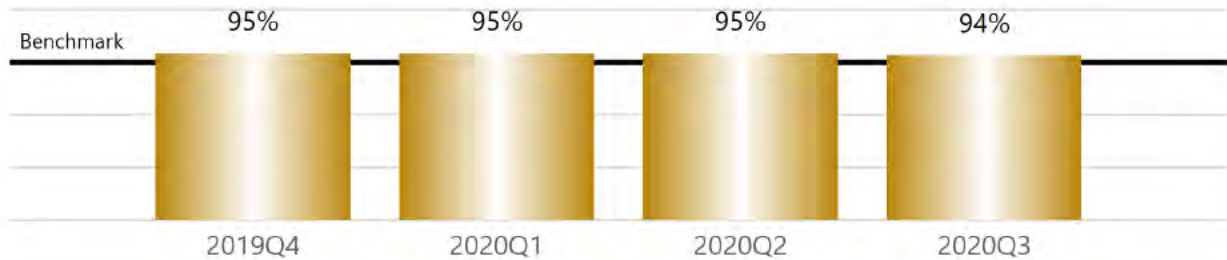
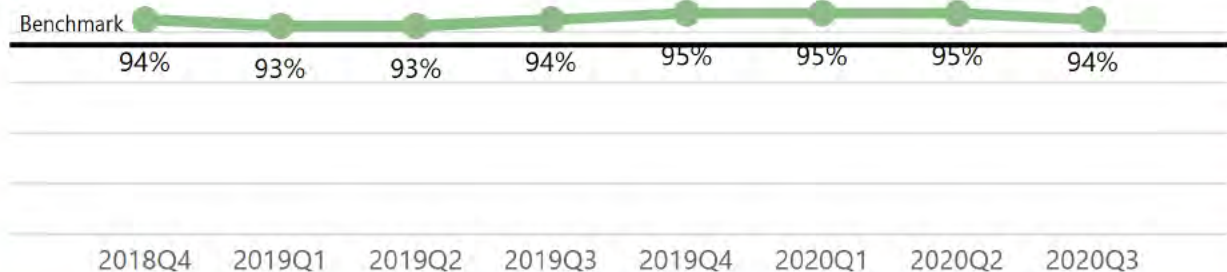


Chart 12: Compliance Trend



WAGE INFORMATION

Chart 13: Wage Statements Due Distribution

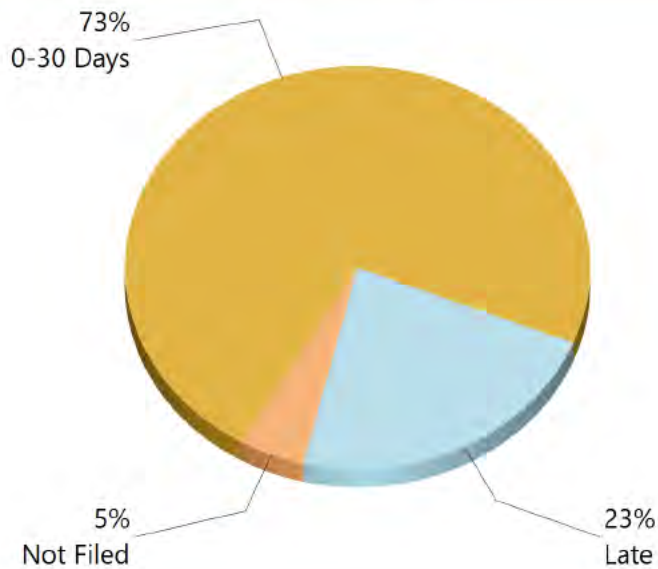


Table 5: Wage Statements Due

0-30 Days	1,507	73%
Late	469	23%
Not Filed	95	5%
Total	2,071	100%

*The percentages may not always add to 100% due to rounding

Wage Statement(s) Received: 1,109 (78%) of the 1,429 Wage Statement(s) that were received this quarter were filed timely, 320 (22%) were filed late.

Chart 14: Fringe Benefit Worksheets Due Distribution

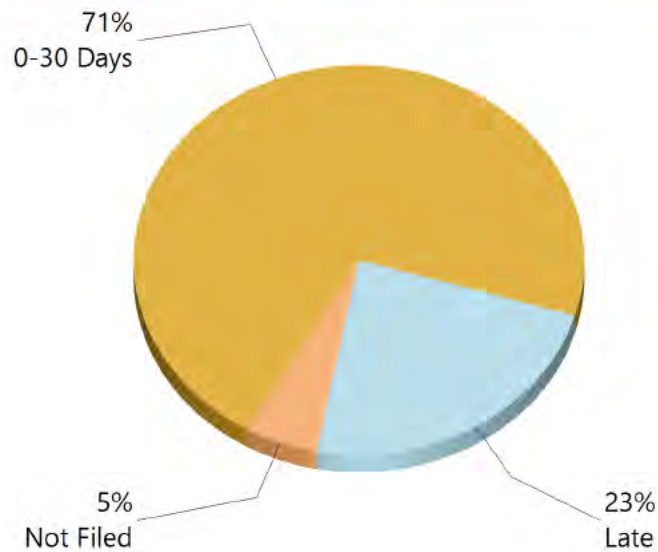


Table 6: Fringe Worksheets Due

0-30 Days	1,476	71%
Late	485	23%
Not Filed	110	5%
Total	2,071	100%

*The percentages may not always add to 100% due to rounding

Fringe Benefit Worksheet(s) Received: 1,083 (78%) of the 1,390 Fringe Benefit Worksheet(s) received this quarter were filed timely, 307 (22%) were filed late.

Appendix A

**Insurance Group Compliance
Lost Time FROI Filings and
Initial Indemnity Payments
Third Quarter 2020
7/1/2020-9/30/2020**

INSURANCE GROUP COMPLIANCE
Lost Time FROI and Initial Indemnity Payments
Third Quarter
7/1/2020 - 9/30/2020

Insurance Company	Total Lost Time FROIs Filed	Lost Time FROIs Filed Timely	Compliance Percentage	Total Initial Indemnity Payments Made	Initial Indemnity Payments Made Timely	Compliance Percentage
ACADIA INSURANCE	FROIs Filed	Timely FROIs	Compliance	Payments Made	Timely Payments	Compliance
CA010 ACADIA INSURANCE	59	43	73%	18	18	100%
Total	59	43	73% ▼	18	18	100% ▲
ACADIA INSURANCE Group Total	59	43	73% ▼	18	18	100% ▲
ACCIDENT FUND INSURANCE	FROIs Filed	Timely FROIs	Compliance	Payments Made	Timely Payments	Compliance
ACCIDENT FUND INSURANCE	*	*	*	*	*	*
Total	*	*	*	*	*	*
ACCIDENT FUND INSURANCE TPA Administered Claims						
CA190 GALLAGHER BASSETT SERVICES	1	1	100%	1	1	100%
TPA Total	1	1	100% ▲	1	1	100% ▲
ACCIDENT FUND INSURANCE Group Total	1	1	100% ▲	1	1	100% ▲
ACUITY MUTUAL INSURANCE	FROIs Filed	Timely FROIs	Compliance	Payments Made	Timely Payments	Compliance
CA418 ACUITY MUTUAL INSURANCE	2	0	0%	No Filings	No Filings	No Filings
Total	2	0	0% ▼	No Filings	No Filings	No Filings
ACUITY MUTUAL INSURANCE Group Total	2	0	0% ▼	No Filings	No Filings	No Filings
AIG INSURANCE	FROIs Filed	Timely FROIs	Compliance	Payments Made	Timely Payments	Compliance
CA015 AIG CLAIMS, INC	5	5	100%	1	1	100%
Total	5	5	100% ▲	1	1	100% ▲
AIG INSURANCE TPA Administered Claims						
CA040 BROADSPIRE SERVICES	*	*	*	*	*	*
CA110 CONSTITUTION STATE SERVICES	1	0	0%	No Filings	No Filings	No Filings
CA116 CORVEL ENTERPRISE COMP	4	0	0%	No Filings	No Filings	No Filings
CA160 ESIS	17	12	71%	10	7	70%
CA190 GALLAGHER BASSETT SERVICES	33	32	97%	6	5	83%
CA204 HELMSMAN MANAGEMENT SERVICES	2	1	50%	1	0	0%
CA300 SEDGWICK CLAIMS MANAGEMENT SERVICES	55	41	75%	33	30	91%
TPA Total	112	86	77% ▼	50	42	84% ▼
AIG INSURANCE Group Total	117	91	78% ▼	51	43	84% ▼
AIM MUTUAL GROUP	FROIs Filed	Timely FROIs	Compliance	Payments Made	Timely Payments	Compliance
CA472 AIM MUTUAL INSURANCE	5	4	80%	No Filings	No Filings	No Filings
Total	5	4	80% ▼	No Filings	No Filings	No Filings
AIM MUTUAL GROUP Group Total	5	4	80% ▼	No Filings	No Filings	No Filings

INSURANCE GROUP COMPLIANCE
Lost Time FROI and Initial Indemnity Payments
Third Quarter
7/1/2020 - 9/30/2020

Insurance Company	Total Lost Time FROIs Filed	Lost Time FROIs Filed Timely	Compliance Percentage	Total Initial Indemnity Payments Made	Initial Indemnity Payments Made Timely	Compliance Percentage
AMTRUST INSURANCE	FROIs Filed	Timely FROIs	Compliance	Payments Made	Timely Payments	Compliance
CA342 TECHNOLOGY INSURANCE	7	1	14%	2	1	50%
CA381 WESCO INSURANCE	5	4	80%	No Filings	No Filings	No Filings
Total	12	5	42% ▼	2	1	50% ▼
AMTRUST INSURANCE Group Total	12	5	42% ▼	2	1	50% ▼
ARCH INSURANCE	FROIs Filed	Timely FROIs	Compliance	Payments Made	Timely Payments	Compliance
ARCH INSURANCE	*	*	*	*	*	*
Total	*	*	*	*	*	*
ARCH INSURANCE TPA Administered Claims						
CA040 BROADSPIRE SERVICES	13	11	85%	3	3	100%
CA117 COTTINGHAM & BUTLER CLAIMS SERVICES	7	7	100%	2	2	100%
CA160 ESIS	1	0	0%	1	1	100%
CA190 GALLAGHER BASSETT SERVICES	7	6	86%	1	1	100%
CA300 SEDGWICK CLAIMS MANAGEMENT SERVICES	2	1	50%	No Filings	No Filings	No Filings
CA340 YORK RISK SERVICES	2	1	50%	2	2	100%
TPA Total	32	26	81% ▼	9	9	100% ▲
ARCH INSURANCE Group Total	32	26	81% ▼	9	9	100% ▲
BATH IRON WORKS	FROIs Filed	Timely FROIs	Compliance	Payments Made	Timely Payments	Compliance
CA036 BATH IRON WORKS	6	6	100%	3	3	100%
Total	6	6	100% ▲	3	3	100% ▲
BATH IRON WORKS Group Total	6	6	100% ▲	3	3	100% ▲
BERKSHIRE HATHAWAY INSURANCE	FROIs Filed	Timely FROIs	Compliance	Payments Made	Timely Payments	Compliance
CA114 BERKSHIRE HATHAWAY HOMESTATE INSURANCE	No Filings	No Filings	No Filings	1	0	0%
Total	No Filings	No Filings	No Filings	1	0	0% ▼
BERKSHIRE HATHAWAY INSURANCE Group Total	No Filings	No Filings	No Filings	1	0	0% ▼
BROADSPIRE SERVICES	FROIs Filed	Timely FROIs	Compliance	Payments Made	Timely Payments	Compliance
CA040 BROADSPIRE SERVICES	38	30	79%	8	8	100%
Total	38	30	79% ▼	8	8	100% ▲
BROADSPIRE SERVICES Group Total	38	30	79% ▼	8	8	100% ▲
CANNON COCHRAN MANAGEMENT SERVICES	FROIs Filed	Timely FROIs	Compliance	Payments Made	Timely Payments	Compliance
CA070 CANNON COCHRAN MANAGEMENT SERVICES	63	45	71%	25	17	68%
Total	63	45	71% ▼	25	17	68% ▼
CANNON COCHRAN MANAGEMENT SERVICES Group Total	63	45	71% ▼	25	17	68% ▼

INSURANCE GROUP COMPLIANCE
Lost Time FROI and Initial Indemnity Payments
Third Quarter
7/1/2020 - 9/30/2020

Insurance Company	Total Lost Time FROIs Filed	Lost Time FROIs Filed Timely	Compliance Percentage	Total Initial Indemnity Payments Made	Initial Indemnity Payments Made Timely	Compliance Percentage
CHEROKEE INSURANCE	FROIs Filed	Timely FROIs	Compliance	Payments Made	Timely Payments	Compliance
CA044 CHEROKEE INSURANCE	2	2	100%	2	2	100%
Total	2	2	100% ▲	2	2	100% ▲
CHEROKEE INSURANCE Group Total	2	2	100% ▲	2	2	100% ▲
CHESTERFIELD SERVICES	FROIs Filed	Timely FROIs	Compliance	Payments Made	Timely Payments	Compliance
CA080 CHESTERFIELD SERVICES	1	0	0%	1	1	100%
Total	1	0	0% ▼	1	1	100% ▲
CHESTERFIELD SERVICES Group Total	1	0	0% ▼	1	1	100% ▲
CHUBB INSURANCE	FROIs Filed	Timely FROIs	Compliance	Payments Made	Timely Payments	Compliance
ACE AMERICAN INSURANCE COMPANY	*	*	*	*	*	*
ACE INSURANCE	*	*	*	*	*	*
CA046 CHUBB INSURANCE	*	*	*	*	*	*
CA090 FEDERAL INSURANCE	*	*	*	*	*	*
INDEMNITY INS CO OF NORTH AMERICA	*	*	*	*	*	*
PACIFIC INDEMNITY CO	*	*	*	*	*	*
Total	*	*	*	*	*	*
CHUBB INSURANCE TPA Administered Claims						
CA040 BROADSPIRE SERVICES	1	1	100%	1	1	100%
CA070 CANNON COCHRAN MANAGEMENT SERVICES	1	0	0%	No Filings	No Filings	No Filings
CA110 CONSTITUTION STATE SERVICES	4	2	50%	2	1	50%
CA116 CORVEL ENTERPRISE COMP	4	3	75%	1	1	100%
CA117 COTTINGHAM & BUTLER CLAIMS SERVICES	1	1	100%	No Filings	No Filings	No Filings
CA160 ESIS	19	9	47%	9	6	67%
CA190 GALLAGHER BASSETT SERVICES	22	12	55%	6	6	100%
CA204 HELMSMAN MANAGEMENT SERVICES	1	0	0%	No Filings	No Filings	No Filings
CA300 SEDGWICK CLAIMS MANAGEMENT SERVICES	79	75	95%	17	17	100%
CA340 YORK RISK SERVICES	3	2	67%	No Filings	No Filings	No Filings
TPA Total	135	105	78% ▼	36	32	89% ▲
CHUBB INSURANCE Group Total	135	105	78% ▼	36	32	89% ▲
CHURCH MUTUAL INSURANCE	FROIs Filed	Timely FROIs	Compliance	Payments Made	Timely Payments	Compliance
CA084 CHURCH MUTUAL INSURANCE	*	*	*	*	*	*
Total	*	*	*	*	*	*
CHURCH MUTUAL INSURANCE TPA Administered Claims						
CA190 GALLAGHER BASSETT SERVICES	1	0	0%	1	0	0%
TPA Total	1	0	0% ▼	1	0	0% ▼
CHURCH MUTUAL INSURANCE Group Total	1	0	0% ▼	1	0	0% ▼

INSURANCE GROUP COMPLIANCE
Lost Time FROI and Initial Indemnity Payments
Third Quarter
7/1/2020 - 9/30/2020

Insurance Company	Total Lost Time FROIs Filed	Lost Time FROIs Filed Timely	Compliance Percentage	Total Initial Indemnity Payments Made	Initial Indemnity Payments Made Timely	Compliance Percentage
CIANBRO CORPORATION	FROIs Filed	Timely FROIs	Compliance	Payments Made	Timely Payments	Compliance
CA085 CIANBRO CORPORATION	*	*	*	*	*	*
Total	*	*	*	*	*	*
CIANBRO CORPORATION Group Total	*	*	*	*	*	*
CINCINNATI INSURANCE	FROIs Filed	Timely FROIs	Compliance	Payments Made	Timely Payments	Compliance
CA438 CINCINNATI INSURANCE	2	0	0%	2	2	100%
Total	2	0	0% ▼	2	2	100% ▲
CINCINNATI INSURANCE Group Total	2	0	0% ▼	2	2	100% ▲
CNA INSURANCE	FROIs Filed	Timely FROIs	Compliance	Payments Made	Timely Payments	Compliance
CA017 AMERICAN CASUALTY COMPANY OF READING PA	1	1	100%	1	1	100%
CA083 CNA CLAIMS PLUS	1	1	100%	1	1	100%
CA271 NATIONAL FIRE INSURANCE	*	*	*	*	*	*
CA087 THE CONTINENTAL INSURANCE	1	1	100%	1	1	100%
Total	3	3	100% ▲	3	3	100% ▲
CNA INSURANCE TPA Administered Claims						
CA040 BROADSPIRE SERVICES	2	2	100%	No Filings	No Filings	No Filings
TPA Total	2	2	100% ▲	No Filings	No Filings	No Filings
CNA INSURANCE Group Total	5	5	100% ▲	3	3	100% ▲
CONSTITUTION STATE SERVICES	FROIs Filed	Timely FROIs	Compliance	Payments Made	Timely Payments	Compliance
CA110 CONSTITUTION STATE SERVICES	5	2	40%	2	1	50%
Total	5	2	40% ▼	2	1	50% ▼
CONSTITUTION STATE SERVICES Group Total	5	2	40% ▼	2	1	50% ▼
CONTINENTAL INDEMNITY	FROIs Filed	Timely FROIs	Compliance	Payments Made	Timely Payments	Compliance
CA115 CONTINENTAL INDEMNITY	No Filings	No Filings	No Filings	1	1	100%
Total	No Filings	No Filings	No Filings	1	1	100% ▲
CONTINENTAL INDEMNITY Group Total	No Filings	No Filings	No Filings	1	1	100% ▲
CORVEL ENTERPRISE COMP	FROIs Filed	Timely FROIs	Compliance	Payments Made	Timely Payments	Compliance
CA116 CORVEL ENTERPRISE COMP	20	11	55%	2	2	100%
Total	20	11	55% ▼	2	2	100% ▲
CORVEL ENTERPRISE COMP Group Total	20	11	55% ▼	2	2	100% ▲
COTTINGHAM & BUTLER CLAIMS SERVICES	FROIs Filed	Timely FROIs	Compliance	Payments Made	Timely Payments	Compliance
CA117 COTTINGHAM & BUTLER CLAIMS SERVICES	10	8	80%	4	4	100%
Total	10	8	80% ▼	4	4	100% ▲
COTTINGHAM & BUTLER CLAIMS SERVICES Group Total	10	8	80% ▼	4	4	100% ▲

INSURANCE GROUP COMPLIANCE
Lost Time FROI and Initial Indemnity Payments
Third Quarter
7/1/2020 - 9/30/2020

Insurance Company	Total Lost Time FROIs Filed	Lost Time FROIs Filed Timely	Compliance Percentage	Total Initial Indemnity Payments Made	Initial Indemnity Payments Made Timely	Compliance Percentage
CROSS INSURANCE	FROIs Filed	Timely FROIs	Compliance	Payments Made	Timely Payments	Compliance
CA093 CROSS INSURANCE	306	285	93%	43	41	95%
Total	306	285	93% ▲	43	41	95% ▲
CROSS INSURANCE Group Total	306	285	93% ▲	43	41	95% ▲
EASTERN ALLIANCE INSURANCE	FROIs Filed	Timely FROIs	Compliance	Payments Made	Timely Payments	Compliance
CA141 EASTERN ALLIANCE INSURANCE	61	49	80%	17	15	88%
Total	61	49	80% ▼	17	15	88% ▲
EASTERN ALLIANCE INSURANCE Group Total	61	49	80% ▼	17	15	88% ▲
ELECTRIC INSURANCE	FROIs Filed	Timely FROIs	Compliance	Payments Made	Timely Payments	Compliance
CA150 ELECTRIC INSURANCE	*	*	*	*	*	*
Total	*	*	*	*	*	*
ELECTRIC INSURANCE TPA Administered Claims						
CA300 SEDGWICK CLAIMS MANAGEMENT SERVICES	3	2	67%	2	2	100%
TPA Total	3	2	67% ▼	2	2	100% ▲
ELECTRIC INSURANCE Group Total	3	2	67% ▼	2	2	100% ▲
EMPLOYERS HOLDING INSURANCE	FROIs Filed	Timely FROIs	Compliance	Payments Made	Timely Payments	Compliance
36870 EMPLOYERS ASSURANCE COMPANY	*	*	*	*	*	*
41394 EMPLOYERS COMPENSATION INSURANCE	*	*	*	*	*	*
30317 EMPLOYERS PREFERRED INSURANCE	*	*	*	*	*	*
Total	*	*	*	*	*	*
EMPLOYERS HOLDING INSURANCE TPA Administered Claims						
CA040 BROADSPIRE SERVICES	4	4	100%	1	1	100%
TPA Total	4	4	100% ▲	1	1	100% ▲
EMPLOYERS HOLDING INSURANCE Group Total	4	4	100% ▲	1	1	100% ▲
ESIS	FROIs Filed	Timely FROIs	Compliance	Payments Made	Timely Payments	Compliance
CA160 ESIS	48	27	56%	24	17	71%
Total	48	27	56% ▼	24	17	71% ▼
ESIS Group Total	48	27	56% ▼	24	17	71% ▼
FAIRFAX FINANCIAL GROUP	FROIs Filed	Timely FROIs	Compliance	Payments Made	Timely Payments	Compliance
CA257 NORTH RIVER INSURANCE	*	*	*	*	*	*
CA375 UNITED STATES FIRE INSURANCE	No Filings	No Filings	No Filings	1	0	0%
Total	No Filings	No Filings	No Filings	1	0	0% ▼
FAIRFAX FINANCIAL GROUP Group Total	No Filings	No Filings	No Filings	1	0	0% ▼

INSURANCE GROUP COMPLIANCE
Lost Time FROI and Initial Indemnity Payments
Third Quarter
7/1/2020 - 9/30/2020

Insurance Company	Total Lost Time FROIs Filed	Lost Time FROIs Filed Timely	Compliance Percentage	Total Initial Indemnity Payments Made	Initial Indemnity Payments Made Timely	Compliance Percentage
FEDERATED MUTUAL INSURANCE	FROIs Filed	Timely FROIs	Compliance	Payments Made	Timely Payments	Compliance
CA091 FEDERATED MUTUAL INSURANCE	5	0	0%	2	1	50%
CA439 FEDERATED RESERVE	*	*	*	*	*	*
CA092 FEDERATED SERVICE INSURANCE	*	*	*	*	*	*
Total	5	0	0% ▼	2	1	50% ▼
FEDERATED MUTUAL INSURANCE Group Total	5	0	0% ▼	2	1	50% ▼
FUTURECOMP	FROIs Filed	Timely FROIs	Compliance	Payments Made	Timely Payments	Compliance
CA175 FUTURECOMP	78	69	88%	47	38	81%
Total	78	69	88% ▲	47	38	81% ▼
FUTURECOMP Group Total	78	69	88% ▲	47	38	81% ▼
GALLAGHER BASSETT SERVICES	FROIs Filed	Timely FROIs	Compliance	Payments Made	Timely Payments	Compliance
CA190 GALLAGHER BASSETT SERVICES	117	85	73%	41	34	83%
Total	117	85	73% ▼	41	34	83% ▼
GALLAGHER BASSETT SERVICES Group Total	117	85	73% ▼	41	34	83% ▼
GREAT AMERICAN INSURANCE	FROIs Filed	Timely FROIs	Compliance	Payments Made	Timely Payments	Compliance
CA193 GREAT AMERICAN INSURANCE	2	1	50%	1	1	100%
Total	2	1	50% ▼	1	1	100% ▲
GREAT AMERICAN INSURANCE TPA Administered Claims						
CA323 THE AMERICAN EQUITY UNDERWRITERS	1	1	100%	No Filings	No Filings	No Filings
TPA Total	1	1	100% ▲	No Filings	No Filings	No Filings
GREAT AMERICAN INSURANCE Group Total	3	2	67% ▼	1	1	100% ▲
GREAT FALLS INSURANCE	FROIs Filed	Timely FROIs	Compliance	Payments Made	Timely Payments	Compliance
GREAT FALLS INSURANCE	*	*	*	*	*	*
Total	*	*	*	*	*	*
GREAT FALLS INSURANCE TPA Administered Claims						
CA070 CANNON COCHRAN MANAGEMENT SERVICES	1	0	0%	1	0	0%
TPA Total	1	0	0% ▼	1	0	0% ▼
GREAT FALLS INSURANCE Group Total	1	0	0% ▼	1	0	0% ▼
GUARD INSURANCE	FROIs Filed	Timely FROIs	Compliance	Payments Made	Timely Payments	Compliance
CA019 AMGUARD INSURANCE	5	2	40%	No Filings	No Filings	No Filings
CA140 EASTGUARD INSURANCE	2	2	100%	1	1	100%
CA272 NORGUARD INSURANCE	2	0	0%	2	2	100%
Total	9	4	44% ▼	3	3	100% ▲
GUARD INSURANCE Group Total	9	4	44% ▼	3	3	100% ▲

INSURANCE GROUP COMPLIANCE
Lost Time FROI and Initial Indemnity Payments
Third Quarter
7/1/2020 - 9/30/2020

Insurance Company	Total Lost Time FROIs Filed	Lost Time FROIs Filed Timely	Compliance Percentage	Total Initial Indemnity Payments Made	Initial Indemnity Payments Made Timely	Compliance Percentage
HANNAFORD BROTHERS	FROIs Filed	Timely FROIs	Compliance	Payments Made	Timely Payments	Compliance
CA201 HANNAFORD BROTHERS	58	39	67%	33	26	79%
Total	58	39	67% ▼	33	26	79% ▼
HANNAFORD BROTHERS Group Total	58	39	67% ▼	33	26	79% ▼
HANOVER INSURANCE	FROIs Filed	Timely FROIs	Compliance	Payments Made	Timely Payments	Compliance
CA428 ALLMERICA FINANCIAL BENEFIT INSURANCE	6	3	50%	2	1	50%
CA048 CITIZENS INSURANCE COMPANY OF AMERICA	3	2	67%	No Filings	No Filings	No Filings
CA429 HANOVER AMERICAN INSURANCE	2	0	0%	No Filings	No Filings	No Filings
CA202 HANOVER INSURANCE	2	0	0%	No Filings	No Filings	No Filings
CA228 MASSACHUSETTS BAY INSURANCE	1	1	100%	1	1	100%
Total	14	6	43% ▼	3	2	67% ▼
HANOVER INSURANCE Group Total	14	6	43% ▼	3	2	67% ▼
HARTFORD INSURANCE	FROIs Filed	Timely FROIs	Compliance	Payments Made	Timely Payments	Compliance
CA188 HARTFORD ACCIDENT & INDEMNITY	1	1	100%	1	1	100%
CA185 HARTFORD CASUALTY INSURANCE	2	2	100%	2	2	100%
CA203 HARTFORD FIRE INSURANCE	4	4	100%	2	2	100%
CA186 HARTFORD INSURANCE COMPANY OF THE MIDWEST	5	4	80%	2	1	50%
CA187 HARTFORD UNDERWRITERS INSURANCE	5	4	80%	1	1	100%
CA288 PROPERTY & CASUALTY INSURANCE COMPANY OF HARTFORD	2	0	0%	1	1	100%
CA296 SENTINEL INSURANCE	*	*	*	*	*	*
CA319 TRUMBULL INSURANCE	5	4	80%	3	3	100%
CA321 TWIN CITY FIRE INSURANCE	1	1	100%	1	0	0%
Total	25	20	80% ▼	13	11	85% ▼
HARTFORD INSURANCE TPA Administered Claims						
CA070 CANNON COCHRAN MANAGEMENT SERVICES	1	1	100%	No Filings	No Filings	No Filings
CA116 CORVEL ENTERPRISE COMP	1	0	0%	No Filings	No Filings	No Filings
CA160 ESIS	1	0	0%	1	1	100%
CA300 SEDGWICK CLAIMS MANAGEMENT SERVICES	5	5	100%	1	1	100%
TPA Total	8	6	75% ▼	2	2	100% ▲
HARTFORD INSURANCE Group Total	33	26	79% ▼	15	13	87% ▲
HELMSMAN MANAGEMENT SERVICES	FROIs Filed	Timely FROIs	Compliance	Payments Made	Timely Payments	Compliance
CA204 HELMSMAN MANAGEMENT SERVICES	9	4	44%	4	2	50%
Total	9	4	44% ▼	4	2	50% ▼
HELMSMAN MANAGEMENT SERVICES Group Total	9	4	44% ▼	4	2	50% ▼

INSURANCE GROUP COMPLIANCE
Lost Time FROI and Initial Indemnity Payments
Third Quarter
7/1/2020 - 9/30/2020

Insurance Company	Total Lost Time FROIs Filed	Lost Time FROIs Filed Timely	Compliance Percentage	Total Initial Indemnity Payments Made	Initial Indemnity Payments Made Timely	Compliance Percentage
LIBERTY MUTUAL INSURANCE	FROIs Filed	Timely FROIs	Compliance	Payments Made	Timely Payments	Compliance
CA003 AMERICAN FIRE & CASUALTY INSURANCE	1	1	100%	No Filings	No Filings	No Filings
CA380 EMPLOYERS INSURANCE OF WAUSAU	4	2	50%	1	1	100%
CA210 LIBERTY MUTUAL INSURANCE	42	26	62%	15	14	93%
CA406 OHIO CASUALTY INSURANCE	1	0	0%	1	1	100%
CA407 OHIO SECURITY INSURANCE	7	3	43%	3	1	33%
CA408 WEST AMERICAN INSURANCE	1	1	100%	1	1	100%
Total	56	33	59% ▼	21	18	86% ▼
LIBERTY MUTUAL INSURANCE Group Total	56	33	59% ▼	21	18	86% ▼
MAINE AUTOMOBILE DEALERS ASSOCIATION	FROIs Filed	Timely FROIs	Compliance	Payments Made	Timely Payments	Compliance
CA220 MAINE AUTOMOBILE DEALERS ASSOCIATION	22	17	77%	7	1	14%
Total	22	17	77% ▼	7	1	14% ▼
MAINE AUTOMOBILE DEALERS ASSOCIATION Group Total	22	17	77% ▼	7	1	14% ▼
MAINE EMPLOYERS' MUTUAL INSURANCE	FROIs Filed	Timely FROIs	Compliance	Payments Made	Timely Payments	Compliance
CA260 MAINE EMPLOYERS' MUTUAL INSURANCE	922	758	82%	315	290	92%
Total	922	758	82% ▼	315	290	92% ▲
MAINE EMPLOYERS' MUTUAL INSURANCE Group Total	922	758	82% ▼	315	290	92% ▲
MAINE HEALTHCARE ASSOCIATION	FROIs Filed	Timely FROIs	Compliance	Payments Made	Timely Payments	Compliance
CA234 MAINE HEALTHCARE ASSOCIATION	26	22	85%	10	9	90%
Total	26	22	85% ▲	10	9	90% ▲
MAINE HEALTHCARE ASSOCIATION Group Total	26	22	85% ▲	10	9	90% ▲
MAINE MOTOR TRANSPORT ASSOCIATION	FROIs Filed	Timely FROIs	Compliance	Payments Made	Timely Payments	Compliance
CA230 MAINE MOTOR TRANSPORT ASSOCIATION	42	41	98%	10	9	90%
Total	42	41	98% ▲	10	9	90% ▲
MAINE MOTOR TRANSPORT ASSOCIATION Group Total	42	41	98% ▲	10	9	90% ▲
MAINE MUNICIPAL ASSOCIATION	FROIs Filed	Timely FROIs	Compliance	Payments Made	Timely Payments	Compliance
CA225 MAINE MUNICIPAL ASSOCIATION	180	177	98%	44	39	89%
Total	180	177	98% ▲	44	39	89% ▲
MAINE MUNICIPAL ASSOCIATION Group Total	180	177	98% ▲	44	39	89% ▲
MAINE SCHOOL MANAGEMENT ASSOCIATION	FROIs Filed	Timely FROIs	Compliance	Payments Made	Timely Payments	Compliance
CA250 MAINE SCHOOL MANAGEMENT ASSOCIATION	51	45	88%	13	11	85%
Total	51	45	88% ▲	13	11	85% ▼
MAINE SCHOOL MANAGEMENT ASSOCIATION Group Total	51	45	88% ▲	13	11	85% ▼

INSURANCE GROUP COMPLIANCE
Lost Time FROI and Initial Indemnity Payments
Third Quarter
7/1/2020 - 9/30/2020

Insurance Company	Total Lost Time FROIs Filed	Lost Time FROIs Filed Timely	Compliance Percentage	Total Initial Indemnity Payments Made	Initial Indemnity Payments Made Timely	Compliance Percentage
MARKEL CORP GROUP	FROIs Filed	Timely FROIs	Compliance	Payments Made	Timely Payments	Compliance
STATE NATIONAL INSURANCE	*	*	*	*	*	*
Total	*	*	*	*	*	*
MARKEL CORP GROUP TPA Administered Claims						
CA070 CANNON COCHRAN MANAGEMENT SERVICES	1	1	100%	1	0	0%
TPA Total	1	1	100% ▲	1	0	0% ▼
MARKEL CORP GROUP Group Total	1	1	100% ▲	1	0	0% ▼
NATIONWIDE INSURANCE	FROIs Filed	Timely FROIs	Compliance	Payments Made	Timely Payments	Compliance
CA291 NATIONWIDE AGRIBUSINESS INSURANCE	1	0	0%	1	1	100%
Total	1	0	0% ▼	1	1	100% ▲
NATIONWIDE INSURANCE Group Total	1	0	0% ▼	1	1	100% ▲
NEXT LEVEL ADMINISTRATOR LLC	FROIs Filed	Timely FROIs	Compliance	Payments Made	Timely Payments	Compliance
CA433 NEXT LEVEL ADMINISTRATOR LLC	2	2	100%	No Filings	No Filings	No Filings
Total	2	2	100% ▲	No Filings	No Filings	No Filings
NEXT LEVEL ADMINISTRATOR LLC Group Total	2	2	100% ▲	No Filings	No Filings	No Filings
NGM INSURANCE	FROIs Filed	Timely FROIs	Compliance	Payments Made	Timely Payments	Compliance
CA265 NGM INSURANCE	2	1	50%	2	2	100%
Total	2	1	50% ▼	2	2	100% ▲
NGM INSURANCE Group Total	2	1	50% ▼	2	2	100% ▲
OLD REPUBLIC INSURANCE	FROIs Filed	Timely FROIs	Compliance	Payments Made	Timely Payments	Compliance
OLD REPUBLIC GENERAL INSURANCE CORP.	*	*	*	*	*	*
OLD REPUBLIC INSURANCE	*	*	*	*	*	*
Total	*	*	*	*	*	*
OLD REPUBLIC INSURANCE TPA Administered Claims						
CA040 BROADSPIRE SERVICES	1	0	0%	No Filings	No Filings	No Filings
CA070 CANNON COCHRAN MANAGEMENT SERVICES	9	6	67%	3	1	33%
CA116 CORVEL ENTERPRISE COMP	3	3	100%	No Filings	No Filings	No Filings
CA190 GALLAGHER BASSETT SERVICES	2	2	100%	2	1	50%
CA204 HELMSMAN MANAGEMENT SERVICES	1	1	100%	1	1	100%
CA300 SEDGWICK CLAIMS MANAGEMENT SERVICES	2	2	100%	2	2	100%
TPA Total	18	14	78% ▼	8	5	63% ▼
OLD REPUBLIC INSURANCE Group Total	18	14	78% ▼	8	5	63% ▼

INSURANCE GROUP COMPLIANCE
Lost Time FROI and Initial Indemnity Payments
Third Quarter
7/1/2020 - 9/30/2020

Insurance Company	Total Lost Time FROIs Filed	Lost Time FROIs Filed Timely	Compliance Percentage	Total Initial Indemnity Payments Made	Initial Indemnity Payments Made Timely	Compliance Percentage
PENNSYLVANIA MFG ASSN	FROIs Filed	Timely FROIs	Compliance	Payments Made	Timely Payments	Compliance
MANUFACTURERS ALLIANCE INSURANCE	*	*	*	*	*	*
PENNSYLVANIA MFG ASSN	*	*	*	*	*	*
PENNSYLVANIA MFG INDEMNITY CO	*	*	*	*	*	*
Total	*	*	*	*	*	*
PENNSYLVANIA MFG ASSN TPA Administered Claims						
CA190 GALLAGHER BASSETT SERVICES	10	5	50%	6	3	50%
TPA Total	10	5	50% ▼	6	3	50% ▼
PENNSYLVANIA MFG ASSN Group Total	10	5	50% ▼	6	3	50% ▼
PROTECTIVE INSURANCE	FROIs Filed	Timely FROIs	Compliance	Payments Made	Timely Payments	Compliance
CA277 PROTECTIVE INSURANCE COMPANY	*	*	*	*	*	*
Total	*	*	*	*	*	*
PROTECTIVE INSURANCE TPA Administered Claims						
CA340 YORK RISK SERVICES	2	0	0%	2	1	50%
TPA Total	2	0	0% ▼	2	1	50% ▼
PROTECTIVE INSURANCE Group Total	2	0	0% ▼	2	1	50% ▼
QBE INSURANCE GROUP	FROIs Filed	Timely FROIs	Compliance	Payments Made	Timely Payments	Compliance
CA268 NORTH AMERICAN RISK SERVICES	1	0	0%	1	1	100%
Total	1	0	0% ▼	1	1	100% ▲
QBE INSURANCE GROUP TPA Administered Claims						
CA300 SEDGWICK CLAIMS MANAGEMENT SERVICES	7	7	100%	3	3	100%
TPA Total	7	7	100% ▲	3	3	100% ▲
QBE INSURANCE GROUP Group Total	8	7	88% ▲	4	4	100% ▲
SAFETY NATIONAL CASUALTY CORP	FROIs Filed	Timely FROIs	Compliance	Payments Made	Timely Payments	Compliance
SAFETY NATIONAL CASUALTY CORP	*	*	*	*	*	*
Total	*	*	*	*	*	*
SAFETY NATIONAL CASUALTY CORP TPA Administered Claims						
CA040 BROADSPIRE SERVICES	5	4	80%	1	1	100%
CA116 CORVEL ENTERPRISE COMP	5	2	40%	No Filings	No Filings	No Filings
CA160 ESIS	1	1	100%	1	1	100%
CA190 GALLAGHER BASSETT SERVICES	8	5	63%	7	7	100%
CA300 SEDGWICK CLAIMS MANAGEMENT SERVICES	14	12	86%	4	4	100%
TPA Total	33	24	73% ▼	13	13	100% ▲
SAFETY NATIONAL CASUALTY CORP Group Total	33	24	73% ▼	13	13	100% ▲

INSURANCE GROUP COMPLIANCE
Lost Time FROI and Initial Indemnity Payments
Third Quarter
7/1/2020 - 9/30/2020

Insurance Company	Total Lost Time FROIs Filed	Lost Time FROIs Filed Timely	Compliance Percentage	Total Initial Indemnity Payments Made	Initial Indemnity Payments Made Timely	Compliance Percentage
SEDGWICK CLAIMS MANAGEMENT SERVICES	FROIs Filed	Timely FROIs	Compliance	Payments Made	Timely Payments	Compliance
CA300 SEDGWICK CLAIMS MANAGEMENT SERVICES	232	203	88%	75	71	95%
Total	232	203	88% ▲	75	71	95% ▲
SEDGWICK CLAIMS MANAGEMENT SERVICES Group Total	232	203	88% ▲	75	71	95% ▲
SENTRY INSURANCE	FROIs Filed	Timely FROIs	Compliance	Payments Made	Timely Payments	Compliance
CA207 FLORISTS MUTUAL INSURANCE	8	5	63%	2	2	100%
CA426 MIDDLESEX INSURANCE COMPANY	4	1	25%	No Filings	No Filings	No Filings
CA402 SENTRY CASUALTY	12	3	25%	10	9	90%
CA305 SENTRY INSURANCE	1	0	0%	No Filings	No Filings	No Filings
CA308 SENTRY SELECT INSURANCE	1	0	0%	No Filings	No Filings	No Filings
Total	26	9	35% ▼	12	11	92% ▲
SENTRY INSURANCE Group Total	26	9	35% ▼	12	11	92% ▲
SERVICE AMERICAN INDEMNITY	FROIs Filed	Timely FROIs	Compliance	Payments Made	Timely Payments	Compliance
SERVICE AMERICAN INDEMNITY	*	*	*	*	*	*
Total	*	*	*	*	*	*
SERVICE AMERICAN INDEMNITY TPA Administered Claims						
CA040 BROADSPIRE SERVICES	7	4	57%	1	1	100%
TPA Total	7	4	57% ▼	1	1	100% ▲
SERVICE AMERICAN INDEMNITY Group Total	7	4	57% ▼	1	1	100% ▲
STARR INDEMNITY INSURANCE	FROIs Filed	Timely FROIs	Compliance	Payments Made	Timely Payments	Compliance
STARR INDEMNITY INSURANCE	*	*	*	*	*	*
Total	*	*	*	*	*	*
STARR INDEMNITY INSURANCE TPA Administered Claims						
CA160 ESIS	No Filings	No Filings	No Filings	No Filings	No Filings	No Filings
CA190 GALLAGHER BASSETT SERVICES	7	6	86%	No Filings	No Filings	No Filings
CA300 SEDGWICK CLAIMS MANAGEMENT SERVICES	3	3	100%	No Filings	No Filings	No Filings
TPA Total	10	9	90% ▲	No Filings	No Filings	No Filings
STARR INDEMNITY INSURANCE Group Total	10	9	90% ▲	No Filings	No Filings	No Filings
STATE OF MAINE WORKERS' COMPENSATION TRUST	FROIs Filed	Timely FROIs	Compliance	Payments Made	Timely Payments	Compliance
CA307 STATE OF MAINE WORKERS' COMPENSATION TRUST	144	134	93%	22	22	100%
Total	144	134	93% ▲	22	22	100% ▲
STATE OF MAINE WORKERS' COMPENSATION TRUST Group Total	144	134	93% ▲	22	22	100% ▲
SYNERNET	FROIs Filed	Timely FROIs	Compliance	Payments Made	Timely Payments	Compliance
CA320 SYNERNET	243	228	94%	35	34	97%
Total	243	228	94% ▲	35	34	97% ▲
SYNERNET Group Total	243	228	94% ▲	35	34	97% ▲

Maine Workers' Compensation Board
Lost Time FROI Filing Benchmark: 85%
Initial Indemnity Payment Benchmark: 87%

▲ Indicates benchmark met or exceeded
▼ Indicates benchmark not met

INSURANCE GROUP COMPLIANCE
Lost Time FROI and Initial Indemnity Payments
Third Quarter
7/1/2020 - 9/30/2020

Insurance Company	Total Lost Time FROIs Filed	Lost Time FROIs Filed Timely	Compliance Percentage	Total Initial Indemnity Payments Made	Initial Indemnity Payments Made Timely	Compliance Percentage
THE AMERICAN EQUITY UNDERWRITERS	FROIs Filed	Timely FROIs	Compliance	Payments Made	Timely Payments	Compliance
CA323 THE AMERICAN EQUITY UNDERWRITERS	1	1	100%	No Filings	No Filings	No Filings
Total	1	1	100% ▲	No Filings	No Filings	No Filings
THE AMERICAN EQUITY UNDERWRITERS Group Total	1	1	100% ▲	No Filings	No Filings	No Filings
TOKIO MARINE INSURANCE	FROIs Filed	Timely FROIs	Compliance	Payments Made	Timely Payments	Compliance
CA414 TOKIO MARINE AMERICA INSURANCE	1	0	0%	No Filings	No Filings	No Filings
Total	1	0	0% ▼	No Filings	No Filings	No Filings
TOKIO MARINE INSURANCE Group Total	1	0	0% ▼	No Filings	No Filings	No Filings
TRAVELERS INSURANCE	FROIs Filed	Timely FROIs	Compliance	Payments Made	Timely Payments	Compliance
CA072 CHARTER OAK FIRE INSURANCE	15	11	73%	8	5	63%
CA164 FARMINGTON CASUALTY	3	3	100%	3	3	100%
CA284 PHOENIX INSURANCE	2	1	50%	No Filings	No Filings	No Filings
CA306 STANDARD FIRE INSURANCE	2	0	0%	2	2	100%
CA347 TRAVELERS CASUALTY & SURETY	4	4	100%	2	1	50%
CA348 TRAVELERS CASUALTY INSURANCE COMPANY OF AMERICA	4	3	75%	1	1	100%
CA349 TRAVELERS COMMERCIAL CASUALTY	1	0	0%	1	1	100%
CA346 TRAVELERS INDEMNITY COMPANY OF AMERICA	1	1	100%	1	1	100%
CA345 TRAVELERS PROPERTY CASUALTY INSURANCE	4	1	25%	2	1	50%
Total	36	24	67% ▼	20	15	75% ▼
TRAVELERS INSURANCE TPA Administered Claims						
CA300 SEDGWICK CLAIMS MANAGEMENT SERVICES	5	5	100%	No Filings	No Filings	No Filings
TPA Total	5	5	100% ▲	No Filings	No Filings	No Filings
TRAVELERS INSURANCE Group Total	41	29	71% ▼	20	15	75% ▼
TYSON FOODS INC	FROIs Filed	Timely FROIs	Compliance	Payments Made	Timely Payments	Compliance
CA435 TYSON FOODS INC	No Filings	No Filings	No Filings	1	1	100%
Total	No Filings	No Filings	No Filings	1	1	100% ▲
TYSON FOODS INC Group Total	No Filings	No Filings	No Filings	1	1	100% ▲
UTICA MUTUAL INSURANCE	FROIs Filed	Timely FROIs	Compliance	Payments Made	Timely Payments	Compliance
CA324 UTICA MUTUAL INSURANCE	No Filings	No Filings	No Filings	2	1	50%
Total	No Filings	No Filings	No Filings	2	1	50% ▼
UTICA MUTUAL INSURANCE Group Total	No Filings	No Filings	No Filings	2	1	50% ▼
VANLINER INSURANCE	FROIs Filed	Timely FROIs	Compliance	Payments Made	Timely Payments	Compliance
CA379 VANLINER INSURANCE	2	2	100%	No Filings	No Filings	No Filings
Total	2	2	100% ▲	No Filings	No Filings	No Filings
VANLINER INSURANCE Group Total	2	2	100% ▲	No Filings	No Filings	No Filings

INSURANCE GROUP COMPLIANCE
Lost Time FROI and Initial Indemnity Payments
Third Quarter
7/1/2020 - 9/30/2020

Insurance Company	Total Lost Time FROIs Filed	Lost Time FROIs Filed Timely	Compliance Percentage	Total Initial Indemnity Payments Made	Initial Indemnity Payments Made Timely	Compliance Percentage
WALMART CLAIMS SERVICES	FROIs Filed	Timely FROIs	Compliance	Payments Made	Timely Payments	Compliance
CA100 WALMART CLAIMS SERVICES	107	97	91%	9	9	100%
Total	107	97	91% ▲	9	9	100% ▲
WALMART CLAIMS SERVICES Group Total	107	97	91% ▲	9	9	100% ▲
XL INSURANCE	FROIs Filed	Timely FROIs	Compliance	Payments Made	Timely Payments	Compliance
CA384 XL INSURANCE	*	*	*	*	*	*
Total	*	*	*	*	*	*
XL INSURANCE TPA Administered Claims						
CA040 BROADSPIRE SERVICES	2	1	50%	No Filings	No Filings	No Filings
CA117 COTTINGHAM & BUTLER CLAIMS SERVICES	1	0	0%	1	1	100%
CA190 GALLAGHER BASSETT SERVICES	9	5	56%	2	2	100%
CA300 SEDGWICK CLAIMS MANAGEMENT SERVICES	6	6	100%	2	2	100%
TPA Total	18	12	67% ▼	5	5	100% ▲
XL INSURANCE Group Total	18	12	67% ▼	5	5	100% ▲
YORK RISK SERVICES	FROIs Filed	Timely FROIs	Compliance	Payments Made	Timely Payments	Compliance
CA340 YORK RISK SERVICES	7	3	43%	4	3	75%
Total	7	3	43% ▼	4	3	75% ▼
YORK RISK SERVICES Group Total	7	3	43% ▼	4	3	75% ▼
ZURICH INSURANCE	FROIs Filed	Timely FROIs	Compliance	Payments Made	Timely Payments	Compliance
CA022 AMERICAN ZURICH	16	7	44%	5	4	80%
CA400 ZURICH AMERICAN INSURANCE	2	0	0%	No Filings	No Filings	No Filings
CA404 ZURICH AMERICAN INSURANCE COMPANY OF ILLINOIS	1	1	100%	No Filings	No Filings	No Filings
Total	19	8	42% ▼	5	4	80% ▼
ZURICH INSURANCE TPA Administered Claims						
CA040 BROADSPIRE SERVICES	1	1	100%	1	1	100%
CA070 CANNON COCHRAN MANAGEMENT SERVICES	2	2	100%	No Filings	No Filings	No Filings
CA080 CHESTERFIELD SERVICES	1	0	0%	1	1	100%
CA116 CORVEL ENTERPRISE COMP	3	3	100%	1	1	100%
CA117 COTTINGHAM & BUTLER CLAIMS SERVICES	1	0	0%	1	1	100%
CA160 ESIS	6	3	50%	1	0	0%
CA190 GALLAGHER BASSETT SERVICES	10	7	70%	6	5	83%
CA300 SEDGWICK CLAIMS MANAGEMENT SERVICES	8	8	100%	1	1	100%
TPA Total	32	24	75% ▼	12	10	83% ▼
ZURICH INSURANCE Group Total	51	32	63% ▼	17	14	82% ▼

Appendix B

**Insurance Group Compliance
Initial MOP and Initial Indemnity NOC Filings
Third Quarter 2020
7/1/2020-9/30/2020**

INSURANCE GROUP COMPLIANCE
Initial MOP and Initial Indemnity NOC Filings
Third Quarter
7/1/2020 -9/30/2020

Insurance Company	Total Initial MOPs Filed	Initial MOPs Filed Timely	Compliance Percentage	Total Initial Indemnity NOCs Filed	Initial Indemnity NOCs Filed Timely	Compliance Percentage
ACADIA INSURANCE	MOPs Filed	Timely MOPs	Compliance	NOCs Filed	Timely NOCs	Compliance
CA010 ACADIA INSURANCE	18	18	100%	12	11	92%
Total	18	18	100% ▲	12	11	92% ▲
ACADIA INSURANCE Group Total	18	18	100% ▲	12	11	92% ▲
ACCIDENT FUND INSURANCE	MOPs Filed	Timely MOPs	Compliance	NOCs Filed	Timely NOCs	Compliance
ACCIDENT FUND INSURANCE	*	*	*	*	*	*
Total	*	*	*	*	*	*
ACCIDENT FUND INSURANCE TPA Administered Claims						
CA190 GALLAGHER BASSETT SERVICES	1	1	100%	No Filings	No Filings	No Filings
TPA Total	1	1	100% ▲	No Filings	No Filings	No Filings
ACCIDENT FUND INSURANCE Group Total	1	1	100% ▲	No Filings	No Filings	No Filings
ACUITY MUTUAL INSURANCE	MOPs Filed	Timely MOPs	Compliance	NOCs Filed	Timely NOCs	Compliance
CA418 ACUITY MUTUAL INSURANCE	No Filings	No Filings	No Filings	1	1	100%
Total	No Filings	No Filings	No Filings	1	1	100% ▲
ACUITY MUTUAL INSURANCE Group Total	No Filings	No Filings	No Filings	1	1	100% ▲
AIG INSURANCE	MOPs Filed	Timely MOPs	Compliance	NOCs Filed	Timely NOCs	Compliance
CA015 AIG CLAIMS, INC	1	1	100%	1	1	100%
Total	1	1	100% ▲	1	1	100% ▲
AIG INSURANCE TPA Administered Claims						
CA040 BROADSPIRE SERVICES	*	*	*	*	*	*
CA110 CONSTITUTION STATE SERVICES	No Filings	No Filings	No Filings	No Filings	No Filings	No Filings
CA116 CORVEL ENTERPRISE COMP	No Filings	No Filings	No Filings	1	1	100%
CA160 ESIS	10	7	70%	2	2	100%
CA190 GALLAGHER BASSETT SERVICES	6	5	83%	4	4	100%
CA204 HELMSMAN MANAGEMENT SERVICES	1	0	0%	1	1	100%
CA300 SEDGWICK CLAIMS MANAGEMENT SERVICES	33	33	100%	4	4	100%
TPA Total	50	45	90% ▲	12	12	100% ▲
AIG INSURANCE Group Total	51	46	90% ▲	13	13	100% ▲
AIM MUTUAL GROUP	MOPs Filed	Timely MOPs	Compliance	NOCs Filed	Timely NOCs	Compliance
CA472 AIM MUTUAL INSURANCE	No Filings	No Filings	No Filings	1	1	100%
Total	No Filings	No Filings	No Filings	1	1	100% ▲
AIM MUTUAL GROUP Group Total	No Filings	No Filings	No Filings	1	1	100% ▲

Maine Workers' Compensation Board

Initial MOP Filing Benchmark: 85%

Initial Indemnity NOC Benchmark: 90%

▲ Indicates benchmark met or exceeded

▼ Indicates benchmark not met

INSURANCE GROUP COMPLIANCE
Initial MOP and Initial Indemnity NOC Filings
Third Quarter
7/1/2020 -9/30/2020

Insurance Company	Total Initial MOPs Filed	Initial MOPs Filed Timely	Compliance Percentage	Total Initial Indemnity NOCs Filed	Initial Indemnity NOCs Filed Timely	Compliance Percentage
AMTRUST INSURANCE	MOPs Filed	Timely MOPs	Compliance	NOCs Filed	Timely NOCs	Compliance
CA342 TECHNOLOGY INSURANCE	2	1	50%	No Filings	No Filings	No Filings
CA381 WESCO INSURANCE	No Filings	No Filings	No Filings	3	2	67%
Total	2	1	50% ▼	3	2	67% ▼
AMTRUST INSURANCE Group Total	2	1	50% ▼	3	2	67% ▼
ARCH INSURANCE	MOPs Filed	Timely MOPs	Compliance	NOCs Filed	Timely NOCs	Compliance
ARCH INSURANCE	*	*	*	*	*	*
Total	*	*	*	*	*	*
ARCH INSURANCE TPA Administered Claims						
CA040 BROADSPIRE SERVICES	3	3	100%	5	5	100%
CA117 COTTINGHAM & BUTLER CLAIMS SERVICES	2	1	50%	3	3	100%
CA160 ESIS	1	1	100%	No Filings	No Filings	No Filings
CA190 GALLAGHER BASSETT SERVICES	1	1	100%	1	1	100%
CA300 SEDGWICK CLAIMS MANAGEMENT SERVICES	No Filings	No Filings	No Filings	1	1	100%
CA340 YORK RISK SERVICES	2	1	50%	No Filings	No Filings	No Filings
TPA Total	9	7	78% ▼	10	10	100% ▲
ARCH INSURANCE Group Total	9	7	78% ▼	10	10	100% ▲
BATH IRON WORKS	MOPs Filed	Timely MOPs	Compliance	NOCs Filed	Timely NOCs	Compliance
CA036 BATH IRON WORKS	3	3	100%	2	2	100%
Total	3	3	100% ▲	2	2	100% ▲
BATH IRON WORKS Group Total	3	3	100% ▲	2	2	100% ▲
BERKSHIRE HATHAWAY INSURANCE	MOPs Filed	Timely MOPs	Compliance	NOCs Filed	Timely NOCs	Compliance
CA114 BERKSHIRE HATHAWAY HOMESTATE INSURANCE	1	0	0%	No Filings	No Filings	No Filings
Total	1	0	0% ▼	No Filings	No Filings	No Filings
BERKSHIRE HATHAWAY INSURANCE Group Total	1	0	0% ▼	No Filings	No Filings	No Filings
BROADSPIRE SERVICES	MOPs Filed	Timely MOPs	Compliance	NOCs Filed	Timely NOCs	Compliance
CA040 BROADSPIRE SERVICES	8	6	75%	14	13	93%
Total	8	6	75% ▼	14	13	93% ▲
BROADSPIRE SERVICES Group Total	8	6	75% ▼	14	13	93% ▲
CANNON COCHRAN MANAGEMENT SERVICES	MOPs Filed	Timely MOPs	Compliance	NOCs Filed	Timely NOCs	Compliance
CA070 CANNON COCHRAN MANAGEMENT SERVICES	25	14	56%	17	15	88%
Total	25	14	56% ▼	17	15	88% ▼
CANNON COCHRAN MANAGEMENT SERVICES Group Total	25	14	56% ▼	17	15	88% ▼

INSURANCE GROUP COMPLIANCE
Initial MOP and Initial Indemnity NOC Filings
Third Quarter
7/1/2020 -9/30/2020

Insurance Company	Total Initial MOPs Filed	Initial MOPs Filed Timely	Compliance Percentage	Total Initial Indemnity NOCs Filed	Initial Indemnity NOCs Filed Timely	Compliance Percentage
CHEROKEE INSURANCE	MOPs Filed	Timely MOPs	Compliance	NOCs Filed	Timely NOCs	Compliance
CA044 CHEROKEE INSURANCE	2	1	50%	No Filings	No Filings	No Filings
Total	2	1	50% ▼	No Filings	No Filings	No Filings
CHEROKEE INSURANCE Group Total	2	1	50% ▼	No Filings	No Filings	No Filings
CHESTERFIELD SERVICES	MOPs Filed	Timely MOPs	Compliance	NOCs Filed	Timely NOCs	Compliance
CA080 CHESTERFIELD SERVICES	1	1	100%	No Filings	No Filings	No Filings
Total	1	1	100% ▲	No Filings	No Filings	No Filings
CHESTERFIELD SERVICES Group Total	1	1	100% ▲	No Filings	No Filings	No Filings
CHUBB INSURANCE	MOPs Filed	Timely MOPs	Compliance	NOCs Filed	Timely NOCs	Compliance
ACE AMERICAN INSURANCE COMPANY	*	*	*	*	*	*
ACE INSURANCE	*	*	*	*	*	*
CA046 CHUBB INSURANCE	*	*	*	*	*	*
CA090 FEDERAL INSURANCE	*	*	*	*	*	*
INDEMNITY INS CO OF NORTH AMERICA	*	*	*	*	*	*
PACIFIC INDEMNITY CO	*	*	*	*	*	*
Total	*	*	*	*	*	*
CHUBB INSURANCE TPA Administered Claims						
CA040 BROADSPIRE SERVICES	1	0	0%	No Filings	No Filings	No Filings
CA070 CANNON COCHRAN MANAGEMENT SERVICES	No Filings	No Filings	No Filings	1	0	0%
CA110 CONSTITUTION STATE SERVICES	2	2	100%	2	2	100%
CA116 CORVEL ENTERPRISE COMP	1	0	0%	No Filings	No Filings	No Filings
CA117 COTTINGHAM & BUTLER CLAIMS SERVICES	No Filings	No Filings	No Filings	No Filings	No Filings	No Filings
CA160 ESIS	9	6	67%	6	6	100%
CA190 GALLAGHER BASSETT SERVICES	6	6	100%	2	1	50%
CA204 HELMSMAN MANAGEMENT SERVICES	No Filings	No Filings	No Filings	No Filings	No Filings	No Filings
CA300 SEDGWICK CLAIMS MANAGEMENT SERVICES	17	17	100%	22	22	100%
CA340 YORK RISK SERVICES	No Filings	No Filings	No Filings	No Filings	No Filings	No Filings
TPA Total	36	31	86% ▲	33	31	94% ▲
CHUBB INSURANCE Group Total	36	31	86% ▲	33	31	94% ▲
CHURCH MUTUAL INSURANCE	MOPs Filed	Timely MOPs	Compliance	NOCs Filed	Timely NOCs	Compliance
CA084 CHURCH MUTUAL INSURANCE	*	*	*	*	*	*
Total	*	*	*	*	*	*
CHURCH MUTUAL INSURANCE TPA Administered Claims						
CA190 GALLAGHER BASSETT SERVICES	1	1	100%	No Filings	No Filings	No Filings
TPA Total	1	1	100% ▲	No Filings	No Filings	No Filings
CHURCH MUTUAL INSURANCE Group Total	1	1	100% ▲	No Filings	No Filings	No Filings

INSURANCE GROUP COMPLIANCE
Initial MOP and Initial Indemnity NOC Filings
Third Quarter
7/1/2020 -9/30/2020

Insurance Company	Total Initial MOPs Filed	Initial MOPs Filed Timely	Compliance Percentage	Total Initial Indemnity NOCs Filed	Initial Indemnity NOCs Filed Timely	Compliance Percentage
CIANBRO CORPORATION	MOPs Filed	Timely MOPs	Compliance	NOCs Filed	Timely NOCs	Compliance
CA085 CIANBRO CORPORATION	*	*	*	*	*	*
Total	*	*	*	*	*	*
CIANBRO CORPORATION Group Total	*	*	*	*	*	*
CINCINNATI INSURANCE	MOPs Filed	Timely MOPs	Compliance	NOCs Filed	Timely NOCs	Compliance
CA438 CINCINNATI INSURANCE	2	0	0%	No Filings	No Filings	No Filings
Total	2	0	0% ▼	No Filings	No Filings	No Filings
CINCINNATI INSURANCE Group Total	2	0	0% ▼	No Filings	No Filings	No Filings
CNA INSURANCE	MOPs Filed	Timely MOPs	Compliance	NOCs Filed	Timely NOCs	Compliance
CA017 AMERICAN CASUALTY COMPANY OF READING PA	1	1	100%	No Filings	No Filings	No Filings
CA083 CNA CLAIMS PLUS	1	1	100%	No Filings	No Filings	No Filings
CA271 NATIONAL FIRE INSURANCE	*	*	*	*	*	*
CA087 THE CONTINENTAL INSURANCE	1	1	100%	No Filings	No Filings	No Filings
Total	3	3	100% ▲	No Filings	No Filings	No Filings
CNA INSURANCE TPA Administered Claims						
CA040 BROADSPIRE SERVICES	No Filings	No Filings	No Filings	1	1	100%
TPA Total	No Filings	No Filings	No Filings	1	1	100% ▲
CNA INSURANCE Group Total	3	3	100% ▲	1	1	100% ▲
CONSTITUTION STATE SERVICES	MOPs Filed	Timely MOPs	Compliance	NOCs Filed	Timely NOCs	Compliance
CA110 CONSTITUTION STATE SERVICES	2	2	100%	2	2	100%
Total	2	2	100% ▲	2	2	100% ▲
CONSTITUTION STATE SERVICES Group Total	2	2	100% ▲	2	2	100% ▲
CONTINENTAL INDEMNITY	MOPs Filed	Timely MOPs	Compliance	NOCs Filed	Timely NOCs	Compliance
CA115 CONTINENTAL INDEMNITY	1	1	100%	No Filings	No Filings	No Filings
Total	1	1	100% ▲	No Filings	No Filings	No Filings
CONTINENTAL INDEMNITY Group Total	1	1	100% ▲	No Filings	No Filings	No Filings
CORVEL ENTERPRISE COMP	MOPs Filed	Timely MOPs	Compliance	NOCs Filed	Timely NOCs	Compliance
CA116 CORVEL ENTERPRISE COMP	2	0	0%	5	5	100%
Total	2	0	0% ▼	5	5	100% ▲
CORVEL ENTERPRISE COMP Group Total	2	0	0% ▼	5	5	100% ▲
COTTINGHAM & BUTLER CLAIMS SERVICES	MOPs Filed	Timely MOPs	Compliance	NOCs Filed	Timely NOCs	Compliance
CA117 COTTINGHAM & BUTLER CLAIMS SERVICES	4	3	75%	3	3	100%
Total	4	3	75% ▼	3	3	100% ▲
COTTINGHAM & BUTLER CLAIMS SERVICES Group Total	4	3	75% ▼	3	3	100% ▲

INSURANCE GROUP COMPLIANCE
Initial MOP and Initial Indemnity NOC Filings
Third Quarter
7/1/2020 -9/30/2020

Insurance Company	Total Initial MOPs Filed	Initial MOPs Filed Timely	Compliance Percentage	Total Initial Indemnity NOCs Filed	Initial Indemnity NOCs Filed Timely	Compliance Percentage
CROSS INSURANCE	MOPs Filed	Timely MOPs	Compliance	NOCs Filed	Timely NOCs	Compliance
CA093 CROSS INSURANCE	43	41	95%	75	73	97%
Total	43	41	95% ▲	75	73	97% ▲
CROSS INSURANCE Group Total	43	41	95% ▲	75	73	97% ▲
EASTERN ALLIANCE INSURANCE	MOPs Filed	Timely MOPs	Compliance	NOCs Filed	Timely NOCs	Compliance
CA141 EASTERN ALLIANCE INSURANCE	17	15	88%	9	9	100%
Total	17	15	88% ▲	9	9	100% ▲
EASTERN ALLIANCE INSURANCE Group Total	17	15	88% ▲	9	9	100% ▲
ELECTRIC INSURANCE	MOPs Filed	Timely MOPs	Compliance	NOCs Filed	Timely NOCs	Compliance
CA150 ELECTRIC INSURANCE	*	*	*	*	*	*
Total	*	*	*	*	*	*
ELECTRIC INSURANCE TPA Administered Claims						
CA300 SEDGWICK CLAIMS MANAGEMENT SERVICES	2	2	100%	No Filings	No Filings	No Filings
TPA Total	2	2	100% ▲	No Filings	No Filings	No Filings
ELECTRIC INSURANCE Group Total	2	2	100% ▲	No Filings	No Filings	No Filings
EMPLOYERS HOLDING INSURANCE	MOPs Filed	Timely MOPs	Compliance	NOCs Filed	Timely NOCs	Compliance
36870 EMPLOYERS ASSURANCE COMPANY	*	*	*	*	*	*
41394 EMPLOYERS COMPENSATION INSURANCE	*	*	*	*	*	*
30317 EMPLOYERS PREFERRED INSURANCE	*	*	*	*	*	*
Total	*	*	*	*	*	*
EMPLOYERS HOLDING INSURANCE TPA Administered Claims						
CA040 BROADSPIRE SERVICES	1	1	100%	2	2	100%
TPA Total	1	1	100% ▲	2	2	100% ▲
EMPLOYERS HOLDING INSURANCE Group Total	1	1	100% ▲	2	2	100% ▲
ESIS	MOPs Filed	Timely MOPs	Compliance	NOCs Filed	Timely NOCs	Compliance
CA160 ESIS	24	17	71%	12	11	92%
Total	24	17	71% ▼	12	11	92% ▲
ESIS Group Total	24	17	71% ▼	12	11	92% ▲
FAIRFAX FINANCIAL GROUP	MOPs Filed	Timely MOPs	Compliance	NOCs Filed	Timely NOCs	Compliance
CA257 NORTH RIVER INSURANCE	*	*	*	*	*	*
CA375 UNITED STATES FIRE INSURANCE	1	0	0%	No Filings	No Filings	No Filings
Total	1	0	0% ▼	No Filings	No Filings	No Filings
FAIRFAX FINANCIAL GROUP Group Total	1	0	0% ▼	No Filings	No Filings	No Filings

INSURANCE GROUP COMPLIANCE
Initial MOP and Initial Indemnity NOC Filings
Third Quarter
7/1/2020 -9/30/2020

Insurance Company	Total Initial MOPs Filed	Initial MOPs Filed Timely	Compliance Percentage	Total Initial Indemnity NOCs Filed	Initial Indemnity NOCs Filed Timely	Compliance Percentage
FEDERATED MUTUAL INSURANCE	MOPs Filed	Timely MOPs	Compliance	NOCs Filed	Timely NOCs	Compliance
CA091 FEDERATED MUTUAL INSURANCE	2	1	50%	No Filings	No Filings	No Filings
CA439 FEDERATED RESERVE	*	*	*	*	*	*
CA092 FEDERATED SERVICE INSURANCE	*	*	*	*	*	*
Total	2	1	50% ▼	No Filings	No Filings	No Filings
FEDERATED MUTUAL INSURANCE Group Total	2	1	50% ▼	No Filings	No Filings	No Filings
FUTURECOMP	MOPs Filed	Timely MOPs	Compliance	NOCs Filed	Timely NOCs	Compliance
CA175 FUTURECOMP	47	39	83%	6	6	100%
Total	47	39	83% ▼	6	6	100% ▲
FUTURECOMP Group Total	47	39	83% ▼	6	6	100% ▲
GALLAGHER BASSETT SERVICES	MOPs Filed	Timely MOPs	Compliance	NOCs Filed	Timely NOCs	Compliance
CA190 GALLAGHER BASSETT SERVICES	41	34	83%	10	9	90%
Total	41	34	83% ▼	10	9	90% ▲
GALLAGHER BASSETT SERVICES Group Total	41	34	83% ▼	10	9	90% ▲
GREAT AMERICAN INSURANCE	MOPs Filed	Timely MOPs	Compliance	NOCs Filed	Timely NOCs	Compliance
CA193 GREAT AMERICAN INSURANCE	1	0	0%	No Filings	No Filings	No Filings
Total	1	0	0% ▼	No Filings	No Filings	No Filings
GREAT AMERICAN INSURANCE TPA Administered Claims	No Filings	No Filings	No Filings	No Filings	No Filings	No Filings
CA323 THE AMERICAN EQUITY UNDERWRITERS	No Filings	No Filings	No Filings	No Filings	No Filings	No Filings
TPA Total	No Filings	No Filings	No Filings	No Filings	No Filings	No Filings
GREAT AMERICAN INSURANCE Group Total	1	0	0% ▼	No Filings	No Filings	No Filings
GREAT FALLS INSURANCE	MOPs Filed	Timely MOPs	Compliance	NOCs Filed	Timely NOCs	Compliance
GREAT FALLS INSURANCE	*	*	*	*	*	*
Total	*	*	*	*	*	*
GREAT FALLS INSURANCE TPA Administered Claims	No Filings	No Filings	No Filings	No Filings	No Filings	No Filings
CA070 CANNON COCHRAN MANAGEMENT SERVICES	1	0	0%	No Filings	No Filings	No Filings
TPA Total	1	0	0% ▼	No Filings	No Filings	No Filings
GREAT FALLS INSURANCE Group Total	1	0	0% ▼	No Filings	No Filings	No Filings
GUARD INSURANCE	MOPs Filed	Timely MOPs	Compliance	NOCs Filed	Timely NOCs	Compliance
CA019 AMGUARD INSURANCE	No Filings	No Filings	No Filings	3	1	33%
CA140 EASTGUARD INSURANCE	1	0	0%	No Filings	No Filings	No Filings
CA272 NORGUARD INSURANCE	2	1	50%	No Filings	No Filings	No Filings
Total	3	1	33% ▼	3	1	33% ▼
GUARD INSURANCE Group Total	3	1	33% ▼	3	1	33% ▼

INSURANCE GROUP COMPLIANCE
Initial MOP and Initial Indemnity NOC Filings
Third Quarter
7/1/2020 -9/30/2020

Insurance Company	Total Initial MOPs Filed	Initial MOPs Filed Timely	Compliance Percentage	Total Initial Indemnity NOCs Filed	Initial Indemnity NOCs Filed Timely	Compliance Percentage
HANNAFORD BROTHERS	MOPs Filed	Timely MOPs	Compliance	NOCs Filed	Timely NOCs	Compliance
CA201 HANNAFORD BROTHERS	33	24	73%	4	4	100%
Total	33	24	73% ▼	4	4	100% ▲
HANNAFORD BROTHERS Group Total	33	24	73% ▼	4	4	100% ▲
HANOVER INSURANCE	MOPs Filed	Timely MOPs	Compliance	NOCs Filed	Timely NOCs	Compliance
CA428 ALLMERICA FINANCIAL BENEFIT INSURANCE	2	1	50%	No Filings	No Filings	No Filings
CA048 CITIZENS INSURANCE COMPANY OF AMERICA	No Filings	No Filings	No Filings	2	1	50%
CA429 HANOVER AMERICAN INSURANCE	No Filings	No Filings	No Filings	No Filings	No Filings	No Filings
CA202 HANOVER INSURANCE	No Filings	No Filings	No Filings	No Filings	No Filings	No Filings
CA228 MASSACHUSETTS BAY INSURANCE	1	1	100%	No Filings	No Filings	No Filings
Total	3	2	67% ▼	2	1	50% ▼
HANOVER INSURANCE Group Total	3	2	67% ▼	2	1	50% ▼
HARTFORD INSURANCE	MOPs Filed	Timely MOPs	Compliance	NOCs Filed	Timely NOCs	Compliance
CA188 HARTFORD ACCIDENT & INDEMNITY	1	1	100%	No Filings	No Filings	No Filings
CA185 HARTFORD CASUALTY INSURANCE	2	2	100%	No Filings	No Filings	No Filings
CA203 HARTFORD FIRE INSURANCE	2	2	100%	1	1	100%
CA186 HARTFORD INSURANCE COMPANY OF THE MIDWEST	2	0	0%	1	1	100%
CA187 HARTFORD UNDERWRITERS INSURANCE	1	1	100%	3	2	67%
CA288 PROPERTY & CASUALTY INSURANCE COMPANY OF HARTFORD	1	1	100%	1	0	0%
CA296 SENTINEL INSURANCE	*	*	*	*	*	*
CA319 TRUMBULL INSURANCE	3	2	67%	No Filings	No Filings	No Filings
CA321 TWIN CITY FIRE INSURANCE	1	1	100%	No Filings	No Filings	No Filings
Total	13	10	77% ▼	6	4	67% ▼
HARTFORD INSURANCE TPA Administered Claims						
CA070 CANNON COCHRAN MANAGEMENT SERVICES	No Filings	No Filings	No Filings	1	1	100%
CA116 CORVEL ENTERPRISE COMP	No Filings	No Filings	No Filings	No Filings	No Filings	No Filings
CA160 ESIS	1	1	100%	No Filings	No Filings	No Filings
CA300 SEDGWICK CLAIMS MANAGEMENT SERVICES	1	1	100%	1	1	100%
TPA Total	2	2	100% ▲	2	2	100% ▲
HARTFORD INSURANCE Group Total	15	12	80% ▼	8	6	75% ▼
HELMSMAN MANAGEMENT SERVICES	MOPs Filed	Timely MOPs	Compliance	NOCs Filed	Timely NOCs	Compliance
CA204 HELMSMAN MANAGEMENT SERVICES	4	2	50%	1	1	100%
Total	4	2	50% ▼	1	1	100% ▲
HELMSMAN MANAGEMENT SERVICES Group Total	4	2	50% ▼	1	1	100% ▲

INSURANCE GROUP COMPLIANCE
Initial MOP and Initial Indemnity NOC Filings
Third Quarter
7/1/2020 -9/30/2020

Insurance Company	Total Initial MOPs Filed	Initial MOPs Filed Timely	Compliance Percentage	Total Initial Indemnity NOCs Filed	Initial Indemnity NOCs Filed Timely	Compliance Percentage
LIBERTY MUTUAL INSURANCE	MOPs Filed	Timely MOPs	Compliance	NOCs Filed	Timely NOCs	Compliance
CA003 AMERICAN FIRE & CASUALTY INSURANCE	No Filings	No Filings	No Filings	No Filings	No Filings	No Filings
CA380 EMPLOYERS INSURANCE OF WAUSAU	1	1	100%	No Filings	No Filings	No Filings
CA210 LIBERTY MUTUAL INSURANCE	15	13	87%	9	8	89%
CA406 OHIO CASUALTY INSURANCE	1	0	0%	No Filings	No Filings	No Filings
CA407 OHIO SECURITY INSURANCE	3	1	33%	No Filings	No Filings	No Filings
CA408 WEST AMERICAN INSURANCE	1	1	100%	No Filings	No Filings	No Filings
Total	21	16	76% ▼	9	8	89% ▼
LIBERTY MUTUAL INSURANCE Group Total	21	16	76% ▼	9	8	89% ▼
MAINE AUTOMOBILE DEALERS ASSOCIATION	MOPs Filed	Timely MOPs	Compliance	NOCs Filed	Timely NOCs	Compliance
CA220 MAINE AUTOMOBILE DEALERS ASSOCIATION	7	3	43%	No Filings	No Filings	No Filings
Total	7	3	43% ▼	No Filings	No Filings	No Filings
MAINE AUTOMOBILE DEALERS ASSOCIATION Group Total	7	3	43% ▼	No Filings	No Filings	No Filings
MAINE EMPLOYERS' MUTUAL INSURANCE	MOPs Filed	Timely MOPs	Compliance	NOCs Filed	Timely NOCs	Compliance
CA260 MAINE EMPLOYERS' MUTUAL INSURANCE	315	281	89%	253	237	94%
Total	315	281	89% ▲	253	237	94% ▲
MAINE EMPLOYERS' MUTUAL INSURANCE Group Total	315	281	89% ▲	253	237	94% ▲
MAINE HEALTHCARE ASSOCIATION	MOPs Filed	Timely MOPs	Compliance	NOCs Filed	Timely NOCs	Compliance
CA234 MAINE HEALTHCARE ASSOCIATION	10	9	90%	1	0	0%
Total	10	9	90% ▲	1	0	0% ▼
MAINE HEALTHCARE ASSOCIATION Group Total	10	9	90% ▲	1	0	0% ▼
MAINE MOTOR TRANSPORT ASSOCIATION	MOPs Filed	Timely MOPs	Compliance	NOCs Filed	Timely NOCs	Compliance
CA230 MAINE MOTOR TRANSPORT ASSOCIATION	10	10	100%	9	9	100%
Total	10	10	100% ▲	9	9	100% ▲
MAINE MOTOR TRANSPORT ASSOCIATION Group Total	10	10	100% ▲	9	9	100% ▲
MAINE MUNICIPAL ASSOCIATION	MOPs Filed	Timely MOPs	Compliance	NOCs Filed	Timely NOCs	Compliance
CA225 MAINE MUNICIPAL ASSOCIATION	44	40	91%	54	54	100%
Total	44	40	91% ▲	54	54	100% ▲
MAINE MUNICIPAL ASSOCIATION Group Total	44	40	91% ▲	54	54	100% ▲
MAINE SCHOOL MANAGEMENT ASSOCIATION	MOPs Filed	Timely MOPs	Compliance	NOCs Filed	Timely NOCs	Compliance
CA250 MAINE SCHOOL MANAGEMENT ASSOCIATION	13	11	85%	9	9	100%
Total	13	11	85% ▲	9	9	100% ▲
MAINE SCHOOL MANAGEMENT ASSOCIATION Group Total	13	11	85% ▲	9	9	100% ▲

INSURANCE GROUP COMPLIANCE
Initial MOP and Initial Indemnity NOC Filings
Third Quarter
7/1/2020 -9/30/2020

Insurance Company	Total Initial MOPs Filed	Initial MOPs Filed Timely	Compliance Percentage	Total Initial Indemnity NOCs Filed	Initial Indemnity NOCs Filed Timely	Compliance Percentage
MARKEL CORP GROUP STATE NATIONAL INSURANCE	MOPs Filed	Timely MOPs	Compliance	NOCs Filed	Timely NOCs	Compliance
	*	*	*	*	*	*
Total	*	*	*	*	*	*
MARKEL CORP GROUP TPA Administered Claims CA070 CANNON COCHRAN MANAGEMENT SERVICES	1	0	0%	No Filings	No Filings	No Filings
TPA Total	1	0	0% ▼	No Filings	No Filings	No Filings
MARKEL CORP GROUP Group Total	1	0	0% ▼	No Filings	No Filings	No Filings
NATIONWIDE INSURANCE CA291 NATIONWIDE AGRIBUSINESS INSURANCE	MOPs Filed	Timely MOPs	Compliance	NOCs Filed	Timely NOCs	Compliance
	1	1	100%	No Filings	No Filings	No Filings
Total	1	1	100% ▲	No Filings	No Filings	No Filings
NATIONWIDE INSURANCE Group Total	1	1	100% ▲	No Filings	No Filings	No Filings
NEXT LEVEL ADMINISTRATOR LLC CA433 NEXT LEVEL ADMINISTRATOR LLC	MOPs Filed	Timely MOPs	Compliance	NOCs Filed	Timely NOCs	Compliance
	No Filings	No Filings	No Filings	No Filings	No Filings	No Filings
Total	No Filings	No Filings	No Filings	No Filings	No Filings	No Filings
NEXT LEVEL ADMINISTRATOR LLC Group Total	No Filings	No Filings	No Filings	No Filings	No Filings	No Filings
NGM INSURANCE CA265 NGM INSURANCE	MOPs Filed	Timely MOPs	Compliance	NOCs Filed	Timely NOCs	Compliance
	2	2	100%	No Filings	No Filings	No Filings
Total	2	2	100% ▲	No Filings	No Filings	No Filings
NGM INSURANCE Group Total	2	2	100% ▲	No Filings	No Filings	No Filings
OLD REPUBLIC INSURANCE OLD REPUBLIC GENERAL INSURANCE CORP. OLD REPUBLIC INSURANCE	MOPs Filed	Timely MOPs	Compliance	NOCs Filed	Timely NOCs	Compliance
	*	*	*	*	*	*
Total	*	*	*	*	*	*
OLD REPUBLIC INSURANCE TPA Administered Claims CA040 BROADSPIRE SERVICES CA070 CANNON COCHRAN MANAGEMENT SERVICES CA116 CORVEL ENTERPRISE COMP CA190 GALLAGHER BASSETT SERVICES CA204 HELMSMAN MANAGEMENT SERVICES CA300 SEDGWICK CLAIMS MANAGEMENT SERVICES	No Filings 3 No Filings 2 1 2	No Filings 0 No Filings 1 1 2	No Filings 0% No Filings 50% 100% 100%	1 4 2 No Filings No Filings No Filings	1 3 2 No Filings No Filings No Filings	100% 75% 100% No Filings No Filings No Filings
TPA Total	8	4	50% ▼	7	6	86% ▼
OLD REPUBLIC INSURANCE Group Total	8	4	50% ▼	7	6	86% ▼

INSURANCE GROUP COMPLIANCE
Initial MOP and Initial Indemnity NOC Filings
Third Quarter
7/1/2020 -9/30/2020

Insurance Company	Total Initial MOPs Filed	Initial MOPs Filed Timely	Compliance Percentage	Total Initial Indemnity NOCs Filed	Initial Indemnity NOCs Filed Timely	Compliance Percentage
PENNSYLVANIA MFG ASSN	MOPs Filed	Timely MOPs	Compliance	NOCs Filed	Timely NOCs	Compliance
MANUFACTURERS ALLIANCE INSURANCE	*	*	*	*	*	*
PENNSYLVANIA MFG ASSN	*	*	*	*	*	*
PENNSYLVANIA MFG INDEMNITY CO	*	*	*	*	*	*
Total	*	*	*	*	*	*
PENNSYLVANIA MFG ASSN TPA Administered Claims						
CA190 GALLAGHER BASSETT SERVICES	6	2	33%	No Filings	No Filings	No Filings
TPA Total	6	2	33% ▼	No Filings	No Filings	No Filings
PENNSYLVANIA MFG ASSN Group Total	6	2	33% ▼	No Filings	No Filings	No Filings
PROTECTIVE INSURANCE	MOPs Filed	Timely MOPs	Compliance	NOCs Filed	Timely NOCs	Compliance
CA277 PROTECTIVE INSURANCE COMPANY	*	*	*	*	*	*
Total	*	*	*	*	*	*
PROTECTIVE INSURANCE TPA Administered Claims						
CA340 YORK RISK SERVICES	2	1	50%	No Filings	No Filings	No Filings
TPA Total	2	1	50% ▼	No Filings	No Filings	No Filings
PROTECTIVE INSURANCE Group Total	2	1	50% ▼	No Filings	No Filings	No Filings
QBE INSURANCE GROUP	MOPs Filed	Timely MOPs	Compliance	NOCs Filed	Timely NOCs	Compliance
CA268 NORTH AMERICAN RISK SERVICES	1	0	0%	No Filings	No Filings	No Filings
Total	1	0	0% ▼	No Filings	No Filings	No Filings
QBE INSURANCE GROUP TPA Administered Claims						
CA300 SEDGWICK CLAIMS MANAGEMENT SERVICES	3	3	100%	1	1	100%
TPA Total	3	3	100% ▲	1	1	100% ▲
QBE INSURANCE GROUP Group Total	4	3	75% ▼	1	1	100% ▲
SAFETY NATIONAL CASUALTY CORP	MOPs Filed	Timely MOPs	Compliance	NOCs Filed	Timely NOCs	Compliance
SAFETY NATIONAL CASUALTY CORP	*	*	*	*	*	*
Total	*	*	*	*	*	*
SAFETY NATIONAL CASUALTY CORP TPA Administered Claims						
CA040 BROADSPIRE SERVICES	1	0	0%	1	1	100%
CA116 CORVEL ENTERPRISE COMP	No Filings	No Filings	No Filings	2	2	100%
CA160 ESIS	1	0	0%	No Filings	No Filings	No Filings
CA190 GALLAGHER BASSETT SERVICES	7	7	100%	No Filings	No Filings	No Filings
CA300 SEDGWICK CLAIMS MANAGEMENT SERVICES	4	4	100%	3	2	67%
TPA Total	13	11	85% ▲	6	5	83% ▼
SAFETY NATIONAL CASUALTY CORP Group Total	13	11	85% ▲	6	5	83% ▼

Maine Workers' Compensation Board

Initial MOP Filing Benchmark: 85%

Initial Indemnity NOC Benchmark: 90%

▲ Indicates benchmark met or exceeded

▼ Indicates benchmark not met

INSURANCE GROUP COMPLIANCE
Initial MOP and Initial Indemnity NOC Filings
Third Quarter
7/1/2020 -9/30/2020

Insurance Company	Total Initial MOPs Filed	Initial MOPs Filed Timely	Compliance Percentage	Total Initial Indemnity NOCs Filed	Initial Indemnity NOCs Filed Timely	Compliance Percentage
SEDGWICK CLAIMS MANAGEMENT SERVICES	MOPs Filed	Timely MOPs	Compliance	NOCs Filed	Timely NOCs	Compliance
CA300 SEDGWICK CLAIMS MANAGEMENT SERVICES	75	75	100%	44	42	95%
Total	75	75	100% ▲	44	42	95% ▲
SEDGWICK CLAIMS MANAGEMENT SERVICES Group Total	75	75	100% ▲	44	42	95% ▲
SENTRY INSURANCE	MOPs Filed	Timely MOPs	Compliance	NOCs Filed	Timely NOCs	Compliance
CA207 FLORISTS MUTUAL INSURANCE	2	2	100%	1	1	100%
CA426 MIDDLESEX INSURANCE COMPANY	No Filings	No Filings	No Filings	No Filings	No Filings	No Filings
CA402 SENTRY CASUALTY	10	8	80%	No Filings	No Filings	No Filings
CA305 SENTRY INSURANCE	No Filings	No Filings	No Filings	1	1	100%
CA308 SENTRY SELECT INSURANCE	No Filings	No Filings	No Filings	No Filings	No Filings	No Filings
Total	12	10	83% ▼	2	2	100% ▲
SENTRY INSURANCE Group Total	12	10	83% ▼	2	2	100% ▲
SERVICE AMERICAN INDEMNITY	MOPs Filed	Timely MOPs	Compliance	NOCs Filed	Timely NOCs	Compliance
SERVICE AMERICAN INDEMNITY	*	*	*	*	*	*
Total	*	*	*	*	*	*
SERVICE AMERICAN INDEMNITY TPA Administered Claims						
CA040 BROADSPIRE SERVICES	1	1	100%	2	1	50%
TPA Total	1	1	100% ▲	2	1	50% ▼
SERVICE AMERICAN INDEMNITY Group Total	1	1	100% ▲	2	1	50% ▼
STARR INDEMNITY INSURANCE	MOPs Filed	Timely MOPs	Compliance	NOCs Filed	Timely NOCs	Compliance
STARR INDEMNITY INSURANCE	*	*	*	*	*	*
Total	*	*	*	*	*	*
STARR INDEMNITY INSURANCE TPA Administered Claims						
CA160 ESIS	No Filings	No Filings	No Filings	1	1	100%
CA190 GALLAGHER BASSETT SERVICES	No Filings	No Filings	No Filings	1	1	100%
CA300 SEDGWICK CLAIMS MANAGEMENT SERVICES	No Filings	No Filings	No Filings	1	1	100%
TPA Total	No Filings	No Filings	No Filings	3	3	100% ▲
STARR INDEMNITY INSURANCE Group Total	No Filings	No Filings	No Filings	3	3	100% ▲
STATE OF MAINE WORKERS' COMPENSATION TRUST	MOPs Filed	Timely MOPs	Compliance	NOCs Filed	Timely NOCs	Compliance
CA307 STATE OF MAINE WORKERS' COMPENSATION TRUST	22	21	95%	36	34	94%
Total	22	21	95% ▲	36	34	94% ▲
STATE OF MAINE WORKERS' COMPENSATION TRUST Group Total	22	21	95% ▲	36	34	94% ▲
SYNERNET	MOPs Filed	Timely MOPs	Compliance	NOCs Filed	Timely NOCs	Compliance
CA320 SYNERNET	35	33	94%	44	43	98%
Total	35	33	94% ▲	44	43	98% ▲
SYNERNET Group Total	35	33	94% ▲	44	43	98% ▲

Maine Workers' Compensation Board
Initial MOP Filing Benchmark: 85%
Initial Indemnity NOC Benchmark: 90%

▲ Indicates benchmark met or exceeded
▼ Indicates benchmark not met

INSURANCE GROUP COMPLIANCE
Initial MOP and Initial Indemnity NOC Filings
Third Quarter
7/1/2020 -9/30/2020

Insurance Company	Total Initial MOPs Filed	Initial MOPs Filed Timely	Compliance Percentage	Total Initial Indemnity NOCs Filed	Initial Indemnity NOCs Filed Timely	Compliance Percentage
THE AMERICAN EQUITY UNDERWRITERS	MOPs Filed	Timely MOPs	Compliance	NOCs Filed	Timely NOCs	Compliance
CA323 THE AMERICAN EQUITY UNDERWRITERS	No Filings	No Filings	No Filings	No Filings	No Filings	No Filings
Total	No Filings	No Filings	No Filings	No Filings	No Filings	No Filings
THE AMERICAN EQUITY UNDERWRITERS Group Total	No Filings	No Filings	No Filings	No Filings	No Filings	No Filings
TOKIO MARINE INSURANCE	MOPs Filed	Timely MOPs	Compliance	NOCs Filed	Timely NOCs	Compliance
CA414 TOKIO MARINE AMERICA INSURANCE	No Filings	No Filings	No Filings	1	1	100%
Total	No Filings	No Filings	No Filings	1	1	100% ▲
TOKIO MARINE INSURANCE Group Total	No Filings	No Filings	No Filings	1	1	100% ▲
TRAVELERS INSURANCE	MOPs Filed	Timely MOPs	Compliance	NOCs Filed	Timely NOCs	Compliance
CA072 CHARTER OAK FIRE INSURANCE	8	5	63%	3	2	67%
CA164 FARMINGTON CASUALTY	3	2	67%	1	1	100%
CA284 PHOENIX INSURANCE	No Filings	No Filings	No Filings	No Filings	No Filings	No Filings
CA306 STANDARD FIRE INSURANCE	2	2	100%	No Filings	No Filings	No Filings
CA347 TRAVELERS CASUALTY & SURETY	2	2	100%	1	1	100%
CA348 TRAVELERS CASUALTY INSURANCE COMPANY OF AMERICA	1	1	100%	2	1	50%
CA349 TRAVELERS COMMERCIAL CASUALTY	1	1	100%	No Filings	No Filings	No Filings
CA346 TRAVELERS INDEMNITY COMPANY OF AMERICA	1	1	100%	No Filings	No Filings	No Filings
CA345 TRAVELERS PROPERTY CASUALTY INSURANCE	2	1	50%	1	0	0%
Total	20	15	75% ▼	8	5	63% ▼
TRAVELERS INSURANCE TPA Administered Claims						
CA300 SEDGWICK CLAIMS MANAGEMENT SERVICES	No Filings	No Filings	No Filings	2	2	100%
TPA Total	No Filings	No Filings	No Filings	2	2	100% ▲
TRAVELERS INSURANCE Group Total	20	15	75% ▼	10	7	70% ▼
TYSON FOODS INC	MOPs Filed	Timely MOPs	Compliance	NOCs Filed	Timely NOCs	Compliance
CA435 TYSON FOODS INC	1	0	0%	No Filings	No Filings	No Filings
Total	1	0	0% ▼	No Filings	No Filings	No Filings
TYSON FOODS INC Group Total	1	0	0% ▼	No Filings	No Filings	No Filings
UTICA MUTUAL INSURANCE	MOPs Filed	Timely MOPs	Compliance	NOCs Filed	Timely NOCs	Compliance
CA324 UTICA MUTUAL INSURANCE	2	0	0%	No Filings	No Filings	No Filings
Total	2	0	0% ▼	No Filings	No Filings	No Filings
UTICA MUTUAL INSURANCE Group Total	2	0	0% ▼	No Filings	No Filings	No Filings
VANLINER INSURANCE	MOPs Filed	Timely MOPs	Compliance	NOCs Filed	Timely NOCs	Compliance
CA379 VANLINER INSURANCE	No Filings	No Filings	No Filings	1	1	100%
Total	No Filings	No Filings	No Filings	1	1	100% ▲
VANLINER INSURANCE Group Total	No Filings	No Filings	No Filings	1	1	100% ▲

INSURANCE GROUP COMPLIANCE
Initial MOP and Initial Indemnity NOC Filings
Third Quarter
7/1/2020 -9/30/2020

Insurance Company	Total Initial MOPs Filed	Initial MOPs Filed Timely	Compliance Percentage	Total Initial Indemnity NOCs Filed	Initial Indemnity NOCs Filed Timely	Compliance Percentage
WALMART CLAIMS SERVICES	MOPs Filed	Timely MOPs	Compliance	NOCs Filed	Timely NOCs	Compliance
CA100 WALMART CLAIMS SERVICES	9	7	78%	37	36	97%
Total	9	7	78% ▼	37	36	97% ▲
WALMART CLAIMS SERVICES Group Total	9	7	78% ▼	37	36	97% ▲
XL INSURANCE	MOPs Filed	Timely MOPs	Compliance	NOCs Filed	Timely NOCs	Compliance
CA384 XL INSURANCE	*	*	*	*	*	*
Total	*	*	*	*	*	*
XL INSURANCE TPA Administered Claims						
CA040 BROADSPIRE SERVICES	No Filings	No Filings	No Filings	No Filings	No Filings	No Filings
CA117 COTTINGHAM & BUTLER CLAIMS SERVICES	1	1	100%	No Filings	No Filings	No Filings
CA190 GALLAGHER BASSETT SERVICES	2	2	100%	No Filings	No Filings	No Filings
CA300 SEDGWICK CLAIMS MANAGEMENT SERVICES	2	2	100%	1	1	100%
TPA Total	5	5	100% ▲	1	1	100% ▲
XL INSURANCE Group Total	5	5	100% ▲	1	1	100% ▲
YORK RISK SERVICES	MOPs Filed	Timely MOPs	Compliance	NOCs Filed	Timely NOCs	Compliance
CA340 YORK RISK SERVICES	4	2	50%	No Filings	No Filings	No Filings
Total	4	2	50% ▼	No Filings	No Filings	No Filings
YORK RISK SERVICES Group Total	4	2	50% ▼	No Filings	No Filings	No Filings
ZURICH INSURANCE	MOPs Filed	Timely MOPs	Compliance	NOCs Filed	Timely NOCs	Compliance
CA022 AMERICAN ZURICH	5	4	80%	1	1	100%
CA400 ZURICH AMERICAN INSURANCE	No Filings	No Filings	No Filings	No Filings	No Filings	No Filings
CA404 ZURICH AMERICAN INSURANCE COMPANY OF ILLINOIS	No Filings	No Filings	No Filings	1	1	100%
Total	5	4	80% ▼	2	2	100% ▲
ZURICH INSURANCE TPA Administered Claims						
CA040 BROADSPIRE SERVICES	1	1	100%	No Filings	No Filings	No Filings
CA070 CANNON COCHRAN MANAGEMENT SERVICES	No Filings	No Filings	No Filings	2	2	100%
CA080 CHESTERFIELD SERVICES	1	1	100%	No Filings	No Filings	No Filings
CA116 CORVEL ENTERPRISE COMP	1	0	0%	No Filings	No Filings	No Filings
CA117 COTTINGHAM & BUTLER CLAIMS SERVICES	1	1	100%	No Filings	No Filings	No Filings
CA160 ESIS	1	1	100%	2	1	50%
CA190 GALLAGHER BASSETT SERVICES	6	5	83%	1	1	100%
CA300 SEDGWICK CLAIMS MANAGEMENT SERVICES	1	1	100%	No Filings	No Filings	No Filings
TPA Total	12	10	83% ▼	5	4	80% ▼
ZURICH INSURANCE Group Total	17	14	82% ▼	7	6	86% ▼

Maine Workers' Compensation Board

Initial MOP Filing Benchmark: 85%

Initial Indemnity NOC Benchmark: 90%

▲ Indicates benchmark met or exceeded

▼ Indicates benchmark not met

Appendix C

**Insurance Group Compliance
Wage Statement and Fringe Benefit Form Filings
Third Quarter 2020
7/1/2020-9/30/2020**

INSURANCE GROUP COMPLIANCE
Wage Statements and Fringe Benefit Forms
Third Quarter
7/1/2020 - 9/30/2020

Insurance Company	Total Wage Statement(s) Due	Wage Statement(s) Filed Timely	Compliance Percentage	Total Fringe Benefit Form(s) Due	Fringe Benefit Form(s) Filed Timely	Compliance Percentage
ACADIA INSURANCE	Wage(s) Due	Timely Wage(s)	Compliance	Fringe(s) Due	Timely Fringe(s)	Compliance
CA010 ACADIA INSURANCE	36	27	75%	36	26	72%
Total	36	27	75% ▲	36	26	72% ▼
ACADIA INSURANCE Group Total	36	27	75% ▲	36	26	72% ▼
ACCIDENT FUND INSURANCE	Wage(s) Due	Timely Wage(s)	Compliance	Fringe(s) Due	Timely Fringe(s)	Compliance
ACCIDENT FUND INSURANCE	*	*	*	*	*	*
Total	*	*	*	*	*	*
ACCIDENT FUND INSURANCE TPA Administered Claims						
CA190 GALLAGHER BASSETT SERVICES	1	0	0%	1	1	100%
TPA Total	1	0	0% ▼	1	1	100% ▲
ACCIDENT FUND INSURANCE Group Total	1	0	0% ▼	1	1	100% ▲
ACUITY MUTUAL INSURANCE	Wage(s) Due	Timely Wage(s)	Compliance	Fringe(s) Due	Timely Fringe(s)	Compliance
CA418 ACUITY MUTUAL INSURANCE	1	0	0%	1	0	0%
Total	1	0	0% ▼	1	0	0% ▼
ACUITY MUTUAL INSURANCE Group Total	1	0	0% ▼	1	0	0% ▼
AIG INSURANCE	Wage(s) Due	Timely Wage(s)	Compliance	Fringe(s) Due	Timely Fringe(s)	Compliance
CA015 AIG CLAIMS, INC	6	5	83%	6	4	67%
Total	6	5	83% ▲	6	4	67% ▼
AIG INSURANCE TPA Administered Claims						
CA040 BROADSPIRE SERVICES	*	*	*	*	*	*
CA110 CONSTITUTION STATE SERVICES	1	0	0%	1	0	0%
CA116 CORVEL ENTERPRISE COMP	1	0	0%	1	0	0%
CA160 ESIS	8	5	63%	8	7	88%
CA190 GALLAGHER BASSETT SERVICES	17	11	65%	17	10	59%
CA204 HELMSMAN MANAGEMENT SERVICES	2	1	50%	2	0	0%
CA300 SEDGWICK CLAIMS MANAGEMENT SERVICES	50	40	80%	50	44	88%
TPA Total	79	57	72% ▼	79	61	77% ▲
AIG INSURANCE Group Total	85	62	73% ▼	85	65	76% ▼
AIM MUTUAL GROUP	Wage(s) Due	Timely Wage(s)	Compliance	Fringe(s) Due	Timely Fringe(s)	Compliance
CA472 AIM MUTUAL INSURANCE	1	0	0%	1	0	0%
Total	1	0	0% ▼	1	0	0% ▼
AIM MUTUAL GROUP Group Total	1	0	0% ▼	1	0	0% ▼

INSURANCE GROUP COMPLIANCE
Wage Statements and Fringe Benefit Forms
Third Quarter
7/1/2020 - 9/30/2020

Insurance Company	Total Wage Statement(s) Due	Wage Statement(s) Filed Timely	Compliance Percentage	Total Fringe Benefit Form(s) Due	Fringe Benefit Form(s) Filed Timely	Compliance Percentage
AMTRUST INSURANCE	Wage(s) Due	Timely Wage(s)	Compliance	Fringe(s) Due	Timely Fringe(s)	Compliance
CA342 TECHNOLOGY INSURANCE	3	2	67%	3	1	33%
CA381 WESCO INSURANCE	3	1	33%	3	1	33%
Total	6	3	50% ▼	6	2	33% ▼
AMTRUST INSURANCE Group Total	6	3	50% ▼	6	2	33% ▼
ARCH INSURANCE	Wage(s) Due	Timely Wage(s)	Compliance	Fringe(s) Due	Timely Fringe(s)	Compliance
ARCH INSURANCE	*	*	*	*	*	*
Total	*	*	*	*	*	*
ARCH INSURANCE TPA Administered Claims						
CA040 BROADSPIRE SERVICES	7	7	100%	7	7	100%
CA117 COTTINGHAM & BUTLER CLAIMS SERVICES	3	3	100%	3	3	100%
CA160 ESIS	1	0	0%	1	1	100%
CA190 GALLAGHER BASSETT SERVICES	3	0	0%	3	0	0%
CA300 SEDGWICK CLAIMS MANAGEMENT SERVICES	2	1	50%	2	1	50%
CA340 YORK RISK SERVICES	2	2	100%	2	1	50%
TPA Total	18	13	72% ▼	18	13	72% ▼
ARCH INSURANCE Group Total	18	13	72% ▼	18	13	72% ▼
BATH IRON WORKS	Wage(s) Due	Timely Wage(s)	Compliance	Fringe(s) Due	Timely Fringe(s)	Compliance
CA036 BATH IRON WORKS	15	14	93%	15	14	93%
Total	15	14	93% ▲	15	14	93% ▲
BATH IRON WORKS Group Total	15	14	93% ▲	15	14	93% ▲
BERKSHIRE HATHAWAY INSURANCE	Wage(s) Due	Timely Wage(s)	Compliance	Fringe(s) Due	Timely Fringe(s)	Compliance
CA114 BERKSHIRE HATHAWAY HOMESTATE INSURANCE	1	0	0%	1	0	0%
Total	1	0	0% ▼	1	0	0% ▼
BERKSHIRE HATHAWAY INSURANCE Group Total	1	0	0% ▼	1	0	0% ▼
BROADSPIRE SERVICES	Wage(s) Due	Timely Wage(s)	Compliance	Fringe(s) Due	Timely Fringe(s)	Compliance
CA040 BROADSPIRE SERVICES	16	15	94%	16	15	94%
Total	16	15	94% ▲	16	15	94% ▲
BROADSPIRE SERVICES Group Total	16	15	94% ▲	16	15	94% ▲
CANNON COCHRAN MANAGEMENT SERVICES	Wage(s) Due	Timely Wage(s)	Compliance	Fringe(s) Due	Timely Fringe(s)	Compliance
CA070 CANNON COCHRAN MANAGEMENT SERVICES	45	31	69%	45	31	69%
Total	45	31	69% ▼	45	31	69% ▼
CANNON COCHRAN MANAGEMENT SERVICES Group Total	45	31	69% ▼	45	31	69% ▼

INSURANCE GROUP COMPLIANCE
Wage Statements and Fringe Benefit Forms
Third Quarter
7/1/2020 - 9/30/2020

Insurance Company	Total Wage Statement(s) Due	Wage Statement(s) Filed Timely	Compliance Percentage	Total Fringe Benefit Form(s) Due	Fringe Benefit Form(s) Filed Timely	Compliance Percentage
CHEROKEE INSURANCE	Wage(s) Due	Timely Wage(s)	Compliance	Fringe(s) Due	Timely Fringe(s)	Compliance
CA044 CHEROKEE INSURANCE	2	2	100%	2	2	100%
Total	2	2	100% ▲	2	2	100% ▲
CHEROKEE INSURANCE Group Total	2	2	100% ▲	2	2	100% ▲
CHESTERFIELD SERVICES	Wage(s) Due	Timely Wage(s)	Compliance	Fringe(s) Due	Timely Fringe(s)	Compliance
CA080 CHESTERFIELD SERVICES	1	1	100%	1	1	100%
Total	1	1	100% ▲	1	1	100% ▲
CHESTERFIELD SERVICES Group Total	1	1	100% ▲	1	1	100% ▲
CHUBB INSURANCE	Wage(s) Due	Timely Wage(s)	Compliance	Fringe(s) Due	Timely Fringe(s)	Compliance
ACE AMERICAN INSURANCE COMPANY	*	*	*	*	*	*
ACE INSURANCE	*	*	*	*	*	*
CA046 CHUBB INSURANCE	*	*	*	*	*	*
CA090 FEDERAL INSURANCE	*	*	*	*	*	*
INDEMNITY INS CO OF NORTH AMERICA	*	*	*	*	*	*
PACIFIC INDEMNITY CO	*	*	*	*	*	*
Total	*	*	*	*	*	*
CHUBB INSURANCE TPA Administered Claims						
CA012 ALTERNATIVE SERVICE CONCEPTS LLC	*	*	*	*	*	*
CA040 BROADSPIRE SERVICES	1	1	100%	1	1	100%
CA070 CANNON COCHRAN MANAGEMENT SERVICES	1	0	0%	1	0	0%
CA110 CONSTITUTION STATE SERVICES	4	2	50%	4	2	50%
CA116 CORVEL ENTERPRISE COMP	*	*	*	*	*	*
CA117 COTTINGHAM & BUTLER CLAIMS SERVICES	1	1	100%	1	0	0%
CA160 ESIS	15	8	53%	15	7	47%
CA190 GALLAGHER BASSETT SERVICES	9	6	67%	9	6	67%
CA204 HELMSMAN MANAGEMENT SERVICES	*	*	*	*	*	*
CA300 SEDGWICK CLAIMS MANAGEMENT SERVICES	49	47	96%	49	48	98%
CA340 YORK RISK SERVICES	2	1	50%	2	1	50%
TPA Total	82	66	80% ▲	82	65	79% ▲
CHUBB INSURANCE Group Total	82	66	80% ▲	82	65	79% ▲
CHURCH MUTUAL INSURANCE	Wage(s) Due	Timely Wage(s)	Compliance	Fringe(s) Due	Timely Fringe(s)	Compliance
CA084 CHURCH MUTUAL INSURANCE	*	*	*	*	*	*
Total	*	*	*	*	*	*
CHURCH MUTUAL INSURANCE TPA Administered Claims						
CA190 GALLAGHER BASSETT SERVICES	1	0	0%	1	1	100%
TPA Total	1	0	0% ▼	1	1	100% ▲
CHURCH MUTUAL INSURANCE Group Total	1	0	0% ▼	1	1	100% ▲

INSURANCE GROUP COMPLIANCE
Wage Statements and Fringe Benefit Forms
Third Quarter
7/1/2020 - 9/30/2020

Insurance Company	Total Wage Statement(s) Due	Wage Statement(s) Filed Timely	Compliance Percentage	Total Fringe Benefit Form(s) Due	Fringe Benefit Form(s) Filed Timely	Compliance Percentage
CIANBRO CORPORATION	Wage(s) Due	Timely Wage(s)	Compliance	Fringe(s) Due	Timely Fringe(s)	Compliance
CA085 CIANBRO CORPORATION	*	*	*	*	*	*
Total	*	*	*	*	*	*
CIANBRO CORPORATION Group Total	*	*	*	*	*	*
CINCINNATI INSURANCE	Wage(s) Due	Timely Wage(s)	Compliance	Fringe(s) Due	Timely Fringe(s)	Compliance
CA438 CINCINNATI INSURANCE	1	1	100%	1	1	100%
Total	1	1	100% ▲	1	1	100% ▲
CINCINNATI INSURANCE Group Total	1	1	100% ▲	1	1	100% ▲
CNA INSURANCE	Wage(s) Due	Timely Wage(s)	Compliance	Fringe(s) Due	Timely Fringe(s)	Compliance
CA017 AMERICAN CASUALTY COMPANY OF READING PA	*	*	*	*	*	*
CA083 CNA CLAIMS PLUS	1	1	100%	1	1	100%
CA271 NATIONAL FIRE INSURANCE	1	1	100%	1	1	100%
CA087 THE CONTINENTAL INSURANCE	1	1	100%	1	1	100%
Total	3	3	100% ▲	3	3	100% ▲
CNA INSURANCE TPA Administered Claims						
CA040 BROADSPIRE SERVICES	1	1	100%	1	1	100%
TPA Total	1	1	100% ▲	1	1	100% ▲
CNA INSURANCE Group Total	4	4	100% ▲	4	4	100% ▲
CONSTITUTION STATE SERVICES	Wage(s) Due	Timely Wage(s)	Compliance	Fringe(s) Due	Timely Fringe(s)	Compliance
CA110 CONSTITUTION STATE SERVICES	5	2	40%	5	2	40%
Total	5	2	40% ▼	5	2	40% ▼
CONSTITUTION STATE SERVICES Group Total	5	2	40% ▼	5	2	40% ▼
CONTINENTAL INDEMNITY	Wage(s) Due	Timely Wage(s)	Compliance	Fringe(s) Due	Timely Fringe(s)	Compliance
CA115 CONTINENTAL INDEMNITY	1	1	100%	1	0	0%
Total	1	1	100% ▲	1	0	0% ▼
CONTINENTAL INDEMNITY Group Total	1	1	100% ▲	1	0	0% ▼
CORVEL ENTERPRISE COMP	Wage(s) Due	Timely Wage(s)	Compliance	Fringe(s) Due	Timely Fringe(s)	Compliance
CA116 CORVEL ENTERPRISE COMP	8	1	13%	8	1	13%
Total	8	1	13% ▼	8	1	13% ▼
CORVEL ENTERPRISE COMP Group Total	8	1	13% ▼	8	1	13% ▼
COTTINGHAM & BUTLER CLAIMS SERVICES	Wage(s) Due	Timely Wage(s)	Compliance	Fringe(s) Due	Timely Fringe(s)	Compliance
CA117 COTTINGHAM & BUTLER CLAIMS SERVICES	6	6	100%	6	4	67%
Total	6	6	100% ▲	6	4	67% ▼
COTTINGHAM & BUTLER CLAIMS SERVICES Group Total	6	6	100% ▲	6	4	67% ▼

INSURANCE GROUP COMPLIANCE
Wage Statements and Fringe Benefit Forms
Third Quarter
7/1/2020 - 9/30/2020

Insurance Company	Total Wage Statement(s) Due	Wage Statement(s) Filed Timely	Compliance Percentage	Total Fringe Benefit Form(s) Due	Fringe Benefit Form(s) Filed Timely	Compliance Percentage
CROSS INSURANCE	Wage(s) Due	Timely Wage(s)	Compliance	Fringe(s) Due	Timely Fringe(s)	Compliance
CA093 CROSS INSURANCE	261	228	87%	261	232	89%
Total	261	228	87% ▲	261	232	89% ▲
CROSS INSURANCE Group Total	261	228	87% ▲	261	232	89% ▲
EASTERN ALLIANCE INSURANCE	Wage(s) Due	Timely Wage(s)	Compliance	Fringe(s) Due	Timely Fringe(s)	Compliance
CA141 EASTERN ALLIANCE INSURANCE	32	27	84%	32	27	84%
Total	32	27	84% ▲	32	27	84% ▲
EASTERN ALLIANCE INSURANCE Group Total	32	27	84% ▲	32	27	84% ▲
ELECTRIC INSURANCE	Wage(s) Due	Timely Wage(s)	Compliance	Fringe(s) Due	Timely Fringe(s)	Compliance
CA150 ELECTRIC INSURANCE	*	*	*	*	*	*
Total	*	*	*	*	*	*
ELECTRIC INSURANCE TPA Administered Claims						
CA300 SEDGWICK CLAIMS MANAGEMENT SERVICES	4	2	50%	4	2	50%
TPA Total	4	2	50% ▼	4	2	50% ▼
ELECTRIC INSURANCE Group Total	4	2	50% ▼	4	2	50% ▼
EMPLOYERS HOLDING INSURANCE	Wage(s) Due	Timely Wage(s)	Compliance	Fringe(s) Due	Timely Fringe(s)	Compliance
36870 EMPLOYERS ASSURANCE COMPANY	*	*	*	*	*	*
41394 EMPLOYERS COMPENSATION INSURANCE	*	*	*	*	*	*
30317 EMPLOYERS PREFERRED INSURANCE	*	*	*	*	*	*
Total	*	*	*	*	*	*
EMPLOYERS HOLDING INSURANCE TPA Administered Claims						
CA040 BROADSPIRE SERVICES	3	3	100%	3	3	100%
TPA Total	3	3	100% ▲	3	3	100% ▲
EMPLOYERS HOLDING INSURANCE Group Total	3	3	100% ▲	3	3	100% ▲
ESIS	Wage(s) Due	Timely Wage(s)	Compliance	Fringe(s) Due	Timely Fringe(s)	Compliance
CA160 ESIS	31	17	55%	31	18	58%
Total	31	17	55% ▼	31	18	58% ▼
ESIS Group Total	31	17	55% ▼	31	18	58% ▼
FAIRFAX FINANCIAL GROUP	Wage(s) Due	Timely Wage(s)	Compliance	Fringe(s) Due	Timely Fringe(s)	Compliance
CA257 NORTH RIVER INSURANCE	*	*	*	*	*	*
CA375 UNITED STATES FIRE INSURANCE	*	*	*	*	*	*
Total	*	*	*	*	*	*
FAIRFAX FINANCIAL GROUP Group Total	*	*	*	*	*	*

INSURANCE GROUP COMPLIANCE
Wage Statements and Fringe Benefit Forms
Third Quarter
7/1/2020 - 9/30/2020

Insurance Company	Total Wage Statement(s) Due	Wage Statement(s) Filed Timely	Compliance Percentage	Total Fringe Benefit Form(s) Due	Fringe Benefit Form(s) Filed Timely	Compliance Percentage
FEDERATED MUTUAL INSURANCE	Wage(s) Due	Timely Wage(s)	Compliance	Fringe(s) Due	Timely Fringe(s)	Compliance
CA091 FEDERATED MUTUAL INSURANCE	2	2	100%	2	2	100%
CA439 FEDERATED RESERVE	*	*	*	*	*	*
CA092 FEDERATED SERVICE INSURANCE	*	*	*	*	*	*
Total	2	2	100% ▲	2	2	100% ▲
FEDERATED MUTUAL INSURANCE Group Total	2	2	100% ▲	2	2	100% ▲
FUTURECOMP	Wage(s) Due	Timely Wage(s)	Compliance	Fringe(s) Due	Timely Fringe(s)	Compliance
CA175 FUTURECOMP	58	49	84%	58	50	86%
Total	58	49	84% ▲	58	50	86% ▲
FUTURECOMP Group Total	58	49	84% ▲	58	50	86% ▲
GALLAGHER BASSETT SERVICES	Wage(s) Due	Timely Wage(s)	Compliance	Fringe(s) Due	Timely Fringe(s)	Compliance
CA190 GALLAGHER BASSETT SERVICES	71	43	61%	71	43	61%
Total	71	43	61% ▼	71	43	61% ▼
GALLAGHER BASSETT SERVICES Group Total	71	43	61% ▼	71	43	61% ▼
GREAT AMERICAN INSURANCE	Wage(s) Due	Timely Wage(s)	Compliance	Fringe(s) Due	Timely Fringe(s)	Compliance
CA193 GREAT AMERICAN INSURANCE	2	0	0%	2	0	0%
Total	2	0	0% ▼	2	0	0% ▼
GREAT AMERICAN INSURANCE TPA Administered Claims	*	*	*	*	*	*
CA323 THE AMERICAN EQUITY UNDERWRITERS	*	*	*	*	*	*
TPA Total	*	*	*	*	*	*
GREAT AMERICAN INSURANCE Group Total	2	0	0% ▼	2	0	0% ▼
GREAT FALLS INSURANCE	Wage(s) Due	Timely Wage(s)	Compliance	Fringe(s) Due	Timely Fringe(s)	Compliance
GREAT FALLS INSURANCE	*	*	*	*	*	*
Total	*	*	*	*	*	*
GREAT FALLS INSURANCE TPA Administered Claims	1	0	0%	1	0	0%
CA070 CANNON COCHRAN MANAGEMENT SERVICES	1	0	0% ▼	1	0	0% ▼
TPA Total	1	0	0% ▼	1	0	0% ▼
GREAT FALLS INSURANCE Group Total	1	0	0% ▼	1	0	0% ▼
GUARD INSURANCE	Wage(s) Due	Timely Wage(s)	Compliance	Fringe(s) Due	Timely Fringe(s)	Compliance
CA019 AMGUARD INSURANCE	1	0	0%	1	0	0%
CA140 EASTGUARD INSURANCE	*	*	*	*	*	*
CA272 NORGUARD INSURANCE	2	0	0%	2	0	0%
Total	3	0	0% ▼	3	0	0% ▼
GUARD INSURANCE Group Total	3	0	0% ▼	3	0	0% ▼

INSURANCE GROUP COMPLIANCE
Wage Statements and Fringe Benefit Forms
Third Quarter
7/1/2020 - 9/30/2020

Insurance Company	Total Wage Statement(s) Due	Wage Statement(s) Filed Timely	Compliance Percentage	Total Fringe Benefit Form(s) Due	Fringe Benefit Form(s) Filed Timely	Compliance Percentage
HANNAFORD BROTHERS	Wage(s) Due	Timely Wage(s)	Compliance	Fringe(s) Due	Timely Fringe(s)	Compliance
CA201 HANNAFORD BROTHERS	47	31	66%	47	24	51%
Total	47	31	66% ▼	47	24	51% ▼
HANNAFORD BROTHERS Group Total	47	31	66% ▼	47	24	51% ▼
HANOVER INSURANCE	Wage(s) Due	Timely Wage(s)	Compliance	Fringe(s) Due	Timely Fringe(s)	Compliance
CA428 ALLMERICA FINANCIAL BENEFIT INSURANCE	2	1	50%	2	1	50%
CA048 CITIZENS INSURANCE COMPANY OF AMERICA	2	1	50%	2	1	50%
CA429 HANOVER AMERICAN INSURANCE	1	1	100%	1	1	100%
CA202 HANOVER INSURANCE	*	*	*	*	*	*
CA228 MASSACHUSETTS BAY INSURANCE	1	1	100%	1	1	100%
Total	6	4	67% ▼	6	4	67% ▼
HANOVER INSURANCE Group Total	6	4	67% ▼	6	4	67% ▼
HARTFORD INSURANCE	Wage(s) Due	Timely Wage(s)	Compliance	Fringe(s) Due	Timely Fringe(s)	Compliance
CA188 HARTFORD ACCIDENT & INDEMNITY	1	1	100%	1	1	100%
CA185 HARTFORD CASUALTY INSURANCE	1	1	100%	1	0	0%
CA203 HARTFORD FIRE INSURANCE	3	3	100%	3	3	100%
CA186 HARTFORD INSURANCE COMPANY OF THE MIDWEST	5	4	80%	5	5	100%
CA187 HARTFORD UNDERWRITERS INSURANCE	4	3	75%	4	3	75%
CA288 PROPERTY & CASUALTY INSURANCE COMPANY OF HARTFORD	2	1	50%	2	1	50%
CA296 SENTINEL INSURANCE	*	*	*	*	*	*
CA319 TRUMBULL INSURANCE	2	2	100%	2	2	100%
CA321 TWIN CITY FIRE INSURANCE	1	0	0%	1	1	100%
Total	19	15	79% ▲	19	16	84% ▲
HARTFORD INSURANCE TPA Administered Claims						
CA070 CANNON COCHRAN MANAGEMENT SERVICES	1	0	0%	1	0	0%
CA116 CORVEL ENTERPRISE COMP	*	*	*	*	*	*
CA160 ESIS	1	1	100%	1	1	100%
CA190 GALLAGHER BASSETT SERVICES	*	*	*	*	*	*
CA300 SEDGWICK CLAIMS MANAGEMENT SERVICES	*	*	*	*	*	*
TPA Total	2	1	50% ▼	2	1	50% ▼
HARTFORD INSURANCE Group Total	21	16	76% ▲	21	17	81% ▲
HELMSMAN MANAGEMENT SERVICES	Wage(s) Due	Timely Wage(s)	Compliance	Fringe(s) Due	Timely Fringe(s)	Compliance
CA204 HELMSMAN MANAGEMENT SERVICES	4	3	75%	4	2	50%
Total	4	3	75% ▲	4	2	50% ▼
HELMSMAN MANAGEMENT SERVICES Group Total	4	3	75% ▲	4	2	50% ▼

INSURANCE GROUP COMPLIANCE
Wage Statements and Fringe Benefit Forms
Third Quarter
7/1/2020 - 9/30/2020

Insurance Company	Total Wage Statement(s) Due	Wage Statement(s) Filed Timely	Compliance Percentage	Total Fringe Benefit Form(s) Due	Fringe Benefit Form(s) Filed Timely	Compliance Percentage
LIBERTY MUTUAL INSURANCE	Wage(s) Due	Timely Wage(s)	Compliance	Fringe(s) Due	Timely Fringe(s)	Compliance
CA003 AMERICAN FIRE & CASUALTY INSURANCE	*	*	*	*	*	*
CA380 EMPLOYERS INSURANCE OF WAUSAU	2	1	50%	2	2	100%
CA210 LIBERTY MUTUAL INSURANCE	32	17	53%	32	18	56%
CA406 OHIO CASUALTY INSURANCE	*	*	*	*	*	*
CA407 OHIO SECURITY INSURANCE	5	2	40%	5	2	40%
CA408 WEST AMERICAN INSURANCE	1	1	100%	1	1	100%
Total	40	21	53% ▼	40	23	58% ▼
LIBERTY MUTUAL INSURANCE Group Total	40	21	53% ▼	40	23	58% ▼
MAINE AUTOMOBILE DEALERS ASSOCIATION	Wage(s) Due	Timely Wage(s)	Compliance	Fringe(s) Due	Timely Fringe(s)	Compliance
CA220 MAINE AUTOMOBILE DEALERS ASSOCIATION	6	4	67%	6	4	67%
Total	6	4	67% ▼	6	4	67% ▼
MAINE AUTOMOBILE DEALERS ASSOCIATION Group Total	6	4	67% ▼	6	4	67% ▼
MAINE EMPLOYERS' MUTUAL INSURANCE	Wage(s) Due	Timely Wage(s)	Compliance	Fringe(s) Due	Timely Fringe(s)	Compliance
CA260 MAINE EMPLOYERS' MUTUAL INSURANCE	634	367	58%	634	355	56%
Total	634	367	58% ▼	634	355	56% ▼
MAINE EMPLOYERS' MUTUAL INSURANCE Group Total	634	367	58% ▼	634	355	56% ▼
MAINE HEALTHCARE ASSOCIATION	Wage(s) Due	Timely Wage(s)	Compliance	Fringe(s) Due	Timely Fringe(s)	Compliance
CA234 MAINE HEALTHCARE ASSOCIATION	15	14	93%	15	11	73%
Total	15	14	93% ▲	15	11	73% ▼
MAINE HEALTHCARE ASSOCIATION Group Total	15	14	93% ▲	15	11	73% ▼
MAINE MOTOR TRANSPORT ASSOCIATION	Wage(s) Due	Timely Wage(s)	Compliance	Fringe(s) Due	Timely Fringe(s)	Compliance
CA230 MAINE MOTOR TRANSPORT ASSOCIATION	31	29	94%	31	29	94%
Total	31	29	94% ▲	31	29	94% ▲
MAINE MOTOR TRANSPORT ASSOCIATION Group Total	31	29	94% ▲	31	29	94% ▲
MAINE MUNICIPAL ASSOCIATION	Wage(s) Due	Timely Wage(s)	Compliance	Fringe(s) Due	Timely Fringe(s)	Compliance
CA225 MAINE MUNICIPAL ASSOCIATION	140	121	86%	140	120	86%
Total	140	121	86% ▲	140	120	86% ▲
MAINE MUNICIPAL ASSOCIATION Group Total	140	121	86% ▲	140	120	86% ▲
MAINE SCHOOL MANAGEMENT ASSOCIATION	Wage(s) Due	Timely Wage(s)	Compliance	Fringe(s) Due	Timely Fringe(s)	Compliance
CA250 MAINE SCHOOL MANAGEMENT ASSOCIATION	21	17	81%	21	17	81%
Total	21	17	81% ▲	21	17	81% ▲
MAINE SCHOOL MANAGEMENT ASSOCIATION Group Total	21	17	81% ▲	21	17	81% ▲

INSURANCE GROUP COMPLIANCE
Wage Statements and Fringe Benefit Forms
Third Quarter
7/1/2020 - 9/30/2020

Insurance Company	Total Wage Statement(s) Due	Wage Statement(s) Filed Timely	Compliance Percentage	Total Fringe Benefit Form(s) Due	Fringe Benefit Form(s) Filed Timely	Compliance Percentage
MARKEL CORP GROUP	Wage(s) Due	Timely Wage(s)	Compliance	Fringe(s) Due	Timely Fringe(s)	Compliance
STATE NATIONAL INSURANCE	*	*	*	*	*	*
Total	*	*	*	*	*	*
MARKEL CORP GROUP TPA Administered Claims						
CA070 CANNON COCHRAN MANAGEMENT SERVICES	1	0	0%	1	0	0%
TPA Total	1	0	0% ▼	1	0	0% ▼
MARKEL CORP GROUP Group Total	1	0	0% ▼	1	0	0% ▼
MEADOWBROOK INSURANCE	Wage(s) Due	Timely Wage(s)	Compliance	Fringe(s) Due	Timely Fringe(s)	Compliance
CA255 MEADOWBROOK INSURANCE	1	1	100%	1	1	100%
Total	1	1	100% ▲	1	1	100% ▲
MEADOWBROOK INSURANCE Group Total	1	1	100% ▲	1	1	100% ▲
NATIONWIDE INSURANCE	Wage(s) Due	Timely Wage(s)	Compliance	Fringe(s) Due	Timely Fringe(s)	Compliance
CA291 NATIONWIDE AGRIBUSINESS INSURANCE	1	1	100%	1	1	100%
Total	1	1	100% ▲	1	1	100% ▲
NATIONWIDE INSURANCE Group Total	1	1	100% ▲	1	1	100% ▲
NEXT LEVEL ADMINISTRATOR LLC	Wage(s) Due	Timely Wage(s)	Compliance	Fringe(s) Due	Timely Fringe(s)	Compliance
CA433 NEXT LEVEL ADMINISTRATOR LLC	*	*	*	*	*	*
Total	*	*	*	*	*	*
NEXT LEVEL ADMINISTRATOR LLC Group Total	*	*	*	*	*	*
NGM INSURANCE	Wage(s) Due	Timely Wage(s)	Compliance	Fringe(s) Due	Timely Fringe(s)	Compliance
CA265 NGM INSURANCE	*	*	*	*	*	*
Total	*	*	*	*	*	*
NGM INSURANCE Group Total	*	*	*	*	*	*
OLD REPUBLIC INSURANCE	Wage(s) Due	Timely Wage(s)	Compliance	Fringe(s) Due	Timely Fringe(s)	Compliance
OLD REPUBLIC GENERAL INSURANCE CORP.	*	*	*	*	*	*
OLD REPUBLIC INSURANCE	*	*	*	*	*	*
Total	*	*	*	*	*	*
OLD REPUBLIC INSURANCE TPA Administered Claims						
CA040 BROADSPIRE SERVICES	*	*	*	*	*	*
CA070 CANNON COCHRAN MANAGEMENT SERVICES	8	6	75%	8	6	75%
CA116 CORVEL ENTERPRISE COMP	2	0	0%	2	0	0%
CA190 GALLAGHER BASSETT SERVICES	4	1	25%	4	1	25%
CA204 HELMSMAN MANAGEMENT SERVICES	*	*	*	*	*	*
CA300 SEDGWICK CLAIMS MANAGEMENT SERVICES	3	3	100%	3	3	100%
TPA Total	17	10	59% ▼	17	10	59% ▼
OLD REPUBLIC INSURANCE Group Total	17	10	59% ▼	17	10	59% ▼

INSURANCE GROUP COMPLIANCE
Wage Statements and Fringe Benefit Forms
Third Quarter
7/1/2020 - 9/30/2020

Insurance Company	Total Wage Statement(s) Due	Wage Statement(s) Filed Timely	Compliance Percentage	Total Fringe Benefit Form(s) Due	Fringe Benefit Form(s) Filed Timely	Compliance Percentage
PENNSYLVANIA MFG ASSN	Wage(s) Due	Timely Wage(s)	Compliance	Fringe(s) Due	Timely Fringe(s)	Compliance
MANUFACTURERS ALLIANCE INSURANCE	*	*	*	*	*	*
PENNSYLVANIA MFG ASSN	*	*	*	*	*	*
PENNSYLVANIA MFG INDEMNITY CO	*	*	*	*	*	*
Total	*	*	*	*	*	*
PENNSYLVANIA MFG ASSN TPA Administered Claims						
CA190 GALLAGHER BASSETT SERVICES	8	5	63%	8	6	75%
TPA Total	8	5	63% ▼	8	6	75% ▼
PENNSYLVANIA MFG ASSN Group Total	8	5	63% ▼	8	6	75% ▼
PROTECTIVE INSURANCE	Wage(s) Due	Timely Wage(s)	Compliance	Fringe(s) Due	Timely Fringe(s)	Compliance
CA277 PROTECTIVE INSURANCE COMPANY	*	*	*	*	*	*
Total	*	*	*	*	*	*
PROTECTIVE INSURANCE TPA Administered Claims						
CA340 YORK RISK SERVICES	1	1	100%	1	1	100%
TPA Total	1	1	100% ▲	1	1	100% ▲
PROTECTIVE INSURANCE Group Total	1	1	100% ▲	1	1	100% ▲
QBE INSURANCE GROUP	Wage(s) Due	Timely Wage(s)	Compliance	Fringe(s) Due	Timely Fringe(s)	Compliance
CA268 NORTH AMERICAN SERVICES	*	*	*	*	*	*
Total	*	*	*	*	*	*
QBE INSURANCE GROUP TPA Administered Claims						
CA300 SEDGWICK CLAIMS MANAGEMENT SERVICES	2	2	100%	2	2	100%
TPA Total	2	2	100% ▲	2	2	100% ▲
QBE INSURANCE GROUP Group Total	2	2	100% ▲	2	2	100% ▲
SAFETY NATIONAL CASUALTY CORP	Wage(s) Due	Timely Wage(s)	Compliance	Fringe(s) Due	Timely Fringe(s)	Compliance
SAFETY NATIONAL CASUALTY CORP	*	*	*	*	*	*
Total	*	*	*	*	*	*
SAFETY NATIONAL CASUALTY CORP TPA Administered Claims						
CA040 BROADSPIRE SERVICES	1	1	100%	1	1	100%
CA116 CORVEL ENTERPRISE COMP	4	1	25%	4	1	25%
CA160 ESIS	*	*	*	*	*	*
CA190 GALLAGHER BASSETT SERVICES	8	7	88%	8	7	88%
CA300 SEDGWICK CLAIMS MANAGEMENT SERVICES	7	5	71%	7	6	86%
TPA Total	20	14	70% ▼	20	15	75% ▼
SAFETY NATIONAL CASUALTY CORP Group Total	20	14	70% ▼	20	15	75% ▼

INSURANCE GROUP COMPLIANCE
Wage Statements and Fringe Benefit Forms
Third Quarter
7/1/2020 - 9/30/2020

Insurance Company	Total Wage Statement(s) Due	Wage Statement(s) Filed Timely	Compliance Percentage	Total Fringe Benefit Form(s) Due	Fringe Benefit Form(s) Filed Timely	Compliance Percentage
SEDGWICK CLAIMS MANAGEMENT SERVICES	Wage(s) Due	Timely Wage(s)	Compliance	Fringe(s) Due	Timely Fringe(s)	Compliance
CA300 SEDGWICK CLAIMS MANAGEMENT SERVICES	151	129	85%	151	136	90%
Total	151	129	85% ▲	151	136	90% ▲
SEDGWICK CLAIMS MANAGEMENT SERVICES Group Total	151	129	85% ▲	151	136	90% ▲
SENTRY INSURANCE	Wage(s) Due	Timely Wage(s)	Compliance	Fringe(s) Due	Timely Fringe(s)	Compliance
CA207 FLORISTS MUTUAL INSURANCE	3	3	100%	3	3	100%
CA426 MIDDLESEX INSURANCE COMPANY	*	*	*	*	*	*
CA402 SENTRY CASUALTY	8	7	88%	8	7	88%
CA305 SENTRY INSURANCE	*	*	*	*	*	*
CA308 SENTRY SELECT INSURANCE	*	*	*	*	*	*
Total	11	10	91% ▲	11	10	91% ▲
SENTRY INSURANCE Group Total	11	10	91% ▲	11	10	91% ▲
SERVICE AMERICAN INDEMNITY	Wage(s) Due	Timely Wage(s)	Compliance	Fringe(s) Due	Timely Fringe(s)	Compliance
SERVICE AMERICAN INDEMNITY	*	*	*	*	*	*
Total	*	*	*	*	*	*
SERVICE AMERICAN INDEMNITY TPA Administered claims						
CA040 BROADSPIRE SERVICES	*	*	*	*	*	*
TPA Total	*	*	*	*	*	*
SERVICE AMERICAN INDEMNITY Group Total	*	*	*	*	*	*
STARR INDEMNITY INSURANCE	Wage(s) Due	Timely Wage(s)	Compliance	Fringe(s) Due	Timely Fringe(s)	Compliance
STARR INDEMNITY INSURANCE	*	*	*	*	*	*
Total	*	*	*	*	*	*
STARR INDEMNITY INSURANCE TPA Administered Claims						
CA160 ESIS	1	0	0%	1	0	0%
CA190 GALLAGHER BASSETT SERVICES	3	1	33%	3	1	33%
CA300 SEDGWICK CLAIMS MANAGEMENT SERVICES	2	2	100%	2	2	100%
TPA Total	6	3	50% ▼	6	3	50% ▼
STARR INDEMNITY INSURANCE Group Total	6	3	50% ▼	6	3	50% ▼
STATE OF MAINE WORKERS' COMPENSATION TRUST	Wage(s) Due	Timely Wage(s)	Compliance	Fringe(s) Due	Timely Fringe(s)	Compliance
CA307 STATE OF MAINE WORKERS' COMPENSATION TRUST	96	91	95%	96	91	95%
Total	96	91	95% ▲	96	91	95% ▲
STATE OF MAINE WORKERS' COMPENSATION TRUST Group Total	96	91	95% ▲	96	91	95% ▲
SYNERNET	Wage(s) Due	Timely Wage(s)	Compliance	Fringe(s) Due	Timely Fringe(s)	Compliance
CA320 SYNERNET	120	90	75%	120	81	68%
Total	120	90	75% ▲	120	81	68% ▼
SYNERNET Group Total	120	90	75% ▲	120	81	68% ▼

Maine Workers' Compensation Board
Wage Statement Filing Benchmark: 75%
Fringe Benefit Form Filing Benchmark: 75%

* Indicates no claims activity
▲ Indicates benchmark met or exceeded
▼ Indicates benchmark not met

INSURANCE GROUP COMPLIANCE
Wage Statements and Fringe Benefit Forms
Third Quarter
7/1/2020 - 9/30/2020

Insurance Company	Total Wage Statement(s) Due	Wage Statement(s) Filed Timely	Compliance Percentage	Total Fringe Benefit Form(s) Due	Fringe Benefit Form(s) Filed Timely	Compliance Percentage
THE AMERICAN EQUITY UNDERWRITERS	Wage(s) Due	Timely Wage(s)	Compliance	Fringe(s) Due	Timely Fringe(s)	Compliance
CA323 THE AMERICAN EQUITY UNDERWRITERS	*	*	*	*	*	*
Total	*	*	*	*	*	*
THE AMERICAN EQUITY UNDERWRITERS Group Total	*	*	*	*	*	*
TOKIO MARINE INSURANCE	Wage(s) Due	Timely Wage(s)	Compliance	Fringe(s) Due	Timely Fringe(s)	Compliance
CA414 TOKIO MARINE AMERICA INSURANCE	1	0	0%	1	0	0%
Total	1	0	0% ▲	1	0	0% ▼
TOKIO MARINE INSURANCE Group Total	1	0	0% ▲	1	0	0% ▼
TRAVELERS INSURANCE	Wage(s) Due	Timely Wage(s)	Compliance	Fringe(s) Due	Timely Fringe(s)	Compliance
CA072 CHARTER OAK FIRE INSURANCE	16	6	38%	16	6	38%
CA164 FARMINGTON CASUALTY	2	1	50%	2	0	0%
CA284 PHOENIX INSURANCE	*	*	*	*	*	*
CA306 STANDARD FIRE INSURANCE	3	1	33%	3	0	0%
CA347 TRAVELERS CASUALTY & SURETY	4	2	50%	4	2	50%
CA348 TRAVELERS CASUALTY INSURANCE COMPANY OF AMERICA	3	2	67%	3	2	67%
CA349 TRAVELERS COMMERCIAL CASUALTY	1	1	100%	1	1	100%
CA346 TRAVELERS INDEMNITY COMPANY OF AMERICA	2	1	50%	2	2	100%
CA345 TRAVELERS PROPERTY CASUALTY INSURANCE	5	4	80%	5	3	60%
Total	36	18	50% ▼	36	16	44% ▼
TRAVELERS INSURANCE TPA Administered Claims						
CA300 SEDGWICK CLAIMS MANAGEMENT SERVICES	2	2	100%	2	2	100%
TPA Total	2	2	100% ▲	2	2	100% ▲
TRAVELERS INSURANCE Group Total	38	20	53% ▼	38	18	47% ▼
TYSON FOODS INC	Wage(s) Due	Timely Wage(s)	Compliance	Fringe(s) Due	Timely Fringe(s)	Compliance
CA435 TYSON FOODS INC	1	1	100%	1	0	0%
Total	1	1	100% ▲	1	0	0% ▼
TYSON FOODS INC Group Total	1	1	100% ▲	1	0	0% ▼
UTICA MUTUAL INSURANCE	Wage(s) Due	Timely Wage(s)	Compliance	Fringe(s) Due	Timely Fringe(s)	Compliance
CA324 UTICA MUTUAL INSURANCE	*	*	*	*	*	*
Total	*	*	*	*	*	*
UTICA MUTUAL INSURANCE Group Total	*	*	*	*	*	*
VANLINER INSURANCE	Wage(s) Due	Timely Wage(s)	Compliance	Fringe(s) Due	Timely Fringe(s)	Compliance
CA379 VANLINER INSURANCE	2	2	100%	2	2	100%
Total	2	2	100% ▲	2	2	100% ▲
VANLINER INSURANCE Group Total	2	2	100% ▲	2	2	100% ▲

INSURANCE GROUP COMPLIANCE
Wage Statements and Fringe Benefit Forms
Third Quarter
7/1/2020 - 9/30/2020

Insurance Company	Total Wage Statement(s) Due	Wage Statement(s) Filed Timely	Compliance Percentage	Total Fringe Benefit Form(s) Due	Fringe Benefit Form(s) Filed Timely	Compliance Percentage
WALMART CLAIMS SERVICES	Wage(s) Due	Timely Wage(s)	Compliance	Fringe(s) Due	Timely Fringe(s)	Compliance
CA100 WALMART CLAIMS SERVICES	57	47	82%	57	44	77%
Total	57	47	82% ▲	57	44	77% ▲
WALMART CLAIMS SERVICES Group Total	57	47	82% ▲	57	44	77% ▲
XL INSURANCE	Wage(s) Due	Timely Wage(s)	Compliance	Fringe(s) Due	Timely Fringe(s)	Compliance
CA384 XL INSURANCE	*	*	*	*	*	*
Total	*	*	*	*	*	*
XL INSURANCE TPA Administered Claims						
CA040 BROADSPIRE SERVICES	*	*	*	*	*	*
CA117 COTTINGHAM & BUTLER CLAIMS SERVICES	1	1	100%	1	0	0%
CA190 GALLAGHER BASSETT SERVICES	6	5	83%	6	5	83%
CA300 SEDGWICK CLAIMS MANAGEMENT SERVICES	5	5	100%	5	5	100%
TPA Total	12	11	92% ▲	12	10	83% ▲
XL INSURANCE Group Total	12	11	92% ▲	12	10	83% ▲
YORK RISK SERVICES	Wage(s) Due	Timely Wage(s)	Compliance	Fringe(s) Due	Timely Fringe(s)	Compliance
CA340 YORK RISK SERVICES	5	4	80%	5	3	60%
Total	5	4	80% ▲	5	3	60% ▼
YORK RISK SERVICES Group Total	5	4	80% ▲	5	3	60% ▼
ZURICH INSURANCE	Wage(s) Due	Timely Wage(s)	Compliance	Fringe(s) Due	Timely Fringe(s)	Compliance
CA022 AMERICAN ZURICH	10	7	70%	10	6	60%
CA400 ZURICH AMERICAN INSURANCE	*	*	*	*	*	*
CA404 ZURICH AMERICAN INSURANCE COMPANY OF ILLINOIS	2	2	100%	2	2	100%
Total	12	9	75% ▲	12	8	67% ▼
ZURICH INSURANCE TPA Administered Claims						
CA040 BROADSPIRE SERVICES	1	1	100%	1	1	100%
CA070 CANNON COCHRAN MANAGEMENT SERVICES	*	*	*	*	*	*
CA080 CHESTERFIELD SERVICES	1	1	100%	1	1	100%
CA116 CORVEL ENTERPRISE COMP	1	0	0%	1	0	0%
CA117 COTTINGHAM & BUTLER CLAIMS SERVICES	1	1	100%	1	1	100%
CA160 ESIS	3	2	67%	3	1	33%
CA190 GALLAGHER BASSETT SERVICES	7	5	71%	7	4	57%
CA300 SEDGWICK CLAIMS MANAGEMENT SERVICES	2	0	0%	2	1	50%
TPA Total	16	10	63% ▼	16	9	56% ▼
ZURICH INSURANCE Group Total	28	19	68% ▼	28	17	61% ▼