

MAINE STATE LEGISLATURE

The following document is provided by the
LAW AND LEGISLATIVE DIGITAL LIBRARY
at the Maine State Law and Legislative Reference Library
<http://legislature.maine.gov/lawlib>



Reproduced from electronic originals
(may include minor formatting differences from printed original)



QUARTERLY COMPLIANCE REPORT

STATE OF MAINE
WORKERS' COMPENSATION BOARD

Fourth Quarter 2018
October 1, 2018 - December 31, 2018

Office of Monitoring, Audit &
Enforcement

John C. Rohde
Executive Director

27 State House Station
Augusta, Maine 04333-0027

**State of Maine
Workers' Compensation Board
Quarterly Compliance Report
Fourth Quarter**

Table of Contents

1.	Executive Summary	Pages 1-2
2.	Lost Time First Report of Injury Filings	Page 3
3.	Initial Indemnity Payments	Page 4
4.	Initial Memorandum of Payment Filings	Page 5
5.	Initial Indemnity Notice of Controversy Filings	Page 6
6.	Wage Information	Page 7

Table of Charts

1.	Lost Time First Report of Injury Filings Timeliness Distribution	Page 3
2.	Lost Time First Report of Injury Filings Quarterly Compliance	Page 3
3.	Lost Time First Report of Injury Filings Compliance Trend	Page 3
4.	Initial Indemnity Payments Timeliness Distribution	Page 4
5.	Initial Indemnity Payments Quarterly Compliance	Page 4
6.	Initial Indemnity Payments Compliance Trend	Page 4
7.	Initial Memorandum of Payment Filings Timeliness Distribution	Page 5
8.	Initial Memorandum of Payment Filings Quarterly Compliance	Page 5
9.	Initial Memorandum of Payment Filings Compliance Trend	Page 5
10.	Initial Indemnity Notice of Controversy Filings Timeliness Distribution	Page 6
11.	Initial Indemnity Notice of Controversy Filings Quarterly Compliance	Page 6
12.	Initial Indemnity Notice of Controversy Filings Compliance Trend	Page 6
13.	Wage Statement Timeliness Distribution	Page 7
14.	Fringe Benefits Worksheet(s) Timeliness Distribution	Page 7

Appendices

A.	Insurance Group Compliance	Pages A1-A13
	Lost Time FROI Filings and Initial Indemnity Payments	
B.	Insurance Group Compliance	Pages B1-B12
	Initial MOP and Initial Indemnity NOC Filings	

Executive Summary

On May 21, 2019, the Maine Workers' Compensation Board of Directors approved the 2018 Fourth Quarter (October 1, 2018-December 31, 2018) Compliance Report. This report represents the efforts of the Office of Monitoring, Audit and Enforcement and insurers, self-insurers, and third-party administrators (collectively "insurers").

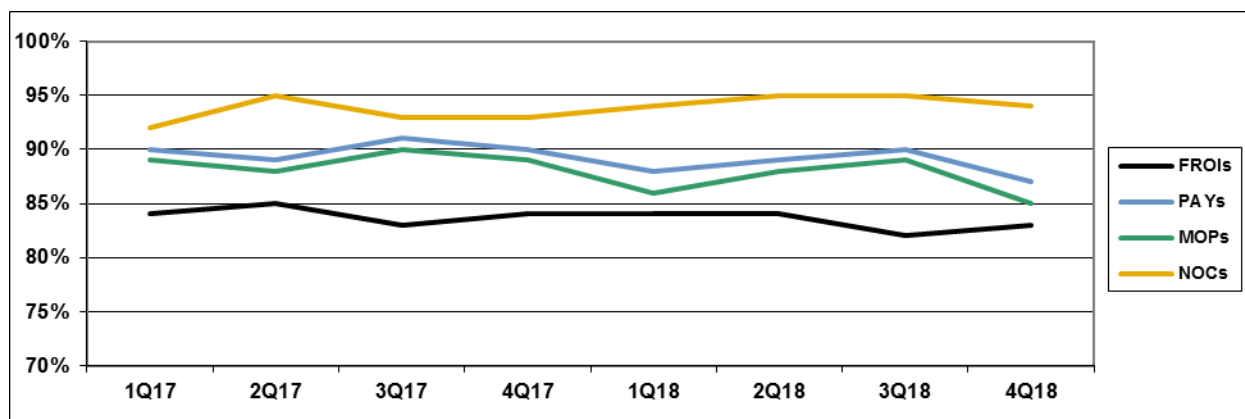
I. COMPLIANCE OVERVIEW

The Reconciliation Report was sent to 92 insurers on January 24, 2019; 65 responded, 19 were not required to respond and 11 did not respond.

The 4Q18 report represents results based upon data received by March 1, 2019. The results are:

	Number of Days	Benchmark	1Q17	2Q17	3Q17	4Q17	1Q18	2Q18	3Q18	4Q18
FROIs	7	85%	84%	85%	83%	84%	84%	84%	82%	83%
PAYs	14	87%	90%	89%	91%	90%	88%	89%	90%	87%
MOPs	17	85%	89%	88%	90%	89%	86%	88%	89%	85%
NOCs	14	90%	92%	95%	93%	93%	94%	95%	95%	94%

Compliance Benchmark Tracking



II. CAVEATS & EXPLANATIONS

A. General

- Question marks ("?") within this report indicate that the insurer did not provide all of the data required to measure compliance in that particular area.

B. Lost Time First Report of Injury (FROI) Filings

- Compliance with this benchmark exists when the FROI is filed (accepted EDI transaction, with or without errors) within 7 days after the employer receives notice or knowledge of an employee injury that has caused the employee to lose a day's work.

C. Initial Indemnity Payments (PAYs)

- Compliance with this benchmark exists when the check is mailed within the later of (i) 14 days after the employer's notice or knowledge of incapacity or (ii) the first day of compensability plus 6 days.
- If an employer continues to pay the employee's salary, payments are deemed timely for purposes of compliance if made consistent with the employer's usual payroll practice.

D. Initial Memorandum of Payment (MOP) Filings

- Compliance with this benchmark exists when the MOP is received within 17 days of the employer's notice or knowledge of incapacity.

E. Initial Indemnity Notice of Controversy (NOC) Filings

- Compliance with this benchmark exists when the NOC is filed (accepted EDI transaction, with or without errors) within 14 days after the employer receives notice or knowledge of the incapacity or death. Measurement excludes filings submitted with full denial reason codes 3A-3H (No Coverage).

III. COMPLETED AUDITS

The Board conducts compliance audits of insurers to ensure that all obligations under the Workers' Compensation Act are met. The functions of the audit program include, but are not limited to: ensuring that all reporting requirements of the Board are met, auditing the timeliness of benefit payments, auditing the accuracy of indemnity payments, evaluating claims-handling techniques, and determining whether claims are unreasonably contested.

The following had an audit completed in the 4Q18:

Auditee (alpha order)	Total Penalties
Claims Management	\$23,150.00
Continental Indemnity Company	\$0.00
The Hanover Insurance Group	\$6,800.00

LOST TIME FIRST REPORT OF INJURY FILINGS

Chart 1: Timeliness Distribution

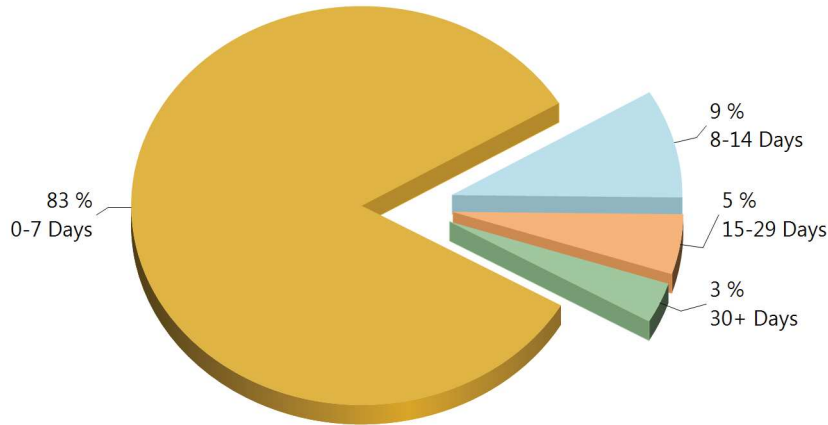


Table 1: Received Within

0-7 Days	2,805	83%
8-14 Days	298	9%
15-29 Days	164	5%
30+ Days	111	3%
? Days	0	0%
Total	3,378	100%

*The percentages may not always add to 100% due to rounding

Chart 2: Quarterly Compliance

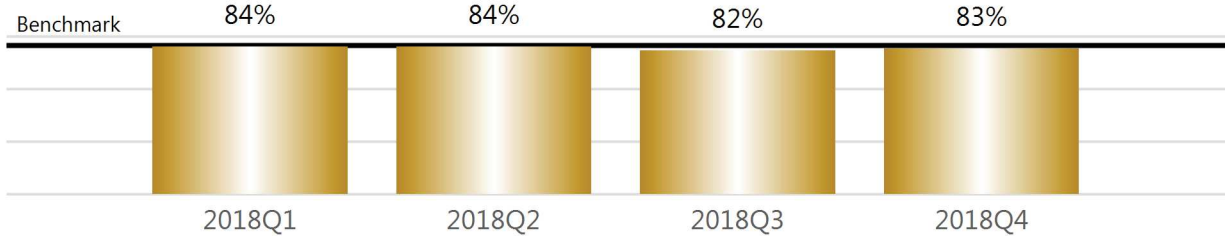
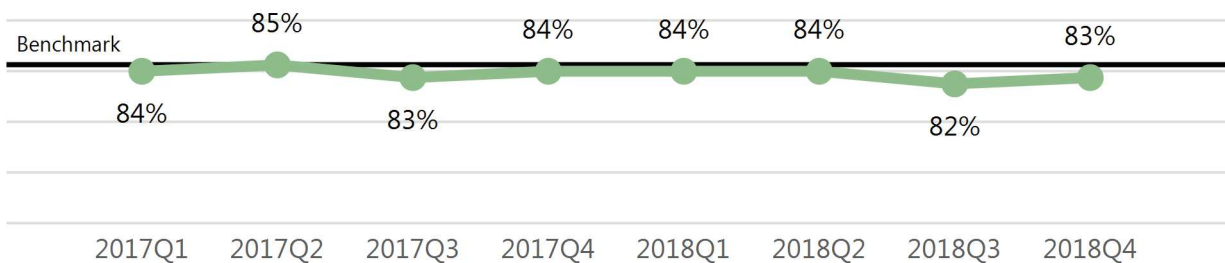


Chart 3: Compliance Trend



INITIAL INDEMNITY PAYMENTS

Chart 4: Timeliness Distribution

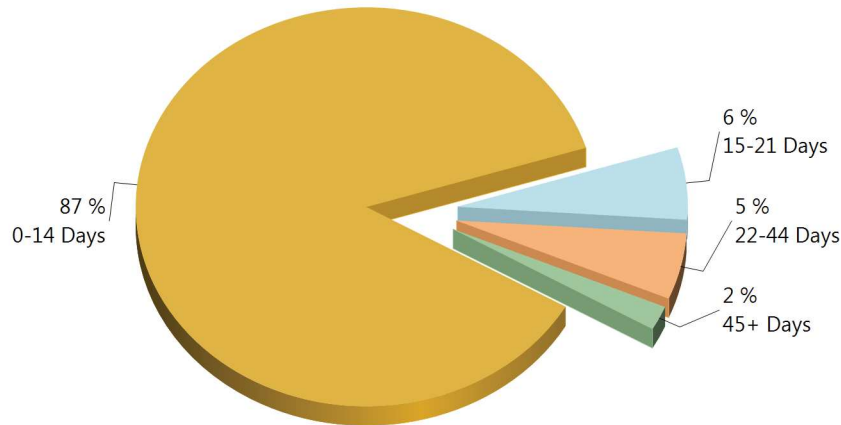


Table 2: Made Within

0-14 Days	714	87%
15-21 Days	48	6%
22-44 Days	45	5%
45+ Days	16	2%
? Days	1	0%
Total	824	100%

*The percentages may not always add to 100% due to rounding

Initial indemnity payments are monitored to ensure that payments are initiated within the time limits established in Section 205. As a result of these efforts, \$15,250 was issued to claimants in penalties and there is another \$6,600 in penalties awaiting resolution.

Chart 5: Quarterly Compliance

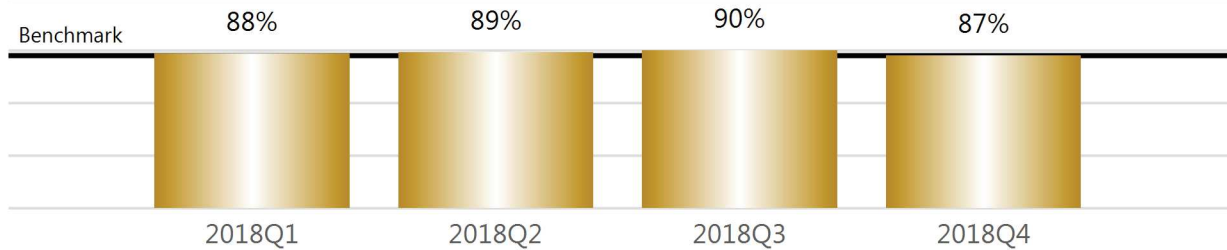
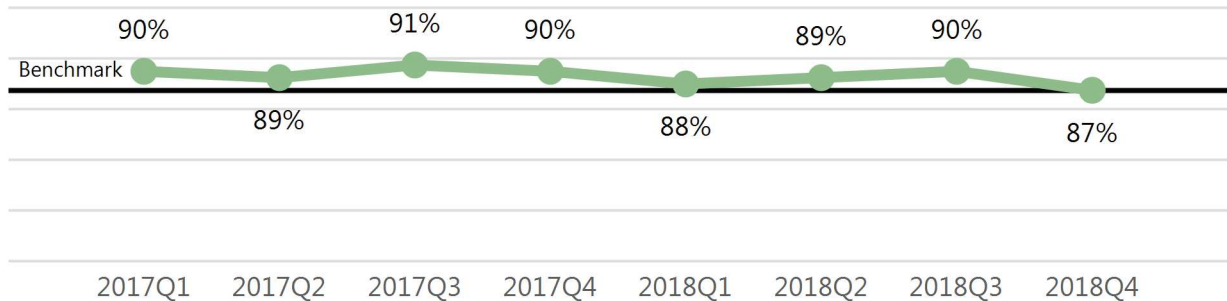


Chart 6: Compliance Trend



INITIAL MEMORANDUM OF PAYMENT FILINGS

Chart 7: Timeliness Distribution




Table 3: Received Within

0-17 Days	699	85%
18-21 Days	32	4%
22-44 Days	61	7%
45+ Days	31	4%
? Days	1	0%
Total	824	100%

*The percentages may not always add to 100% due to rounding

Chart 8: Quarterly Compliance

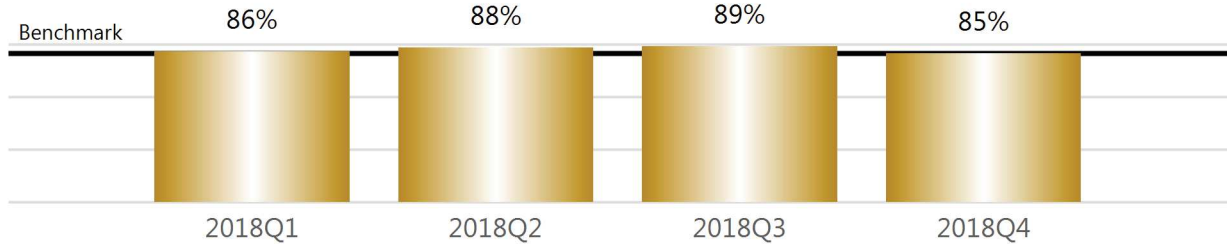
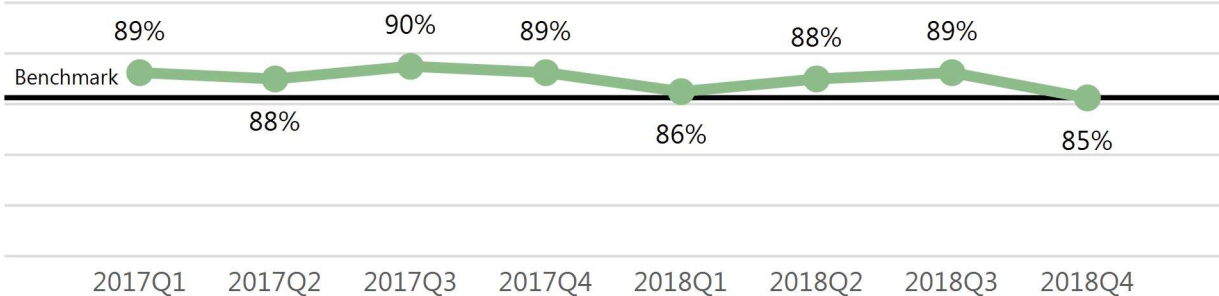


Chart 9: Compliance Trend



INITIAL INDEMNITY NOTICE OF CONTROVERSY FILINGS

Chart 10: Timeliness Distribution

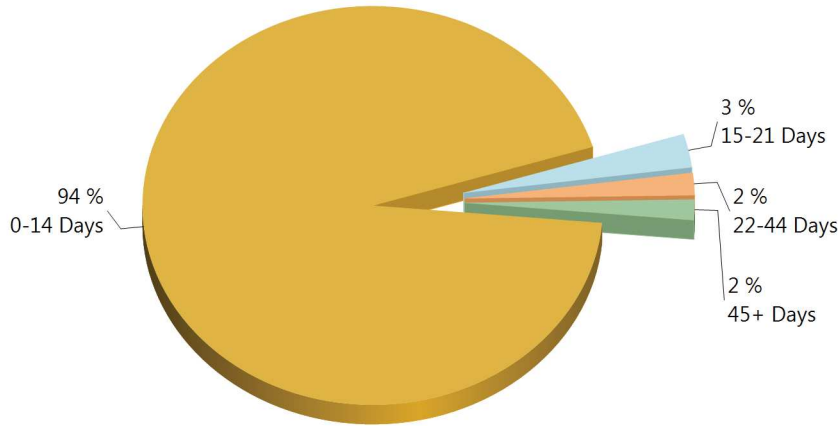


Table 4: Received Within

0-14 Days	618	94%
15-21 Days	18	3%
22-44 Days	12	2%
45+ Days	10	2%
? Days	0	0%
Total	658	100%

*The percentages may not always add to 100% due to rounding

Chart 11: Quarterly Compliance

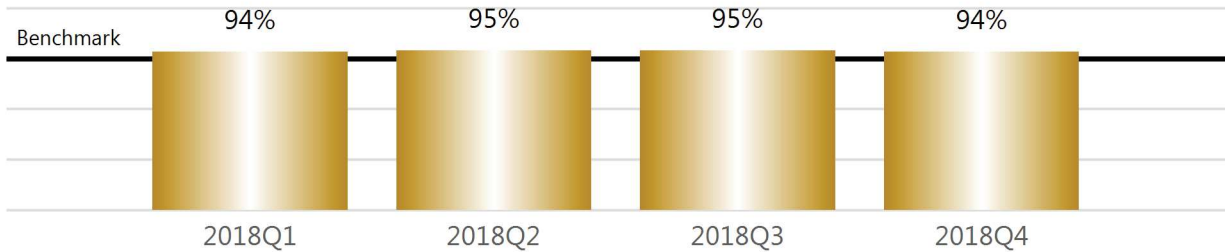
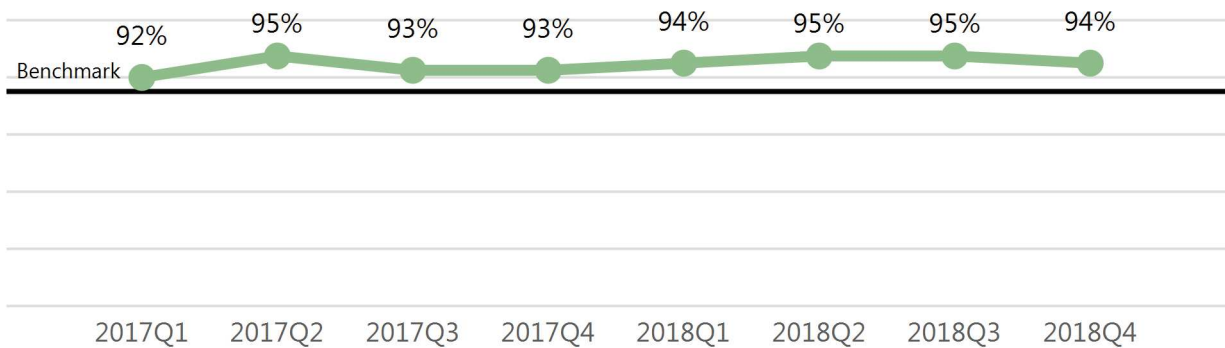


Chart 12: Compliance Trend



Fourth Quarter Compliance Report
10/1/2018 - 12/31/2018

WAGE INFORMATION

Wage information (WCB-2 and WCB-2B forms) must be filed within 30 days of an employer's notice or knowledge of a claim for compensation (Title 39-A M.R.S.A. Section 303). This includes both compensated and controverted claims where a claim for compensation has been made.

Chart 13: Wage Statement Timeliness Distribution

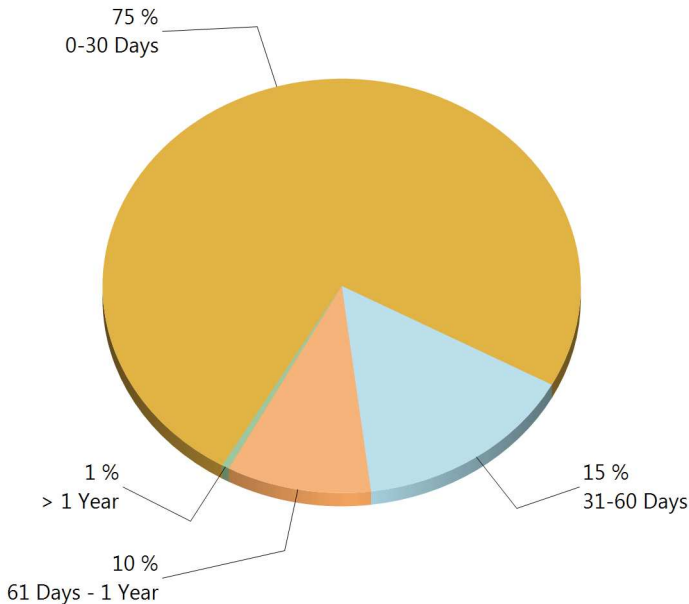


Table 5: Wage Statements Received

0-30 Days	1,326	75%
31-60 Days	269	15%
61 Days - 1 Year	174	10%
> 1 Year	9	1%
Total	1,778	100%

*The percentages may not always add to 100% due to rounding

Wage Statement(s): 1,385 (70%) of the 1,982 Wage Statements that were due this quarter were filed timely, 338 (17%) were filed late, and 259 (13%) remain outstanding.

Chart 14: Fringe Benefit Worksheet Timeliness Distribution

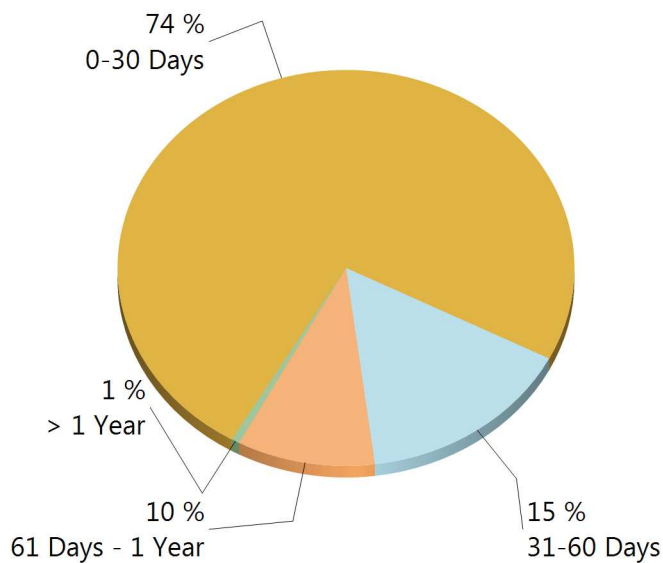


Table 6: Fringe Worksheets Received

0-30 Days	1,276	74%
31-60 Days	265	15%
61 Days - 1 Year	168	10%
> 1 Year	10	1%
Total	1,719	100%

*The percentages may not always add to 100% due to rounding

Fringe Benefit Worksheet(s): 1,334 (67%) of the 1,982 Fringe Benefit Worksheets due this quarter were filed timely, 344 (17%) were filed late, and 304 (15%) remain outstanding.

Appendix A

**Insurance Group Compliance
Lost Time FROI Filings and
Initial Indemnity Payments
Fourth Quarter 2018
10/1/2018-12/31/2018**

INSURANCE GROUP COMPLIANCE

Lost Time FROI and Initial Indemnity Payments

Fourth Quarter

10/1/2018 - 12/31/2018

Insurance Company	Total Lost Time FROIs Filed	Lost Time FROIs Filed Timely	Compliance Percentage	Total Initial Indemnity Payments Made	Initial Indemnity Payments Made Timely	Compliance Percentage
ACADIA INSURANCE	FROIs Filed	Timely FROIs	Compliance	Payments Made	Timely Payments	Compliance
CA010 ACADIA INSURANCE	66	46	70%	20	15	75%
Total	66	46	70% ▼	20	15	75% ▼
ACADIA INSURANCE Group Total	66	46	70% ▼	20	15	75% ▼
ACCIDENT FUND INSURANCE	FROIs Filed	Timely FROIs	Compliance	Payments Made	Timely Payments	Compliance
ACCIDENT FUND INSURANCE	*	*	*	*	*	*
Total	*	*	*	*	*	*
ACCIDENT FUND INSURANCE TPA Administered Claims						
CA190 GALLAGHER BASSETT SERVICES	1	0	0%	1	1	100%
TPA Total	1	0	0% ▼	1	1	100% ▲
ACCIDENT FUND INSURANCE Group Total	1	0	0% ▼	1	1	100% ▲
AIG INSURANCE	FROIs Filed	Timely FROIs	Compliance	Payments Made	Timely Payments	Compliance
CA015 AIG CLAIMS, INC	59	46	78%	29	25	86%
Total	59	46	78% ▼	29	25	86% ▼
AIG INSURANCE TPA Administered Claims						
CA022 AMERICAN ZURICH	1	1	100%	No Filings	No Filings	No Filings
CA040 BROADSPIRE SERVICES	8	8	100%	No Filings	No Filings	No Filings
CA160 ESIS	3	3	100%	No Filings	No Filings	No Filings
CA300 SEDGWICK CLAIMS MANAGEMENT SERVICES	7	5	71%	2	1	50%
TPA Total	19	17	89% ▲	2	1	50% ▼
AIG INSURANCE Group Total	78	63	81% ▼	31	26	84% ▼
AMTRUST INSURANCE	FROIs Filed	Timely FROIs	Compliance	Payments Made	Timely Payments	Compliance
CA437 SECURITY NATIONAL INSURANCE	2	1	50%	No Filings	No Filings	No Filings
CA342 TECHNOLOGY INSURANCE	6	3	50%	1	1	100%
CA381 WESCO INSURANCE	18	13	72%	3	3	100%
Total	26	17	65% ▼	4	4	100% ▲
AMTRUST INSURANCE Group Total	26	17	65% ▼	4	4	100% ▲

Maine Workers' Compensation Board

Lost Time FROI Filing Benchmark: 85%

Initial Indemnity Payment Benchmark: 87%

* Indicates no claims activity

▲ Indicates benchmark met or exceeded

▼ Indicates benchmark not met

INSURANCE GROUP COMPLIANCE

Lost Time FROI and Initial Indemnity Payments

Fourth Quarter

10/1/2018 - 12/31/2018

Insurance Company	Total Lost Time FROIs Filed	Lost Time FROIs Filed Timely	Compliance Percentage	Total Initial Indemnity Payments Made	Initial Indemnity Payments Made Timely	Compliance Percentage
ARCH INSURANCE	FROIs Filed	Timely FROIs	Compliance	Payments Made	Timely Payments	Compliance
ARCH INSURANCE	*	*	*	*	*	*
Total	*	*	*	*	*	*
ARCH INSURANCE TPA Administered Claims						
CA040 BROADSPIRE SERVICES	2	1	50%	No Filings	No Filings	No Filings
CA117 COTTINGHAM & BUTLER CLAIMS SERVICES	4	2	50%	1	1	100%
CA190 GALLAGHER BASSETT SERVICES	3	0	0%	1	1	100%
CA300 SEDGWICK CLAIMS MANAGEMENT SERVICES	2	2	100%	No Filings	No Filings	No Filings
CA340 YORK RISK SERVICES	3	3	100%	1	1	100%
TPA Total	14	8	57% ▼	3	3	100% ▲
ARCH INSURANCE Group Total	14	8	57% ▼	3	3	100% ▲
BATH IRON WORKS	FROIs Filed	Timely FROIs	Compliance	Payments Made	Timely Payments	Compliance
CA036 BATH IRON WORKS	76	75	99%	10	10	100%
Total	76	75	99% ▲	10	10	100% ▲
BATH IRON WORKS Group Total	76	75	99% ▲	10	10	100% ▲
BROADSPIRE SERVICES	FROIs Filed	Timely FROIs	Compliance	Payments Made	Timely Payments	Compliance
CA040 BROADSPIRE SERVICES	23	20	87%	7	7	100%
Total	23	20	87% ▲	7	7	100% ▲
BROADSPIRE SERVICES Group Total	23	20	87% ▲	7	7	100% ▲
CANNON COCHRAN MANAGEMENT SERVICES	FROIs Filed	Timely FROIs	Compliance	Payments Made	Timely Payments	Compliance
CA070 CANNON COCHRAN MANAGEMENT SERVICES	78	66	85%	12	11	92%
Total	78	66	85% ▲	12	11	92% ▲
CANNON COCHRAN MANAGEMENT SERVICES Group Total	78	66	85% ▲	12	11	92% ▲

Maine Workers' Compensation Board

Lost Time FROI Filing Benchmark: 85%

Initial Indemnity Payment Benchmark: 87%

* Indicates no claims activity

▲ Indicates benchmark met or exceeded

▼ Indicates benchmark not met

INSURANCE GROUP COMPLIANCE

Lost Time FROI and Initial Indemnity Payments

Fourth Quarter

10/1/2018 - 12/31/2018

Insurance Company	Total Lost Time FROIs Filed	Lost Time FROIs Filed Timely	Compliance Percentage	Total Initial Indemnity Payments Made	Initial Indemnity Payments Made Timely	Compliance Percentage
CHUBB INSURANCE	FROIs Filed	Timely FROIs	Compliance	Payments Made	Timely Payments	Compliance
ACE AMERICAN INSURANCE COMPANY	*	*	*	*	*	*
ACE INSURANCE	*	*	*	*	*	*
CA046 CHUBB INSURANCE	*	*	*	*	*	*
CA090 FEDERAL INSURANCE	*	*	*	*	*	*
INDEMNITY INS CO OF NORTH AMERICA	*	*	*	*	*	*
PACIFIC INDEMNITY CO	*	*	*	*	*	*
Total	*	*	*	*	*	*
CHUBB INSURANCE TPA Administered Claims						
CA040 BROADSPIRE SERVICES	7	5	71%	3	3	100%
CA070 CANNON COCHRAN MANAGEMENT SERVICES	1	1	100%	1	1	100%
CA110 CONSTITUTION STATE SERVICES	10	5	50%	6	6	100%
CA116 CORVEL ENTERPRISE COMP	4	1	25%	1	0	0%
CA117 COTTINGHAM & BUTLER CLAIMS SERVICES	2	2	100%	1	0	0%
CA160 ESIS	12	7	58%	6	5	83%
CA190 GALLAGHER BASSETT SERVICES	17	12	71%	10	9	90%
CA204 HELMSMAN MANAGEMENT SERVICES	*	*	*	*	*	*
CA300 SEDGWICK CLAIMS MANAGEMENT SERVICES	79	75	95%	19	19	100%
CA340 YORK RISK SERVICES	4	4	100%	1	1	100%
TPA Total	136	112	82% ▼	48	44	92% ▲
CHUBB INSURANCE Group Total	136	112	82% ▼	48	44	92% ▲
CIANBRO CORPORATION	FROIs Filed	Timely FROIs	Compliance	Payments Made	Timely Payments	Compliance
CA085 CIANBRO CORPORATION	2	2	100%	1	1	100%
Total	2	2	100% ▲	1	1	100% ▲
CIANBRO CORPORATION Group Total	2	2	100% ▲	1	1	100% ▲
CLAIMS MANAGEMENT (WALMART)	FROIs Filed	Timely FROIs	Compliance	Payments Made	Timely Payments	Compliance
CA100 CLAIMS MANAGEMENT (WALMART)	62	41	66%	4	4	100%
Total	62	41	66% ▼	4	4	100% ▲
CLAIMS MANAGEMENT (WALMART) Group Total	62	41	66% ▼	4	4	100% ▲
CNA INSURANCE	FROIs Filed	Timely FROIs	Compliance	Payments Made	Timely Payments	Compliance
CA017 AMERICAN CASUALTY COMPANY OF READING PA	*	*	*	*	*	*
CA083 CNA CLAIMS PLUS	*	*	*	*	*	*
CA050 CONTINENTAL CASUALTY	1	0	0%	No Filings	No Filings	No Filings
Total	1	0	0% ▼	No Filings	No Filings	No Filings
CNA INSURANCE Group Total	1	0	0% ▼	No Filings	No Filings	No Filings

Maine Workers' Compensation Board

Lost Time FROI Filing Benchmark: 85%

Initial Indemnity Payment Benchmark: 87%

* Indicates no claims activity

▲ Indicates benchmark met or exceeded

▼ Indicates benchmark not met

INSURANCE GROUP COMPLIANCE

Lost Time FROI and Initial Indemnity Payments

Fourth Quarter

10/1/2018 - 12/31/2018

Insurance Company	Total Lost Time FROIs Filed	Lost Time FROIs Filed Timely	Compliance Percentage	Total Initial Indemnity Payments Made	Initial Indemnity Payments Made Timely	Compliance Percentage
CONSTITUTION STATE SERVICES	FROIs Filed	Timely FROIs	Compliance	Payments Made	Timely Payments	Compliance
CA110 CONSTITUTION STATE SERVICES	10	5	50%	6	6	100%
Total	10	5	50% ▼	6	6	100% ▲
CONSTITUTION STATE SERVICES Group Total	10	5	50% ▼	6	6	100% ▲
CORVEL ENTERPRISE COMP	FROIs Filed	Timely FROIs	Compliance	Payments Made	Timely Payments	Compliance
CA116 CORVEL ENTERPRISE COMP	23	10	43%	8	6	75%
Total	23	10	43% ▼	8	6	75% ▼
CORVEL ENTERPRISE COMP Group Total	23	10	43% ▼	8	6	75% ▼
COTTINGHAM & BUTLER CLAIMS SERVICES	FROIs Filed	Timely FROIs	Compliance	Payments Made	Timely Payments	Compliance
CA117 COTTINGHAM & BUTLER CLAIMS SERVICES	7	5	71%	2	1	50%
Total	7	5	71% ▼	2	1	50% ▼
COTTINGHAM & BUTLER CLAIMS SERVICES Group Total	7	5	71% ▼	2	1	50% ▼
CROSS INSURANCE	FROIs Filed	Timely FROIs	Compliance	Payments Made	Timely Payments	Compliance
CA093 CROSS INSURANCE	311	291	94%	29	29	100%
Total	311	291	94% ▲	29	29	100% ▲
CROSS INSURANCE Group Total	311	291	94% ▲	29	29	100% ▲
EASTERN ALLIANCE INSURANCE	FROIs Filed	Timely FROIs	Compliance	Payments Made	Timely Payments	Compliance
CA141 EASTERN ALLIANCE INSURANCE	84	67	80%	30	28	93%
Total	84	67	80% ▼	30	28	93% ▲
EASTERN ALLIANCE INSURANCE Group Total	84	67	80% ▼	30	28	93% ▲
ELECTRIC INSURANCE	FROIs Filed	Timely FROIs	Compliance	Payments Made	Timely Payments	Compliance
CA150 ELECTRIC INSURANCE	*	*	*	*	*	*
Total	*	*	*	*	*	*
ELECTRIC INSURANCE TPA Administered Claims						
CA300 SEDGWICK CLAIMS MANAGEMENT SERVICES	1	1	100%	1	1	100%
TPA Total	1	1	100% ▲	1	1	100% ▲
ELECTRIC INSURANCE Group Total	1	1	100% ▲	1	1	100% ▲
ESIS	FROIs Filed	Timely FROIs	Compliance	Payments Made	Timely Payments	Compliance
CA160 ESIS	26	16	62%	9	8	89%
Total	26	16	62% ▼	9	8	89% ▲
ESIS Group Total	26	16	62% ▼	9	8	89% ▲

INSURANCE GROUP COMPLIANCE

Lost Time FROI and Initial Indemnity Payments

Fourth Quarter

10/1/2018 - 12/31/2018

Insurance Company	Total Lost Time FROIs Filed	Lost Time FROIs Filed Timely	Compliance Percentage	Total Initial Indemnity Payments Made	Initial Indemnity Payments Made Timely	Compliance Percentage
FEDERATED MUTUAL INSURANCE	FROIs Filed	Timely FROIs	Compliance	Payments Made	Timely Payments	Compliance
CA091 FEDERATED MUTUAL INSURANCE	3	3	100%	1	0	0%
CA092 FEDERATED SERVICE INSURANCE	2	2	100%	1	1	100%
Total	5	5	100% ▲	2	1	50% ▼
FEDERATED MUTUAL INSURANCE Group Total	5	5	100% ▲	2	1	50% ▼
FUTURECOMP	FROIs Filed	Timely FROIs	Compliance	Payments Made	Timely Payments	Compliance
CA175 FUTURECOMP	50	46	92%	12	10	83%
Total	50	46	92% ▲	12	10	83% ▼
FUTURECOMP Group Total	50	46	92% ▲	12	10	83% ▼
GALLAGHER BASSETT SERVICES	FROIs Filed	Timely FROIs	Compliance	Payments Made	Timely Payments	Compliance
CA190 GALLAGHER BASSETT SERVICES	96	66	69%	39	29	74%
Total	96	66	69% ▼	39	29	74% ▼
GALLAGHER BASSETT SERVICES Group Total	96	66	69% ▼	39	29	74% ▼
GREAT FALLS INSURANCE	FROIs Filed	Timely FROIs	Compliance	Payments Made	Timely Payments	Compliance
GREAT FALLS INSURANCE	*	*	*	*	*	*
Total	*	*	*	*	*	*
GREAT FALLS INSURANCE TPA Administered Claims						
CA070 CANNON COCHRAN MANAGEMENT SERVICES	5	2	40%	1	1	100%
TPA Total	5	2	40% ▼	1	1	100% ▲
GREAT FALLS INSURANCE Group Total	5	2	40% ▼	1	1	100% ▲
GUARD INSURANCE	FROIs Filed	Timely FROIs	Compliance	Payments Made	Timely Payments	Compliance
CA019 AMGUARD INSURANCE	6	5	83%	1	1	100%
CA140 EASTGUARD INSURANCE	6	5	83%	No Filings	No Filings	No Filings
CA272 NORGUARD INSURANCE	1	1	100%	1	1	100%
Total	13	11	85% ▲	2	2	100% ▲
GUARD INSURANCE TPA Administered Claims						
CA190 GALLAGHER BASSETT SERVICES	6	0	0%	5	3	60%
TPA Total	6	0	0% ▼	5	3	60% ▼
GUARD INSURANCE Group Total	19	11	58% ▼	7	5	71% ▼
HANNAFORD BROTHERS	FROIs Filed	Timely FROIs	Compliance	Payments Made	Timely Payments	Compliance
CA201 HANNAFORD BROTHERS	72	48	67%	22	11	50%
Total	72	48	67% ▼	22	11	50% ▼
HANNAFORD BROTHERS Group Total	72	48	67% ▼	22	11	50% ▼

Maine Workers' Compensation Board

Lost Time FROI Filing Benchmark: 85%

Initial Indemnity Payment Benchmark: 87%

* Indicates no claims activity

▲ Indicates benchmark met or exceeded

▼ Indicates benchmark not met

INSURANCE GROUP COMPLIANCE

Lost Time FROI and Initial Indemnity Payments

Fourth Quarter

10/1/2018 - 12/31/2018

Insurance Company	Total Lost Time FROIs Filed	Lost Time FROIs Filed Timely	Compliance Percentage		Total Initial Indemnity Payments Made	Initial Indemnity Payments Made Timely	Compliance Percentage	
HANOVER INSURANCE	FROIs Filed	Timely FROIs	Compliance		Payments Made	Timely Payments	Compliance	
CA428 ALLMERICA FINANCIAL BENEFIT INSURANCE	2	1	50%		No Filings	No Filings	No Filings	
CA048 CITIZENS INSURANCE COMPANY OF AMERICA	6	5	83%		1	1	100%	
CA429 HANOVER AMERICAN INSURANCE	1	1	100%		1	1	100%	
CA202 HANOVER INSURANCE	9	5	56%		2	2	100%	
CA228 MASSACHUSETTS BAY INSURANCE	4	4	100%		No Filings	No Filings	No Filings	
Total	22	16	73%	▼	4	4	100%	▲
HANOVER INSURANCE Group Total	22	16	73%	▼	4	4	100%	▲
HARTFORD INSURANCE	FROIs Filed	Timely FROIs	Compliance		Payments Made	Timely Payments	Compliance	
CA188 HARTFORD ACCIDENT & INDEMNITY	2	2	100%		No Filings	No Filings	No Filings	
CA185 HARTFORD CASUALTY INSURANCE	9	7	78%		4	3	75%	
CA203 HARTFORD FIRE INSURANCE	9	6	67%		No Filings	No Filings	No Filings	
CA186 HARTFORD INSURANCE COMPANY OF THE MIDWEST	2	2	100%		1	1	100%	
CA187 HARTFORD UNDERWRITERS INSURANCE	9	6	67%		1	1	100%	
CA288 PROPERTY & CASUALTY INSURANCE COMPANY OF HARTFORD	14	11	79%		10	9	90%	
CA296 SENTINEL INSURANCE	1	1	100%		1	1	100%	
CA319 TRUMBULL INSURANCE	4	3	75%		1	1	100%	
CA321 TWIN CITY FIRE INSURANCE	*	*	*		*	*	*	
Total	50	38	76%	▼	18	16	89%	▲
HARTFORD INSURANCE TPA Administered Claims								
CA070 CANNON COCHRAN MANAGEMENT SERVICES	4	3	75%		No Filings	No Filings	No Filings	
CA116 CORVEL ENTERPRISE COMP	6	3	50%		1	1	100%	
CA300 SEDGWICK CLAIMS MANAGEMENT SERVICES	6	6	100%		2	2	100%	
TPA Total	16	12	75%	▼	3	3	100%	▲
HARTFORD INSURANCE Group Total	66	50	76%	▼	21	19	90%	▲
HELMSMAN MANAGEMENT SERVICES	FROIs Filed	Timely FROIs	Compliance		Payments Made	Timely Payments	Compliance	
CA204 HELMSMAN MANAGEMENT SERVICES	9	3	33%		6	4	67%	
Total	9	3	33%	▼	6	4	67%	▼
HELMSMAN MANAGEMENT SERVICES Group Total	9	3	33%	▼	6	4	67%	▼

Maine Workers' Compensation Board

Lost Time FROI Filing Benchmark: 85%

Initial Indemnity Payment Benchmark: 87%

* Indicates no claims activity

▲ Indicates benchmark met or exceeded

▼ Indicates benchmark not met

INSURANCE GROUP COMPLIANCE
Lost Time FROI and Initial Indemnity Payments
Fourth Quarter
10/1/2018 - 12/31/2018

Insurance Company	Total Lost Time FROIs Filed	Lost Time FROIs Filed Timely	Compliance Percentage	Total Initial Indemnity Payments Made	Initial Indemnity Payments Made Timely	Compliance Percentage
LIBERTY MUTUAL INSURANCE	FROIs Filed	Timely FROIs	Compliance	Payments Made	Timely Payments	Compliance
CA003 AMERICAN FIRE & CASUALTY INSURANCE	9	5	56%	5	4	80%
CA380 EMPLOYERS INSURANCE OF WAUSAU	2	2	100%	No Filings	No Filings	No Filings
CA162 EXCELSIOR INSURANCE	*	*	*	*	*	*
CA210 LIBERTY MUTUAL INSURANCE	51	42	82%	17	15	88%
CA406 OHIO CASUALTY INSURANCE	4	3	75%	1	1	100%
CA407 OHIO SECURITY INSURANCE	10	9	90%	2	2	100%
CA283 PEERLESS INDEMNITY INSURANCE	*	*	*	*	*	*
CA275 PEERLESS INSURANCE	No Filings	No Filings	No Filings	1	0	0%
CA309 THE NETHERLANDS INSURANCE	*	*	*	*	*	*
CA408 WEST AMERICAN INSURANCE	1	1	100%	1	1	100%
Total	77	62	81% ▼	27	23	85% ▼
LIBERTY MUTUAL INSURANCE Group Total	77	62	81% ▼	27	23	85% ▼
MAINE AUTOMOBILE DEALERS ASSOCIATION	FROIs Filed	Timely FROIs	Compliance	Payments Made	Timely Payments	Compliance
CA220 MAINE AUTOMOBILE DEALERS ASSOCIATION	31	30	97%	16	14	88%
Total	31	30	97% ▲	16	14	88% ▲
MAINE AUTOMOBILE DEALERS ASSOCIATION Group Total	31	30	97% ▲	16	14	88% ▲
MAINE EMPLOYERS' MUTUAL INSURANCE	FROIs Filed	Timely FROIs	Compliance	Payments Made	Timely Payments	Compliance
CA260 MAINE EMPLOYERS' MUTUAL INSURANCE	1244	1025	82%	295	271	92%
Total	1244	1025	82% ▼	295	271	92% ▲
MAINE EMPLOYERS' MUTUAL INSURANCE TPA Administered Claims						
CA070 CANNON COCHRAN MANAGEMENT SERVICES	2	2	100%	No Filings	No Filings	No Filings
TPA Total	2	2	100% ▲	No Filings	No Filings	No Filings
MAINE EMPLOYERS' MUTUAL INSURANCE Group Total	1246	1027	82% ▼	295	271	92% ▲
MAINE HEALTHCARE ASSOCIATION	FROIs Filed	Timely FROIs	Compliance	Payments Made	Timely Payments	Compliance
CA234 MAINE HEALTHCARE ASSOCIATION	16	14	88%	5	3	60%
Total	16	14	88% ▲	5	3	60% ▼
MAINE HEALTHCARE ASSOCIATION Group Total	16	14	88% ▲	5	3	60% ▼
MAINE MOTOR TRANSPORT ASSOCIATION	FROIs Filed	Timely FROIs	Compliance	Payments Made	Timely Payments	Compliance
CA230 MAINE MOTOR TRANSPORT ASSOCIATION	28	27	96%	4	3	75%
Total	28	27	96% ▲	4	3	75% ▼
MAINE MOTOR TRANSPORT ASSOCIATION Group Total	28	27	96% ▲	4	3	75% ▼

INSURANCE GROUP COMPLIANCE

Lost Time FROI and Initial Indemnity Payments

Fourth Quarter

10/1/2018 - 12/31/2018

Insurance Company	Total Lost Time FROIs Filed	Lost Time FROIs Filed Timely	Compliance Percentage	Total Initial Indemnity Payments Made	Initial Indemnity Payments Made Timely	Compliance Percentage
MAINE MUNICIPAL ASSOCIATION	FROIs Filed	Timely FROIs	Compliance	Payments Made	Timely Payments	Compliance
CA225 MAINE MUNICIPAL ASSOCIATION	203	193	95%	44	40	91%
Total	203	193	95% ▲	44	40	91% ▲
MAINE MUNICIPAL ASSOCIATION Group Total	203	193	95% ▲	44	40	91% ▲
MAINE SCHOOL MANAGEMENT ASSOCIATION	FROIs Filed	Timely FROIs	Compliance	Payments Made	Timely Payments	Compliance
CA250 MAINE SCHOOL MANAGEMENT ASSOCIATION	95	87	92%	26	24	92%
Total	95	87	92% ▲	26	24	92% ▲
MAINE SCHOOL MANAGEMENT ASSOCIATION Group Total	95	87	92% ▲	26	24	92% ▲
MEADOWBROOK INSURANCE	FROIs Filed	Timely FROIs	Compliance	Payments Made	Timely Payments	Compliance
CA255 MEADOWBROOK INSURANCE	1	0	0%	No Filings	No Filings	No Filings
Total	1	0	0% ▼	No Filings	No Filings	No Filings
MEADOWBROOK INSURANCE Group Total	1	0	0% ▼	No Filings	No Filings	No Filings
NATIONAL INTERSTATE INSURANCE	FROIs Filed	Timely FROIs	Compliance	Payments Made	Timely Payments	Compliance
CA267 NATIONAL INTERSTATE INSURANCE COMPANY	1	1	100%	1	1	100%
Total	1	1	100% ▲	1	1	100% ▲
NATIONAL INTERSTATE INSURANCE Group Total	1	1	100% ▲	1	1	100% ▲
NGM INSURANCE	FROIs Filed	Timely FROIs	Compliance	Payments Made	Timely Payments	Compliance
CA265 NGM INSURANCE	2	1	50%	1	0	0%
Total	2	1	50% ▼	1	0	0% ▼
NGM INSURANCE Group Total	2	1	50% ▼	1	0	0% ▼

INSURANCE GROUP COMPLIANCE

Lost Time FROI and Initial Indemnity Payments

Fourth Quarter

10/1/2018 - 12/31/2018

Insurance Company	Total Lost Time FROIs Filed	Lost Time FROIs Filed Timely	Compliance Percentage	Total Initial Indemnity Payments Made	Initial Indemnity Payments Made Timely	Compliance Percentage
OLD REPUBLIC INSURANCE	FROIs Filed	Timely FROIs	Compliance	Payments Made	Timely Payments	Compliance
OLD REPUBLIC GENERAL INSURANCE CORP.	*	*	*	*	*	*
OLD REPUBLIC INSURANCE	*	*	*	*	*	*
Total	*	*	*	*	*	*
OLD REPUBLIC INSURANCE TPA Administered Claims						
CA070 CANNON COCHRAN MANAGEMENT SERVICES	16	14	88%	3	3	100%
CA110 CONSTITUTION STATE SERVICES	*	*	*	*	*	*
CA116 CORVEL ENTERPRISE COMP	*	*	*	*	*	*
CA160 ESIS	1	1	100%	1	1	100%
CA190 GALLAGHER BASSETT SERVICES	4	3	75%	1	1	100%
CA204 HELMSMAN MANAGEMENT SERVICES	*	*	*	*	*	*
CA295 RYDER SERVICES	*	*	*	*	*	*
CA300 SEDGWICK CLAIMS MANAGEMENT SERVICES	6	6	100%	4	4	100%
CA323 THE AMERICAN EQUITY UNDERWRITERS	*	*	*	*	*	*
CA280 TRISTAR RISK ENTERPRISE MANAGEMENT	*	*	*	*	*	*
TPA Total	27	24	89% ▲	9	9	100% ▲
OLD REPUBLIC INSURANCE Group Total	27	24	89% ▲	9	9	100% ▲
PENNSYLVANIA MFG ASSN	FROIs Filed	Timely FROIs	Compliance	Payments Made	Timely Payments	Compliance
MANUFACTURERS ALLIANCE INSURANCE	*	*	*	*	*	*
PENNSYLVANIA MFG ASSN	*	*	*	*	*	*
PENNSYLVANIA MFG INDEMNITY CO	*	*	*	*	*	*
Total	*	*	*	*	*	*
PENNSYLVANIA MFG ASSN TPA Administered Claims						
CA190 GALLAGHER BASSETT SERVICES	18	17	94%	6	3	50%
TPA Total	18	17	94% ▲	6	3	50% ▼
PENNSYLVANIA MFG ASSN Group Total	18	17	94% ▲	6	3	50% ▼
PROTECTIVE INSURANCE	FROIs Filed	Timely FROIs	Compliance	Payments Made	Timely Payments	Compliance
CA277 PROTECTIVE INSURANCE COMPANY	*	*	*	*	*	*
Total	*	*	*	*	*	*
PROTECTIVE INSURANCE TPA Administered Claims						
CA340 YORK RISK SERVICES	2	0	0%	1	0	0%
TPA Total	2	0	0% ▼	1	0	0% ▼
PROTECTIVE INSURANCE Group Total	2	0	0% ▼	1	0	0% ▼

INSURANCE GROUP COMPLIANCE
Lost Time FROI and Initial Indemnity Payments
Fourth Quarter
10/1/2018 - 12/31/2018

Insurance Company	Total Lost Time FROIs Filed	Lost Time FROIs Filed Timely	Compliance Percentage	Total Initial Indemnity Payments Made	Initial Indemnity Payments Made Timely	Compliance Percentage
QBE INSURANCE GROUP QBE INSURANCE GROUP	FROIs Filed	Timely FROIs	Compliance	Payments Made	Timely Payments	Compliance
	*	*	*	*	*	*
Total	*	*	*	*	*	*
QBE INSURANCE GROUP TPA Administered Claims CA300 SEDGWICK CLAIMS MANAGEMENT SERVICES	7	6	86%	1	1	100%
TPA Total	7	6	86% ▲	1	1	100% ▲
QBE INSURANCE GROUP Group Total	7	6	86% ▲	1	1	100% ▲
SAFETY NATIONAL CASUALTY CORP SAFETY NATIONAL CASUALTY CORP	FROIs Filed	Timely FROIs	Compliance	Payments Made	Timely Payments	Compliance
	*	*	*	*	*	*
Total	*	*	*	*	*	*
SAFETY NATIONAL CASUALTY CORP TPA Administered Claims CA040 BROADSPIRE SERVICES	2	2	100%	1	1	100%
CA070 CANNON COCHRAN MANAGEMENT SERVICES	4	3	75%	No Filings	No Filings	No Filings
CA116 CORVEL ENTERPRISE COMP	9	3	33%	3	2	67%
CA190 GALLAGHER BASSETT SERVICES	11	8	73%	6	5	83%
CA300 SEDGWICK CLAIMS MANAGEMENT SERVICES	15	14	93%	4	4	100%
TPA Total	41	30	73% ▼	14	12	86% ▼
SAFETY NATIONAL CASUALTY CORP Group Total	41	30	73% ▼	14	12	86% ▼
SEDGWICK CLAIMS MANAGEMENT SERVICES CA300 SEDGWICK CLAIMS MANAGEMENT SERVICES	FROIs Filed	Timely FROIs	Compliance	Payments Made	Timely Payments	Compliance
	175	164	94%	41	40	98%
Total	175	164	94% ▲	41	40	98% ▲
SEDGWICK CLAIMS MANAGEMENT SERVICES Group Total	175	164	94% ▲	41	40	98% ▲
SENTRY INSURANCE CA402 SENTRY CASUALTY	FROIs Filed	Timely FROIs	Compliance	Payments Made	Timely Payments	Compliance
	22	14	64%	15	8	53%
CA305 SENTRY INSURANCE	6	5	83%	No Filings	No Filings	No Filings
CA308 SENTRY SELECT INSURANCE	*	*	*	*	*	*
Total	28	19	68% ▼	15	8	53% ▼
SENTRY INSURANCE Group Total	28	19	68% ▼	15	8	53% ▼
SOMPO JAPAN INSURANCE SOMPO JAPAN INSURANCE COMPANY OF AMERICA	FROIs Filed	Timely FROIs	Compliance	Payments Made	Timely Payments	Compliance
	*	*	*	*	*	*
Total	*	*	*	*	*	*
SOMPO JAPAN INSURANCE TPA Administered Claims CA040 BROADSPIRE SERVICES	1	1	100%	1	1	100%
TPA Total	1	1	100% ▲	1	1	100% ▲
SOMPO JAPAN INSURANCE Group Total	1	1	100% ▲	1	1	100% ▲

INSURANCE GROUP COMPLIANCE

Lost Time FROI and Initial Indemnity Payments

Fourth Quarter

10/1/2018 - 12/31/2018

Insurance Company	Total Lost Time FROIs Filed	Lost Time FROIs Filed Timely	Compliance Percentage	Total Initial Indemnity Payments Made	Initial Indemnity Payments Made Timely	Compliance Percentage
STARR INDEMNITY INSURANCE	FROIs Filed	Timely FROIs	Compliance	Payments Made	Timely Payments	Compliance
STARR INDEMNITY INSURANCE	*	*	*	*	*	*
Total	*	*	*	*	*	*
STARR INDEMNITY INSURANCE TPA Administered Claims						
CA160 ESIS	3	2	67%	No Filings	No Filings	No Filings
CA190 GALLAGHER BASSETT SERVICES	1	1	100%	No Filings	No Filings	No Filings
TPA Total	4	3	75% ▼	No Filings	No Filings	No Filings
STARR INDEMNITY INSURANCE Group Total	4	3	75% ▼	No Filings	No Filings	No Filings
STATE OF MAINE WORKERS' COMPENSATION TRUST	FROIs Filed	Timely FROIs	Compliance	Payments Made	Timely Payments	Compliance
CA307 STATE OF MAINE WORKERS' COMPENSATION TRUST	128	113	88%	29	25	86%
Total	128	113	88% ▲	29	25	86% ▼
STATE OF MAINE WORKERS' COMPENSATION TRUST Group Total	128	113	88% ▲	29	25	86% ▼
SYNERNET	FROIs Filed	Timely FROIs	Compliance	Payments Made	Timely Payments	Compliance
CA320 SYNERNET	125	107	86%	20	17	85%
Total	125	107	86% ▲	20	17	85% ▼
SYNERNET Group Total	125	107	86% ▲	20	17	85% ▼
T.H.E. INSURANCE	FROIs Filed	Timely FROIs	Compliance	Payments Made	Timely Payments	Compliance
CA317 T.H.E. INSURANCE	1	0	0%	No Filings	No Filings	No Filings
Total	1	0	0% ▼	No Filings	No Filings	No Filings
T.H.E. INSURANCE Group Total	1	0	0% ▼	No Filings	No Filings	No Filings
THE AMERICAN EQUITY UNDERWRITERS	FROIs Filed	Timely FROIs	Compliance	Payments Made	Timely Payments	Compliance
CA323 THE AMERICAN EQUITY UNDERWRITERS	1	1	100%	1	0	0%
Total	1	1	100% ▲	1	0	0% ▼
THE AMERICAN EQUITY UNDERWRITERS Group Total	1	1	100% ▲	1	0	0% ▼

Maine Workers' Compensation Board

Lost Time FROI Filing Benchmark: 85%

Initial Indemnity Payment Benchmark: 87%

* Indicates no claims activity

▲ Indicates benchmark met or exceeded

▼ Indicates benchmark not met

INSURANCE GROUP COMPLIANCE
Lost Time FROI and Initial Indemnity Payments
Fourth Quarter
10/1/2018 - 12/31/2018

Insurance Company	Total Lost Time FROIs Filed	Lost Time FROIs Filed Timely	Compliance Percentage	Total Initial Indemnity Payments Made	Initial Indemnity Payments Made Timely	Compliance Percentage
TRAVELERS INSURANCE	FROIs Filed	Timely FROIs	Compliance	Payments Made	Timely Payments	Compliance
CA072 CHARTER OAK FIRE INSURANCE	13	1	8%	8	3	38%
CA164 FARMINGTON CASUALTY	*	*	*	*	*	*
CA284 PHOENIX INSURANCE	1	0	0%	No Filings	No Filings	No Filings
CA303 ST PAUL FIRE & MARINE INSURANCE	*	*	*	*	*	*
CA306 STANDARD FIRE INSURANCE	1	0	0%	No Filings	No Filings	No Filings
CA347 TRAVELERS CASUALTY & SURETY	3	3	100%	3	3	100%
CA348 TRAVELERS CASUALTY INSURANCE COMPANY OF AMERICA	2	0	0%	1	1	100%
CA349 TRAVELERS COMMERCIAL CASUALTY	2	0	0%	1	0	0%
CA343 TRAVELERS INDEMNITY COMPANY	2	0	0%	1	0	0%
CA346 TRAVELERS INDEMNITY COMPANY OF AMERICA	3	1	33%	No Filings	No Filings	No Filings
CA345 TRAVELERS PROPERTY CASUALTY INSURANCE	*	*	*	*	*	*
Total	27	5	19% ▼	14	7	50% ▼
TRAVELERS INSURANCE TPA Administered Claims						
CA040 BROADSPIRE SERVICES	1	1	100%	1	1	100%
CA190 GALLAGHER BASSETT SERVICES	1	1	100%	1	1	100%
CA300 SEDGWICK CLAIMS MANAGEMENT SERVICES	2	1	50%	1	1	100%
TPA Total	4	3	75% ▼	3	3	100% ▲
TRAVELERS INSURANCE Group Total	31	8	26% ▼	17	10	59% ▼
TYSON FOODS INC	FROIs Filed	Timely FROIs	Compliance	Payments Made	Timely Payments	Compliance
CA435 TYSON FOODS INC	1	0	0%	1	0	0%
Total	1	0	0% ▼	1	0	0% ▼
TYSON FOODS INC Group Total	1	0	0% ▼	1	0	0% ▼
UTICA MUTUAL INSURANCE	FROIs Filed	Timely FROIs	Compliance	Payments Made	Timely Payments	Compliance
CA324 UTICA MUTUAL INSURANCE	1	0	0%	1	0	0%
Total	1	0	0% ▼	1	0	0% ▼
UTICA MUTUAL INSURANCE Group Total	1	0	0% ▼	1	0	0% ▼

INSURANCE GROUP COMPLIANCE

Lost Time FROI and Initial Indemnity Payments

Fourth Quarter

10/1/2018 - 12/31/2018

Insurance Company	Total Lost Time FROIs Filed	Lost Time FROIs Filed Timely	Compliance Percentage	Total Initial Indemnity Payments Made	Initial Indemnity Payments Made Timely	Compliance Percentage
XL INSURANCE	FROIs Filed	Timely FROIs	Compliance	Payments Made	Timely Payments	Compliance
CA384 XL INSURANCE	*	*	*	*	*	*
Total	*	*	*	*	*	*
XL INSURANCE TPA Administered Claims						
CA040 BROADSPIRE SERVICES	1	1	100%	1	1	100%
CA116 CORVEL ENTERPRISE COMP	2	1	50%	2	2	100%
CA117 COTTINGHAM & BUTLER CLAIMS SERVICES	1	1	100%	No Filings	No Filings	No Filings
CA190 GALLAGHER BASSETT SERVICES	20	14	70%	3	1	33%
CA300 SEDGWICK CLAIMS MANAGEMENT SERVICES	11	11	100%	1	1	100%
CA317 T.H.E. INSURANCE	1	0	0%	No Filings	No Filings	No Filings
TPA Total	36	28	78% ▼	7	5	71% ▼
XL INSURANCE Group Total	36	28	78% ▼	7	5	71% ▼
YORK RISK SERVICES	FROIs Filed	Timely FROIs	Compliance	Payments Made	Timely Payments	Compliance
CA340 YORK RISK SERVICES	9	7	78%	3	2	67%
Total	9	7	78% ▼	3	2	67% ▼
YORK RISK SERVICES Group Total	9	7	78% ▼	3	2	67% ▼
ZURICH INSURANCE	FROIs Filed	Timely FROIs	Compliance	Payments Made	Timely Payments	Compliance
CA021 AMERICAN GUARANTEE & LIABILITY	*	*	*	*	*	*
CA022 AMERICAN ZURICH	6	4	67%	No Filings	No Filings	No Filings
CA400 ZURICH AMERICAN INSURANCE	6	4	67%	4	4	100%
CA404 ZURICH AMERICAN INSURANCE COMPANY OF ILLINOIS	1	1	100%	No Filings	No Filings	No Filings
Total	13	9	69% ▼	4	4	100% ▲
ZURICH INSURANCE TPA Administered Claims						
CA116 CORVEL ENTERPRISE COMP	2	2	100%	1	1	100%
CA160 ESIS	2	1	50%	1	1	100%
CA190 GALLAGHER BASSETT SERVICES	10	8	80%	4	4	100%
CA204 HELMSMAN MANAGEMENT SERVICES	1	0	0%	1	0	0%
CA300 SEDGWICK CLAIMS MANAGEMENT SERVICES	9	9	100%	2	2	100%
TPA Total	24	20	83% ▼	9	8	89% ▲
ZURICH INSURANCE Group Total	37	29	78% ▼	13	12	92% ▲

Maine Workers' Compensation Board

Lost Time FROI Filing Benchmark: 85%

Initial Indemnity Payment Benchmark: 87%

* Indicates no claims activity

▲ Indicates benchmark met or exceeded

▼ Indicates benchmark not met

Appendix B

**Insurance Group Compliance
Initial MOP and Initial Indemnity NOC Filings
Fourth Quarter 2018
10/1/2018-12/31/2018**

INSURANCE GROUP COMPLIANCE
Initial MOP and Initial Indemnity NOC Filings
Fourth Quarter
10/1/2018 - 12/31/2018

Insurance Company	Total Initial MOPs Filed	Initial MOPs Filed Timely	Compliance Percentage	Total Initial Indemnity NOCs Filed	Initial Indemnity NOCs Filed Timely	Compliance Percentage
ACADIA INSURANCE	MOPs Filed	Timely MOPs	Compliance	NOCs Filed	Timely NOCs	Compliance
CA010 ACADIA INSURANCE	20	19	95%	14	14	100%
Total	20	19	95% ▲	14	14	100% ▲
ACADIA INSURANCE Group Total	20	19	95% ▲	14	14	100% ▲
ACCIDENT FUND INSURANCE	MOPs Filed	Timely MOPs	Compliance	NOCs Filed	Timely NOCs	Compliance
ACCIDENT FUND INSURANCE	*	*	*	*	*	*
Total	*	*	*	*	*	*
ACCIDENT FUND INSURANCE TPA Administered Claims						
CA190 GALLAGHER BASSETT SERVICES	1	1	100%	No Filings	No Filings	No Filings
TPA Total	1	1	100% ▲	No Filings	No Filings	No Filings
ACCIDENT FUND INSURANCE Group Total	1	1	100% ▲	No Filings	No Filings	No Filings
AIG INSURANCE	MOPs Filed	Timely MOPs	Compliance	NOCs Filed	Timely NOCs	Compliance
CA015 AIG CLAIMS, INC	29	27	93%	19	17	89%
Total	29	27	93% ▲	19	17	89% ▼
AIG INSURANCE TPA Administered Claims						
CA022 AMERICAN ZURICH	No Filings	No Filings	No Filings	No Filings	No Filings	No Filings
CA040 BROADSPIRE SERVICES	No Filings	No Filings	No Filings	No Filings	No Filings	No Filings
CA160 ESIS	No Filings	No Filings	No Filings	1	0	0%
CA300 SEDGWICK CLAIMS MANAGEMENT SERVICES	2	1	50%	2	2	100%
TPA Total	2	1	50% ▼	3	2	67% ▼
AIG INSURANCE Group Total	31	28	90% ▲	22	19	86% ▼
AMTRUST INSURANCE	MOPs Filed	Timely MOPs	Compliance	NOCs Filed	Timely NOCs	Compliance
CA437 SECURITY NATIONAL INSURANCE	No Filings	No Filings	No Filings	No Filings	No Filings	No Filings
CA342 TECHNOLOGY INSURANCE	1	1	100%	No Filings	No Filings	No Filings
CA381 WESCO INSURANCE	3	3	100%	4	3	75%
Total	4	4	100% ▲	4	3	75% ▼
AMTRUST INSURANCE Group Total	4	4	100% ▲	4	3	75% ▼

Maine Workers' Compensation Board

Initial MOP Filing Benchmark: 85%

Initial Indemnity NOC Benchmark: 90%

* Indicates no claims activity

▲ Indicates benchmark met or exceeded

▼ Indicates benchmark not met

INSURANCE GROUP COMPLIANCE
Initial MOP and Initial Indemnity NOC Filings
Fourth Quarter
10/1/2018 - 12/31/2018

Insurance Company	Total Initial MOPs Filed	Initial MOPs Filed Timely	Compliance Percentage	Total Initial Indemnity NOCs Filed	Initial Indemnity NOCs Filed Timely	Compliance Percentage
ARCH INSURANCE	MOPs Filed	Timely MOPs	Compliance	NOCs Filed	Timely NOCs	Compliance
ARCH INSURANCE	*	*	*	*	*	*
Total	*	*	*	*	*	*
ARCH INSURANCE TPA Administered Claims						
CA040 BROADSPIRE SERVICES	No Filings	No Filings	No Filings	1	1	100%
CA117 COTTINGHAM & BUTLER CLAIMS SERVICES	1	1	100%	2	0	0%
CA190 GALLAGHER BASSETT SERVICES	1	1	100%	No Filings	No Filings	No Filings
CA300 SEDGWICK CLAIMS MANAGEMENT SERVICES	No Filings	No Filings	No Filings	No Filings	No Filings	No Filings
CA340 YORK RISK SERVICES	1	1	100%	No Filings	No Filings	No Filings
TPA Total	3	3	100% ▲	3	1	33% ▼
ARCH INSURANCE Group Total	3	3	100% ▲	3	1	33% ▼
BATH IRON WORKS	MOPs Filed	Timely MOPs	Compliance	NOCs Filed	Timely NOCs	Compliance
CA036 BATH IRON WORKS	10	10	100%	2	2	100%
Total	10	10	100% ▲	2	2	100% ▲
BATH IRON WORKS Group Total	10	10	100% ▲	2	2	100% ▲
BROADSPIRE SERVICES	MOPs Filed	Timely MOPs	Compliance	NOCs Filed	Timely NOCs	Compliance
CA040 BROADSPIRE SERVICES	7	7	100%	4	4	100%
Total	7	7	100% ▲	4	4	100% ▲
BROADSPIRE SERVICES Group Total	7	7	100% ▲	4	4	100% ▲
CANNON COCHRAN MANAGEMENT SERVICES	MOPs Filed	Timely MOPs	Compliance	NOCs Filed	Timely NOCs	Compliance
CA070 CANNON COCHRAN MANAGEMENT SERVICES	12	11	92%	13	9	69%
Total	12	11	92% ▲	13	9	69% ▼
CANNON COCHRAN MANAGEMENT SERVICES Group Total	12	11	92% ▲	13	9	69% ▼

INSURANCE GROUP COMPLIANCE
Initial MOP and Initial Indemnity NOC Filings
Fourth Quarter
10/1/2018 - 12/31/2018

Insurance Company	Total Initial MOPs Filed	Initial MOPs Filed Timely	Compliance Percentage	Total Initial Indemnity NOCs Filed	Initial Indemnity NOCs Filed Timely	Compliance Percentage
CHUBB INSURANCE	MOPs Filed	Timely MOPs	Compliance	NOCs Filed	Timely NOCs	Compliance
ACE AMERICAN INSURANCE COMPANY	*	*	*	*	*	*
ACE INSURANCE	*	*	*	*	*	*
CA046 CHUBB INSURANCE	*	*	*	*	*	*
CA090 FEDERAL INSURANCE	*	*	*	*	*	*
INDEMNITY INS CO OF NORTH AMERICA	*	*	*	*	*	*
PACIFIC INDEMNITY CO	*	*	*	*	*	*
Total	*	*	*	*	*	*
CHUBB INSURANCE TPA Administered Claims						
CA040 BROADSPIRE SERVICES	3	3	100%	1	1	100%
CA070 CANNON COCHRAN MANAGEMENT SERVICES	1	1	100%	No Filings	No Filings	No Filings
CA110 CONSTITUTION STATE SERVICES	6	4	67%	3	3	100%
CA116 CORVEL ENTERPRISE COMP	1	0	0%	2	0	0%
CA117 COTTINGHAM & BUTLER CLAIMS SERVICES	1	0	0%	No Filings	No Filings	No Filings
CA160 ESIS	6	5	83%	5	5	100%
CA190 GALLAGHER BASSETT SERVICES	10	8	80%	1	1	100%
CA204 HELMSMAN MANAGEMENT SERVICES	*	*	*	*	*	*
CA300 SEDGWICK CLAIMS MANAGEMENT SERVICES	19	19	100%	12	12	100%
CA340 YORK RISK SERVICES	1	1	100%	2	2	100%
TPA Total	48	41	85% ▲	26	24	92% ▲
CHUBB INSURANCE Group Total	48	41	85% ▲	26	24	92% ▲
CIANBRO CORPORATION	MOPs Filed	Timely MOPs	Compliance	NOCs Filed	Timely NOCs	Compliance
CA085 CIANBRO CORPORATION	1	1	100%	1	1	100%
Total	1	1	100% ▲	1	1	100% ▲
CIANBRO CORPORATION Group Total	1	1	100% ▲	1	1	100% ▲
CLAIMS MANAGEMENT (WALMART)	MOPs Filed	Timely MOPs	Compliance	NOCs Filed	Timely NOCs	Compliance
CA100 CLAIMS MANAGEMENT (WALMART)	4	4	100%	11	9	82%
Total	4	4	100% ▲	11	9	82% ▼
CLAIMS MANAGEMENT (WALMART) Group Total	4	4	100% ▲	11	9	82% ▼
CNA INSURANCE	MOPs Filed	Timely MOPs	Compliance	NOCs Filed	Timely NOCs	Compliance
CA017 AMERICAN CASUALTY COMPANY OF READING PA	*	*	*	*	*	*
CA083 CNA CLAIMS PLUS	*	*	*	*	*	*
CA050 CONTINENTAL CASUALTY	No Filings	No Filings	No Filings	No Filings	No Filings	No Filings
Total	No Filings	No Filings	No Filings	No Filings	No Filings	No Filings
CNA INSURANCE Group Total	No Filings	No Filings	No Filings	No Filings	No Filings	No Filings

Maine Workers' Compensation Board

Initial MOP Filing Benchmark: 85%

Initial Indemnity NOC Benchmark: 90%

* Indicates no claims activity

▲ Indicates benchmark met or exceeded

▼ Indicates benchmark not met

INSURANCE GROUP COMPLIANCE
Initial MOP and Initial Indemnity NOC Filings
Fourth Quarter
10/1/2018 - 12/31/2018

Insurance Company	Total Initial MOPs Filed	Initial MOPs Filed Timely	Compliance Percentage	Total Initial Indemnity NOCs Filed	Initial Indemnity NOCs Filed Timely	Compliance Percentage
CONSTITUTION STATE SERVICES	MOPs Filed	Timely MOPs	Compliance	NOCs Filed	Timely NOCs	Compliance
CA110 CONSTITUTION STATE SERVICES	6	4	67%	3	3	100%
Total	6	4	67% ▼	3	3	100% ▲
CONSTITUTION STATE SERVICES Group Total	6	4	67% ▼	3	3	100% ▲
CORVEL ENTERPRISE COMP	MOPs Filed	Timely MOPs	Compliance	NOCs Filed	Timely NOCs	Compliance
CA116 CORVEL ENTERPRISE COMP	8	5	63%	2	0	0%
Total	8	5	63% ▼	2	0	0% ▼
CORVEL ENTERPRISE COMP Group Total	8	5	63% ▼	2	0	0% ▼
COTTINGHAM & BUTLER CLAIMS SERVICES	MOPs Filed	Timely MOPs	Compliance	NOCs Filed	Timely NOCs	Compliance
CA117 COTTINGHAM & BUTLER CLAIMS SERVICES	2	1	50%	3	1	33%
Total	2	1	50% ▼	3	1	33% ▼
COTTINGHAM & BUTLER CLAIMS SERVICES Group Total	2	1	50% ▼	3	1	33% ▼
CROSS INSURANCE	MOPs Filed	Timely MOPs	Compliance	NOCs Filed	Timely NOCs	Compliance
CA093 CROSS INSURANCE	29	29	100%	62	60	97%
Total	29	29	100% ▲	62	60	97% ▲
CROSS INSURANCE Group Total	29	29	100% ▲	62	60	97% ▲
EASTERN ALLIANCE INSURANCE	MOPs Filed	Timely MOPs	Compliance	NOCs Filed	Timely NOCs	Compliance
CA141 EASTERN ALLIANCE INSURANCE	30	27	90%	7	7	100%
Total	30	27	90% ▲	7	7	100% ▲
EASTERN ALLIANCE INSURANCE Group Total	30	27	90% ▲	7	7	100% ▲
ELECTRIC INSURANCE	MOPs Filed	Timely MOPs	Compliance	NOCs Filed	Timely NOCs	Compliance
CA150 ELECTRIC INSURANCE	*	*	*	*	*	*
Total	*	*	*	*	*	*
ELECTRIC INSURANCE TPA Administered Claims						
CA300 SEDGWICK CLAIMS MANAGEMENT SERVICES	1	1	100%	No Filings	No Filings	No Filings
TPA Total	1	1	100% ▲	No Filings	No Filings	No Filings
ELECTRIC INSURANCE Group Total	1	1	100% ▲	No Filings	No Filings	No Filings
ESIS	MOPs Filed	Timely MOPs	Compliance	NOCs Filed	Timely NOCs	Compliance
CA160 ESIS	9	8	89%	9	8	89%
Total	9	8	89% ▲	9	8	89% ▼
ESIS Group Total	9	8	89% ▲	9	8	89% ▼

INSURANCE GROUP COMPLIANCE
Initial MOP and Initial Indemnity NOC Filings
Fourth Quarter
10/1/2018 - 12/31/2018

Insurance Company	Total Initial MOPs Filed	Initial MOPs Filed Timely	Compliance Percentage	Total Initial Indemnity NOCs Filed	Initial Indemnity NOCs Filed Timely	Compliance Percentage
FEDERATED MUTUAL INSURANCE	MOPs Filed	Timely MOPs	Compliance	NOCs Filed	Timely NOCs	Compliance
CA091 FEDERATED MUTUAL INSURANCE	1	0	0%	1	1	100%
CA092 FEDERATED SERVICE INSURANCE	1	0	0%	No Filings	No Filings	No Filings
Total	2	0	0% ▼	1	1	100% ▲
FEDERATED MUTUAL INSURANCE Group Total	2	0	0% ▼	1	1	100% ▲
FUTURECOMP	MOPs Filed	Timely MOPs	Compliance	NOCs Filed	Timely NOCs	Compliance
CA175 FUTURECOMP	12	9	75%	13	12	92%
Total	12	9	75% ▼	13	12	92% ▲
FUTURECOMP Group Total	12	9	75% ▼	13	12	92% ▲
GALLAGHER BASSETT SERVICES	MOPs Filed	Timely MOPs	Compliance	NOCs Filed	Timely NOCs	Compliance
CA190 GALLAGHER BASSETT SERVICES	39	29	74%	8	6	75%
Total	39	29	74% ▼	8	6	75% ▼
GALLAGHER BASSETT SERVICES Group Total	39	29	74% ▼	8	6	75% ▼
GREAT FALLS INSURANCE	MOPs Filed	Timely MOPs	Compliance	NOCs Filed	Timely NOCs	Compliance
GREAT FALLS INSURANCE	*	*	*	*	*	*
Total	*	*	*	*	*	*
GREAT FALLS INSURANCE TPA Administered Claims						
CA070 CANNON COCHRAN MANAGEMENT SERVICES	1	1	100%	1	1	100%
TPA Total	1	1	100% ▲	1	1	100% ▲
GREAT FALLS INSURANCE Group Total	1	1	100% ▲	1	1	100% ▲
GUARD INSURANCE	MOPs Filed	Timely MOPs	Compliance	NOCs Filed	Timely NOCs	Compliance
CA019 AMGUARD INSURANCE	1	1	100%	No Filings	No Filings	No Filings
CA140 EASTGUARD INSURANCE	No Filings	No Filings	No Filings	No Filings	No Filings	No Filings
CA272 NORGUARD INSURANCE	1	1	100%	No Filings	No Filings	No Filings
Total	2	2	100% ▲	No Filings	No Filings	No Filings
GUARD INSURANCE TPA Administered Claims						
CA190 GALLAGHER BASSETT SERVICES	5	4	80%	No Filings	No Filings	No Filings
TPA Total	5	4	80% ▼	No Filings	No Filings	No Filings
GUARD INSURANCE Group Total	7	6	86% ▲	No Filings	No Filings	No Filings
HANNAFORD BROTHERS	MOPs Filed	Timely MOPs	Compliance	NOCs Filed	Timely NOCs	Compliance
CA201 HANNAFORD BROTHERS	22	10	45%	11	7	64%
Total	22	10	45% ▼	11	7	64% ▼
HANNAFORD BROTHERS Group Total	22	10	45% ▼	11	7	64% ▼

Maine Workers' Compensation Board

Initial MOP Filing Benchmark: 85%

Initial Indemnity NOC Benchmark: 90%

* Indicates no claims activity

▲ Indicates benchmark met or exceeded

▼ Indicates benchmark not met

INSURANCE GROUP COMPLIANCE
Initial MOP and Initial Indemnity NOC Filings
Fourth Quarter
10/1/2018 - 12/31/2018

Insurance Company	Total Initial MOPs Filed	Initial MOPs Filed Timely	Compliance Percentage		Total Initial Indemnity NOCs Filed	Initial Indemnity NOCs Filed Timely	Compliance Percentage	
HANOVER INSURANCE	MOPs Filed	Timely MOPs	Compliance		NOCs Filed	Timely NOCs	Compliance	
CA428 ALLMERICA FINANCIAL BENEFIT INSURANCE	No Filings	No Filings	No Filings		No Filings	No Filings	No Filings	
CA048 CITIZENS INSURANCE COMPANY OF AMERICA	1	1	100%		1	1	100%	
CA429 HANOVER AMERICAN INSURANCE	1	1	100%		No Filings	No Filings	No Filings	
CA202 HANOVER INSURANCE	2	2	100%		2	2	100%	
CA228 MASSACHUSETTS BAY INSURANCE	No Filings	No Filings	No Filings		1	1	100%	
Total	4	4	100%	▲	4	4	100%	▲
HANOVER INSURANCE Group Total	4	4	100%	▲	4	4	100%	▲
HARTFORD INSURANCE	MOPs Filed	Timely MOPs	Compliance		NOCs Filed	Timely NOCs	Compliance	
CA188 HARTFORD ACCIDENT & INDEMNITY	No Filings	No Filings	No Filings		No Filings	No Filings	No Filings	
CA185 HARTFORD CASUALTY INSURANCE	4	2	50%		1	1	100%	
CA203 HARTFORD FIRE INSURANCE	No Filings	No Filings	No Filings		1	1	100%	
CA186 HARTFORD INSURANCE COMPANY OF THE MIDWEST	1	1	100%		No Filings	No Filings	No Filings	
CA187 HARTFORD UNDERWRITERS INSURANCE	1	1	100%		2	2	100%	
CA288 PROPERTY & CASUALTY INSURANCE COMPANY OF HARTFORD	10	9	90%		1	1	100%	
CA296 SENTINEL INSURANCE	1	1	100%		No Filings	No Filings	No Filings	
CA319 TRUMBULL INSURANCE	1	1	100%		1	1	100%	
CA321 TWIN CITY FIRE INSURANCE	*	*	*		*	*	*	
Total	18	15	83%	▼	6	6	100%	▲
HARTFORD INSURANCE TPA Administered Claims								
CA070 CANNON COCHRAN MANAGEMENT SERVICES	No Filings	No Filings	No Filings		2	2	100%	
CA116 CORVEL ENTERPRISE COMP	1	1	100%		No Filings	No Filings	No Filings	
CA300 SEDGWICK CLAIMS MANAGEMENT SERVICES	2	2	100%		No Filings	No Filings	No Filings	
TPA Total	3	3	100%	▲	2	2	100%	▲
HARTFORD INSURANCE Group Total	21	18	86%	▲	8	8	100%	▲
HELMSMAN MANAGEMENT SERVICES	MOPs Filed	Timely MOPs	Compliance		NOCs Filed	Timely NOCs	Compliance	
CA204 HELMSMAN MANAGEMENT SERVICES	6	5	83%		1	1	100%	
Total	6	5	83%	▼	1	1	100%	▲
HELMSMAN MANAGEMENT SERVICES Group Total	6	5	83%	▼	1	1	100%	▲

INSURANCE GROUP COMPLIANCE
Initial MOP and Initial Indemnity NOC Filings
Fourth Quarter
10/1/2018 - 12/31/2018

Insurance Company	Total Initial MOPs Filed	Initial MOPs Filed Timely	Compliance Percentage	Total Initial Indemnity NOCs Filed	Initial Indemnity NOCs Filed Timely	Compliance Percentage
LIBERTY MUTUAL INSURANCE	MOPs Filed	Timely MOPs	Compliance	NOCs Filed	Timely NOCs	Compliance
CA003 AMERICAN FIRE & CASUALTY INSURANCE	5	4	80%	1	1	100%
CA380 EMPLOYERS INSURANCE OF WAUSAU	No Filings	No Filings	No Filings	No Filings	No Filings	No Filings
CA162 EXCELSIOR INSURANCE	*	*	*	*	*	*
CA210 LIBERTY MUTUAL INSURANCE	17	15	88%	15	15	100%
CA406 OHIO CASUALTY INSURANCE	1	1	100%	No Filings	No Filings	No Filings
CA407 OHIO SECURITY INSURANCE	2	2	100%	4	4	100%
CA283 PEERLESS INDEMNITY INSURANCE	*	*	*	*	*	*
CA275 PEERLESS INSURANCE	1	0	0%	No Filings	No Filings	No Filings
CA309 THE NETHERLANDS INSURANCE	*	*	*	*	*	*
CA408 WEST AMERICAN INSURANCE	1	0	0%	No Filings	No Filings	No Filings
Total	27	22	81% ▼	20	20	100% ▲
LIBERTY MUTUAL INSURANCE Group Total	27	22	81% ▼	20	20	100% ▲
MAINE AUTOMOBILE DEALERS ASSOCIATION	MOPs Filed	Timely MOPs	Compliance	NOCs Filed	Timely NOCs	Compliance
CA220 MAINE AUTOMOBILE DEALERS ASSOCIATION	16	16	100%	5	5	100%
Total	16	16	100% ▲	5	5	100% ▲
MAINE AUTOMOBILE DEALERS ASSOCIATION Group Total	16	16	100% ▲	5	5	100% ▲
MAINE EMPLOYERS' MUTUAL INSURANCE	MOPs Filed	Timely MOPs	Compliance	NOCs Filed	Timely NOCs	Compliance
CA260 MAINE EMPLOYERS' MUTUAL INSURANCE	295	256	87%	272	262	96%
Total	295	256	87% ▲	272	262	96% ▲
MAINE EMPLOYERS' MUTUAL INSURANCE TPA Administered Claims						
CA070 CANNON COCHRAN MANAGEMENT SERVICES	No Filings	No Filings	No Filings	1	1	100%
TPA Total	No Filings	No Filings	No Filings	1	1	100% ▲
MAINE EMPLOYERS' MUTUAL INSURANCE Group Total	295	256	87% ▲	273	263	96% ▲
MAINE HEALTHCARE ASSOCIATION	MOPs Filed	Timely MOPs	Compliance	NOCs Filed	Timely NOCs	Compliance
CA234 MAINE HEALTHCARE ASSOCIATION	5	3	60%	2	2	100%
Total	5	3	60% ▼	2	2	100% ▲
MAINE HEALTHCARE ASSOCIATION Group Total	5	3	60% ▼	2	2	100% ▲
MAINE MOTOR TRANSPORT ASSOCIATION	MOPs Filed	Timely MOPs	Compliance	NOCs Filed	Timely NOCs	Compliance
CA230 MAINE MOTOR TRANSPORT ASSOCIATION	4	4	100%	3	3	100%
Total	4	4	100% ▲	3	3	100% ▲
MAINE MOTOR TRANSPORT ASSOCIATION Group Total	4	4	100% ▲	3	3	100% ▲
MAINE MUNICIPAL ASSOCIATION	MOPs Filed	Timely MOPs	Compliance	NOCs Filed	Timely NOCs	Compliance
CA225 MAINE MUNICIPAL ASSOCIATION	44	40	91%	50	49	98%
Total	44	40	91% ▲	50	49	98% ▲
MAINE MUNICIPAL ASSOCIATION Group Total	44	40	91% ▲	50	49	98% ▲

Maine Workers' Compensation Board
 Initial MOP Filing Benchmark: 85%
 Initial Indemnity NOC Benchmark: 90%

* Indicates no claims activity
 ▲ Indicates benchmark met or exceeded
 ▼ Indicates benchmark not met

INSURANCE GROUP COMPLIANCE
Initial MOP and Initial Indemnity NOC Filings
Fourth Quarter
10/1/2018 - 12/31/2018

Insurance Company	Total Initial MOPs Filed	Initial MOPs Filed Timely	Compliance Percentage	Total Initial Indemnity NOCs Filed	Initial Indemnity NOCs Filed Timely	Compliance Percentage
MAINE SCHOOL MANAGEMENT ASSOCIATION CA250 MAINE SCHOOL MANAGEMENT ASSOCIATION	MOPs Filed 26	Timely MOPs 26	Compliance 100%	NOCs Filed 10	Timely NOCs 10	Compliance 100%
Total	26	26	100% ▲	10	10	100% ▲
MAINE SCHOOL MANAGEMENT ASSOCIATION Group Total	26	26	100% ▲	10	10	100% ▲
MEADOWBROOK INSURANCE CA255 MEADOWBROOK INSURANCE	MOPs Filed No Filings	Timely MOPs No Filings	Compliance No Filings	NOCs Filed No Filings	Timely NOCs No Filings	Compliance No Filings
Total	No Filings	No Filings	No Filings	No Filings	No Filings	No Filings
MEADOWBROOK INSURANCE Group Total	No Filings	No Filings	No Filings	No Filings	No Filings	No Filings
NATIONAL INTERSTATE INSURANCE CA267 NATIONAL INTERSTATE INSURANCE COMPANY	MOPs Filed 1	Timely MOPs 1	Compliance 100%	NOCs Filed No Filings	Timely NOCs No Filings	Compliance No Filings
Total	1	1	100% ▲	No Filings	No Filings	No Filings
NATIONAL INTERSTATE INSURANCE Group Total	1	1	100% ▲	No Filings	No Filings	No Filings
NGM INSURANCE CA265 NGM INSURANCE	MOPs Filed 1	Timely MOPs 0	Compliance 0%	NOCs Filed No Filings	Timely NOCs No Filings	Compliance No Filings
Total	1	0	0% ▼	No Filings	No Filings	No Filings
NGM INSURANCE Group Total	1	0	0% ▼	No Filings	No Filings	No Filings
OLD REPUBLIC INSURANCE OLD REPUBLIC GENERAL INSURANCE CORP. OLD REPUBLIC INSURANCE	MOPs Filed * *	Timely MOPs * *	Compliance * *	NOCs Filed * *	Timely NOCs * *	Compliance * *
Total	*	*	*	*	*	*
OLD REPUBLIC INSURANCE TPA Administered Claims CA070 CANNON COCHRAN MANAGEMENT SERVICES CA110 CONSTITUTION STATE SERVICES CA116 CORVEL ENTERPRISE COMP CA160 ESIS CA190 GALLAGHER BASSETT SERVICES CA204 HELMSMAN MANAGEMENT SERVICES CA295 RYDER SERVICES CA300 SEDGWICK CLAIMS MANAGEMENT SERVICES CA323 THE AMERICAN EQUITY UNDERWRITERS CA280 TRISTAR RISK ENTERPRISE MANAGEMENT	3 * * 1 1 * * * 4 * *	3 * * 1 1 * * * 4 * *	100% * * 100% 100% * * * 100% * *	1 * * No Filings No Filings * * * 2 * *	1 * * No Filings No Filings * * * 2 * *	100% * * No Filings No Filings * * * 100% * *
TPA Total	9	9	100% ▲	3	3	100% ▲
OLD REPUBLIC INSURANCE Group Total	9	9	100% ▲	3	3	100% ▲

INSURANCE GROUP COMPLIANCE
Initial MOP and Initial Indemnity NOC Filings
Fourth Quarter
10/1/2018 - 12/31/2018

Insurance Company	Total Initial MOPs Filed	Initial MOPs Filed Timely	Compliance Percentage	Total Initial Indemnity NOCs Filed	Initial Indemnity NOCs Filed Timely	Compliance Percentage
PENNSYLVANIA MFG ASSN	MOPs Filed	Timely MOPs	Compliance	NOCs Filed	Timely NOCs	Compliance
MANUFACTURERS ALLIANCE INSURANCE	*	*	*	*	*	*
PENNSYLVANIA MFG ASSN	*	*	*	*	*	*
PENNSYLVANIA MFG INDEMNITY CO	*	*	*	*	*	*
Total	*	*	*	*	*	*
PENNSYLVANIA MFG ASSN TPA Administered Claims						
CA190 GALLAGHER BASSETT SERVICES	6	2	33%	3	2	67%
TPA Total	6	2	33% ▼	3	2	67% ▼
PENNSYLVANIA MFG ASSN Group Total	6	2	33% ▼	3	2	67% ▼
PROTECTIVE INSURANCE	MOPs Filed	Timely MOPs	Compliance	NOCs Filed	Timely NOCs	Compliance
CA277 PROTECTIVE INSURANCE COMPANY	*	*	*	*	*	*
Total	*	*	*	*	*	*
PROTECTIVE INSURANCE TPA Administered Claims						
CA340 YORK RISK SERVICES	1	0	0%	No Filings	No Filings	No Filings
TPA Total	1	0	0% ▼	No Filings	No Filings	No Filings
PROTECTIVE INSURANCE Group Total	1	0	0% ▼	No Filings	No Filings	No Filings
QBE INSURANCE GROUP	MOPs Filed	Timely MOPs	Compliance	NOCs Filed	Timely NOCs	Compliance
QBE INSURANCE GROUP	*	*	*	*	*	*
Total	*	*	*	*	*	*
QBE INSURANCE GROUP TPA Administered Claims						
CA300 SEDGWICK CLAIMS MANAGEMENT SERVICES	1	1	100%	2	2	100%
TPA Total	1	1	100% ▲	2	2	100% ▲
QBE INSURANCE GROUP Group Total	1	1	100% ▲	2	2	100% ▲
SAFETY NATIONAL CASUALTY CORP	MOPs Filed	Timely MOPs	Compliance	NOCs Filed	Timely NOCs	Compliance
SAFETY NATIONAL CASUALTY CORP	*	*	*	*	*	*
Total	*	*	*	*	*	*
SAFETY NATIONAL CASUALTY CORP TPA Administered Claims						
CA040 BROADSPIRE SERVICES	1	1	100%	1	1	100%
CA070 CANNON COCHRAN MANAGEMENT SERVICES	No Filings	No Filings	No Filings	1	1	100%
CA116 CORVEL ENTERPRISE COMP	3	2	67%	No Filings	No Filings	No Filings
CA190 GALLAGHER BASSETT SERVICES	6	6	100%	No Filings	No Filings	No Filings
CA300 SEDGWICK CLAIMS MANAGEMENT SERVICES	4	4	100%	1	1	100%
TPA Total	14	13	93% ▲	3	3	100% ▲
SAFETY NATIONAL CASUALTY CORP Group Total	14	13	93% ▲	3	3	100% ▲

Maine Workers' Compensation Board

Initial MOP Filing Benchmark: 85%

Initial Indemnity NOC Benchmark: 90%

* Indicates no claims activity

▲ Indicates benchmark met or exceeded

▼ Indicates benchmark not met

INSURANCE GROUP COMPLIANCE
Initial MOP and Initial Indemnity NOC Filings
Fourth Quarter
10/1/2018 - 12/31/2018

Insurance Company	Total Initial MOPs Filed	Initial MOPs Filed Timely	Compliance Percentage		Total Initial Indemnity NOCs Filed	Initial Indemnity NOCs Filed Timely	Compliance Percentage	
SEDGWICK CLAIMS MANAGEMENT SERVICES CA300 SEDGWICK CLAIMS MANAGEMENT SERVICES	MOPs Filed 41	Timely MOPs 40	Compliance 98%		NOCs Filed 29	Timely NOCs 29	Compliance 100%	
Total	41	40	98%	▲	29	29	100%	▲
SEDGWICK CLAIMS MANAGEMENT SERVICES Group Total	41	40	98%	▲	29	29	100%	▲
SENTRY INSURANCE CA402 SENTRY CASUALTY CA305 SENTRY INSURANCE CA308 SENTRY SELECT INSURANCE	MOPs Filed 15 No Filings *	Timely MOPs 10 No Filings *	Compliance 67% No Filings *		NOCs Filed No Filings No Filings *	Timely NOCs No Filings No Filings *	Compliance No Filings No Filings *	
Total	15	10	67%	▼	No Filings	No Filings	No Filings	
SENTRY INSURANCE Group Total	15	10	67%	▼	No Filings	No Filings	No Filings	
SOMPO JAPAN INSURANCE SOMPO JAPAN INSURANCE COMPANY OF AMERICA	MOPs Filed *	Timely MOPs *	Compliance *		NOCs Filed *	Timely NOCs *	Compliance *	
Total	*	*	*		*	*	*	
SOMPO JAPAN INSURANCE TPA Administered Claims CA040 BROADSPIRE SERVICES	1	1	100%		No Filings	No Filings	No Filings	
TPA Total	1	1	100%	▲	No Filings	No Filings	No Filings	
SOMPO JAPAN INSURANCE Group Total	1	1	100%	▲	No Filings	No Filings	No Filings	
STARR INDEMNITY INSURANCE STARR INDEMNITY INSURANCE	MOPs Filed *	Timely MOPs *	Compliance *		NOCs Filed *	Timely NOCs *	Compliance *	
Total	*	*	*		*	*	*	
STARR INDEMNITY INSURANCE TPA Administered Claims CA160 ESIS CA190 GALLAGHER BASSETT SERVICES	No Filings No Filings	No Filings No Filings	No Filings No Filings		2 No Filings	2 No Filings	100% No Filings	
TPA Total	No Filings	No Filings	No Filings		2	2	100%	▲
STARR INDEMNITY INSURANCE Group Total	No Filings	No Filings	No Filings		2	2	100%	▲
STATE OF MAINE WORKERS' COMPENSATION TRUST CA307 STATE OF MAINE WORKERS' COMPENSATION TRUST	MOPs Filed 29	Timely MOPs 22	Compliance 76%		NOCs Filed 22	Timely NOCs 21	Compliance 95%	
Total	29	22	76%	▼	22	21	95%	▲
STATE OF MAINE WORKERS' COMPENSATION TRUST Group Total	29	22	76%	▼	22	21	95%	▲
SYNERNET CA320 SYNERNET	MOPs Filed 20	Timely MOPs 16	Compliance 80%		NOCs Filed 37	Timely NOCs 34	Compliance 92%	
Total	20	16	80%	▼	37	34	92%	▲
SYNERNET Group Total	20	16	80%	▼	37	34	92%	▲

INSURANCE GROUP COMPLIANCE
Initial MOP and Initial Indemnity NOC Filings
Fourth Quarter
10/1/2018 - 12/31/2018

Insurance Company	Total Initial MOPs Filed	Initial MOPs Filed Timely	Compliance Percentage	Total Initial Indemnity NOCs Filed	Initial Indemnity NOCs Filed Timely	Compliance Percentage
T.H.E. INSURANCE	MOPs Filed	Timely MOPs	Compliance	NOCs Filed	Timely NOCs	Compliance
CA317 T.H.E. INSURANCE	No Filings	No Filings	No Filings	No Filings	No Filings	No Filings
Total	No Filings	No Filings	No Filings	No Filings	No Filings	No Filings
T.H.E. INSURANCE Group Total	No Filings	No Filings	No Filings	No Filings	No Filings	No Filings
THE AMERICAN EQUITY UNDERWRITERS	MOPs Filed	Timely MOPs	Compliance	NOCs Filed	Timely NOCs	Compliance
CA323 THE AMERICAN EQUITY UNDERWRITERS	1	0	0%	No Filings	No Filings	No Filings
Total	1	0	0% ▼	No Filings	No Filings	No Filings
THE AMERICAN EQUITY UNDERWRITERS Group Total	1	0	0% ▼	No Filings	No Filings	No Filings
TRAVELERS INSURANCE	MOPs Filed	Timely MOPs	Compliance	NOCs Filed	Timely NOCs	Compliance
CA072 CHARTER OAK FIRE INSURANCE	8	2	25%	5	3	60%
CA164 FARMINGTON CASUALTY	*	*	*	*	*	*
CA284 PHOENIX INSURANCE	No Filings	No Filings	No Filings	No Filings	No Filings	No Filings
CA303 ST PAUL FIRE & MARINE INSURANCE	*	*	*	*	*	*
CA306 STANDARD FIRE INSURANCE	No Filings	No Filings	No Filings	No Filings	No Filings	No Filings
CA347 TRAVELERS CASUALTY & SURETY	3	3	100%	No Filings	No Filings	No Filings
CA348 TRAVELERS CASUALTY INSURANCE COMPANY OF AMERICA	1	0	0%	No Filings	No Filings	No Filings
CA349 TRAVELERS COMMERCIAL CASUALTY	1	1	100%	1	1	100%
CA343 TRAVELERS INDEMNITY COMPANY	1	0	0%	No Filings	No Filings	No Filings
CA346 TRAVELERS INDEMNITY COMPANY OF AMERICA	No Filings	No Filings	No Filings	1	1	100%
CA345 TRAVELERS PROPERTY CASUALTY INSURANCE	*	*	*	*	*	*
Total	14	6	43% ▼	7	5	71% ▼
TRAVELERS INSURANCE TPA Administered Claims						
CA040 BROADSPIRE SERVICES	1	1	100%	No Filings	No Filings	No Filings
CA190 GALLAGHER BASSETT SERVICES	1	1	100%	1	1	100%
CA300 SEDGWICK CLAIMS MANAGEMENT SERVICES	1	1	100%	1	1	100%
TPA Total	3	3	100% ▲	2	2	100% ▲
TRAVELERS INSURANCE Group Total	17	9	53% ▼	9	7	78% ▼
TYSON FOODS INC	MOPs Filed	Timely MOPs	Compliance	NOCs Filed	Timely NOCs	Compliance
CA435 TYSON FOODS INC	1	0	0%	No Filings	No Filings	No Filings
Total	1	0	0% ▼	No Filings	No Filings	No Filings
TYSON FOODS INC Group Total	1	0	0% ▼	No Filings	No Filings	No Filings
UTICA MUTUAL INSURANCE	MOPs Filed	Timely MOPs	Compliance	NOCs Filed	Timely NOCs	Compliance
CA324 UTICA MUTUAL INSURANCE	1	0	0%	No Filings	No Filings	No Filings
Total	1	0	0% ▼	No Filings	No Filings	No Filings
UTICA MUTUAL INSURANCE Group Total	1	0	0% ▼	No Filings	No Filings	No Filings

INSURANCE GROUP COMPLIANCE
Initial MOP and Initial Indemnity NOC Filings
Fourth Quarter
10/1/2018 - 12/31/2018

Insurance Company	Total Initial MOPs Filed	Initial MOPs Filed Timely	Compliance Percentage	Total Initial Indemnity NOCs Filed	Initial Indemnity NOCs Filed Timely	Compliance Percentage
XL INSURANCE	MOPs Filed	Timely MOPs	Compliance	NOCs Filed	Timely NOCs	Compliance
CA384 XL INSURANCE	*	*	*	*	*	*
Total	*	*	*	*	*	*
XL INSURANCE TPA Administered Claims						
CA040 BROADSPIRE SERVICES	1	1	100%	No Filings	No Filings	No Filings
CA116 CORVEL ENTERPRISE COMP	2	2	100%	No Filings	No Filings	No Filings
CA117 COTTINGHAM & BUTLER CLAIMS SERVICES	No Filings	No Filings	No Filings	1	1	100%
CA190 GALLAGHER BASSETT SERVICES	3	1	33%	2	2	100%
CA300 SEDGWICK CLAIMS MANAGEMENT SERVICES	1	1	100%	No Filings	No Filings	No Filings
CA317 T.H.E. INSURANCE	No Filings	No Filings	No Filings	No Filings	No Filings	No Filings
TPA Total	7	5	71% ▼	3	3	100% ▲
XL INSURANCE Group Total	7	5	71% ▼	3	3	100% ▲
YORK RISK SERVICES	MOPs Filed	Timely MOPs	Compliance	NOCs Filed	Timely NOCs	Compliance
CA340 YORK RISK SERVICES	3	2	67%	2	2	100%
Total	3	2	67% ▼	2	2	100% ▲
YORK RISK SERVICES Group Total	3	2	67% ▼	2	2	100% ▲
ZURICH INSURANCE	MOPs Filed	Timely MOPs	Compliance	NOCs Filed	Timely NOCs	Compliance
CA021 AMERICAN GUARANTEE & LIABILITY	*	*	*	*	*	*
CA022 AMERICAN ZURICH	No Filings	No Filings	No Filings	1	1	100%
CA400 ZURICH AMERICAN INSURANCE	4	4	100%	No Filings	No Filings	No Filings
CA404 ZURICH AMERICAN INSURANCE COMPANY OF ILLINOIS	No Filings	No Filings	No Filings	No Filings	No Filings	No Filings
Total	4	4	100% ▲	1	1	100% ▲
ZURICH INSURANCE TPA Administered Claims						
CA116 CORVEL ENTERPRISE COMP	1	0	0%	No Filings	No Filings	No Filings
CA160 ESIS	1	1	100%	No Filings	No Filings	No Filings
CA190 GALLAGHER BASSETT SERVICES	4	4	100%	No Filings	No Filings	No Filings
CA204 HELMSMAN MANAGEMENT SERVICES	1	1	100%	No Filings	No Filings	No Filings
CA300 SEDGWICK CLAIMS MANAGEMENT SERVICES	2	2	100%	2	2	100%
TPA Total	9	8	89% ▲	2	2	100% ▲
ZURICH INSURANCE Group Total	13	12	92% ▲	3	3	100% ▲

Maine Workers' Compensation Board

Initial MOP Filing Benchmark: 85%

Initial Indemnity NOC Benchmark: 90%

* Indicates no claims activity

▲ Indicates benchmark met or exceeded

▼ Indicates benchmark not met