

MAINE STATE LEGISLATURE

The following document is provided by the
LAW AND LEGISLATIVE DIGITAL LIBRARY
at the Maine State Law and Legislative Reference Library
<http://legislature.maine.gov/lawlib>



Reproduced from electronic originals
(may include minor formatting differences from printed original)



QUARTERLY COMPLIANCE REPORT

STATE OF MAINE
WORKERS' COMPENSATION BOARD

First Quarter 2018
January 1, 2018 - March 31, 2018

**Office of Monitoring, Audit &
Enforcement**

Paul H. Sighinolfi, Esq.
Executive Director/Chair

27 State House Station
Augusta, Maine 04333-0027
207.287.3751

**State of Maine
Workers' Compensation Board
Quarterly Compliance Report
First Quarter**

Table of Contents

1.	Executive Summary	Pages 1-2
2.	Lost Time First Report of Injury Filings	Page 3
3.	Initial Indemnity Payments	Page 4
4.	Initial Memorandum of Payment Filings	Page 5
5.	Initial Indemnity Notice of Controversy Filings	Page 6
6.	Wage Information	Page 7

Table of Charts

1.	Lost Time First Report of Injury Filings Timeliness Distribution	Page 3
2.	Lost Time First Report of Injury Filings Quarterly Compliance	Page 3
3.	Lost Time First Report of Injury Filings Compliance Trend	Page 3
4.	Initial Indemnity Payments Timeliness Distribution	Page 4
5.	Initial Indemnity Payments Quarterly Compliance	Page 4
6.	Initial Indemnity Payments Compliance Trend	Page 4
7.	Initial Memorandum of Payment Filings Timeliness Distribution	Page 5
8.	Initial Memorandum of Payment Filings Quarterly Compliance	Page 5
9.	Initial Memorandum of Payment Filings Compliance Trend	Page 5
10.	Initial Indemnity Notice of Controversy Filings Timeliness Distribution	Page 6
11.	Initial Indemnity Notice of Controversy Filings Quarterly Compliance	Page 6
12.	Initial Indemnity Notice of Controversy Filings Compliance Trend	Page 6
13.	Wage Statement Timeliness Distribution	Page 7
14.	Fringe Benefits Worksheet(s) Timeliness Distribution	Page 7

Appendices

A.	Insurance Group Compliance	Pages A1-A12
	Lost Time FROI Filings and Initial Indemnity Payments	
B.	Insurance Group Compliance	Pages B1-B12
	Initial MOP and Initial Indemnity NOC Filings	

Executive Summary

On July 10, 2018, the Maine Workers' Compensation Board of Directors approved the 2018 First Quarter (January 1, 2018 - March 31, 2018) Compliance Report. This report represents the efforts of the Office of Monitoring, Audit and Enforcement and insurers, self-insurers, and third-party administrators (collectively "insurers").

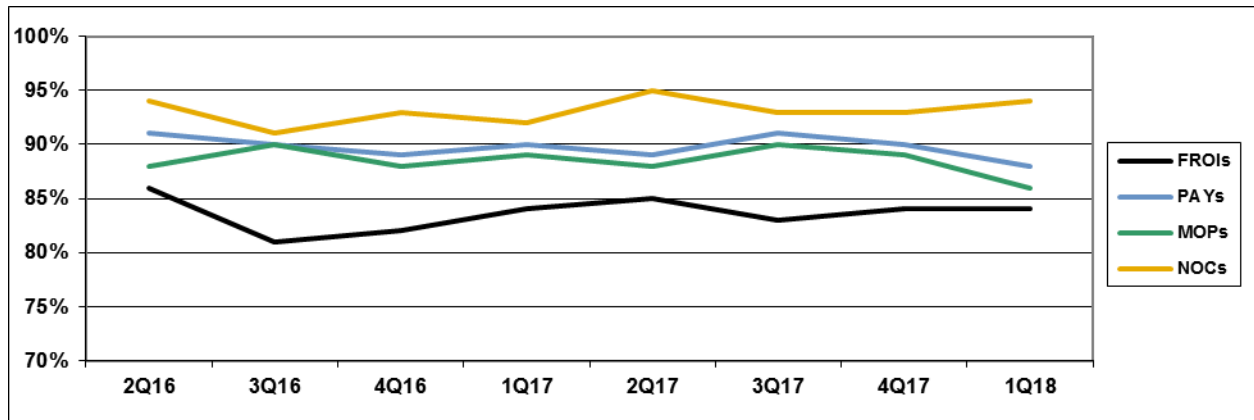
I. COMPLIANCE OVERVIEW

The Reconciliation Report was sent to 101 insurers on April 17, 2018; 64 responded, 30 were not required to respond and 9 did not respond.

The 1Q18 report represents results based upon data received by May 29, 2018. The results are:

	Number of Days	Benchmark	2Q16	3Q16	4Q16	1Q17	2Q17	3Q17	4Q17	1Q18
FROIs	7	85%	86%	81%	82%	84%	85%	83%	84%	84%
PAYs	14	87%	91%	90%	89%	90%	89%	91%	90%	88%
MOPs	17	85%	88%	90%	88%	89%	88%	90%	89%	86%
NOCs	14	90%	94%	91%	93%	92%	95%	93%	93%	94%

Compliance Benchmark Tracking



II. CAVEATS & EXPLANATIONS

A. General

- Question marks (“?”) within this report indicate that the insurer did not provide all of the data required to measure compliance in that particular area.

B. Lost Time First Report of Injury (FROI) Filings

- Compliance with this benchmark exists when the FROI is filed (accepted EDI transaction, with or without errors) within 7 days after the employer receives notice or knowledge of an employee injury that has caused the employee to lose a day’s work.

C. Initial Indemnity Payments (PAYs)

- Compliance with this benchmark exists when the check is mailed within the later of (i) 14 days after the employer’s notice or knowledge of incapacity or (ii) the first day of compensability plus 6 days.
- If an employer continues to pay the employee’s salary, payments are deemed timely for purposes of compliance if made consistent with the employer’s usual payroll practice.

D. Initial Memorandum of Payment (MOP) Filings

- Compliance with this benchmark exists when the MOP is received within 17 days of the employer’s notice or knowledge of incapacity.

E. Initial Indemnity Notice of Controversy (NOC) Filings

- Compliance with this benchmark exists when the NOC is filed (accepted EDI transaction, with or without errors) within 14 days after the employer receives notice or knowledge of the incapacity or death. Measurement excludes filings submitted with full denial reason codes 3A-3H (No Coverage).

III. COMPLETED AUDITS

The Board conducts compliance audits of insurers to ensure that all obligations under the Workers’ Compensation Act are met. The functions of the audit program include, but are not limited to: ensuring that all reporting requirements of the Board are met, auditing the timeliness of benefit payments, auditing the accuracy of indemnity payments, evaluating claims-handling techniques, and determining whether claims are unreasonably contested.

The following had an audit completed in the 1Q18:

Auditee (alpha order)	Total Penalties
American International Group, Inc.	\$7,500

LOST TIME FIRST REPORT OF INJURY FILINGS

Chart 1: Timeliness Distribution



Table 1: Received Within

0-7 Days	3,162	84%
8-14 Days	314	8%
15-29 Days	178	5%
30+ Days	114	3%
? Days	0	0%
Total	3,768	100%

*The percentages may not always add to 100% due to rounding

Chart 2: Quarterly Compliance

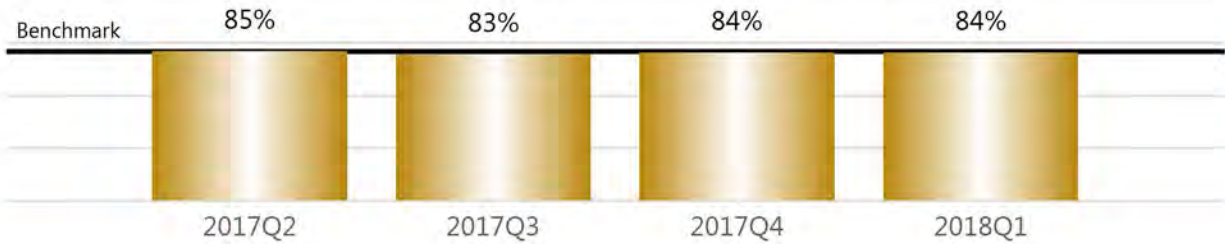
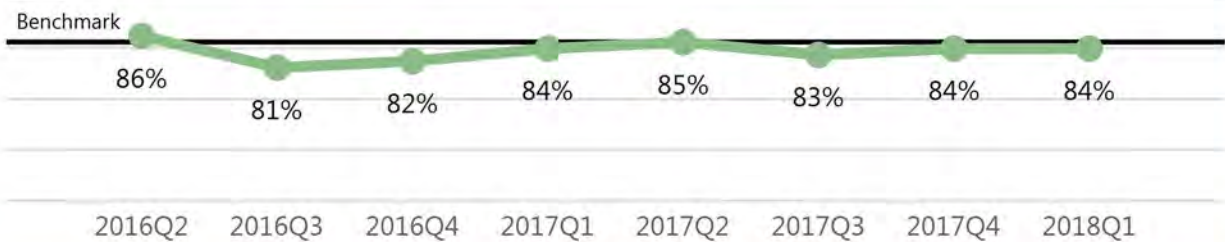


Chart 3: Compliance Trend



INITIAL INDEMNITY PAYMENTS

Chart 4: Timeliness Distribution

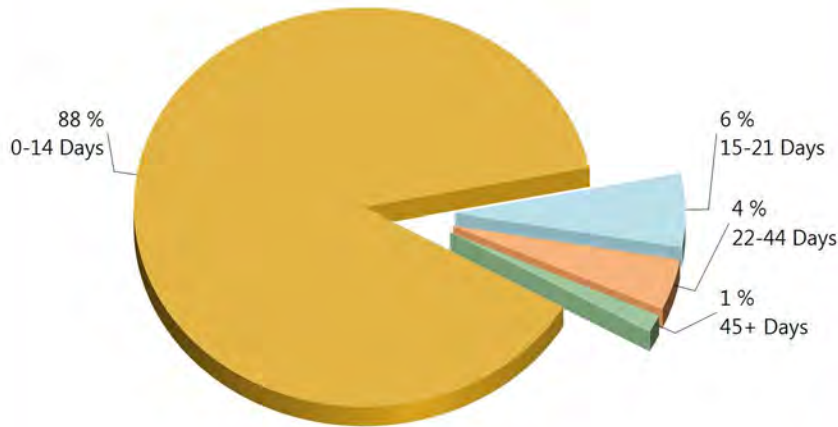


Table 2: Made Within

0-14 Days	914	88%
15-21 Days	61	6%
22-44 Days	43	4%
45+ Days	15	1%
? Days	0	0%
Total	1,033	100%

*The percentages may not always add to 100% due to rounding

Initial indemnity payments are monitored to ensure that payments are initiated within the time limits established in Section 205. As a result of these efforts, \$7,850 was issued to claimants in penalties and there is another \$15,700 in penalties awaiting resolution.

Chart 5: Quarterly Compliance

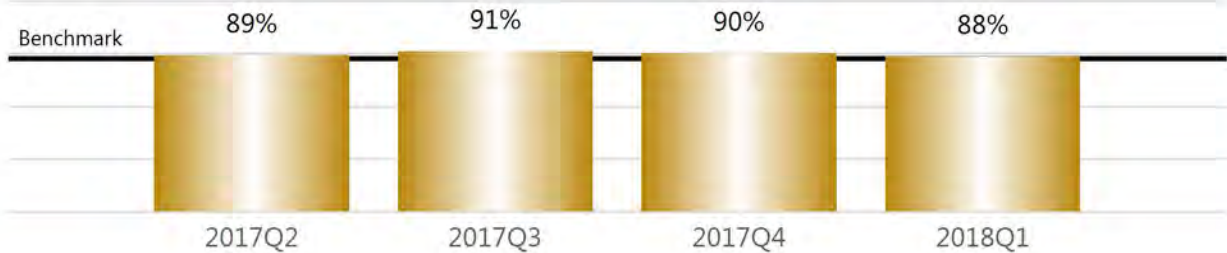
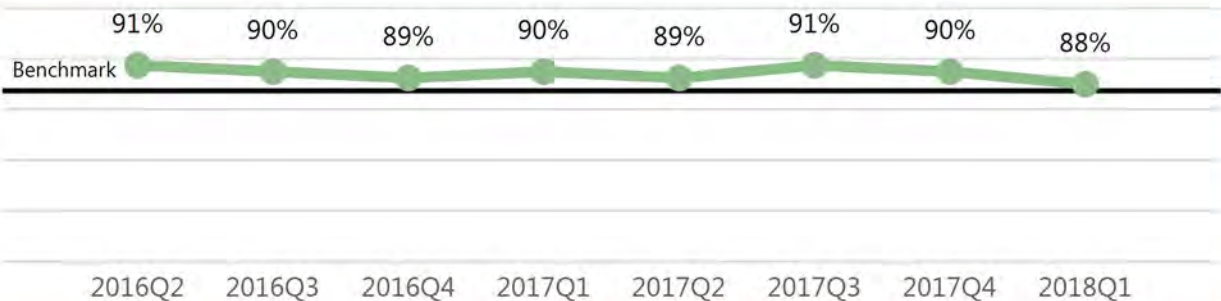


Chart 6: Compliance Trend



INITIAL MEMORANDUM OF PAYMENT FILINGS

Chart 7: Timeliness Distribution

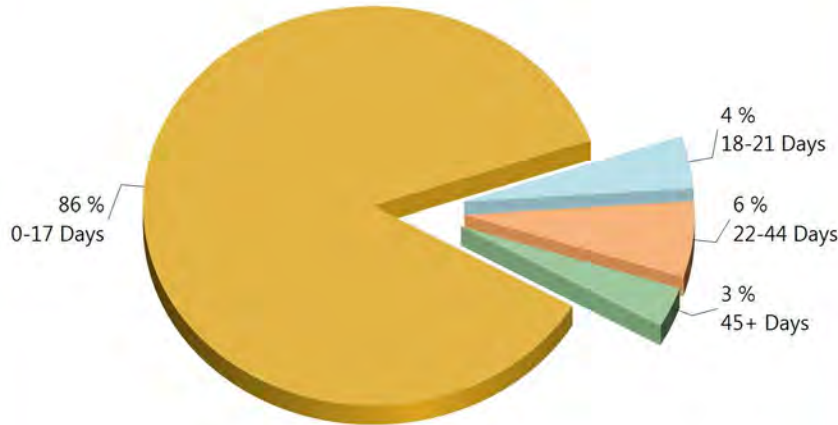


Table 3: Received Within

0-17 Days	892	86%
18-21 Days	44	4%
22-44 Days	63	6%
45+ Days	34	3%
? Days	0	0%
Total	1,033	100%

*The percentages may not always add to 100% due to rounding

Chart 8: Quarterly Compliance

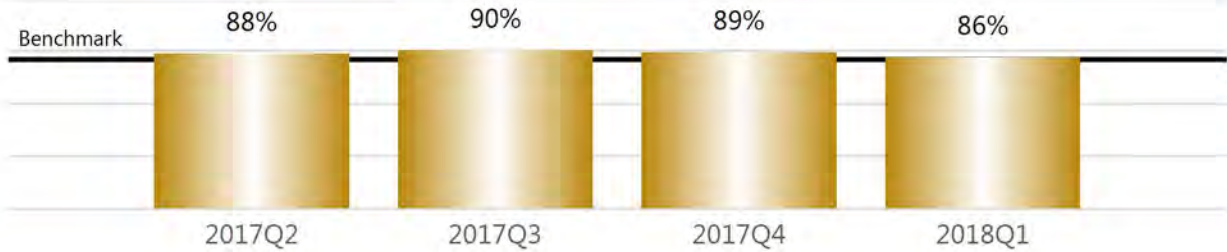
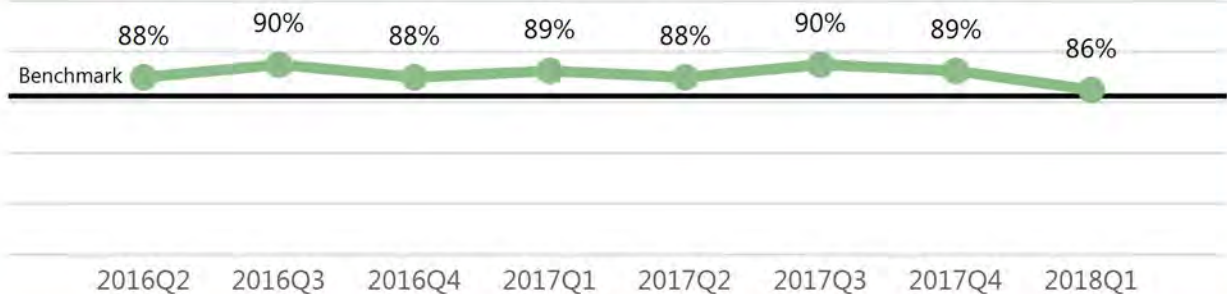


Chart 9: Compliance Trend



INITIAL INDEMNITY NOTICE OF CONTROVERSY FILINGS

Chart 10: Timeliness Distribution

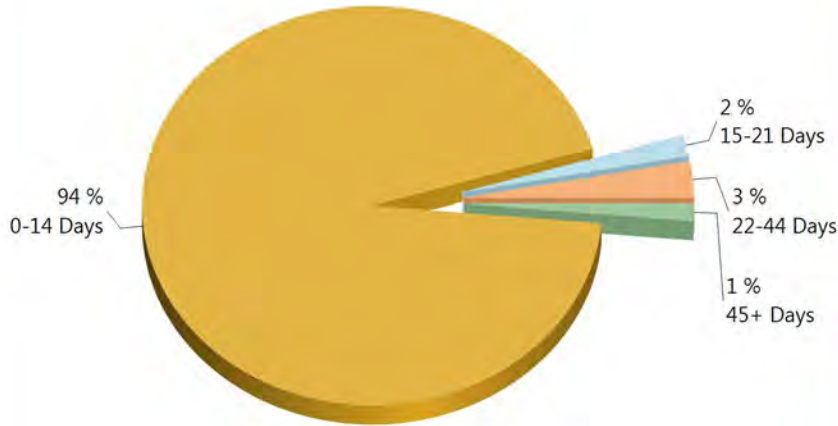


Table 4: Received Within

0-14 Days	610	94%
15-21 Days	11	2%
22-44 Days	19	3%
45+ Days	9	1%
? Days	1	0%
Total	650	100%

*The percentages may not always add to 100% due to rounding

Chart 11: Quarterly Compliance

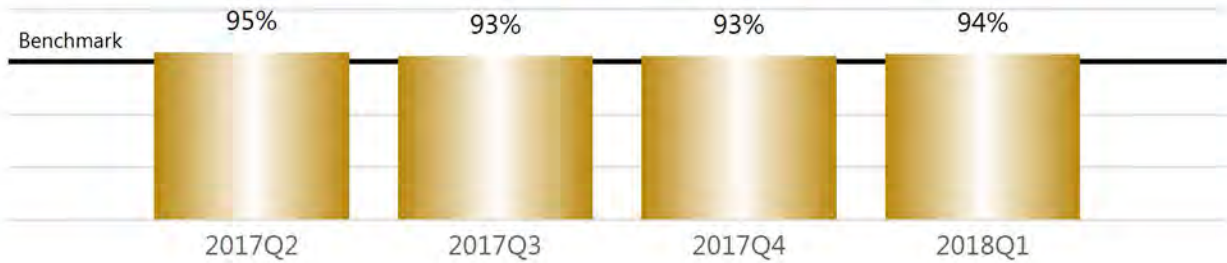


Chart 12: Compliance Trend



WAGE INFORMATION

Wage information (WCB-2 and WCB-2B forms) must be filed within 30 days of an employer's notice or knowledge of a claim for compensation (Title 39-A M.R.S.A. Section 303). This includes both compensated and controverted claims where a claim for compensation has been made.

Chart 13: Wage Statement Timeliness Distribution

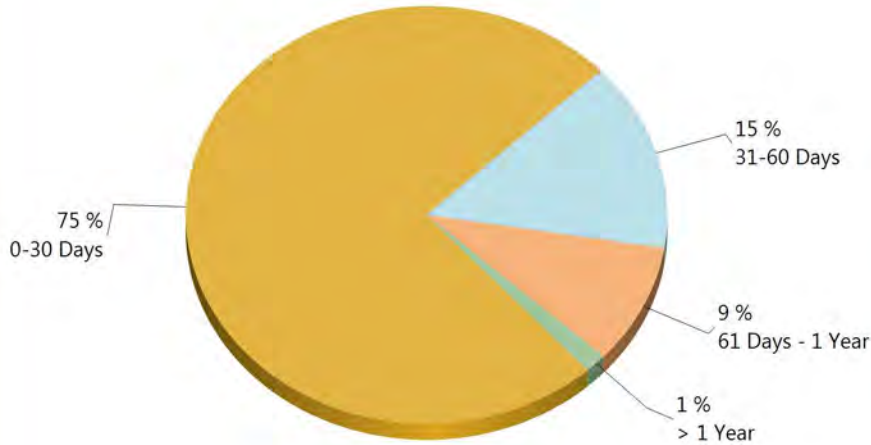


Table 5: Wage Statements Received

0-30 Days	1,555	75%
31-60 Days	306	15%
61 Days - 1 Year	194	9%
> 1 Year	31	1%
Total	2,086	100%

Wage Statement(s): 1,498 (70%) of the 2,144 Wage Statement(s) that were due in this quarter were filed timely, 429 (20%) were filed late, and 217 (10%) remain outstanding.

Chart 14: Fringe Benefit Worksheet Timeliness Distribution

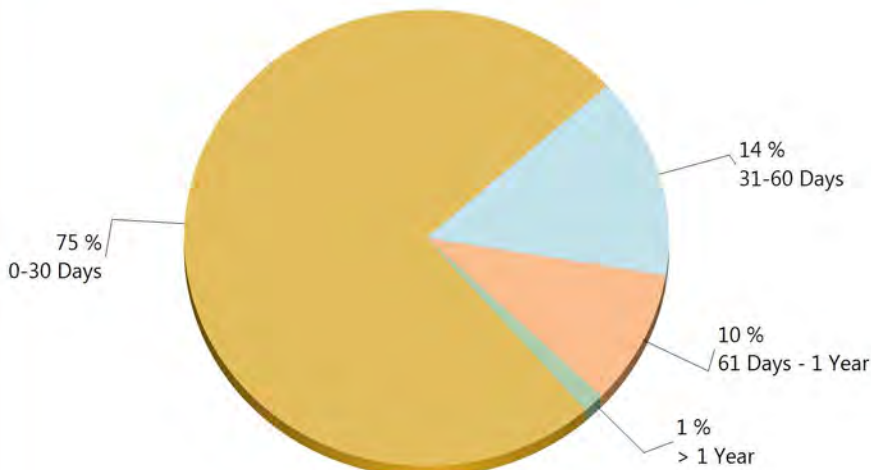


Table 6: Fringe Worksheets Received

0-30 Days	1,519	75%
31-60 Days	290	14%
61 Days - 1 Year	194	10%
> 1 Year	29	1%
Total	2,032	100%

Fringe Benefit Worksheet(s): 1,469 (69%) of the 2,144 Fringe Benefit Worksheet(s) due this quarter were filed timely, 422 (20%) were filed late, and 253 (12%) remain outstanding.

Appendix A

**Insurance Group Compliance
Lost Time FROI Filings and
Initial Indemnity Payments
First Quarter 2018
1/1/2018-3/31/2018**

INSURANCE GROUP COMPLIANCE
Lost Time FROI and Initial Indemnity Payments
First Quarter
1/1/2018 - 3/31/2018

Insurance Company	Total Lost Time FROIs Filed	Lost Time FROIs Filed Timely	Compliance Percentage	Total Initial Indemnity Payments Made	Initial Indemnity Payments Made Timely	Compliance Percentage
ACADIA INSURANCE	FROIs Filed	Timely FROIs	Compliance	Payments Made	Timely Payments	Compliance
CA010 ACADIA INSURANCE	83	60	72%	22	16	73%
Total	83	60	72% ▼	22	16	73% ▼
ACADIA INSURANCE Group Total	83	60	72% ▼	22	16	73% ▼
ACCIDENT FUND INSURANCE	FROIs Filed	Timely FROIs	Compliance	Payments Made	Timely Payments	Compliance
ACCIDENT FUND INSURANCE	*	*	*	*	*	*
Total	*	*	*	*	*	*
ACCIDENT FUND INSURANCE TPA Administered Claims						
CA190 GALLAGHER BASSETT SERVICES	1	0	0%	1	1	100%
TPA Total	1	0	0% ▼	1	1	100% ▲
ACCIDENT FUND INSURANCE Group Total	1	0	0% ▼	1	1	100% ▲
ACUITY MUTUAL INSURANCE	FROIs Filed	Timely FROIs	Compliance	Payments Made	Timely Payments	Compliance
CA418 ACUITY MUTUAL INSURANCE	No Filings	No Filings	No Filings	No Filings	No Filings	No Filings
Total	No Filings	No Filings	No Filings	No Filings	No Filings	No Filings
ACUITY MUTUAL INSURANCE Group Total	No Filings	No Filings	No Filings	No Filings	No Filings	No Filings
AIG INSURANCE	FROIs Filed	Timely FROIs	Compliance	Payments Made	Timely Payments	Compliance
CA015 AIG DOMESTIC CLAIMS	92	78	85%	36	30	83%
Total	92	78	85% ▲	36	30	83% ▼
AIG INSURANCE TPA Administered Claims						
CA190 GALLAGHER BASSETT SERVICES	1	1	100%	No Filings	No Filings	No Filings
CA300 SEDGWICK CLAIMS MANAGEMENT SERVICES	1	1	100%	No Filings	No Filings	No Filings
TPA Total	2	2	100% ▲	No Filings	No Filings	No Filings
AIG INSURANCE Group Total	94	80	85% ▲	36	30	83% ▼
ALLIANZ INSURANCE	FROIs Filed	Timely FROIs	Compliance	Payments Made	Timely Payments	Compliance
AMERICAN INSURANCE	*	*	*	*	*	*
Total	*	*	*	*	*	*
ALLIANZ INSURANCE TPA Administered Claims						
CA190 GALLAGHER BASSETT SERVICES	1	1	100%	No Filings	No Filings	No Filings
TPA Total	1	1	100% ▲	No Filings	No Filings	No Filings
ALLIANZ INSURANCE Group Total	1	1	100% ▲	No Filings	No Filings	No Filings

INSURANCE GROUP COMPLIANCE

Lost Time FROI and Initial Indemnity Payments

First Quarter

1/1/2018 - 3/31/2018

Insurance Company	Total Lost Time FROIs Filed	Lost Time FROIs Filed Timely	Compliance Percentage	Total Initial Indemnity Payments Made	Initial Indemnity Payments Made Timely	Compliance Percentage
AMERISURE INSURANCE	FROIs Filed	Timely FROIs	Compliance	Payments Made	Timely Payments	Compliance
CA013 AMERISURE INSURANCE	*	*	*	*	*	*
AMERISURE MUTUAL INSURANCE	*	*	*	*	*	*
Total	*	*	*	*	*	*
AMERISURE INSURANCE TPA Administered Claims						
CA280 TRISTAR RISK ENTERPRISE MANAGEMENT	1	0	0%	No Filings	No Filings	No Filings
TPA Total	1	0	0% ▼	No Filings	No Filings	No Filings
AMERISURE INSURANCE Group Total	1	0	0% ▼	No Filings	No Filings	No Filings
AMTRUST INSURANCE	FROIs Filed	Timely FROIs	Compliance	Payments Made	Timely Payments	Compliance
CA437 SECURITY NATIONAL INSURANCE	2	2	100%	No Filings	No Filings	No Filings
CA342 TECHNOLOGY INSURANCE	5	3	60%	2	2	100%
CA381 WESCO INSURANCE	10	5	50%	3	1	33%
Total	17	10	59% ▼	5	3	60% ▼
AMTRUST INSURANCE Group Total	17	10	59% ▼	5	3	60% ▼
ARCH INSURANCE	FROIs Filed	Timely FROIs	Compliance	Payments Made	Timely Payments	Compliance
ARCH INSURANCE	*	*	*	*	*	*
Total	*	*	*	*	*	*
ARCH INSURANCE TPA Administered Claims						
CA040 BROADSPIRE SERVICES	2	1	50%	1	0	0%
CA117 COTTINGHAM & BUTLER CLAIMS SERVICES	5	2	40%	6	4	67%
CA190 GALLAGHER BASSETT SERVICES	6	3	50%	2	1	50%
CA300 SEDGWICK CLAIMS MANAGEMENT SERVICES	14	13	93%	5	4	80%
CA340 YORK RISK SERVICES	1	0	0%	1	1	100%
TPA Total	28	19	68% ▼	15	10	67% ▼
ARCH INSURANCE Group Total	28	19	68% ▼	15	10	67% ▼
BATH IRON WORKS	FROIs Filed	Timely FROIs	Compliance	Payments Made	Timely Payments	Compliance
CA036 BATH IRON WORKS	72	69	96%	12	11	92%
Total	72	69	96% ▲	12	11	92% ▲
BATH IRON WORKS Group Total	72	69	96% ▲	12	11	92% ▲
BROADSPIRE SERVICES	FROIs Filed	Timely FROIs	Compliance	Payments Made	Timely Payments	Compliance
CA040 BROADSPIRE SERVICES	9	7	78%	4	3	75%
Total	9	7	78% ▼	4	3	75% ▼
BROADSPIRE SERVICES Group Total	9	7	78% ▼	4	3	75% ▼

INSURANCE GROUP COMPLIANCE

Lost Time FROI and Initial Indemnity Payments

First Quarter

1/1/2018 - 3/31/2018

Insurance Company	Total Lost Time FROIs Filed	Lost Time FROIs Filed Timely	Compliance Percentage	Total Initial Indemnity Payments Made	Initial Indemnity Payments Made Timely	Compliance Percentage
CANNON COCHRAN MANAGEMENT SERVICES	FROIs Filed	Timely FROIs	Compliance	Payments Made	Timely Payments	Compliance
CA070 CANNON COCHRAN MANAGEMENT SERVICES	101	78	77%	33	32	97%
Total	101	78	77% ▼	33	32	97% ▲
CANNON COCHRAN MANAGEMENT SERVICES Group Total	101	78	77% ▼	33	32	97% ▲
CHEROKEE INSURANCE	FROIs Filed	Timely FROIs	Compliance	Payments Made	Timely Payments	Compliance
CA044 CHEROKEE INSURANCE	No Filings	No Filings	No Filings	1	1	100%
Total	No Filings	No Filings	No Filings	1	1	100% ▲
CHEROKEE INSURANCE Group Total	No Filings	No Filings	No Filings	1	1	100% ▲
CHUBB INSURANCE	FROIs Filed	Timely FROIs	Compliance	Payments Made	Timely Payments	Compliance
ACE AMERICAN INSURANCE COMPANY	*	*	*	*	*	*
ACE INSURANCE	*	*	*	*	*	*
CA046 CHUBB INSURANCE	*	*	*	*	*	*
CA090 FEDERAL INSURANCE	*	*	*	*	*	*
INDEMNITY INS CO OF NORTH AMERICA	*	*	*	*	*	*
Total	*	*	*	*	*	*
CHUBB INSURANCE TPA Administered Claims						
CA040 BROADSPIRE SERVICES	2	2	100%	1	1	100%
CA070 CANNON COCHRAN MANAGEMENT SERVICES	1	1	100%	No Filings	No Filings	No Filings
CA110 CONSTITUTION STATE SERVICES	12	6	50%	6	5	83%
CA116 CORVEL ENTERPRISE COMP	5	3	60%	2	1	50%
CA160 ESIS	17	12	71%	11	7	64%
CA190 GALLAGHER BASSETT SERVICES	27	22	81%	8	8	100%
CA204 HELMSMAN MANAGEMENT SERVICES	9	6	67%	2	2	100%
CA300 SEDGWICK CLAIMS MANAGEMENT SERVICES	80	76	95%	20	20	100%
CA340 YORK RISK SERVICES	5	4	80%	1	1	100%
TPA Total	158	132	84% ▼	51	45	88% ▲
CHUBB INSURANCE Group Total	158	132	84% ▼	51	45	88% ▲
CHURCH MUTUAL INSURANCE	FROIs Filed	Timely FROIs	Compliance	Payments Made	Timely Payments	Compliance
CA084 CHURCH MUTUAL INSURANCE	3	0	0%	3	2	67%
Total	3	0	0% ▼	3	2	67% ▼
CHURCH MUTUAL INSURANCE Group Total	3	0	0% ▼	3	2	67% ▼
CIANBRO CORPORATION	FROIs Filed	Timely FROIs	Compliance	Payments Made	Timely Payments	Compliance
CA085 CIANBRO CORPORATION	1	1	100%	1	0	0%
Total	1	1	100% ▲	1	0	0% ▼
CIANBRO CORPORATION Group Total	1	1	100% ▲	1	0	0% ▼

INSURANCE GROUP COMPLIANCE
 Lost Time FROI and Initial Indemnity Payments
 First Quarter
 1/1/2018 - 3/31/2018

Insurance Company	Total Lost Time FROIs Filed	Lost Time FROIs Filed Timely	Compliance Percentage	Total Initial Indemnity Payments Made	Initial Indemnity Payments Made Timely	Compliance Percentage
CINCINNATI INSURANCE	FROIs Filed	Timely FROIs	Compliance	Payments Made	Timely Payments	Compliance
CINCINNATI CASUALTY	*	*	*	*	*	*
CA438 CINCINNATI INSURANCE	No Filings	No Filings	No Filings	1	1	100%
Total	No Filings	No Filings	No Filings	1	1	100% ▲
CINCINNATI INSURANCE Group Total	No Filings	No Filings	No Filings	1	1	100% ▲
CLAIMS MANAGEMENT (WALMART)	FROIs Filed	Timely FROIs	Compliance	Payments Made	Timely Payments	Compliance
CA100 CLAIMS MANAGEMENT (WALMART)	59	53	90%	10	10	100%
Total	59	53	90% ▲	10	10	100% ▲
CLAIMS MANAGEMENT (WALMART) Group Total	59	53	90% ▲	10	10	100% ▲
CNA INSURANCE	FROIs Filed	Timely FROIs	Compliance	Payments Made	Timely Payments	Compliance
CA050 CONTINENTAL CASUALTY	6	5	83%	3	2	67%
Total	6	5	83% ▼	3	2	67% ▼
CNA INSURANCE Group Total	6	5	83% ▼	3	2	67% ▼
CONSTITUTION STATE SERVICES	FROIs Filed	Timely FROIs	Compliance	Payments Made	Timely Payments	Compliance
CA110 CONSTITUTION STATE SERVICES	12	6	50%	6	5	83%
Total	12	6	50% ▼	6	5	83% ▼
CONSTITUTION STATE SERVICES Group Total	12	6	50% ▼	6	5	83% ▼
CORVEL ENTERPRISE COMP	FROIs Filed	Timely FROIs	Compliance	Payments Made	Timely Payments	Compliance
CA116 CORVEL ENTERPRISE COMP	16	9	56%	7	3	43%
Total	16	9	56% ▼	7	3	43% ▼
CORVEL ENTERPRISE COMP Group Total	16	9	56% ▼	7	3	43% ▼
COTTINGHAM & BUTLER CLAIMS SERVICES	FROIs Filed	Timely FROIs	Compliance	Payments Made	Timely Payments	Compliance
CA117 COTTINGHAM & BUTLER CLAIMS SERVICES	6	3	50%	7	5	71%
Total	6	3	50% ▼	7	5	71% ▼
COTTINGHAM & BUTLER CLAIMS SERVICES Group Total	6	3	50% ▼	7	5	71% ▼
CROSS INSURANCE	FROIs Filed	Timely FROIs	Compliance	Payments Made	Timely Payments	Compliance
CA093 CROSS INSURANCE	297	284	96%	50	46	92%
Total	297	284	96% ▲	50	46	92% ▲
CROSS INSURANCE Group Total	297	284	96% ▲	50	46	92% ▲
EASTERN ALLIANCE INSURANCE	FROIs Filed	Timely FROIs	Compliance	Payments Made	Timely Payments	Compliance
CA141 EASTERN ALLIANCE INSURANCE	25	15	60%	9	6	67%
Total	25	15	60% ▼	9	6	67% ▼
EASTERN ALLIANCE INSURANCE Group Total	25	15	60% ▼	9	6	67% ▼

INSURANCE GROUP COMPLIANCE
 Lost Time FROI and Initial Indemnity Payments
 First Quarter
 1/1/2018 - 3/31/2018

Insurance Company	Total Lost Time FROIs Filed	Lost Time FROIs Filed Timely	Compliance Percentage	Total Initial Indemnity Payments Made	Initial Indemnity Payments Made Timely	Compliance Percentage
ELECTRIC INSURANCE	FROIs Filed	Timely FROIs	Compliance	Payments Made	Timely Payments	Compliance
CA150 ELECTRIC INSURANCE	*	*	*	*	*	*
Total	*	*	*	*	*	*
ELECTRIC INSURANCE TPA Administered Claims						
CA300 SEDGWICK CLAIMS MANAGEMENT SERVICES	4	4	100%	1	1	100%
TPA Total	4	4	100% ▲	1	1	100% ▲
ELECTRIC INSURANCE Group Total	4	4	100% ▲	1	1	100% ▲
ESIS	FROIs Filed	Timely FROIs	Compliance	Payments Made	Timely Payments	Compliance
CA160 ESIS	28	15	54%	18	9	50%
Total	28	15	54% ▼	18	9	50% ▼
ESIS Group Total	28	15	54% ▼	18	9	50% ▼
FEDERATED MUTUAL INSURANCE	FROIs Filed	Timely FROIs	Compliance	Payments Made	Timely Payments	Compliance
CA091 FEDERATED MUTUAL INSURANCE	5	2	40%	2	1	50%
Total	5	2	40% ▼	2	1	50% ▼
FEDERATED MUTUAL INSURANCE Group Total	5	2	40% ▼	2	1	50% ▼
FRANKENMUTH INSURANCE	FROIs Filed	Timely FROIs	Compliance	Payments Made	Timely Payments	Compliance
CA274 PATRIOT INSURANCE	1	1	100%	No Filings	No Filings	No Filings
Total	1	1	100% ▲	No Filings	No Filings	No Filings
FRANKENMUTH INSURANCE Group Total	1	1	100% ▲	No Filings	No Filings	No Filings
FUTURECOMP	FROIs Filed	Timely FROIs	Compliance	Payments Made	Timely Payments	Compliance
CA175 FUTURECOMP	53	52	98%	14	13	93%
Total	53	52	98% ▲	14	13	93% ▲
FUTURECOMP Group Total	53	52	98% ▲	14	13	93% ▲
GALLAGHER BASSETT SERVICES	FROIs Filed	Timely FROIs	Compliance	Payments Made	Timely Payments	Compliance
CA190 GALLAGHER BASSETT SERVICES	102	75	74%	29	22	76%
Total	102	75	74% ▼	29	22	76% ▼
GALLAGHER BASSETT SERVICES Group Total	102	75	74% ▼	29	22	76% ▼
GREAT FALLS INSURANCE	FROIs Filed	Timely FROIs	Compliance	Payments Made	Timely Payments	Compliance
GREAT FALLS INSURANCE	*	*	*	*	*	*
Total	*	*	*	*	*	*
GREAT FALLS INSURANCE TPA Administered Claims						
CA070 CANNON COCHRAN MANAGEMENT SERVICES	45	31	69%	15	15	100%
TPA Total	45	31	69% ▼	15	15	100% ▲
GREAT FALLS INSURANCE Group Total	45	31	69% ▼	15	15	100% ▲

INSURANCE GROUP COMPLIANCE

Lost Time FROI and Initial Indemnity Payments

First Quarter

1/1/2018 - 3/31/2018

Insurance Company	Total Lost Time FROIs Filed	Lost Time FROIs Filed Timely	Compliance Percentage	Total Initial Indemnity Payments Made	Initial Indemnity Payments Made Timely	Compliance Percentage
GREAT WEST INSURANCE	FROIs Filed	Timely FROIs	Compliance	Payments Made	Timely Payments	Compliance
CA196 GREAT WEST INSURANCE	1	0	0%	1	1	100%
Total	1	0	0% ▼	1	1	100% ▲
GREAT WEST INSURANCE Group Total	1	0	0% ▼	1	1	100% ▲
GUARD INSURANCE	FROIs Filed	Timely FROIs	Compliance	Payments Made	Timely Payments	Compliance
CA019 AMGUARD INSURANCE	13	4	31%	3	1	33%
CA140 EASTGUARD INSURANCE	5	2	40%	2	2	100%
CA272 NORGUARD INSURANCE	3	1	33%	No Filings	No Filings	No Filings
Total	21	7	33% ▼	5	3	60% ▼
GUARD INSURANCE Group Total	21	7	33% ▼	5	3	60% ▼
HANNAFORD BROTHERS	FROIs Filed	Timely FROIs	Compliance	Payments Made	Timely Payments	Compliance
CA201 HANNAFORD BROTHERS	61	47	77%	25	19	76%
Total	61	47	77% ▼	25	19	76% ▼
HANNAFORD BROTHERS Group Total	61	47	77% ▼	25	19	76% ▼
HANNOVER INSURANCE	FROIs Filed	Timely FROIs	Compliance	Payments Made	Timely Payments	Compliance
HANNOVER INSURANCE	*	*	*	*	*	*
Total	*	*	*	*	*	*
HANNOVER INSURANCE TPA Administered Claims	FROIs Filed	Timely FROIs	Compliance	Payments Made	Timely Payments	Compliance
CA340 YORK RISK SERVICES	4	2	50%	1	1	100%
TPA Total	4	2	50% ▼	1	1	100% ▲
HANNOVER INSURANCE Group Total	4	2	50% ▼	1	1	100% ▲
HANOVER INSURANCE	FROIs Filed	Timely FROIs	Compliance	Payments Made	Timely Payments	Compliance
CA428 ALLMERICA FINANCIAL BENEFIT INSURANCE	1	1	100%	No Filings	No Filings	No Filings
CA048 CITIZENS INSURANCE COMPANY OF AMERICA	9	8	89%	5	5	100%
CA202 HANOVER INSURANCE	8	7	88%	4	3	75%
CA228 MASSACHUSETTS BAY INSURANCE	4	4	100%	1	1	100%
Total	22	20	91% ▲	10	9	90% ▲
HANOVER INSURANCE Group Total	22	20	91% ▲	10	9	90% ▲

INSURANCE GROUP COMPLIANCE
 Lost Time FROI and Initial Indemnity Payments
 First Quarter
 1/1/2018 - 3/31/2018

Insurance Company	Total Lost Time FROIs Filed	Lost Time FROIs Filed Timely	Compliance Percentage	Total Initial Indemnity Payments Made	Initial Indemnity Payments Made Timely	Compliance Percentage
HARTFORD INSURANCE	FROIs Filed	Timely FROIs	Compliance	Payments Made	Timely Payments	Compliance
CA188 HARTFORD ACCIDENT & INDEMNITY	1	0	0%	No Filings	No Filings	No Filings
CA185 HARTFORD CASUALTY INSURANCE	3	2	67%	1	1	100%
CA203 HARTFORD FIRE INSURANCE	7	6	86%	2	2	100%
CA186 HARTFORD INSURANCE COMPANY OF THE MIDWEST	1	1	100%	No Filings	No Filings	No Filings
CA187 HARTFORD UNDERWRITERS INSURANCE	6	3	50%	4	2	50%
CA288 PROPERTY & CASUALTY INSURANCE COMPANY OF HARTFORD	12	12	100%	3	3	100%
CA319 TRUMBULL INSURANCE	8	8	100%	2	2	100%
CA321 TWIN CITY FIRE INSURANCE	6	4	67%	4	4	100%
Total	44	36	82% ▼	16	14	88% ▲
HARTFORD INSURANCE TPA Administered Claims						
CA070 CANNON COCHRAN MANAGEMENT SERVICES	1	1	100%	No Filings	No Filings	No Filings
CA116 CORVEL ENTERPRISE COMP	2	1	50%	2	2	100%
CA300 SEDGWICK CLAIMS MANAGEMENT SERVICES	11	10	91%	1	1	100%
TPA Total	14	12	86% ▲	3	3	100% ▲
HARTFORD INSURANCE Group Total	58	48	83% ▼	19	17	89% ▲
HELMSMAN MANAGEMENT SERVICES	FROIs Filed	Timely FROIs	Compliance	Payments Made	Timely Payments	Compliance
CA204 HELMSMAN MANAGEMENT SERVICES	19	14	74%	6	5	83%
Total	19	14	74% ▼	6	5	83% ▼
HELMSMAN MANAGEMENT SERVICES Group Total	19	14	74% ▼	6	5	83% ▼
LIBERTY MUTUAL INSURANCE	FROIs Filed	Timely FROIs	Compliance	Payments Made	Timely Payments	Compliance
CA003 AMERICAN FIRE & CASUALTY INSURANCE	5	4	80%	3	2	67%
CA380 EMPLOYERS INSURANCE OF WAUSAU	2	2	100%	No Filings	No Filings	No Filings
CA162 EXCELSIOR INSURANCE	1	1	100%	No Filings	No Filings	No Filings
CA210 LIBERTY MUTUAL INSURANCE	38	30	79%	22	18	82%
CA406 OHIO CASUALTY INSURANCE	2	1	50%	No Filings	No Filings	No Filings
CA407 OHIO SECURITY INSURANCE	7	4	57%	4	2	50%
CA283 PEERLESS INDEMNITY INSURANCE	No Filings	No Filings	No Filings	1	1	100%
CA275 PEERLESS INSURANCE	1	0	0%	No Filings	No Filings	No Filings
CA309 THE NETHERLANDS INSURANCE	2	2	100%	No Filings	No Filings	No Filings
Total	58	44	76% ▼	30	23	77% ▼
LIBERTY MUTUAL INSURANCE Group Total	58	44	76% ▼	30	23	77% ▼
MAINE AUTOMOBILE DEALERS ASSOCIATION	FROIs Filed	Timely FROIs	Compliance	Payments Made	Timely Payments	Compliance
CA220 MAINE AUTOMOBILE DEALERS ASSOCIATION	47	45	96%	13	13	100%
Total	47	45	96% ▲	13	13	100% ▲
MAINE AUTOMOBILE DEALERS ASSOCIATION Group Total	47	45	96% ▲	13	13	100% ▲

INSURANCE GROUP COMPLIANCE

Lost Time FROI and Initial Indemnity Payments

First Quarter

1/1/2018 - 3/31/2018

Insurance Company	Total Lost Time FROIs Filed	Lost Time FROIs Filed Timely	Compliance Percentage	Total Initial Indemnity Payments Made	Initial Indemnity Payments Made Timely	Compliance Percentage
MAINE EMPLOYERS' MUTUAL INSURANCE	FROIs Filed	Timely FROIs	Compliance	Payments Made	Timely Payments	Compliance
CA260 MAINE EMPLOYERS' MUTUAL INSURANCE	1422	1158	81%	366	336	92%
Total	1422	1158	81% ▼	366	336	92% ▲
MAINE EMPLOYERS' MUTUAL INSURANCE TPA Administered Claims						
CA070 CANNON COCHRAN MANAGEMENT SERVICES	2	1	50%	No Filings	No Filings	No Filings
TPA Total	2	1	50% ▼	No Filings	No Filings	No Filings
MAINE EMPLOYERS' MUTUAL INSURANCE Group Total	1424	1159	81% ▼	366	336	92% ▲
MAINE HEALTHCARE ASSOCIATION	FROIs Filed	Timely FROIs	Compliance	Payments Made	Timely Payments	Compliance
CA234 MAINE HEALTHCARE ASSOCIATION	27	19	70%	6	4	67%
Total	27	19	70% ▼	6	4	67% ▼
MAINE HEALTHCARE ASSOCIATION Group Total	27	19	70% ▼	6	4	67% ▼
MAINE MOTOR TRANSPORT ASSOCIATION	FROIs Filed	Timely FROIs	Compliance	Payments Made	Timely Payments	Compliance
CA230 MAINE MOTOR TRANSPORT ASSOCIATION	70	68	97%	17	16	94%
Total	70	68	97% ▲	17	16	94% ▲
MAINE MOTOR TRANSPORT ASSOCIATION Group Total	70	68	97% ▲	17	16	94% ▲
MAINE MUNICIPAL ASSOCIATION	FROIs Filed	Timely FROIs	Compliance	Payments Made	Timely Payments	Compliance
CA225 MAINE MUNICIPAL ASSOCIATION	253	233	92%	83	80	96%
Total	253	233	92% ▲	83	80	96% ▲
MAINE MUNICIPAL ASSOCIATION Group Total	253	233	92% ▲	83	80	96% ▲
MAINE SCHOOL MANAGEMENT ASSOCIATION	FROIs Filed	Timely FROIs	Compliance	Payments Made	Timely Payments	Compliance
CA250 MAINE SCHOOL MANAGEMENT ASSOCIATION	99	89	90%	29	28	97%
Total	99	89	90% ▲	29	28	97% ▲
MAINE SCHOOL MANAGEMENT ASSOCIATION Group Total	99	89	90% ▲	29	28	97% ▲
MITSUI SUMITOMO INS CO OF AMERICA	FROIs Filed	Timely FROIs	Compliance	Payments Made	Timely Payments	Compliance
MITSUI SUMITOMO INS CO OF AMERICA	*	*	*	*	*	*
Total	*	*	*	*	*	*
MITSUI SUMITOMO INS CO OF AMERICA TPA Administered Claims						
CA190 GALLAGHER BASSETT SERVICES	1	1	100%	1	1	100%
TPA Total	1	1	100% ▲	1	1	100% ▲
MITSUI SUMITOMO INS CO OF AMERICA Group Total	1	1	100% ▲	1	1	100% ▲
NATIONWIDE INSURANCE	FROIs Filed	Timely FROIs	Compliance	Payments Made	Timely Payments	Compliance
CA291 NATIONWIDE AGRIBUSINESS INSURANCE	1	0	0%	1	0	0%
Total	1	0	0% ▼	1	0	0% ▼
NATIONWIDE INSURANCE Group Total	1	0	0% ▼	1	0	0% ▼

Maine Workers' Compensation Board
 Lost Time FROI Filing Benchmark: 85%
 Initial Indemnity Payment Benchmark: 87%

* Indicates no claims activity
 ▲ Indicates benchmark met or exceeded
 ▼ Indicates benchmark not met

INSURANCE GROUP COMPLIANCE
Lost Time FROI and Initial Indemnity Payments
First Quarter
1/1/2018 - 3/31/2018

Insurance Company	Total Lost Time FROIs Filed	Lost Time FROIs Filed Timely	Compliance Percentage	Total Initial Indemnity Payments Made	Initial Indemnity Payments Made Timely	Compliance Percentage
NORTH RIVER INSURANCE	FROIs Filed	Timely FROIs	Compliance	Payments Made	Timely Payments	Compliance
CA257 NORTH RIVER INSURANCE	*	*	*	*	*	*
Total	*	*	*	*	*	*
NORTH RIVER INSURANCE TPA Administered Claims						
CA040 BROADSPIRE SERVICES	2	2	100%	No Filings	No Filings	No Filings
TPA Total	2	2	100% ▲	No Filings	No Filings	No Filings
NORTH RIVER INSURANCE Group Total	2	2	100% ▲	No Filings	No Filings	No Filings
OLD REPUBLIC INSURANCE	FROIs Filed	Timely FROIs	Compliance	Payments Made	Timely Payments	Compliance
OLD REPUBLIC GENERAL INSURANCE CORP.	*	*	*	*	*	*
OLD REPUBLIC INSURANCE	*	*	*	*	*	*
Total	*	*	*	*	*	*
OLD REPUBLIC INSURANCE TPA Administered Claims						
CA070 CANNON COCHRAN MANAGEMENT SERVICES	5	4	80%	2	2	100%
CA160 ESIS	1	1	100%	No Filings	No Filings	No Filings
CA190 GALLAGHER BASSETT SERVICES	8	6	75%	1	1	100%
CA204 HELMSMAN MANAGEMENT SERVICES	1	1	100%	1	1	100%
CA300 SEDGWICK CLAIMS MANAGEMENT SERVICES	13	13	100%	3	3	100%
CA280 TRISTAR RISK ENTERPRISE MANAGEMENT	1	0	0%	No Filings	No Filings	No Filings
TPA Total	29	25	86% ▲	7	7	100% ▲
OLD REPUBLIC INSURANCE Group Total	29	25	86% ▲	7	7	100% ▲
PENNSYLVANIA MFG ASSN	FROIs Filed	Timely FROIs	Compliance	Payments Made	Timely Payments	Compliance
MANUFACTURERS ALLIANCE INSURANCE	*	*	*	*	*	*
PENNSYLVANIA MFG ASSN	*	*	*	*	*	*
PENNSYLVANIA MFG INDEMNITY CO	*	*	*	*	*	*
Total	*	*	*	*	*	*
PENNSYLVANIA MFG ASSN TPA Administered Claims						
CA190 GALLAGHER BASSETT SERVICES	8	6	75%	1	0	0%
CA323 THE AMERICAN EQUITY UNDERWRITERS	1	0	0%	No Filings	No Filings	No Filings
TPA Total	9	6	67% ▼	1	0	0% ▼
PENNSYLVANIA MFG ASSN Group Total	9	6	67% ▼	1	0	0% ▼
PROTECTIVE INSURANCE	FROIs Filed	Timely FROIs	Compliance	Payments Made	Timely Payments	Compliance
CA277 PROTECTIVE INSURANCE COMPANY	*	*	*	*	*	*
Total	*	*	*	*	*	*
PROTECTIVE INSURANCE TPA Administered Claims						
CA340 YORK RISK SERVICES	2	0	0%	No Filings	No Filings	No Filings
TPA Total	2	0	0% ▼	No Filings	No Filings	No Filings
PROTECTIVE INSURANCE Group Total	2	0	0% ▼	No Filings	No Filings	No Filings

INSURANCE GROUP COMPLIANCE
Lost Time FROI and Initial Indemnity Payments
First Quarter
1/1/2018 - 3/31/2018

Insurance Company	Total Lost Time FROIs Filed	Lost Time FROIs Filed Timely	Compliance Percentage	Total Initial Indemnity Payments Made	Initial Indemnity Payments Made Timely	Compliance Percentage
QBE INSURANCE GROUP	FROIs Filed	Timely FROIs	Compliance	Payments Made	Timely Payments	Compliance
QBE INSURANCE GROUP	*	*	*	*	*	*
Total	*	*	*	*	*	*
QBE INSURANCE GROUP TPA Administered Claims						
CA300 SEDGWICK CLAIMS MANAGEMENT SERVICES	7	6	86%	2	2	100%
TPA Total	7	6	86% ▲	2	2	100% ▲
QBE INSURANCE GROUP Group Total	7	6	86% ▲	2	2	100% ▲
SAFETY NATIONAL CASUALTY CORP	FROIs Filed	Timely FROIs	Compliance	Payments Made	Timely Payments	Compliance
SAFETY NATIONAL CASUALTY CORP	*	*	*	*	*	*
Total	*	*	*	*	*	*
SAFETY NATIONAL CASUALTY CORP TPA Administered Claims						
CA040 BROADSPIRE SERVICES	3	2	67%	2	2	100%
CA070 CANNON COCHRAN MANAGEMENT SERVICES	1	1	100%	1	1	100%
CA116 CORVEL ENTERPRISE COMP	9	5	56%	3	0	0%
CA190 GALLAGHER BASSETT SERVICES	4	3	75%	1	1	100%
CA300 SEDGWICK CLAIMS MANAGEMENT SERVICES	11	10	91%	No Filings	No Filings	No Filings
TPA Total	28	21	75% ▼	7	4	57% ▼
SAFETY NATIONAL CASUALTY CORP Group Total	28	21	75% ▼	7	4	57% ▼
SEDGWICK CLAIMS MANAGEMENT SERVICES	FROIs Filed	Timely FROIs	Compliance	Payments Made	Timely Payments	Compliance
CA300 SEDGWICK CLAIMS MANAGEMENT SERVICES	208	197	95%	48	47	98%
Total	208	197	95% ▲	48	47	98% ▲
SEDGWICK CLAIMS MANAGEMENT SERVICES Group Total	208	197	95% ▲	48	47	98% ▲
SENTRY INSURANCE	FROIs Filed	Timely FROIs	Compliance	Payments Made	Timely Payments	Compliance
CA402 SENTRY CASUALTY	14	9	64%	9	8	89%
CA305 SENTRY INSURANCE	3	3	100%	3	3	100%
Total	17	12	71% ▼	12	11	92% ▲
SENTRY INSURANCE Group Total	17	12	71% ▼	12	11	92% ▲
STARR INDEMNITY INSURANCE	FROIs Filed	Timely FROIs	Compliance	Payments Made	Timely Payments	Compliance
STARR INDEMNITY INSURANCE	*	*	*	*	*	*
Total	*	*	*	*	*	*
STARR INDEMNITY INSURANCE TPA Administered Claims						
CA160 ESIS	No Filings	No Filings	No Filings	2	1	50%
CA190 GALLAGHER BASSETT SERVICES	1	1	100%	1	1	100%
CA300 SEDGWICK CLAIMS MANAGEMENT SERVICES	2	2	100%	No Filings	No Filings	No Filings
TPA Total	3	3	100% ▲	3	2	67% ▼
STARR INDEMNITY INSURANCE Group Total	3	3	100% ▲	3	2	67% ▼

INSURANCE GROUP COMPLIANCE

Lost Time FROI and Initial Indemnity Payments

First Quarter

1/1/2018 - 3/31/2018

Insurance Company	Total Lost Time FROIs Filed	Lost Time FROIs Filed Timely	Compliance Percentage	Total Initial Indemnity Payments Made	Initial Indemnity Payments Made Timely	Compliance Percentage
STATE OF MAINE WORKERS' COMPENSATION TRUST	FROIs Filed	Timely FROIs	Compliance	Payments Made	Timely Payments	Compliance
CA307 STATE OF MAINE WORKERS' COMPENSATION TRUST	178	158	89%	42	41	98%
Total	178	158	89% ▲	42	41	98% ▲
STATE OF MAINE WORKERS' COMPENSATION TRUST Group Total	178	158	89% ▲	42	41	98% ▲
SYNERNET	FROIs Filed	Timely FROIs	Compliance	Payments Made	Timely Payments	Compliance
CA320 SYNERNET	141	132	94%	17	15	88%
Total	141	132	94% ▲	17	15	88% ▲
SYNERNET Group Total	141	132	94% ▲	17	15	88% ▲
THE AMERICAN EQUITY UNDERWRITERS	FROIs Filed	Timely FROIs	Compliance	Payments Made	Timely Payments	Compliance
CA323 THE AMERICAN EQUITY UNDERWRITERS	1	0	0%	No Filings	No Filings	No Filings
Total	1	0	0% ▼	No Filings	No Filings	No Filings
THE AMERICAN EQUITY UNDERWRITERS Group Total	1	0	0% ▼	No Filings	No Filings	No Filings
TOKIO MARINE INSURANCE	FROIs Filed	Timely FROIs	Compliance	Payments Made	Timely Payments	Compliance
CA414 TOKIO MARINE AMERICA INSURANCE	1	0	0%	No Filings	No Filings	No Filings
Total	1	0	0% ▼	No Filings	No Filings	No Filings
TOKIO MARINE INSURANCE Group Total	1	0	0% ▼	No Filings	No Filings	No Filings
TRAVELERS INSURANCE	FROIs Filed	Timely FROIs	Compliance	Payments Made	Timely Payments	Compliance
CA072 CHARTER OAK FIRE INSURANCE	35	27	77%	14	13	93%
CA164 FARMINGTON CASUALTY	1	0	0%	No Filings	No Filings	No Filings
CA306 STANDARD FIRE INSURANCE	4	2	50%	1	1	100%
CA347 TRAVELERS CASUALTY & SURETY	1	0	0%	No Filings	No Filings	No Filings
CA348 TRAVELERS CASUALTY INSURANCE COMPANY OF AMERICA	2	0	0%	2	2	100%
CA349 TRAVELERS COMMERCIAL CASUALTY	2	1	50%	2	1	50%
CA346 TRAVELERS INDEMNITY COMPANY OF AMERICA	1	1	100%	No Filings	No Filings	No Filings
CA345 TRAVELERS PROPERTY CASUALTY INSURANCE	3	2	67%	1	1	100%
Total	49	33	67% ▼	20	18	90% ▲
TRAVELERS INSURANCE TPA Administered Claims						
CA190 GALLAGHER BASSETT SERVICES	5	4	80%	3	2	67%
CA300 SEDGWICK CLAIMS MANAGEMENT SERVICES	4	4	100%	1	1	100%
CA340 YORK RISK SERVICES	1	0	0%	1	1	100%
TPA Total	10	8	80% ▼	5	4	80% ▼
TRAVELERS INSURANCE Group Total	59	41	69% ▼	25	22	88% ▲

Maine Workers' Compensation Board
 Lost Time FROI Filing Benchmark: 85%
 Initial Indemnity Payment Benchmark: 87%

* Indicates no claims activity
 ▲ Indicates benchmark met or exceeded
 ▼ Indicates benchmark not met

INSURANCE GROUP COMPLIANCE
Lost Time FROI and Initial Indemnity Payments
First Quarter
1/1/2018 - 3/31/2018

Insurance Company	Total Lost Time FROIs Filed	Lost Time FROIs Filed Timely	Compliance Percentage	Total Initial Indemnity Payments Made	Initial Indemnity Payments Made Timely	Compliance Percentage
TRISTAR RISK ENTERPRISE MANAGEMENT	FROIs Filed	Timely FROIs	Compliance	Payments Made	Timely Payments	Compliance
CA280 TRISTAR RISK ENTERPRISE MANAGEMENT	2	0	0%	No Filings	No Filings	No Filings
Total	2	0	0% ▼	No Filings	No Filings	No Filings
TRISTAR RISK ENTERPRISE MANAGEMENT Group Total	2	0	0% ▼	No Filings	No Filings	No Filings
XL INSURANCE	FROIs Filed	Timely FROIs	Compliance	Payments Made	Timely Payments	Compliance
CA384 XL INSURANCE	*	*	*	*	*	*
Total	*	*	*	*	*	*
XL INSURANCE TPA Administered Claims						
CA117 COTTINGHAM & BUTLER CLAIMS SERVICES	1	1	100%	1	1	100%
CA160 ESIS	2	1	50%	2	1	50%
CA190 GALLAGHER BASSETT SERVICES	15	10	67%	4	1	25%
CA300 SEDGWICK CLAIMS MANAGEMENT SERVICES	14	13	93%	2	2	100%
TPA Total	32	25	78% ▼	9	5	56% ▼
XL INSURANCE Group Total	32	25	78% ▼	9	5	56% ▼
YORK RISK SERVICES	FROIs Filed	Timely FROIs	Compliance	Payments Made	Timely Payments	Compliance
CA340 YORK RISK SERVICES	13	6	46%	4	4	100%
Total	13	6	46% ▼	4	4	100% ▲
YORK RISK SERVICES Group Total	13	6	46% ▼	4	4	100% ▲
ZURICH INSURANCE	FROIs Filed	Timely FROIs	Compliance	Payments Made	Timely Payments	Compliance
CA022 AMERICAN ZURICH	14	12	86%	6	4	67%
CA400 ZURICH AMERICAN INSURANCE	10	8	80%	3	2	67%
CA404 ZURICH AMERICAN INSURANCE COMPANY OF ILLINOIS	1	1	100%	No Filings	No Filings	No Filings
Total	25	21	84% ▼	9	6	67% ▼
ZURICH INSURANCE TPA Administered Claims						
CA160 ESIS	1	0	0%	No Filings	No Filings	No Filings
CA190 GALLAGHER BASSETT SERVICES	16	12	75%	6	5	83%
CA300 SEDGWICK CLAIMS MANAGEMENT SERVICES	7	7	100%	1	1	100%
TPA Total	24	19	79% ▼	7	6	86% ▼
ZURICH INSURANCE Group Total	49	40	82% ▼	16	12	75% ▼

Appendix B

**Insurance Group Compliance
Initial MOP and Initial Indemnity NOC Filings
First Quarter 2018
1/1/2018-3/31/2018**

INSURANCE GROUP COMPLIANCE
Initial MOP and Initial Indemnity NOC Filings
First Quarter
1/1/2018 - 3/31/2018

Insurance Company	Total Initial MOPs Filed	Initial MOPs Filed Timely	Compliance Percentage	Total Initial Indemnity NOCs Filed	Initial Indemnity NOCs Filed Timely	Compliance Percentage
ACADIA INSURANCE	MOPs Filed	Timely MOPs	Compliance	NOCs Filed	Timely NOCs	Compliance
CA010 ACADIA INSURANCE	22	18	82%	6	6	100%
Total	22	18	82% ▼	6	6	100% ▲
ACADIA INSURANCE Group Total	22	18	82% ▼	6	6	100% ▲
ACCIDENT FUND INSURANCE	MOPs Filed	Timely MOPs	Compliance	NOCs Filed	Timely NOCs	Compliance
ACCIDENT FUND INSURANCE	*	*	*	*	*	*
Total	*	*	*	*	*	*
ACCIDENT FUND INSURANCE TPA Administered Claims						
CA190 GALLAGHER BASSETT SERVICES	1	1	100%	No Filings	No Filings	No Filings
TPA Total	1	1	100% ▲	No Filings	No Filings	No Filings
ACCIDENT FUND INSURANCE Group Total	1	1	100% ▲	No Filings	No Filings	No Filings
ACUITY MUTUAL INSURANCE	MOPs Filed	Timely MOPs	Compliance	NOCs Filed	Timely NOCs	Compliance
CA418 ACUITY MUTUAL INSURANCE	No Filings	No Filings	No Filings	1	0	0%
Total	No Filings	No Filings	No Filings	1	0	0% ▼
ACUITY MUTUAL INSURANCE Group Total	No Filings	No Filings	No Filings	1	0	0% ▼
AIG INSURANCE	MOPs Filed	Timely MOPs	Compliance	NOCs Filed	Timely NOCs	Compliance
CA015 AIG DOMESTIC CLAIMS	36	31	86%	25	24	96%
Total	36	31	86% ▲	25	24	96% ▲
AIG INSURANCE TPA Administered Claims						
CA190 GALLAGHER BASSETT SERVICES	No Filings	No Filings	No Filings	1	0	0%
CA300 SEDGWICK CLAIMS MANAGEMENT SERVICES	No Filings	No Filings	No Filings	1	1	100%
TPA Total	No Filings	No Filings	No Filings	2	1	50% ▼
AIG INSURANCE Group Total	36	31	86% ▲	27	25	93% ▲
ALLIANZ INSURANCE	MOPs Filed	Timely MOPs	Compliance	NOCs Filed	Timely NOCs	Compliance
AMERICAN INSURANCE	*	*	*	*	*	*
Total	*	*	*	*	*	*
ALLIANZ INSURANCE TPA Administered Claims						
CA190 GALLAGHER BASSETT SERVICES	No Filings	No Filings	No Filings	No Filings	No Filings	No Filings
TPA Total	No Filings	No Filings	No Filings	No Filings	No Filings	No Filings
ALLIANZ INSURANCE Group Total	No Filings	No Filings	No Filings	No Filings	No Filings	No Filings

INSURANCE GROUP COMPLIANCE
Initial MOP and Initial Indemnity NOC Filings
First Quarter
1/1/2018 - 3/31/2018

Insurance Company	Total Initial MOPs Filed	Initial MOPs Filed Timely	Compliance Percentage	Total Initial Indemnity NOCs Filed	Initial Indemnity NOCs Filed Timely	Compliance Percentage
AMERISURE INSURANCE	MOPs Filed	Timely MOPs	Compliance	NOCs Filed	Timely NOCs	Compliance
CA013 AMERISURE INSURANCE	*	*	*	*	*	*
AMERISURE MUTUAL INSURANCE	*	*	*	*	*	*
Total	*	*	*	*	*	*
AMERISURE INSURANCE TPA Administered Claims						
CA280 TRISTAR RISK ENTERPRISE MANAGEMENT	No Filings	No Filings	No Filings	No Filings	No Filings	No Filings
TPA Total	No Filings	No Filings	No Filings	No Filings	No Filings	No Filings
AMERISURE INSURANCE Group Total	No Filings	No Filings	No Filings	No Filings	No Filings	No Filings
AMTRUST INSURANCE	MOPs Filed	Timely MOPs	Compliance	NOCs Filed	Timely NOCs	Compliance
CA437 SECURITY NATIONAL INSURANCE	No Filings	No Filings	No Filings	1	1	100%
CA342 TECHNOLOGY INSURANCE	2	2	100%	1	1	100%
CA381 WESCO INSURANCE	3	1	33%	3	2	67%
Total	5	3	60% ▼	5	4	80% ▼
AMTRUST INSURANCE Group Total	5	3	60% ▼	5	4	80% ▼
ARCH INSURANCE	MOPs Filed	Timely MOPs	Compliance	NOCs Filed	Timely NOCs	Compliance
ARCH INSURANCE	*	*	*	*	*	*
Total	*	*	*	*	*	*
ARCH INSURANCE TPA Administered Claims						
CA040 BROADSPIRE SERVICES	1	0	0%	No Filings	No Filings	No Filings
CA117 COTTINGHAM & BUTLER CLAIMS SERVICES	6	5	83%	No Filings	No Filings	No Filings
CA190 GALLAGHER BASSETT SERVICES	2	1	50%	No Filings	No Filings	No Filings
CA300 SEDGWICK CLAIMS MANAGEMENT SERVICES	5	5	100%	4	4	100%
CA340 YORK RISK SERVICES	1	1	100%	No Filings	No Filings	No Filings
TPA Total	15	12	80% ▼	4	4	100% ▲
ARCH INSURANCE Group Total	15	12	80% ▼	4	4	100% ▲
BATH IRON WORKS	MOPs Filed	Timely MOPs	Compliance	NOCs Filed	Timely NOCs	Compliance
CA036 BATH IRON WORKS	12	11	92%	15	12	80%
Total	12	11	92% ▲	15	12	80% ▼
BATH IRON WORKS Group Total	12	11	92% ▲	15	12	80% ▼
BROADSPIRE SERVICES	MOPs Filed	Timely MOPs	Compliance	NOCs Filed	Timely NOCs	Compliance
CA040 BROADSPIRE SERVICES	4	3	75%	1	1	100%
Total	4	3	75% ▼	1	1	100% ▲
BROADSPIRE SERVICES Group Total	4	3	75% ▼	1	1	100% ▲

INSURANCE GROUP COMPLIANCE
Initial MOP and Initial Indemnity NOC Filings
First Quarter
1/1/2018 - 3/31/2018

Insurance Company	Total Initial MOPs Filed	Initial MOPs Filed Timely	Compliance Percentage	Total Initial Indemnity NOCs Filed	Initial Indemnity NOCs Filed Timely	Compliance Percentage
CANNON COCHRAN MANAGEMENT SERVICES	MOPs Filed	Timely MOPs	Compliance	NOCs Filed	Timely NOCs	Compliance
CA070 CANNON COCHRAN MANAGEMENT SERVICES	33	31	94%	13	12	92%
Total	33	31	94% ▲	13	12	92% ▲
CANNON COCHRAN MANAGEMENT SERVICES Group Total	33	31	94% ▲	13	12	92% ▲
CHEROKEE INSURANCE	MOPs Filed	Timely MOPs	Compliance	NOCs Filed	Timely NOCs	Compliance
CA044 CHEROKEE INSURANCE	1	0	0%	No Filings	No Filings	No Filings
Total	1	0	0% ▼	No Filings	No Filings	No Filings
CHEROKEE INSURANCE Group Total	1	0	0% ▼	No Filings	No Filings	No Filings
CHUBB INSURANCE	MOPs Filed	Timely MOPs	Compliance	NOCs Filed	Timely NOCs	Compliance
ACE AMERICAN INSURANCE COMPANY	*	*	*	*	*	*
ACE INSURANCE	*	*	*	*	*	*
CA046 CHUBB INSURANCE	*	*	*	*	*	*
CA090 FEDERAL INSURANCE	*	*	*	*	*	*
INDEMNITY INS CO OF NORTH AMERICA	*	*	*	*	*	*
Total	*	*	*	*	*	*
CHUBB INSURANCE TPA Administered Claims						
CA040 BROADSPIRE SERVICES	1	1	100%	1	1	100%
CA070 CANNON COCHRAN MANAGEMENT SERVICES	No Filings	No Filings	No Filings	No Filings	No Filings	No Filings
CA110 CONSTITUTION STATE SERVICES	6	5	83%	6	5	83%
CA116 CORVEL ENTERPRISE COMP	2	1	50%	No Filings	No Filings	No Filings
CA160 ESIS	11	7	64%	3	3	100%
CA190 GALLAGHER BASSETT SERVICES	8	8	100%	3	2	67%
CA204 HELMSMAN MANAGEMENT SERVICES	2	2	100%	1	1	100%
CA300 SEDGWICK CLAIMS MANAGEMENT SERVICES	20	20	100%	18	18	100%
CA340 YORK RISK SERVICES	1	1	100%	No Filings	No Filings	No Filings
TPA Total	51	45	88% ▲	32	30	94% ▲
CHUBB INSURANCE Group Total	51	45	88% ▲	32	30	94% ▲
CHURCH MUTUAL INSURANCE	MOPs Filed	Timely MOPs	Compliance	NOCs Filed	Timely NOCs	Compliance
CA084 CHURCH MUTUAL INSURANCE	3	1	33%	No Filings	No Filings	No Filings
Total	3	1	33% ▼	No Filings	No Filings	No Filings
CHURCH MUTUAL INSURANCE Group Total	3	1	33% ▼	No Filings	No Filings	No Filings
CIANBRO CORPORATION	MOPs Filed	Timely MOPs	Compliance	NOCs Filed	Timely NOCs	Compliance
CA085 CIANBRO CORPORATION	1	0	0%	No Filings	No Filings	No Filings
Total	1	0	0% ▼	No Filings	No Filings	No Filings
CIANBRO CORPORATION Group Total	1	0	0% ▼	No Filings	No Filings	No Filings

INSURANCE GROUP COMPLIANCE
Initial MOP and Initial Indemnity NOC Filings
First Quarter
1/1/2018 - 3/31/2018

Insurance Company	Total Initial MOPs Filed	Initial MOPs Filed Timely	Compliance Percentage	Total Initial Indemnity NOCs Filed	Initial Indemnity NOCs Filed Timely	Compliance Percentage
CINCINNATI INSURANCE	MOPs Filed	Timely MOPs	Compliance	NOCs Filed	Timely NOCs	Compliance
CINCINNATI CASUALTY	*	*	*	*	*	*
CA438 CINCINNATI INSURANCE	1	1	100%	No Filings	No Filings	No Filings
Total	1	1	100% ▲	No Filings	No Filings	No Filings
CINCINNATI INSURANCE Group Total	1	1	100% ▲	No Filings	No Filings	No Filings
CLAIMS MANAGEMENT (WALMART)	MOPs Filed	Timely MOPs	Compliance	NOCs Filed	Timely NOCs	Compliance
CA100 CLAIMS MANAGEMENT (WALMART)	10	7	70%	10	9	90%
Total	10	7	70% ▼	10	9	90% ▲
CLAIMS MANAGEMENT (WALMART) Group Total	10	7	70% ▼	10	9	90% ▲
CNA INSURANCE	MOPs Filed	Timely MOPs	Compliance	NOCs Filed	Timely NOCs	Compliance
CA050 CONTINENTAL CASUALTY	3	2	67%	No Filings	No Filings	No Filings
Total	3	2	67% ▼	No Filings	No Filings	No Filings
CNA INSURANCE Group Total	3	2	67% ▼	No Filings	No Filings	No Filings
CONSTITUTION STATE SERVICES	MOPs Filed	Timely MOPs	Compliance	NOCs Filed	Timely NOCs	Compliance
CA110 CONSTITUTION STATE SERVICES	6	5	83%	6	5	83%
Total	6	5	83% ▼	6	5	83% ▼
CONSTITUTION STATE SERVICES Group Total	6	5	83% ▼	6	5	83% ▼
CORVEL ENTERPRISE COMP	MOPs Filed	Timely MOPs	Compliance	NOCs Filed	Timely NOCs	Compliance
CA116 CORVEL ENTERPRISE COMP	7	4	57%	1	1	100%
Total	7	4	57% ▼	1	1	100% ▲
CORVEL ENTERPRISE COMP Group Total	7	4	57% ▼	1	1	100% ▲
COTTINGHAM & BUTLER CLAIMS SERVICES	MOPs Filed	Timely MOPs	Compliance	NOCs Filed	Timely NOCs	Compliance
CA117 COTTINGHAM & BUTLER CLAIMS SERVICES	7	6	86%	No Filings	No Filings	No Filings
Total	7	6	86% ▲	No Filings	No Filings	No Filings
COTTINGHAM & BUTLER CLAIMS SERVICES Group Total	7	6	86% ▲	No Filings	No Filings	No Filings
CROSS INSURANCE	MOPs Filed	Timely MOPs	Compliance	NOCs Filed	Timely NOCs	Compliance
CA093 CROSS INSURANCE	50	46	92%	47	47	100%
Total	50	46	92% ▲	47	47	100% ▲
CROSS INSURANCE Group Total	50	46	92% ▲	47	47	100% ▲
EASTERN ALLIANCE INSURANCE	MOPs Filed	Timely MOPs	Compliance	NOCs Filed	Timely NOCs	Compliance
CA141 EASTERN ALLIANCE INSURANCE	9	6	67%	1	1	100%
Total	9	6	67% ▼	1	1	100% ▲
EASTERN ALLIANCE INSURANCE Group Total	9	6	67% ▼	1	1	100% ▲

INSURANCE GROUP COMPLIANCE
Initial MOP and Initial Indemnity NOC Filings
First Quarter
1/1/2018 - 3/31/2018

Insurance Company	Total Initial MOPs Filed	Initial MOPs Filed Timely	Compliance Percentage	Total Initial Indemnity NOCs Filed	Initial Indemnity NOCs Filed Timely	Compliance Percentage
ELECTRIC INSURANCE	MOPs Filed	Timely MOPs	Compliance	NOCs Filed	Timely NOCs	Compliance
CA150 ELECTRIC INSURANCE	*	*	*	*	*	*
Total	*	*	*	*	*	*
ELECTRIC INSURANCE TPA Administered Claims						
CA300 SEDGWICK CLAIMS MANAGEMENT SERVICES	1	1	100%	1	1	100%
TPA Total	1	1	100% ▲	1	1	100% ▲
ELECTRIC INSURANCE Group Total	1	1	100% ▲	1	1	100% ▲
ESIS	MOPs Filed	Timely MOPs	Compliance	NOCs Filed	Timely NOCs	Compliance
CA160 ESIS	18	9	50%	5	4	80%
Total	18	9	50% ▼	5	4	80% ▼
ESIS Group Total	18	9	50% ▼	5	4	80% ▼
FEDERATED MUTUAL INSURANCE	MOPs Filed	Timely MOPs	Compliance	NOCs Filed	Timely NOCs	Compliance
CA091 FEDERATED MUTUAL INSURANCE	2	0	0%	1	0	0%
Total	2	0	0% ▼	1	0	0% ▼
FEDERATED MUTUAL INSURANCE Group Total	2	0	0% ▼	1	0	0% ▼
FRANKENMUTH INSURANCE	MOPs Filed	Timely MOPs	Compliance	NOCs Filed	Timely NOCs	Compliance
CA274 PATRIOT INSURANCE	No Filings	No Filings	No Filings	No Filings	No Filings	No Filings
Total	No Filings	No Filings	No Filings	No Filings	No Filings	No Filings
FRANKENMUTH INSURANCE Group Total	No Filings	No Filings	No Filings	No Filings	No Filings	No Filings
FUTURECOMP	MOPs Filed	Timely MOPs	Compliance	NOCs Filed	Timely NOCs	Compliance
CA175 FUTURECOMP	14	11	79%	13	13	100%
Total	14	11	79% ▼	13	13	100% ▲
FUTURECOMP Group Total	14	11	79% ▼	13	13	100% ▲
GALLAGHER BASSETT SERVICES	MOPs Filed	Timely MOPs	Compliance	NOCs Filed	Timely NOCs	Compliance
CA190 GALLAGHER BASSETT SERVICES	29	23	79%	15	11	73%
Total	29	23	79% ▼	15	11	73% ▼
GALLAGHER BASSETT SERVICES Group Total	29	23	79% ▼	15	11	73% ▼
GREAT FALLS INSURANCE	MOPs Filed	Timely MOPs	Compliance	NOCs Filed	Timely NOCs	Compliance
GREAT FALLS INSURANCE	*	*	*	*	*	*
Total	*	*	*	*	*	*
GREAT FALLS INSURANCE TPA Administered Claims						
CA070 CANNON COCHRAN MANAGEMENT SERVICES	15	15	100%	6	6	100%
TPA Total	15	15	100% ▲	6	6	100% ▲
GREAT FALLS INSURANCE Group Total	15	15	100% ▲	6	6	100% ▲

INSURANCE GROUP COMPLIANCE
Initial MOP and Initial Indemnity NOC Filings
First Quarter
1/1/2018 - 3/31/2018

Insurance Company	Total Initial MOPs Filed	Initial MOPs Filed Timely	Compliance Percentage	Total Initial Indemnity NOCs Filed	Initial Indemnity NOCs Filed Timely	Compliance Percentage
GREAT WEST INSURANCE	MOPs Filed	Timely MOPs	Compliance	NOCs Filed	Timely NOCs	Compliance
CA196 GREAT WEST INSURANCE	1	1	100%	No Filings	No Filings	No Filings
Total	1	1	100% ▲	No Filings	No Filings	No Filings
GREAT WEST INSURANCE Group Total	1	1	100% ▲	No Filings	No Filings	No Filings
GUARD INSURANCE	MOPs Filed	Timely MOPs	Compliance	NOCs Filed	Timely NOCs	Compliance
CA019 AMGUARD INSURANCE	3	1	33%	No Filings	No Filings	No Filings
CA140 EASTGUARD INSURANCE	2	1	50%	No Filings	No Filings	No Filings
CA272 NORGUARD INSURANCE	No Filings	No Filings	No Filings	No Filings	No Filings	No Filings
Total	5	2	40% ▼	No Filings	No Filings	No Filings
GUARD INSURANCE Group Total	5	2	40% ▼	No Filings	No Filings	No Filings
HANNAFORD BROTHERS	MOPs Filed	Timely MOPs	Compliance	NOCs Filed	Timely NOCs	Compliance
CA201 HANNAFORD BROTHERS	25	15	60%	5	4	80%
Total	25	15	60% ▼	5	4	80% ▼
HANNAFORD BROTHERS Group Total	25	15	60% ▼	5	4	80% ▼
HANNOVER INSURANCE	MOPs Filed	Timely MOPs	Compliance	NOCs Filed	Timely NOCs	Compliance
HANNOVER INSURANCE	*	*	*	*	*	*
Total	*	*	*	*	*	*
HANNOVER INSURANCE TPA Administered Claims						
CA340 YORK RISK SERVICES	1	1	100%	1	1	100%
TPA Total	1	1	100% ▲	1	1	100% ▲
HANNOVER INSURANCE Group Total	1	1	100% ▲	1	1	100% ▲
HANNOVER INSURANCE	MOPs Filed	Timely MOPs	Compliance	NOCs Filed	Timely NOCs	Compliance
CA428 ALLMERICA FINANCIAL BENEFIT INSURANCE	No Filings	No Filings	No Filings	No Filings	No Filings	No Filings
CA048 CITIZENS INSURANCE COMPANY OF AMERICA	5	4	80%	1	1	100%
CA202 HANOVER INSURANCE	4	3	75%	No Filings	No Filings	No Filings
CA228 MASSACHUSETTS BAY INSURANCE	1	1	100%	No Filings	No Filings	No Filings
Total	10	8	80% ▼	1	1	100% ▲
HANNOVER INSURANCE Group Total	10	8	80% ▼	1	1	100% ▲

INSURANCE GROUP COMPLIANCE
Initial MOP and Initial Indemnity NOC Filings
First Quarter
1/1/2018 - 3/31/2018

Insurance Company	Total Initial MOPs Filed	Initial MOPs Filed Timely	Compliance Percentage	Total Initial Indemnity NOCs Filed	Initial Indemnity NOCs Filed Timely	Compliance Percentage
HARTFORD INSURANCE	MOPs Filed	Timely MOPs	Compliance	NOCs Filed	Timely NOCs	Compliance
CA188 HARTFORD ACCIDENT & INDEMNITY	No Filings	No Filings	No Filings	No Filings	No Filings	No Filings
CA185 HARTFORD CASUALTY INSURANCE	1	1	100%	No Filings	No Filings	No Filings
CA203 HARTFORD FIRE INSURANCE	2	2	100%	No Filings	No Filings	No Filings
CA186 HARTFORD INSURANCE COMPANY OF THE MIDWEST	No Filings	No Filings	No Filings	No Filings	No Filings	No Filings
CA187 HARTFORD UNDERWRITERS INSURANCE	4	2	50%	1	1	100%
CA288 PROPERTY & CASUALTY INSURANCE COMPANY OF HARTFORD	3	2	67%	1	1	100%
CA319 TRUMBULL INSURANCE	2	2	100%	3	3	100%
CA321 TWIN CITY FIRE INSURANCE	4	4	100%	2	2	100%
Total	16	13	81% ▼	7	7	100% ▲
HARTFORD INSURANCE TPA Administered Claims						
CA070 CANNON COCHRAN MANAGEMENT SERVICES	No Filings	No Filings	No Filings	No Filings	No Filings	No Filings
CA116 CORVEL ENTERPRISE COMP	2	2	100%	No Filings	No Filings	No Filings
CA300 SEDGWICK CLAIMS MANAGEMENT SERVICES	1	1	100%	4	4	100%
TPA Total	3	3	100% ▲	4	4	100% ▲
HARTFORD INSURANCE Group Total	19	16	84% ▼	11	11	100% ▲
HELMSMAN MANAGEMENT SERVICES	MOPs Filed	Timely MOPs	Compliance	NOCs Filed	Timely NOCs	Compliance
CA204 HELMSMAN MANAGEMENT SERVICES	6	4	67%	1	1	100%
Total	6	4	67% ▼	1	1	100% ▲
HELMSMAN MANAGEMENT SERVICES Group Total	6	4	67% ▼	1	1	100% ▲
LIBERTY MUTUAL INSURANCE	MOPs Filed	Timely MOPs	Compliance	NOCs Filed	Timely NOCs	Compliance
CA003 AMERICAN FIRE & CASUALTY INSURANCE	3	2	67%	No Filings	No Filings	No Filings
CA380 EMPLOYERS INSURANCE OF WAUSAU	No Filings	No Filings	No Filings	No Filings	No Filings	No Filings
CA162 EXCELSIOR INSURANCE	No Filings	No Filings	No Filings	1	1	100%
CA210 LIBERTY MUTUAL INSURANCE	22	18	82%	7	5	71%
CA406 OHIO CASUALTY INSURANCE	No Filings	No Filings	No Filings	No Filings	No Filings	No Filings
CA407 OHIO SECURITY INSURANCE	4	1	25%	No Filings	No Filings	No Filings
CA283 PEERLESS INDEMNITY INSURANCE	1	0	0%	No Filings	No Filings	No Filings
CA275 PEERLESS INSURANCE	No Filings	No Filings	No Filings	No Filings	No Filings	No Filings
CA309 THE NETHERLANDS INSURANCE	No Filings	No Filings	No Filings	No Filings	No Filings	No Filings
Total	30	21	70% ▼	8	6	75% ▼
LIBERTY MUTUAL INSURANCE Group Total	30	21	70% ▼	8	6	75% ▼
MAINE AUTOMOBILE DEALERS ASSOCIATION	MOPs Filed	Timely MOPs	Compliance	NOCs Filed	Timely NOCs	Compliance
CA220 MAINE AUTOMOBILE DEALERS ASSOCIATION	13	13	100%	6	6	100%
Total	13	13	100% ▲	6	6	100% ▲
MAINE AUTOMOBILE DEALERS ASSOCIATION Group Total	13	13	100% ▲	6	6	100% ▲

INSURANCE GROUP COMPLIANCE
Initial MOP and Initial Indemnity NOC Filings
First Quarter
1/1/2018 - 3/31/2018

Insurance Company	Total Initial MOPs Filed	Initial MOPs Filed Timely	Compliance Percentage	Total Initial Indemnity NOCs Filed	Initial Indemnity NOCs Filed Timely	Compliance Percentage
MAINE EMPLOYERS' MUTUAL INSURANCE	MOPs Filed	Timely MOPs	Compliance	NOCs Filed	Timely NOCs	Compliance
CA260 MAINE EMPLOYERS' MUTUAL INSURANCE	366	335	92%	233	215	92%
Total	366	335	92% ▲	233	215	92% ▲
MAINE EMPLOYERS' MUTUAL INSURANCE TPA Administered Claims						
CA070 CANNON COCHRAN MANAGEMENT SERVICES	No Filings	No Filings	No Filings	No Filings	No Filings	No Filings
TPA Total	No Filings	No Filings	No Filings	No Filings	No Filings	No Filings
MAINE EMPLOYERS' MUTUAL INSURANCE Group Total	366	335	92% ▲	233	215	92% ▲
MAINE HEALTHCARE ASSOCIATION	MOPs Filed	Timely MOPs	Compliance	NOCs Filed	Timely NOCs	Compliance
CA234 MAINE HEALTHCARE ASSOCIATION	6	4	67%	6	6	100%
Total	6	4	67% ▼	6	6	100% ▲
MAINE HEALTHCARE ASSOCIATION Group Total	6	4	67% ▼	6	6	100% ▲
MAINE MOTOR TRANSPORT ASSOCIATION	MOPs Filed	Timely MOPs	Compliance	NOCs Filed	Timely NOCs	Compliance
CA230 MAINE MOTOR TRANSPORT ASSOCIATION	17	17	100%	13	13	100%
Total	17	17	100% ▲	13	13	100% ▲
MAINE MOTOR TRANSPORT ASSOCIATION Group Total	17	17	100% ▲	13	13	100% ▲
MAINE MUNICIPAL ASSOCIATION	MOPs Filed	Timely MOPs	Compliance	NOCs Filed	Timely NOCs	Compliance
CA225 MAINE MUNICIPAL ASSOCIATION	83	76	92%	62	62	100%
Total	83	76	92% ▲	62	62	100% ▲
MAINE MUNICIPAL ASSOCIATION Group Total	83	76	92% ▲	62	62	100% ▲
MAINE SCHOOL MANAGEMENT ASSOCIATION	MOPs Filed	Timely MOPs	Compliance	NOCs Filed	Timely NOCs	Compliance
CA250 MAINE SCHOOL MANAGEMENT ASSOCIATION	29	28	97%	8	8	100%
Total	29	28	97% ▲	8	8	100% ▲
MAINE SCHOOL MANAGEMENT ASSOCIATION Group Total	29	28	97% ▲	8	8	100% ▲
MITSUI SUMITOMO INS CO OF AMERICA	MOPs Filed	Timely MOPs	Compliance	NOCs Filed	Timely NOCs	Compliance
MITSUI SUMITOMO INS CO OF AMERICA	*	*	*	*	*	*
Total	*	*	*	*	*	*
MITSUI SUMITOMO INS CO OF AMERICA TPA Administered Claims						
CA190 GALLAGHER BASSETT SERVICES	1	1	100%	No Filings	No Filings	No Filings
TPA Total	1	1	100% ▲	No Filings	No Filings	No Filings
MITSUI SUMITOMO INS CO OF AMERICA Group Total	1	1	100% ▲	No Filings	No Filings	No Filings
NATIONWIDE INSURANCE	MOPs Filed	Timely MOPs	Compliance	NOCs Filed	Timely NOCs	Compliance
CA291 NATIONWIDE AGRIBUSINESS INSURANCE	1	0	0%	No Filings	No Filings	No Filings
Total	1	0	0% ▼	No Filings	No Filings	No Filings
NATIONWIDE INSURANCE Group Total	1	0	0% ▼	No Filings	No Filings	No Filings

Maine Workers' Compensation Board
Initial MOP Filing Benchmark: 85%
Initial Indemnity NOC Benchmark: 90%

* Indicates no claims activity
▲ Indicates benchmark met or exceeded
▼ Indicates benchmark not met

INSURANCE GROUP COMPLIANCE
Initial MOP and Initial Indemnity NOC Filings
First Quarter
1/1/2018 - 3/31/2018

Insurance Company	Total Initial MOPs Filed	Initial MOPs Filed Timely	Compliance Percentage	Total Initial Indemnity NOCs Filed	Initial Indemnity NOCs Filed Timely	Compliance Percentage
NORTH RIVER INSURANCE	MOPs Filed	Timely MOPs	Compliance	NOCs Filed	Timely NOCs	Compliance
CA257 NORTH RIVER INSURANCE	*	*	*	*	*	*
Total	*	*	*	*	*	*
NORTH RIVER INSURANCE TPA Administered Claims						
CA040 BROADSPIRE SERVICES	No Filings	No Filings	No Filings	No Filings	No Filings	No Filings
TPA Total	No Filings	No Filings	No Filings	No Filings	No Filings	No Filings
NORTH RIVER INSURANCE Group Total	No Filings	No Filings	No Filings	No Filings	No Filings	No Filings
OLD REPUBLIC INSURANCE	MOPs Filed	Timely MOPs	Compliance	NOCs Filed	Timely NOCs	Compliance
OLD REPUBLIC GENERAL INSURANCE CORP.	*	*	*	*	*	*
OLD REPUBLIC INSURANCE	*	*	*	*	*	*
Total	*	*	*	*	*	*
OLD REPUBLIC INSURANCE TPA Administered Claims						
CA070 CANNON COCHRAN MANAGEMENT SERVICES	2	2	100%	No Filings	No Filings	No Filings
CA160 ESIS	No Filings	No Filings	No Filings	1	1	100%
CA190 GALLAGHER BASSETT SERVICES	1	1	100%	1	1	100%
CA204 HELMSMAN MANAGEMENT SERVICES	1	1	100%	No Filings	No Filings	No Filings
CA300 SEDGWICK CLAIMS MANAGEMENT SERVICES	3	3	100%	No Filings	No Filings	No Filings
CA280 TRISTAR RISK ENTERPRISE MANAGEMENT	No Filings	No Filings	No Filings	1	0	0%
TPA Total	7	7	100% ▲	3	2	67% ▼
OLD REPUBLIC INSURANCE Group Total	7	7	100% ▲	3	2	67% ▼
PENNSYLVANIA MFG ASSN	MOPs Filed	Timely MOPs	Compliance	NOCs Filed	Timely NOCs	Compliance
MANUFACTURERS ALLIANCE INSURANCE	*	*	*	*	*	*
PENNSYLVANIA MFG ASSN	*	*	*	*	*	*
PENNSYLVANIA MFG INDEMNITY CO	*	*	*	*	*	*
Total	*	*	*	*	*	*
PENNSYLVANIA MFG ASSN TPA Administered Claims						
CA190 GALLAGHER BASSETT SERVICES	1	0	0%	2	1	50%
CA323 THE AMERICAN EQUITY UNDERWRITERS	No Filings	No Filings	No Filings	No Filings	No Filings	No Filings
TPA Total	1	0	0% ▼	2	1	50% ▼
PENNSYLVANIA MFG ASSN Group Total	1	0	0% ▼	2	1	50% ▼
PROTECTIVE INSURANCE	MOPs Filed	Timely MOPs	Compliance	NOCs Filed	Timely NOCs	Compliance
CA277 PROTECTIVE INSURANCE COMPANY	*	*	*	*	*	*
Total	*	*	*	*	*	*
PROTECTIVE INSURANCE TPA Administered Claims						
CA340 YORK RISK SERVICES	No Filings	No Filings	No Filings	No Filings	No Filings	No Filings
TPA Total	No Filings	No Filings	No Filings	No Filings	No Filings	No Filings
PROTECTIVE INSURANCE Group Total	No Filings	No Filings	No Filings	No Filings	No Filings	No Filings

INSURANCE GROUP COMPLIANCE
Initial MOP and Initial Indemnity NOC Filings
First Quarter
1/1/2018 - 3/31/2018

Insurance Company	Total Initial MOPs Filed	Initial MOPs Filed Timely	Compliance Percentage	Total Initial Indemnity NOCs Filed	Initial Indemnity NOCs Filed Timely	Compliance Percentage
QBE INSURANCE GROUP	MOPs Filed	Timely MOPs	Compliance	NOCs Filed	Timely NOCs	Compliance
QBE INSURANCE GROUP	*	*	*	*	*	*
Total	*	*	*	*	*	*
QBE INSURANCE GROUP TPA Administered Claims						
CA300 SEDGWICK CLAIMS MANAGEMENT SERVICES	2	2	100%	1	1	100%
TPA Total	2	2	100% ▲	1	1	100% ▲
QBE INSURANCE GROUP Group Total	2	2	100% ▲	1	1	100% ▲
SAFETY NATIONAL CASUALTY CORP	MOPs Filed	Timely MOPs	Compliance	NOCs Filed	Timely NOCs	Compliance
SAFETY NATIONAL CASUALTY CORP	*	*	*	*	*	*
Total	*	*	*	*	*	*
SAFETY NATIONAL CASUALTY CORP TPA Administered Claims						
CA040 BROADSPIRE SERVICES	2	2	100%	No Filings	No Filings	No Filings
CA070 CANNON COCHRAN MANAGEMENT SERVICES	1	1	100%	No Filings	No Filings	No Filings
CA116 CORVEL ENTERPRISE COMP	3	1	33%	1	1	100%
CA190 GALLAGHER BASSETT SERVICES	1	1	100%	No Filings	No Filings	No Filings
CA300 SEDGWICK CLAIMS MANAGEMENT SERVICES	No Filings	No Filings	No Filings	4	3	75%
TPA Total	7	5	71% ▼	5	4	80% ▼
SAFETY NATIONAL CASUALTY CORP Group Total	7	5	71% ▼	5	4	80% ▼
SEDGWICK CLAIMS MANAGEMENT SERVICES	MOPs Filed	Timely MOPs	Compliance	NOCs Filed	Timely NOCs	Compliance
CA300 SEDGWICK CLAIMS MANAGEMENT SERVICES	48	47	98%	46	45	98%
Total	48	47	98% ▲	46	45	98% ▲
SEDGWICK CLAIMS MANAGEMENT SERVICES Group Total	48	47	98% ▲	46	45	98% ▲
SENTRY INSURANCE	MOPs Filed	Timely MOPs	Compliance	NOCs Filed	Timely NOCs	Compliance
CA402 SENTRY CASUALTY	9	8	89%	1	1	100%
CA305 SENTRY INSURANCE	3	3	100%	No Filings	No Filings	No Filings
Total	12	11	92% ▲	1	1	100% ▲
SENTRY INSURANCE Group Total	12	11	92% ▲	1	1	100% ▲
STARR INDEMNITY INSURANCE	MOPs Filed	Timely MOPs	Compliance	NOCs Filed	Timely NOCs	Compliance
STARR INDEMNITY INSURANCE	*	*	*	*	*	*
Total	*	*	*	*	*	*
STARR INDEMNITY INSURANCE TPA Administered Claims						
CA160 ESIS	2	1	50%	No Filings	No Filings	No Filings
CA190 GALLAGHER BASSETT SERVICES	1	1	100%	No Filings	No Filings	No Filings
CA300 SEDGWICK CLAIMS MANAGEMENT SERVICES	No Filings	No Filings	No Filings	No Filings	No Filings	No Filings
TPA Total	3	2	67% ▼	No Filings	No Filings	No Filings
STARR INDEMNITY INSURANCE Group Total	3	2	67% ▼	No Filings	No Filings	No Filings

INSURANCE GROUP COMPLIANCE
Initial MOP and Initial Indemnity NOC Filings
First Quarter
1/1/2018 - 3/31/2018

Insurance Company	Total Initial MOPs Filed	Initial MOPs Filed Timely	Compliance Percentage	Total Initial Indemnity NOCs Filed	Initial Indemnity NOCs Filed Timely	Compliance Percentage
STATE OF MAINE WORKERS' COMPENSATION TRUST	MOPs Filed	Timely MOPs	Compliance	NOCs Filed	Timely NOCs	Compliance
CA307 STATE OF MAINE WORKERS' COMPENSATION TRUST	42	41	98%	32	31	97%
Total	42	41	98% ▲	32	31	97% ▲
STATE OF MAINE WORKERS' COMPENSATION TRUST Group Total	42	41	98% ▲	32	31	97% ▲
SYNERNET	MOPs Filed	Timely MOPs	Compliance	NOCs Filed	Timely NOCs	Compliance
CA320 SYNERNET	17	16	94%	37	36	97%
Total	17	16	94% ▲	37	36	97% ▲
SYNERNET Group Total	17	16	94% ▲	37	36	97% ▲
THE AMERICAN EQUITY UNDERWRITERS	MOPs Filed	Timely MOPs	Compliance	NOCs Filed	Timely NOCs	Compliance
CA323 THE AMERICAN EQUITY UNDERWRITERS	No Filings	No Filings	No Filings	No Filings	No Filings	No Filings
Total	No Filings	No Filings	No Filings	No Filings	No Filings	No Filings
THE AMERICAN EQUITY UNDERWRITERS Group Total	No Filings	No Filings	No Filings	No Filings	No Filings	No Filings
TOKIO MARINE INSURANCE	MOPs Filed	Timely MOPs	Compliance	NOCs Filed	Timely NOCs	Compliance
CA414 TOKIO MARINE AMERICA INSURANCE	No Filings	No Filings	No Filings	No Filings	No Filings	No Filings
Total	No Filings	No Filings	No Filings	No Filings	No Filings	No Filings
TOKIO MARINE INSURANCE Group Total	No Filings	No Filings	No Filings	No Filings	No Filings	No Filings
TRAVELERS INSURANCE	MOPs Filed	Timely MOPs	Compliance	NOCs Filed	Timely NOCs	Compliance
CA072 CHARTER OAK FIRE INSURANCE	14	10	71%	11	11	100%
CA164 FARMINGTON CASUALTY	No Filings	No Filings	No Filings	No Filings	No Filings	No Filings
CA306 STANDARD FIRE INSURANCE	1	1	100%	1	1	100%
CA347 TRAVELERS CASUALTY & SURETY	No Filings	No Filings	No Filings	No Filings	No Filings	No Filings
CA348 TRAVELERS CASUALTY INSURANCE COMPANY OF AMERICA	2	1	50%	No Filings	No Filings	No Filings
CA349 TRAVELERS COMMERCIAL CASUALTY	2	1	50%	No Filings	No Filings	No Filings
CA346 TRAVELERS INDEMNITY COMPANY OF AMERICA	No Filings	No Filings	No Filings	1	1	100%
CA345 TRAVELERS PROPERTY CASUALTY INSURANCE	1	0	0%	No Filings	No Filings	No Filings
Total	20	13	65% ▼	13	13	100% ▲
TRAVELERS INSURANCE TPA Administered Claims						
CA190 GALLAGHER BASSETT SERVICES	3	2	67%	No Filings	No Filings	No Filings
CA300 SEDGWICK CLAIMS MANAGEMENT SERVICES	1	1	100%	2	2	100%
CA340 YORK RISK SERVICES	1	0	0%	No Filings	No Filings	No Filings
TPA Total	5	3	60% ▼	2	2	100% ▲
TRAVELERS INSURANCE Group Total	25	16	64% ▼	15	15	100% ▲
TRISTAR RISK ENTERPRISE MANAGEMENT	MOPs Filed	Timely MOPs	Compliance	NOCs Filed	Timely NOCs	Compliance
CA280 TRISTAR RISK ENTERPRISE MANAGEMENT	No Filings	No Filings	No Filings	1	0	0%
Total	No Filings	No Filings	No Filings	1	0	0% ▼
TRISTAR RISK ENTERPRISE MANAGEMENT Group Total	No Filings	No Filings	No Filings	1	0	0% ▼

Maine Workers' Compensation Board
Initial MOP Filing Benchmark: 85%
Initial Indemnity NOC Benchmark: 90%

* Indicates no claims activity
▲ Indicates benchmark met or exceeded
▼ Indicates benchmark not met

INSURANCE GROUP COMPLIANCE
Initial MOP and Initial Indemnity NOC Filings
First Quarter
1/1/2018 - 3/31/2018

Insurance Company	Total Initial MOPs Filed	Initial MOPs Filed Timely	Compliance Percentage	Total Initial Indemnity NOCs Filed	Initial Indemnity NOCs Filed Timely	Compliance Percentage
XL INSURANCE	MOPs Filed	Timely MOPs	Compliance	NOCs Filed	Timely NOCs	Compliance
CA384 XL INSURANCE	*	*	*	*	*	*
Total	*	*	*	*	*	*
XL INSURANCE TPA Administered Claims						
CA117 COTTINGHAM & BUTLER CLAIMS SERVICES	1	1	100%	No Filings	No Filings	No Filings
CA160 ESIS	2	1	50%	No Filings	No Filings	No Filings
CA190 GALLAGHER BASSETT SERVICES	4	2	50%	5	5	100%
CA300 SEDGWICK CLAIMS MANAGEMENT SERVICES	2	2	100%	2	2	100%
TPA Total	9	6	67% ▼	7	7	100% ▲
XL INSURANCE Group Total	9	6	67% ▼	7	7	100% ▲
YORK RISK SERVICES	MOPs Filed	Timely MOPs	Compliance	NOCs Filed	Timely NOCs	Compliance
CA340 YORK RISK SERVICES	4	3	75%	1	1	100%
Total	4	3	75% ▼	1	1	100% ▲
YORK RISK SERVICES Group Total	4	3	75% ▼	1	1	100% ▲
ZURICH INSURANCE	MOPs Filed	Timely MOPs	Compliance	NOCs Filed	Timely NOCs	Compliance
CA022 AMERICAN ZURICH	6	4	67%	2	2	100%
CA400 ZURICH AMERICAN INSURANCE	3	2	67%	2	2	100%
CA404 ZURICH AMERICAN INSURANCE COMPANY OF ILLINOIS	No Filings	No Filings	No Filings	No Filings	No Filings	No Filings
Total	9	6	67% ▼	4	4	100% ▲
ZURICH INSURANCE TPA Administered Claims						
CA160 ESIS	No Filings	No Filings	No Filings	No Filings	No Filings	No Filings
CA190 GALLAGHER BASSETT SERVICES	6	5	83%	1	1	100%
CA300 SEDGWICK CLAIMS MANAGEMENT SERVICES	1	1	100%	2	2	100%
TPA Total	7	6	86% ▲	3	3	100% ▲
ZURICH INSURANCE Group Total	16	12	75% ▼	7	7	100% ▲