

MAINE STATE LEGISLATURE

The following document is provided by the
LAW AND LEGISLATIVE DIGITAL LIBRARY
at the Maine State Law and Legislative Reference Library
<http://legislature.maine.gov/lawlib>



Reproduced from scanned originals with text recognition applied
(searchable text may contain some errors and/or omissions)



QUARTERLY COMPLIANCE REPORT

STATE OF MAINE
WORKERS' COMPENSATION BOARD

Fourth Quarter 2016
October 1, 2016 - December 31, 2016

Office of Monitoring, Audit &
Enforcement

Paul H. Sighinolfi, Esq.
Executive Director/Chair

27 State House Station
Augusta, Maine 04333-0027
207.287.3751

**State of Maine
Workers' Compensation Board
Quarterly Compliance Report
Fourth Quarter 2016**

Table of Contents

1.	Executive Summary	Pages 1-2
2.	Lost Time First Report of Injury Filings	Page 3
3.	Initial Indemnity Payments	Page 4
4.	Initial Memorandum of Payment Filings	Page 5
5.	Initial Indemnity Notice of Controversy Filings	Page 6
6.	Wage Information	Page 7

Table of Charts

1.	Lost Time First Report of Injury Filings Timeliness Distribution	Page 3
2.	Lost Time First Report of Injury Filings Quarterly Compliance	Page 3
3.	Lost Time First Report of Injury Filings Compliance Trend	Page 3
4.	Initial Indemnity Payments Timeliness Distribution	Page 4
5.	Initial Indemnity Payments Quarterly Compliance	Page 4
6.	Initial Indemnity Payments Compliance Trend	Page 4
7.	Initial Memorandum of Payment Filings Timeliness Distribution	Page 5
8.	Initial Memorandum of Payment Filings Quarterly Compliance	Page 5
9.	Initial Memorandum of Payment Filings Compliance Trend	Page 5
10.	Initial Indemnity Notice of Controversy Filings Timeliness Distribution	Page 6
11.	Initial Indemnity Notice of Controversy Filings Quarterly Compliance	Page 6
12.	Initial Indemnity Notice of Controversy Filings Compliance Trend	Page 6
13.	Wage Information Wage Statement Timeliness Distribution	Page 7
14.	Wage Information Fringe Benefits Worksheet(s) Timeliness Distribution	Page 7

Appendices

A.	Insurance Group Compliance	Pages A1-A15
	Lost Time FROI Filings and Initial Indemnity Payments	
B.	Insurance Group Compliance	Pages B1-B15
	Initial MOP and Initial Indemnity NOC Filings	

On April 5, 2017, the Maine Workers' Compensation Board of Directors approved the Fourth Quarter 2016 Compliance Report. This report represents the efforts of the Office of Monitoring, Audit and Enforcement and insurers, self-insurers, and third-party administrators (collectively "insurers").

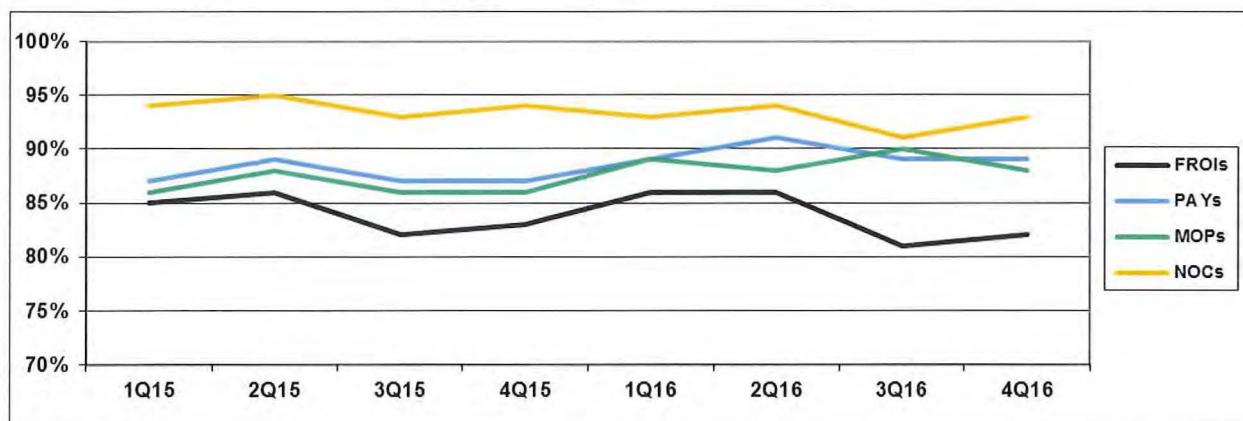
I. COMPLIANCE OVERVIEW

The Reconciliation Report was sent to 86 insurers on January 27, 2017; 55 responded, 22 were not required to respond and 9 did not respond.

The 4Q16 report represents results based upon data received by March 3, 2017. The results are:

	Number of Days	Benchmark	1Q15	2Q15	3Q15	4Q15	1Q16	2Q16	3Q16	4Q16
FROIs	7	85%	85%	86%	82%	83%	86%	86%	81%	82%
PAYs	14	87%	87%	89%	87%	87%	89%	91%	89%	89%
MOPs	17	85%	86%	88%	86%	86%	89%	88%	90%	88%
NOCs	14	90%	94%	95%	93%	94%	93%	94%	91%	93%

Compliance Benchmark Tracking



II. CAVEATS & EXPLANATIONS

A. General

- Question marks ("??") within this report indicate that the insurer did not provide all of the data required to measure compliance in that particular area.

B. Lost Time First Report of Injury (FROI) Filings

- Compliance with this benchmark exists when the FROI is filed (accepted EDI transaction, with or without errors) within 7 days after the employer receives notice or knowledge of an employee injury that has caused the employee to lose a day's work.

C. Initial Indemnity Payments (PAYs)

- Compliance with this benchmark exists when the check is mailed within the later of (i) 14 days after the employer's notice or knowledge of incapacity or (ii) the first day of compensability plus 6 days.
- If an employer continues to pay the employee's salary, payments are deemed timely for purposes of compliance if made consistent with the employer's usual payroll practice.

D. Initial Memorandum of Payment (MOP) Filings

- Compliance with this benchmark exists when the MOP is received within 17 days of the employer's notice or knowledge of incapacity.

E. Initial Indemnity Notice of Controversy (NOC) Filings

- Compliance with this benchmark exists when the NOC is filed (accepted EDI transaction, with or without errors) within 14 days after the employer receives notice or knowledge of the incapacity or death. Measurement excludes filings submitted with full denial reason codes 3A-3H (No Coverage).

III. COMPLETED AUDITS

The Board conducts compliance audits of insurers to ensure that all obligations under the Workers' Compensation Act are met. The functions of the audit program include, but are not limited to: ensuring that all reporting requirements of the Board are met, auditing the timeliness of benefit payments, auditing the accuracy of indemnity payments, evaluating claims-handling techniques, and determining whether claims are unreasonably contested.

The following had audits completed in the 4Q16:

Auditee	Total Penalties
Frankenmuth Group (Patriot Insurance)	\$3,000.00
Maine Automobile Dealers Association Workers' Compensation Trust	\$4,550.00
MS & AD Insurance Group	\$1,700.00

LOST TIME FIRST REPORT OF INJURY FILINGS

Chart 1: Timeliness Distribution




Table 1: Received Within

0-7 Days	2,742	82%
8-14 Days	325	10%
15-29 Days	168	5%
30+ Days	101	3%
? Days	0	0%
Total	3,336	100%

*The percentages may not always add to 100% due to rounding

Chart 2: Quarterly Compliance

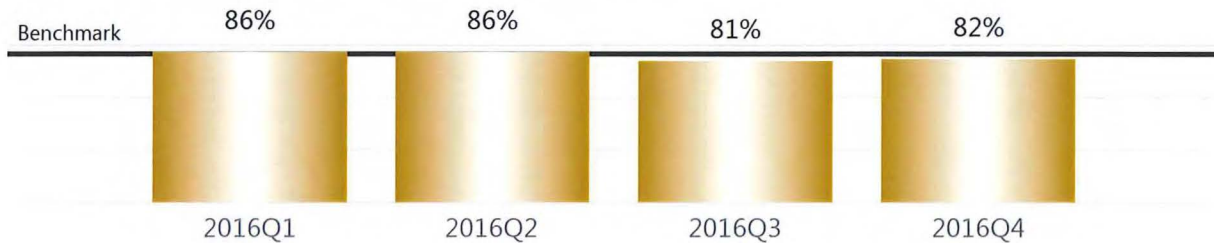
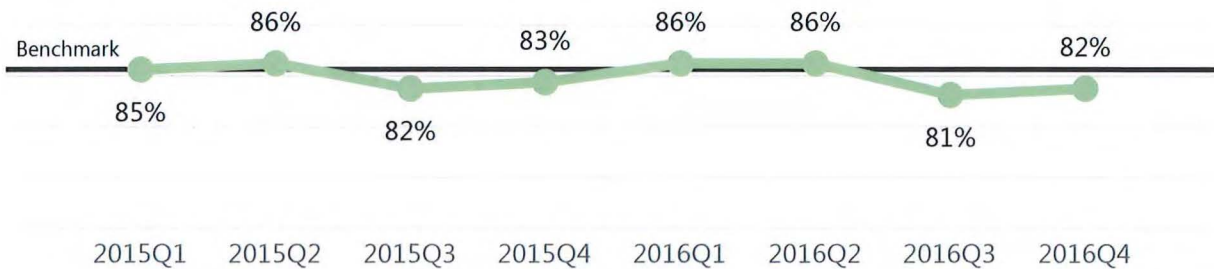


Chart 3: Compliance Trend



INITIAL INDEMNITY PAYMENTS

Chart 4: Timeliness Distribution




Table 2: Made Within

0-14 Days	814	89%
15-21 Days	56	6%
22-44 Days	29	3%
45+ Days	19	2%
? Days	0	0%
Total	918	100%

*The percentages may not always add to 100% due to rounding

Initial indemnity payments are monitored to ensure that payments are initiated within the time limits established in Section 205. As a result of these efforts, \$15,250 was issued to claimants in penalties and there is another \$6,600 in penalties awaiting resolution.

Chart 5: Quarterly Compliance

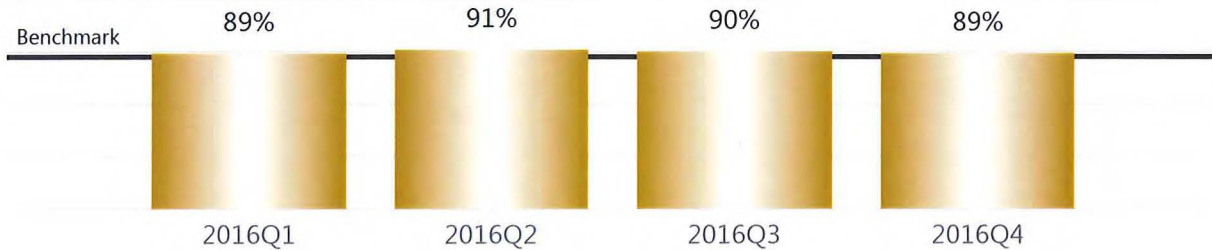
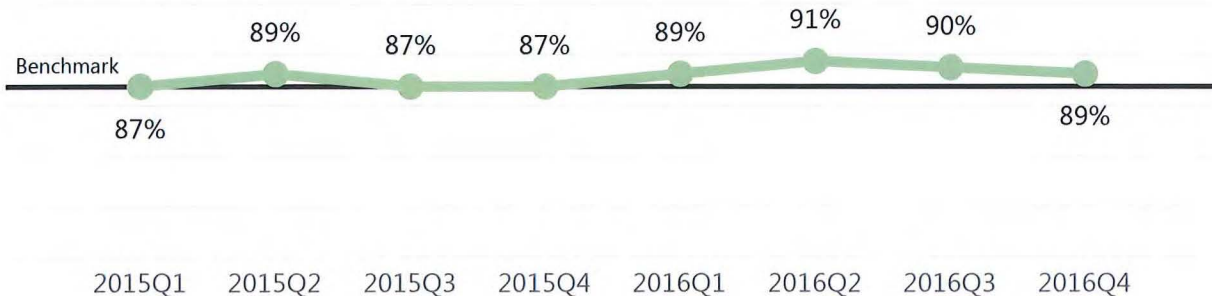


Chart 6: Compliance Trend



INITIAL MEMORANDUM OF PAYMENT FILINGS

Chart 7: Timeliness Distribution

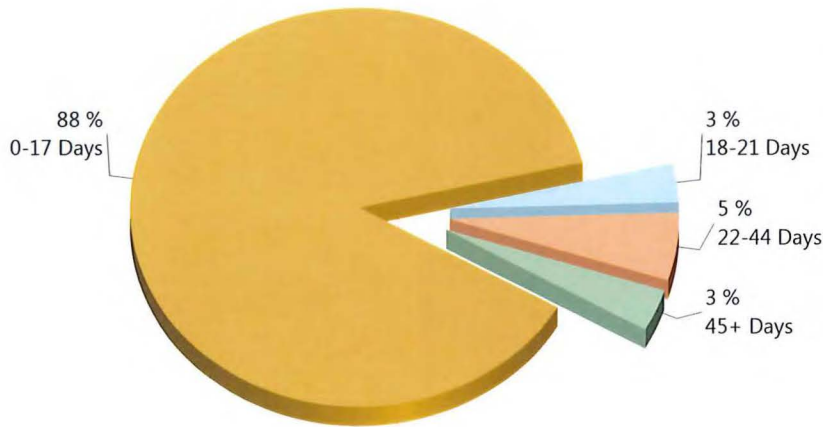


Table 3: Received Within

0-17 Days	808	88%
18-21 Days	29	3%
22-44 Days	50	5%
45+ Days	31	3%
? Days	0	0%
Total	918	100%

*The percentages may not always add to 100% due to rounding

Chart 8: Quarterly Compliance

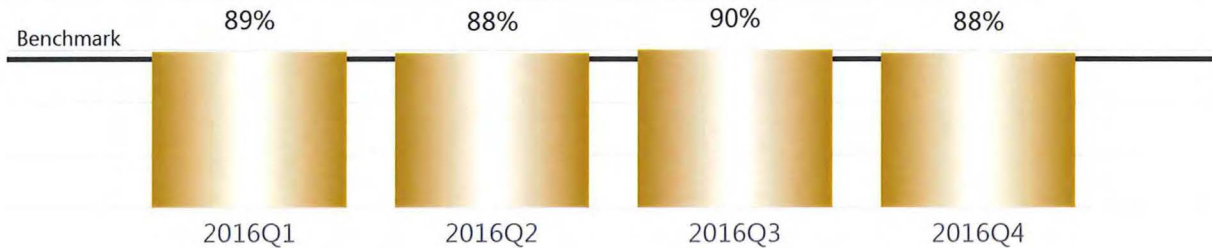


Chart 9: Compliance Trend



INITIAL INDEMNITY NOTICE OF CONTROVERSY FILINGS

Chart 10: Timeliness Distribution

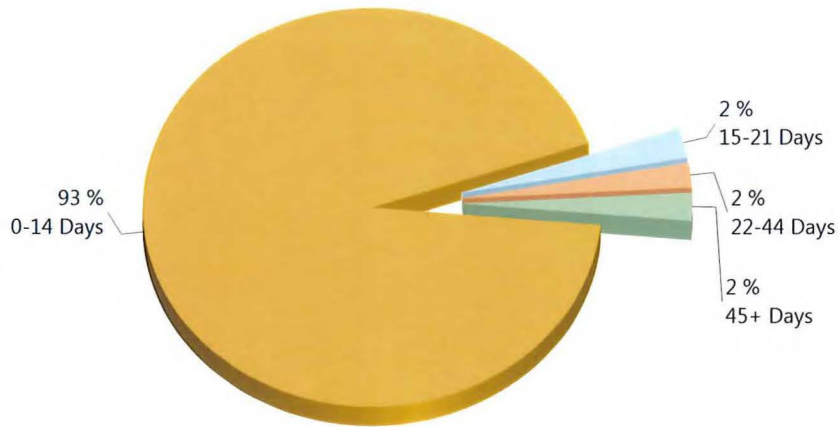


Table 4: Received Within

0-14 Days	617	93%
15-21 Days	16	2%
22-44 Days	13	2%
45+ Days	15	2%
? Days	0	0%
Total	661	100%

*The percentages may not always add to 100% due to rounding

Chart 11: Quarterly Compliance

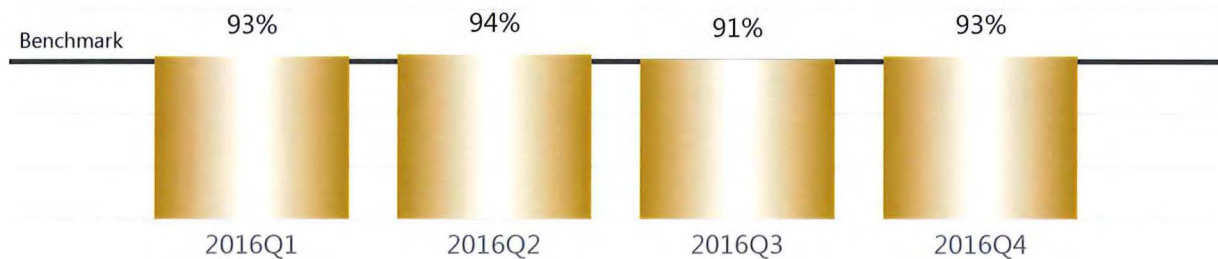
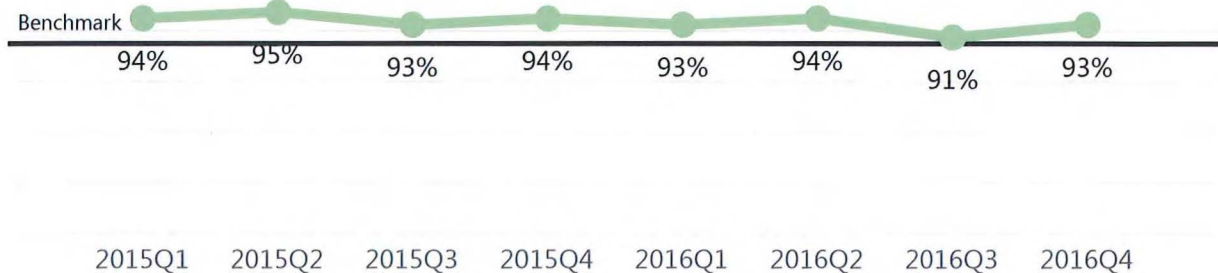


Chart 12: Compliance Trend



WAGE INFORMATION

Wage information (WCB-2 and WCB-2B forms) must be filed within 30 days of an employer's notice or knowledge of a claim for compensation (Title 39-A M.R.S.A. Section 303). This includes both compensated and controverted claims where a claim for compensation has been made.

Chart 13: Wage Statement Timeliness Distribution

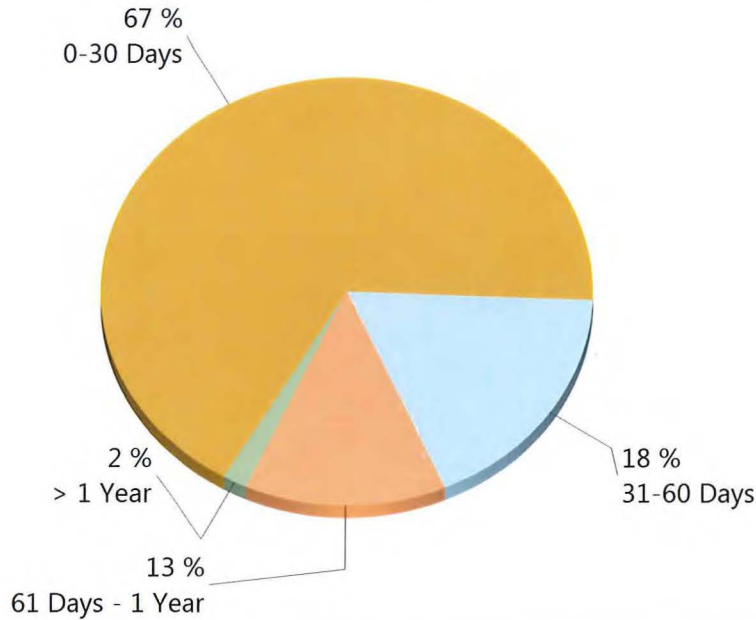


Table 5: Wage Statements Received

0-30 Days	1,357	67%
31-60 Days	359	18%
61 Days - 1 Year	268	13%
> 1 Year	33	2%
Total	2,017	100%

Wage Statement(s): 1,441 (70%) of the 2,072 Wage Statement(s) that were due this quarter were filed timely, 476 (23%) were filed late, and 186 (9%) remain outstanding.

Chart 14: Fringe Benefit Worksheet Timeliness Distribution

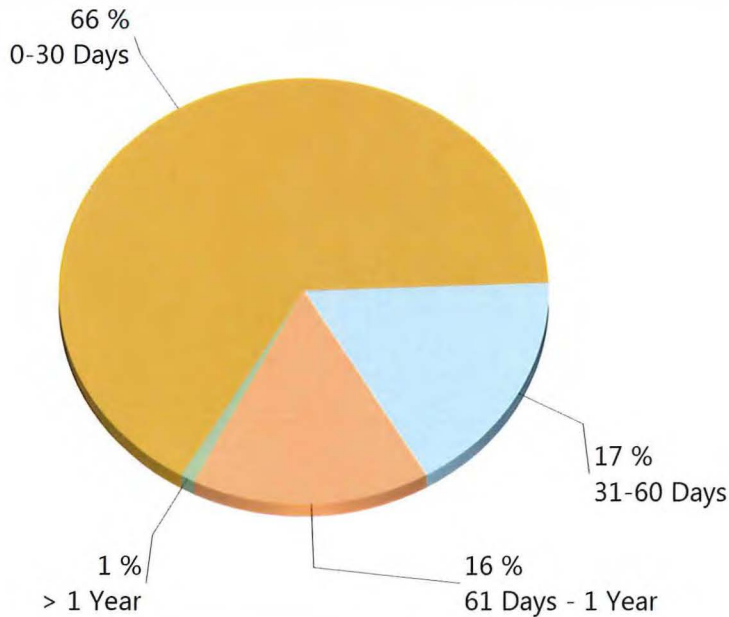


Table 6: Fringe Worksheets Received

0-30 Days	1,336	66%
31-60 Days	348	17%
61 Days - 1 Year	319	16%
> 1 Year	20	1%
Total	2,023	100%

Fringe Benefit Worksheet(s): 1,405 (68%) of the 2,072 Fringe Benefit Worksheet(s) due this quarter were filed timely, 478 (23%) were filed late, and 223 (11%) remain outstanding.

Appendix A

**Insurance Group Compliance
Lost Time FROI Filings and
Initial Indemnity Payments
Fourth Quarter 2016
10/1/2016-12/31/2016**

INSURANCE GROUP COMPLIANCE
Lost Time FROI and Initial Indemnity Payments
Fourth Quarter
10/1/2016 - 12/31/2016

Insurance Company	Total Lost Time FROIs Filed	Lost Time FROIs Filed Timely	Compliance Percentage	Total Initial Indemnity Payments Made	Initial Indemnity Payments Made Timely	Compliance Percentage
ACADIA INSURANCE	FROIs Filed	Timely FROIs	Compliance	Payments Made	Timely Payments	Compliance
CA010 ACADIA INSURANCE	69	50	72%	15	12	80%
Total	69	50	72% ▼	15	12	80% ▼
ACADIA INSURANCE Group Total	69	50	72% ▼	15	12	80% ▼
ACCIDENT FUND INSURANCE	FROIs Filed	Timely FROIs	Compliance	Payments Made	Timely Payments	Compliance
ACCIDENT FUND INSURANCE	*	*	*	*	*	*
Total	*	*	*	*	*	*
ACCIDENT FUND INSURANCE TPA Administered Claims						
CA040 BROADSPIRE SERVICES	*	*	*	*	*	*
TPA Total	*	*	*	*	*	*
ACCIDENT FUND INSURANCE Group Total	*	*	*	*	*	*
ACE INSURANCE	FROIs Filed	Timely FROIs	Compliance	Payments Made	Timely Payments	Compliance
ACE INSURANCE	*	*	*	*	*	*
Total	*	*	*	*	*	*
ACE INSURANCE TPA Administered Claims						
CA040 BROADSPIRE SERVICES	2	2	100%	2	2	100%
CA070 CANNON COCHRAN MANAGEMENT SERVICES	9	8	89%	3	3	100%
CA110 CONSTITUTION STATE SERVICES	6	3	50%	3	3	100%
CA116 CORVEL ENTERPRISE COMP	1	0	0%	1	1	100%
CA117 COTTINGHAM & BUTLER CLAIMS SERVICES	*	*	*	*	*	*
CA160 ESIS	20	9	45%	3	2	67%
CA190 GALLAGHER BASSETT SERVICES	26	23	88%	7	6	86%
CA204 HELMSMAN MANAGEMENT SERVICES	4	2	50%	1	1	100%
CA300 SEDGWICK CLAIMS MANAGEMENT SERVICES	78	71	91%	21	17	81%
CA340 YORK RISK SERVICES	1	0	0%	No Filings	No Filings	No Filings
TPA Total	147	118	80% ▼	41	35	85% ▼
ACE INSURANCE Group Total	147	118	80% ▼	41	35	85% ▼
ACUITY MUTUAL INSURANCE	FROIs Filed	Timely FROIs	Compliance	Payments Made	Timely Payments	Compliance
CA418 ACUITY MUTUAL INSURANCE	2	2	100%	1	1	100%
Total	2	2	100% ▲	1	1	100% ▲
ACUITY MUTUAL INSURANCE Group Total	2	2	100% ▲	1	1	100% ▲

Maine Workers' Compensation Board
Lost Time FROI Filing Benchmark: 85%
Initial Indemnity Payment Benchmark: 87%

* Indicates no claims activity this quarter
▲ Indicates benchmark met or exceeded
▼ Indicates benchmark not met

INSURANCE GROUP COMPLIANCE
Lost Time FROI and Initial Indemnity Payments
Fourth Quarter
10/1/2016 - 12/31/2016

Insurance Company	Total Lost Time FROIs Filed	Lost Time FROIs Filed Timely	Compliance Percentage	Total Initial Indemnity Payments Made	Initial Indemnity Payments Made Timely	Compliance Percentage
AIG INSURANCE	FROIs Filed	Timely FROIs	Compliance	Payments Made	Timely Payments	Compliance
CA015 AIG DOMESTIC CLAIMS	100	81	81%	36	30	83%
Total	100	81	81% ▼	36	30	83% ▼
AIG INSURANCE TPA Administered Claims						
CA100 CLAIMS MANAGEMENT (WALMART)	56	48	86%	7	7	100%
CA110 CONSTITUTION STATE SERVICES	*	*	*	*	*	*
CA160 ESIS	1	1	100%	No Filings	No Filings	No Filings
CA190 GALLAGHER BASSETT SERVICES	1	1	100%	1	1	100%
CA300 SEDGWICK CLAIMS MANAGEMENT SERVICES	*	*	*	*	*	*
TPA Total	58	50	86% ▲	8	8	100% ▲
AIG INSURANCE Group Total	158	131	83% ▼	44	38	86% ▼
AMTRUST INSURANCE	FROIs Filed	Timely FROIs	Compliance	Payments Made	Timely Payments	Compliance
CA342 TECHNOLOGY INSURANCE	7	3	43%	3	2	67%
CA381 WESCO INSURANCE	13	8	62%	4	4	100%
Total	20	11	55% ▼	7	6	86% ▼
AMTRUST INSURANCE Group Total	20	11	55% ▼	7	6	86% ▼
ARCH INSURANCE	FROIs Filed	Timely FROIs	Compliance	Payments Made	Timely Payments	Compliance
ARCH INSURANCE	*	*	*	*	*	*
Total	*	*	*	*	*	*
ARCH INSURANCE TPA Administered Claims						
CA040 BROADSPIRE SERVICES	3	2	67%	1	0	0%
CA117 COTTINGHAM & BUTLER CLAIMS SERVICES	No Filings	No Filings	No Filings	No Filings	No Filings	No Filings
CA190 GALLAGHER BASSETT SERVICES	2	1	50%	1	1	100%
CA204 HELMSMAN MANAGEMENT SERVICES	*	*	*	*	*	*
CA300 SEDGWICK CLAIMS MANAGEMENT SERVICES	16	15	94%	5	4	80%
CA340 YORK RISK SERVICES	1	0	0%	No Filings	No Filings	No Filings
TPA Total	22	18	82% ▼	7	5	71% ▼
ARCH INSURANCE Group Total	22	18	82% ▼	7	5	71% ▼
ATLANTIC SPECIALTY INSURANCE	FROIs Filed	Timely FROIs	Compliance	Payments Made	Timely Payments	Compliance
CA035 ATLANTIC SPECIALTY INSURANCE	*	*	*	*	*	*
Total	*	*	*	*	*	*
ATLANTIC SPECIALTY INSURANCE TPA Administered Claims						
CA190 GALLAGHER BASSETT SERVICES	1	1	100%	No Filings	No Filings	No Filings
TPA Total	1	1	100% ▲	No Filings	No Filings	No Filings
ATLANTIC SPECIALTY INSURANCE Group Total	1	1	100% ▲	No Filings	No Filings	No Filings

INSURANCE GROUP COMPLIANCE
Lost Time FROI and Initial Indemnity Payments
Fourth Quarter
10/1/2016 - 12/31/2016

Insurance Company	Total Lost Time FROIs Filed	Lost Time FROIs Filed Timely	Compliance Percentage	Total Initial Indemnity Payments Made	Initial Indemnity Payments Made Timely	Compliance Percentage
BATH IRON WORKS	FROIs Filed	Timely FROIs	Compliance	Payments Made	Timely Payments	Compliance
CA036 BATH IRON WORKS	98	90	92%	12	11	92%
Total	98	90	92% ▲	12	11	92% ▲
BATH IRON WORKS Group Total	98	90	92% ▲	12	11	92% ▲
BERKSHIRE HATHAWAY INSURANCE	FROIs Filed	Timely FROIs	Compliance	Payments Made	Timely Payments	Compliance
CA114 BERKSHIRE HATHAWAY HOMESTATE INSURANCE	1	0	0%	1	0	0%
CA115 CONTINENTAL INDEMNITY	*	*	*	*	*	*
CA293 REDWOOD FIRE AND CASUALTY INSURANCE	*	*	*	*	*	*
Total	1	0	0% ▼	1	0	0% ▼
BERKSHIRE HATHAWAY INSURANCE Group Total	1	0	0% ▼	1	0	0% ▼
BROADSPIRE SERVICES	FROIs Filed	Timely FROIs	Compliance	Payments Made	Timely Payments	Compliance
CA040 BROADSPIRE SERVICES	11	10	91%	5	4	80%
Total	11	10	91% ▲	5	4	80% ▼
BROADSPIRE SERVICES Group Total	11	10	91% ▲	5	4	80% ▼
CANNON COCHRAN MANAGEMENT SERVICES	FROIs Filed	Timely FROIs	Compliance	Payments Made	Timely Payments	Compliance
CA070 CANNON COCHRAN MANAGEMENT SERVICES	177	140	79%	66	59	89%
Total	177	140	79% ▼	66	59	89% ▲
CANNON COCHRAN MANAGEMENT SERVICES Group Total	177	140	79% ▼	66	59	89% ▲
CHEROKEE INSURANCE	FROIs Filed	Timely FROIs	Compliance	Payments Made	Timely Payments	Compliance
CA044 CHEROKEE INSURANCE	*	*	*	*	*	*
Total	*	*	*	*	*	*
CHEROKEE INSURANCE Group Total	*	*	*	*	*	*
CHUBB INSURANCE	FROIs Filed	Timely FROIs	Compliance	Payments Made	Timely Payments	Compliance
CA046 CHUBB INSURANCE	*	*	*	*	*	*
Total	*	*	*	*	*	*
CHUBB INSURANCE TPA Administered Claims						
CA160 ESIS	*	*	*	*	*	*
CA190 GALLAGHER BASSETT SERVICES	18	15	83%	6	5	83%
CA300 SEDGWICK CLAIMS MANAGEMENT SERVICES	No Filings	No Filings	No Filings	1	0	0%
TPA Total	18	15	83% ▼	7	5	71% ▼
CHUBB INSURANCE Group Total	18	15	83% ▼	7	5	71% ▼
CHURCH MUTUAL INSURANCE	FROIs Filed	Timely FROIs	Compliance	Payments Made	Timely Payments	Compliance
CA084 CHURCH MUTUAL INSURANCE	*	*	*	*	*	*
Total	*	*	*	*	*	*
CHURCH MUTUAL INSURANCE Group Total	*	*	*	*	*	*

Maine Workers' Compensation Board

Lost Time FROI Filing Benchmark: 85%

Initial Indemnity Payment Benchmark: 87%

* Indicates no claims activity this quarter

▲ Indicates benchmark met or exceeded

▼ Indicates benchmark not met

INSURANCE GROUP COMPLIANCE
Lost Time FROI and Initial Indemnity Payments
Fourth Quarter
10/1/2016 - 12/31/2016

Insurance Company	Total Lost Time FROIs Filed	Lost Time FROIs Filed Timely	Compliance Percentage	Total Initial Indemnity Payments Made	Initial Indemnity Payments Made Timely	Compliance Percentage
CIANBRO CORPORATION	FROIs Filed	Timely FROIs	Compliance	Payments Made	Timely Payments	Compliance
CA085 CIANBRO CORPORATION	*	*	*	*	*	*
Total	*	*	*	*	*	*
CIANBRO CORPORATION Group Total	*	*	*	*	*	*
CINCINNATI CASUALTY	FROIs Filed	Timely FROIs	Compliance	Payments Made	Timely Payments	Compliance
CINCINNATI CASUALTY	*	*	*	*	*	*
Total	*	*	*	*	*	*
CINCINNATI CASUALTY TPA Administered Claims						
CA340 YORK RISK SERVICES	*	*	*	*	*	*
TPA Total	*	*	*	*	*	*
CINCINNATI CASUALTY Group Total	*	*	*	*	*	*
CLAIMS MANAGEMENT (WALMART)	FROIs Filed	Timely FROIs	Compliance	Payments Made	Timely Payments	Compliance
CA100 CLAIMS MANAGEMENT (WALMART)	56	48	86%	7	7	100%
Total	56	48	86% ▲	7	7	100% ▲
CLAIMS MANAGEMENT (WALMART) Group Total	56	48	86% ▲	7	7	100% ▲
CNA INSURANCE	FROIs Filed	Timely FROIs	Compliance	Payments Made	Timely Payments	Compliance
CA017 AMERICAN CASUALTY COMPANY OF READING PA	*	*	*	*	*	*
CA083 CNA CLAIMS PLUS	*	*	*	*	*	*
CA050 CONTINENTAL CASUALTY	4	4	100%	1	0	0%
CA314 TRANSPORTATION INSURANCE	*	*	*	*	*	*
Total	4	4	100% ▲	1	0	0% ▼
CNA INSURANCE TPA Administered Claims						
CA190 GALLAGHER BASSETT SERVICES	3	3	100%	No Filings	No Filings	No Filings
TPA Total	3	3	100% ▲	No Filings	No Filings	No Filings
CNA INSURANCE Group Total	7	7	100% ▲	1	0	0% ▼
CONSTITUTION STATE SERVICES	FROIs Filed	Timely FROIs	Compliance	Payments Made	Timely Payments	Compliance
CA110 CONSTITUTION STATE SERVICES	6	3	50%	3	3	100%
Total	6	3	50% ▼	3	3	100% ▲
CONSTITUTION STATE SERVICES Group Total	6	3	50% ▼	3	3	100% ▲
CORVEL ENTERPRISE COMP	FROIs Filed	Timely FROIs	Compliance	Payments Made	Timely Payments	Compliance
CA116 CORVEL ENTERPRISE COMP	17	12	71%	2	1	50%
Total	17	12	71% ▼	2	1	50% ▼
CORVEL ENTERPRISE COMP Group Total	17	12	71% ▼	2	1	50% ▼

INSURANCE GROUP COMPLIANCE
Lost Time FROI and Initial Indemnity Payments
Fourth Quarter
10/1/2016 - 12/31/2016

Insurance Company	Total Lost Time FROIs Filed	Lost Time FROIs Filed Timely	Compliance Percentage	Total Initial Indemnity Payments Made	Initial Indemnity Payments Made Timely	Compliance Percentage
COTTINGHAM & BUTLER CLAIMS SERVICES	FROIs Filed	Timely FROIs	Compliance	Payments Made	Timely Payments	Compliance
CA117 COTTINGHAM & BUTLER CLAIMS SERVICES	2	1	50%	1	1	100%
Total	2	1	50% ▼	1	1	100% ▲
COTTINGHAM & BUTLER CLAIMS SERVICES Group Total	2	1	50% ▼	1	1	100% ▲
CROSS INSURANCE	FROIs Filed	Timely FROIs	Compliance	Payments Made	Timely Payments	Compliance
CA093 CROSS INSURANCE	275	258	94%	39	37	95%
Total	275	258	94% ▲	39	37	95% ▲
CROSS INSURANCE Group Total	275	258	94% ▲	39	37	95% ▲
ELECTRIC INSURANCE	FROIs Filed	Timely FROIs	Compliance	Payments Made	Timely Payments	Compliance
CA150 ELECTRIC INSURANCE	*	*	*	*	*	*
Total	*	*	*	*	*	*
ELECTRIC INSURANCE TPA Administered Claims						
CA300 SEDGWICK CLAIMS MANAGEMENT SERVICES	6	6	100%	3	3	100%
TPA Total	6	6	100% ▲	3	3	100% ▲
ELECTRIC INSURANCE Group Total	6	6	100% ▲	3	3	100% ▲
ESIS	FROIs Filed	Timely FROIs	Compliance	Payments Made	Timely Payments	Compliance
CA160 ESIS	28	12	43%	6	5	83%
Total	28	12	43% ▼	6	5	83% ▼
ESIS Group Total	28	12	43% ▼	6	5	83% ▼
FEDERATED MUTUAL INSURANCE	FROIs Filed	Timely FROIs	Compliance	Payments Made	Timely Payments	Compliance
CA091 FEDERATED MUTUAL INSURANCE	4	2	50%	1	1	100%
CA092 FEDERATED SERVICE INSURANCE	*	*	*	*	*	*
Total	4	2	50% ▼	1	1	100% ▲
FEDERATED MUTUAL INSURANCE Group Total	4	2	50% ▼	1	1	100% ▲
FIREMAN'S FUND INSURANCE	FROIs Filed	Timely FROIs	Compliance	Payments Made	Timely Payments	Compliance
CA170 FIREMAN'S FUND INSURANCE	*	*	*	*	*	*
Total	*	*	*	*	*	*
FIREMAN'S FUND INSURANCE Group Total	*	*	*	*	*	*
FRANKENMUTH INSURANCE	FROIs Filed	Timely FROIs	Compliance	Payments Made	Timely Payments	Compliance
CA095 FRANKENMUTH INSURANCE	*	*	*	*	*	*
CA274 PATRIOT INSURANCE	1	0	0%	1	1	100%
Total	1	0	0% ▼	1	1	100% ▲
FRANKENMUTH INSURANCE Group Total	1	0	0% ▼	1	1	100% ▲

Maine Workers' Compensation Board
Lost Time FROI Filing Benchmark: 85%
Initial Indemnity Payment Benchmark: 87%

* Indicates no claims activity this quarter
▲ Indicates benchmark met or exceeded
▼ Indicates benchmark not met

INSURANCE GROUP COMPLIANCE
Lost Time FROI and Initial Indemnity Payments
Fourth Quarter
10/1/2016 - 12/31/2016

Insurance Company	Total Lost Time FROIs Filed	Lost Time FROIs Filed Timely	Compliance Percentage	Total Initial Indemnity Payments Made	Initial Indemnity Payments Made Timely	Compliance Percentage
FUTURECOMP	FROIs Filed	Timely FROIs	Compliance	Payments Made	Timely Payments	Compliance
CA175 FUTURECOMP	64	49	77%	19	17	89%
Total	64	49	77% ▼	19	17	89% ▲
FUTURECOMP Group Total	64	49	77% ▼	19	17	89% ▲
GALLAGHER BASSETT SERVICES	FROIs Filed	Timely FROIs	Compliance	Payments Made	Timely Payments	Compliance
CA190 GALLAGHER BASSETT SERVICES	88	67	76%	29	21	72%
Total	88	67	76% ▼	29	21	72% ▼
GALLAGHER BASSETT SERVICES Group Total	88	67	76% ▼	29	21	72% ▼
GREAT AMERICAN INSURANCE	FROIs Filed	Timely FROIs	Compliance	Payments Made	Timely Payments	Compliance
CA193 GREAT AMERICAN INSURANCE	*	*	*	*	*	*
Total	*	*	*	*	*	*
GREAT AMERICAN INSURANCE Group Total	*	*	*	*	*	*
GREAT DIVIDE INSURANCE	FROIs Filed	Timely FROIs	Compliance	Payments Made	Timely Payments	Compliance
CA189 GREAT DIVIDE INSURANCE	*	*	*	*	*	*
Total	*	*	*	*	*	*
GREAT DIVIDE INSURANCE Group Total	*	*	*	*	*	*
GREAT FALLS INSURANCE	FROIs Filed	Timely FROIs	Compliance	Payments Made	Timely Payments	Compliance
GREAT FALLS INSURANCE	*	*	*	*	*	*
Total	*	*	*	*	*	*
GREAT FALLS INSURANCE TPA Administered Claims						
CA070 CANNON COCHRAN MANAGEMENT SERVICES	78	53	68%	34	30	88%
TPA Total	78	53	68% ▼	34	30	88% ▲
GREAT FALLS INSURANCE Group Total	78	53	68% ▼	34	30	88% ▲
GREAT WEST INSURANCE	FROIs Filed	Timely FROIs	Compliance	Payments Made	Timely Payments	Compliance
CA196 GREAT WEST INSURANCE	1	0	0%	1	1	100%
Total	1	0	0% ▼	1	1	100% ▲
GREAT WEST INSURANCE Group Total	1	0	0% ▼	1	1	100% ▲
GUARANTEE INSURANCE	FROIs Filed	Timely FROIs	Compliance	Payments Made	Timely Payments	Compliance
CA195 GUARANTEE INSURANCE	*	*	*	*	*	*
Total	*	*	*	*	*	*
GUARANTEE INSURANCE TPA Administered Claims						
CA292 PATRIOT RISK SERVICES	*	*	*	*	*	*
TPA Total	*	*	*	*	*	*
GUARANTEE INSURANCE Group Total	*	*	*	*	*	*

INSURANCE GROUP COMPLIANCE
Lost Time FROI and Initial Indemnity Payments
Fourth Quarter
10/1/2016 - 12/31/2016

Insurance Company	Total Lost Time FROIs Filed	Lost Time FROIs Filed Timely	Compliance Percentage	Total Initial Indemnity Payments Made	Initial Indemnity Payments Made Timely	Compliance Percentage
GUARD INSURANCE	FROIs Filed	Timely FROIs	Compliance	Payments Made	Timely Payments	Compliance
CA019 AMGUARD INSURANCE	16	8	50%	7	7	100%
CA140 EASTGUARD INSURANCE	7	3	43%	1	1	100%
CA272 NORGUARD INSURANCE	1	0	0%	1	0	0%
Total	24	11	46% ▼	9	8	89% ▲
GUARD INSURANCE Group Total	24	11	46% ▼	9	8	89% ▲
HANNAFORD BROTHERS	FROIs Filed	Timely FROIs	Compliance	Payments Made	Timely Payments	Compliance
CA201 HANNAFORD BROTHERS	49	33	67%	30	22	73%
Total	49	33	67% ▼	30	22	73% ▼
HANNAFORD BROTHERS Group Total	49	33	67% ▼	30	22	73% ▼
HANNOVER INSURANCE	FROIs Filed	Timely FROIs	Compliance	Payments Made	Timely Payments	Compliance
HANNOVER INSURANCE	*	*	*	*	*	*
Total	*	*	*	*	*	*
HANNOVER INSURANCE TPA Administered Claims						
CA340 YORK RISK SERVICES	2	1	50%	2	1	50%
TPA Total	2	1	50% ▼	2	1	50% ▼
HANNOVER INSURANCE Group Total	2	1	50% ▼	2	1	50% ▼
HANOVER INSURANCE	FROIs Filed	Timely FROIs	Compliance	Payments Made	Timely Payments	Compliance
CA428 ALLMERICA FINANCIAL BENEFIT INSURANCE	1	1	100%	No Filings	No Filings	No Filings
CA048 CITIZENS INSURANCE COMPANY OF AMERICA	3	2	67%	1	1	100%
CA429 HANOVER AMERICAN INSURANCE	3	1	33%	No Filings	No Filings	No Filings
CA202 HANOVER INSURANCE	2	2	100%	1	1	100%
CA228 MASSACHUSETTS BAY INSURANCE	1	1	100%	1	1	100%
Total	10	7	70% ▼	3	3	100% ▲
HANOVER INSURANCE Group Total	10	7	70% ▼	3	3	100% ▲

INSURANCE GROUP COMPLIANCE
Lost Time FROI and Initial Indemnity Payments
Fourth Quarter
10/1/2016 - 12/31/2016

Insurance Company	Total Lost Time FROIs Filed	Lost Time FROIs Filed Timely	Compliance Percentage	Total Initial Indemnity Payments Made	Initial Indemnity Payments Made Timely	Compliance Percentage
HARTFORD INSURANCE	FROIs Filed	Timely FROIs	Compliance	Payments Made	Timely Payments	Compliance
CA188 HARTFORD ACCIDENT & INDEMNITY	3	2	67%	1	1	100%
CA185 HARTFORD CASUALTY INSURANCE	2	1	50%	No Filings	No Filings	No Filings
CA203 HARTFORD FIRE INSURANCE	1	1	100%	No Filings	No Filings	No Filings
CA186 HARTFORD INSURANCE COMPANY OF THE MIDWEST	1	1	100%	No Filings	No Filings	No Filings
CA187 HARTFORD UNDERWRITERS INSURANCE	8	5	63%	2	2	100%
CA288 PROPERTY & CASUALTY INSURANCE COMPANY OF HARTFORD	*	*	*	*	*	*
CA296 SENTINEL INSURANCE	2	2	100%	No Filings	No Filings	No Filings
CA319 TRUMBULL INSURANCE	27	24	89%	16	15	94%
CA321 TWIN CITY FIRE INSURANCE	7	4	57%	3	2	67%
Total	51	40	78% ▼	22	20	91% ▲
HARTFORD INSURANCE TPA Administered Claims						
CA040 BROADSPIRE SERVICES	1	1	100%	No Filings	No Filings	No Filings
CA070 CANNON COCHRAN MANAGEMENT SERVICES	5	5	100%	1	1	100%
CA116 CORVEL ENTERPRISE COMP	8	6	75%	1	0	0%
CA190 GALLAGHER BASSETT SERVICES	*	*	*	*	*	*
CA300 SEDGWICK CLAIMS MANAGEMENT SERVICES	7	6	86%	2	2	100%
CA340 YORK RISK SERVICES	*	*	*	*	*	*
TPA Total	21	18	86% ▲	4	3	75% ▼
HARTFORD INSURANCE Group Total	72	58	81% ▼	26	23	88% ▲
HELMSMAN MANAGEMENT SERVICES	FROIs Filed	Timely FROIs	Compliance	Payments Made	Timely Payments	Compliance
CA204 HELMSMAN MANAGEMENT SERVICES	12	9	75%	3	3	100%
Total	12	9	75% ▼	3	3	100% ▲
HELMSMAN MANAGEMENT SERVICES Group Total	12	9	75% ▼	3	3	100% ▲
LIBERTY MUTUAL INSURANCE	FROIs Filed	Timely FROIs	Compliance	Payments Made	Timely Payments	Compliance
CA003 AMERICAN FIRE & CASUALTY INSURANCE	*	*	*	*	*	*
CA380 EMPLOYERS INSURANCE OF WAUSAU	4	3	75%	1	1	100%
CA162 EXCELSIOR INSURANCE	*	*	*	*	*	*
CA210 LIBERTY MUTUAL INSURANCE	56	45	80%	22	17	77%
CA406 OHIO CASUALTY INSURANCE	*	*	*	*	*	*
CA407 OHIO SECURITY INSURANCE	2	1	50%	No Filings	No Filings	No Filings
CA283 PEERLESS INDEMNITY INSURANCE	1	1	100%	No Filings	No Filings	No Filings
CA275 PEERLESS INSURANCE	16	10	63%	7	6	86%
CA309 THE NETHERLANDS INSURANCE	1	1	100%	1	1	100%
CA408 WEST AMERICAN INSURANCE	*	*	*	*	*	*
Total	80	61	76% ▼	31	25	81% ▼
LIBERTY MUTUAL INSURANCE Group Total	80	61	76% ▼	31	25	81% ▼

Maine Workers' Compensation Board

Lost Time FROI Filing Benchmark: 85%

Initial Indemnity Payment Benchmark: 87%

* Indicates no claims activity this quarter

▲ Indicates benchmark met or exceeded

▼ Indicates benchmark not met

INSURANCE GROUP COMPLIANCE
Lost Time FROI and Initial Indemnity Payments
Fourth Quarter
10/1/2016 - 12/31/2016

Insurance Company	Total Lost Time FROIs Filed	Lost Time FROIs Filed Timely	Compliance Percentage	Total Initial Indemnity Payments Made	Initial Indemnity Payments Made Timely	Compliance Percentage
MACY'S CORPORATE SERVICES	FROIs Filed	Timely FROIs	Compliance	Payments Made	Timely Payments	Compliance
CA213 MACY'S CORPORATE SERVICES	*	*	*	*	*	*
Total	*	*	*	*	*	*
MACY'S CORPORATE SERVICES Group Total	*	*	*	*	*	*
MAINE AUTOMOBILE DEALERS ASSOCIATION	FROIs Filed	Timely FROIs	Compliance	Payments Made	Timely Payments	Compliance
CA220 MAINE AUTOMOBILE DEALERS ASSOCIATION	36	36	100%	12	12	100%
Total	36	36	100% ▲	12	12	100% ▲
MAINE AUTOMOBILE DEALERS ASSOCIATION Group Total	36	36	100% ▲	12	12	100% ▲
MAINE EMPLOYERS' MUTUAL INSURANCE	FROIs Filed	Timely FROIs	Compliance	Payments Made	Timely Payments	Compliance
CA260 MAINE EMPLOYERS' MUTUAL INSURANCE	1193	929	78%	338	308	91%
Total	1193	929	78% ▼	338	308	91% ▲
MAINE EMPLOYERS' MUTUAL INSURANCE Group Total	1193	929	78% ▼	338	308	91% ▲
MAINE HEALTHCARE ASSOCIATION	FROIs Filed	Timely FROIs	Compliance	Payments Made	Timely Payments	Compliance
CA234 MAINE HEALTHCARE ASSOCIATION	21	17	81%	2	2	100%
Total	21	17	81% ▼	2	2	100% ▲
MAINE HEALTHCARE ASSOCIATION Group Total	21	17	81% ▼	2	2	100% ▲
MAINE MOTOR TRANSPORT ASSOCIATION	FROIs Filed	Timely FROIs	Compliance	Payments Made	Timely Payments	Compliance
CA230 MAINE MOTOR TRANSPORT ASSOCIATION	39	37	95%	3	1	33%
Total	39	37	95% ▲	3	1	33% ▼
MAINE MOTOR TRANSPORT ASSOCIATION Group Total	39	37	95% ▲	3	1	33% ▼
MAINE MUNICIPAL ASSOCIATION	FROIs Filed	Timely FROIs	Compliance	Payments Made	Timely Payments	Compliance
CA225 MAINE MUNICIPAL ASSOCIATION	205	202	99%	45	44	98%
Total	205	202	99% ▲	45	44	98% ▲
MAINE MUNICIPAL ASSOCIATION Group Total	205	202	99% ▲	45	44	98% ▲
MAINE SCHOOL MANAGEMENT ASSOCIATION	FROIs Filed	Timely FROIs	Compliance	Payments Made	Timely Payments	Compliance
CA250 MAINE SCHOOL MANAGEMENT ASSOCIATION	88	86	98%	20	19	95%
Total	88	86	98% ▲	20	19	95% ▲
MAINE SCHOOL MANAGEMENT ASSOCIATION Group Total	88	86	98% ▲	20	19	95% ▲
MEADOWBROOK INSURANCE	FROIs Filed	Timely FROIs	Compliance	Payments Made	Timely Payments	Compliance
CA255 MEADOWBROOK INSURANCE	1	1	100%	2	2	100%
Total	1	1	100% ▲	2	2	100% ▲
MEADOWBROOK INSURANCE Group Total	1	1	100% ▲	2	2	100% ▲

INSURANCE GROUP COMPLIANCE
Lost Time FROI and Initial Indemnity Payments
Fourth Quarter
10/1/2016 - 12/31/2016

Insurance Company	Total Lost Time FROIs Filed	Lost Time FROIs Filed Timely	Compliance Percentage	Total Initial Indemnity Payments Made	Initial Indemnity Payments Made Timely	Compliance Percentage
MITSUI SUMITOMO INS CO OF AMERICA	FROIs Filed	Timely FROIs	Compliance	Payments Made	Timely Payments	Compliance
CA264 MITSUI SUMITOMO INS CO OF AMERICA	*	*	*	*	*	*
Total	*	*	*	*	*	*
MITSUI SUMITOMO INS CO OF AMERICA TPA Administered Claims						
CA190 GALLAGHER BASSETT SERVICES	2	1	50%	1	0	0%
TPA Total	2	1	50% ▼	1	0	0% ▼
MITSUI SUMITOMO INS CO OF AMERICA Group Total	2	1	50% ▼	1	0	0% ▼
NATIONAL INTERSTATE INSURANCE	FROIs Filed	Timely FROIs	Compliance	Payments Made	Timely Payments	Compliance
CA267 NATIONAL INTERSTATE INSURANCE COMPANY	1	1	100%	1	1	100%
Total	1	1	100% ▲	1	1	100% ▲
NATIONAL INTERSTATE INSURANCE Group Total	1	1	100% ▲	1	1	100% ▲
NATIONWIDE INSURANCE	FROIs Filed	Timely FROIs	Compliance	Payments Made	Timely Payments	Compliance
CA198 HARLEYSVILLE WORSTER INSURANCE	*	*	*	*	*	*
CA289 NATIONAL CASUALTY	*	*	*	*	*	*
CA291 NATIONWIDE AGRIBUSINESS INSURANCE	*	*	*	*	*	*
Total	*	*	*	*	*	*
NATIONWIDE INSURANCE Group Total	*	*	*	*	*	*
NGM INSURANCE	FROIs Filed	Timely FROIs	Compliance	Payments Made	Timely Payments	Compliance
CA265 NGM INSURANCE	1	1	100%	1	0	0%
Total	1	1	100% ▲	1	0	0% ▼
NGM INSURANCE Group Total	1	1	100% ▲	1	0	0% ▼
NORTH RIVER INSURANCE	FROIs Filed	Timely FROIs	Compliance	Payments Made	Timely Payments	Compliance
CA257 NORTH RIVER INSURANCE	*	*	*	*	*	*
Total	*	*	*	*	*	*
NORTH RIVER INSURANCE TPA Administered Claims						
CA040 BROADSPIRE SERVICES	1	1	100%	No Filings	No Filings	No Filings
TPA Total	1	1	100% ▲	No Filings	No Filings	No Filings
NORTH RIVER INSURANCE Group Total	1	1	100% ▲	No Filings	No Filings	No Filings

INSURANCE GROUP COMPLIANCE
Lost Time FROI and Initial Indemnity Payments
Fourth Quarter
10/1/2016 - 12/31/2016

Insurance Company	Total Lost Time FROIs Filed	Lost Time FROIs Filed Timely	Compliance Percentage	Total Initial Indemnity Payments Made	Initial Indemnity Payments Made Timely	Compliance Percentage
OLD REPUBLIC INSURANCE	FROIs Filed	Timely FROIs	Compliance	Payments Made	Timely Payments	Compliance
OLD REPUBLIC INSURANCE	*	*	*	*	*	*
Total	*	*	*	*	*	*
OLD REPUBLIC INSURANCE TPA Administered Claims						
CA040 BROADSPIRE SERVICES	*	*	*	*	*	*
CA070 CANNON COCHRAN MANAGEMENT SERVICES	11	9	82%	3	3	100%
CA116 CORVEL ENTERPRISE COMP	1	0	0%	No Filings	No Filings	No Filings
CA190 GALLAGHER BASSETT SERVICES	3	1	33%	2	1	50%
CA204 HELMSMAN MANAGEMENT SERVICES	*	*	*	*	*	*
CA295 RYDER SERVICES	1	0	0%	1	1	100%
CA300 SEDGWICK CLAIMS MANAGEMENT SERVICES	9	9	100%	2	2	100%
TPA Total	25	19	76% ▼	8	7	88% ▲
OLD REPUBLIC INSURANCE Group Total	25	19	76% ▼	8	7	88% ▲
PENNSYLVANIA MFG ASSN	FROIs Filed	Timely FROIs	Compliance	Payments Made	Timely Payments	Compliance
PENNSYLVANIA MFG ASSN	*	*	*	*	*	*
Total	*	*	*	*	*	*
PENNSYLVANIA MFG ASSN TPA Administered Claims						
CA190 GALLAGHER BASSETT SERVICES	9	6	67%	2	1	50%
TPA Total	9	6	67% ▼	2	1	50% ▼
PENNSYLVANIA MFG ASSN Group Total	9	6	67% ▼	2	1	50% ▼
PROTECTIVE INSURANCE	FROIs Filed	Timely FROIs	Compliance	Payments Made	Timely Payments	Compliance
CA277 PROTECTIVE INSURANCE COMPANY	*	*	*	*	*	*
Total	*	*	*	*	*	*
PROTECTIVE INSURANCE TPA Administered Claims						
CA320 SYNERNET	*	*	*	*	*	*
TPA Total	*	*	*	*	*	*
PROTECTIVE INSURANCE Group Total	*	*	*	*	*	*
PUBLIC SERVICE INSURANCE	FROIs Filed	Timely FROIs	Compliance	Payments Made	Timely Payments	Compliance
CA282 PUBLIC SERVICE INSURANCE	*	*	*	*	*	*
Total	*	*	*	*	*	*
PUBLIC SERVICE INSURANCE Group Total	*	*	*	*	*	*

INSURANCE GROUP COMPLIANCE
Lost Time FROI and Initial Indemnity Payments
Fourth Quarter
10/1/2016 - 12/31/2016

Insurance Company	Total Lost Time FROIs Filed	Lost Time FROIs Filed Timely	Compliance Percentage	Total Initial Indemnity Payments Made	Initial Indemnity Payments Made Timely	Compliance Percentage
QBE INSURANCE GROUP	FROIs Filed	Timely FROIs	Compliance	Payments Made	Timely Payments	Compliance
QBE INSURANCE GROUP	*	*	*	*	*	*
Total	*	*	*	*	*	*
QBE INSURANCE GROUP TPA Administered Claims						
CA190 GALLAGHER BASSETT SERVICES	1	0	0%	1	1	100%
CA300 SEDGWICK CLAIMS MANAGEMENT SERVICES	9	8	89%	7	6	86%
TPA Total	10	8	80% ▼	8	7	88% ▲
QBE INSURANCE GROUP Group Total	10	8	80% ▼	8	7	88% ▲
RYDER SERVICES	FROIs Filed	Timely FROIs	Compliance	Payments Made	Timely Payments	Compliance
CA295 RYDER SERVICES	1	0	0%	1	1	100%
Total	1	0	0% ▼	1	1	100% ▲
RYDER SERVICES Group Total	1	0	0% ▼	1	1	100% ▲
SAFETY NATIONAL INSURANCE	FROIs Filed	Timely FROIs	Compliance	Payments Made	Timely Payments	Compliance
SAFETY NATIONAL INSURANCE	*	*	*	*	*	*
Total	*	*	*	*	*	*
SAFETY NATIONAL INSURANCE TPA Administered Claims						
CA040 BROADSPIRE SERVICES	1	1	100%	No Filings	No Filings	No Filings
CA070 CANNON COCHRAN MANAGEMENT SERVICES	8	7	88%	3	1	33%
CA116 CORVEL ENTERPRISE COMP	1	1	100%	No Filings	No Filings	No Filings
CA160 ESIS	*	*	*	*	*	*
CA190 GALLAGHER BASSETT SERVICES	7	7	100%	3	3	100%
CA204 HELMSMAN MANAGEMENT SERVICES	*	*	*	*	*	*
CA300 SEDGWICK CLAIMS MANAGEMENT SERVICES	4	3	75%	1	1	100%
CA340 YORK RISK SERVICES	*	*	*	*	*	*
TPA Total	21	19	90% ▲	7	5	71% ▼
SAFETY NATIONAL INSURANCE Group Total	21	19	90% ▲	7	5	71% ▼
SEDGWICK CLAIMS MANAGEMENT SERVICES	FROIs Filed	Timely FROIs	Compliance	Payments Made	Timely Payments	Compliance
CA300 SEDGWICK CLAIMS MANAGEMENT SERVICES	177	158	89%	50	41	82%
Total	177	158	89% ▲	50	41	82% ▼
SEDGWICK CLAIMS MANAGEMENT SERVICES Group Total	177	158	89% ▲	50	41	82% ▼
SENTRY INSURANCE	FROIs Filed	Timely FROIs	Compliance	Payments Made	Timely Payments	Compliance
CA402 SENTRY CASUALTY	2	1	50%	1	1	100%
CA305 SENTRY INSURANCE	2	2	100%	No Filings	No Filings	No Filings
Total	4	3	75% ▼	1	1	100% ▲
SENTRY INSURANCE Group Total	4	3	75% ▼	1	1	100% ▲

Maine Workers' Compensation Board

Lost Time FROI Filing Benchmark: 85%

Initial Indemnity Payment Benchmark: 87%

* Indicates no claims activity this quarter

▲ Indicates benchmark met or exceeded

▼ Indicates benchmark not met

INSURANCE GROUP COMPLIANCE
Lost Time FROI and Initial Indemnity Payments
Fourth Quarter
10/1/2016 - 12/31/2016

Insurance Company	Total Lost Time FROIs Filed	Lost Time FROIs Filed Timely	Compliance Percentage	Total Initial Indemnity Payments Made	Initial Indemnity Payments Made Timely	Compliance Percentage
SOMPO JAPAN INSURANCE	FROIs Filed	Timely FROIs	Compliance	Payments Made	Timely Payments	Compliance
SOMPO JAPAN INSURANCE COMPANY OF AMERICA	*	*	*	*	*	*
Total	*	*	*	*	*	*
SOMPO JAPAN INSURANCE TPA Administered Claims						
CA040 BROADSPIRE SERVICES	*	*	*	*	*	*
TPA Total	*	*	*	*	*	*
SOMPO JAPAN INSURANCE Group Total	*	*	*	*	*	*
STARR INDEMNITY INSURANCE	FROIs Filed	Timely FROIs	Compliance	Payments Made	Timely Payments	Compliance
STARR INDEMNITY INSURANCE	*	*	*	*	*	*
Total	*	*	*	*	*	*
STARR INDEMNITY INSURANCE TPA Administered Claims						
CA160 ESIS	2	2	100%	2	2	100%
CA190 GALLAGHER BASSETT SERVICES	1	0	0%	1	0	0%
CA300 SEDGWICK CLAIMS MANAGEMENT SERVICES	*	*	*	*	*	*
TPA Total	3	2	67% ▼	3	2	67% ▼
STARR INDEMNITY INSURANCE Group Total	3	2	67% ▼	3	2	67% ▼
STATE OF MAINE WORKERS' COMPENSATION TRUST	FROIs Filed	Timely FROIs	Compliance	Payments Made	Timely Payments	Compliance
CA307 STATE OF MAINE WORKERS' COMPENSATION TRUST	122	111	91%	45	44	98%
Total	122	111	91% ▲	45	44	98% ▲
STATE OF MAINE WORKERS' COMPENSATION TRUST Group Total	122	111	91% ▲	45	44	98% ▲
SYNERNET	FROIs Filed	Timely FROIs	Compliance	Payments Made	Timely Payments	Compliance
CA320 SYNERNET	122	107	88%	13	12	92%
Total	122	107	88% ▲	13	12	92% ▲
SYNERNET Group Total	122	107	88% ▲	13	12	92% ▲
THE AMERICAN EQUITY UNDERWRITERS	FROIs Filed	Timely FROIs	Compliance	Payments Made	Timely Payments	Compliance
CA323 THE AMERICAN EQUITY UNDERWRITERS	3	3	100%	1	0	0%
Total	3	3	100% ▲	1	0	0% ▼
THE AMERICAN EQUITY UNDERWRITERS Group Total	3	3	100% ▲	1	0	0% ▼
TOWER INSURANCE	FROIs Filed	Timely FROIs	Compliance	Payments Made	Timely Payments	Compliance
CA356 TOWER INSURANCE	*	*	*	*	*	*
Total	*	*	*	*	*	*
TOWER INSURANCE TPA Administered Claims						
CA340 YORK RISK SERVICES	*	*	*	*	*	*
TPA Total	*	*	*	*	*	*
TOWER INSURANCE Group Total	*	*	*	*	*	*

Maine Workers' Compensation Board

Lost Time FROI Filing Benchmark: 85%

Initial Indemnity Payment Benchmark: 87%

* Indicates no claims activity this quarter

▲ Indicates benchmark met or exceeded

▼ Indicates benchmark not met

INSURANCE GROUP COMPLIANCE
Lost Time FROI and Initial Indemnity Payments
Fourth Quarter
10/1/2016 - 12/31/2016

Insurance Company	Total Lost Time FROIs Filed	Lost Time FROIs Filed Timely	Compliance Percentage	Total Initial Indemnity Payments Made	Initial Indemnity Payments Made Timely	Compliance Percentage
TRAVELERS INSURANCE	FROIs Filed	Timely FROIs	Compliance	Payments Made	Timely Payments	Compliance
CA072 CHARTER OAK FIRE INSURANCE	36	26	72%	14	13	93%
CA164 FARMINGTON CASUALTY	1	1	100%	1	1	100%
CA284 PHOENIX INSURANCE	1	1	100%	1	1	100%
CA303 ST PAUL FIRE & MARINE INSURANCE	*	*	*	*	*	*
CA306 STANDARD FIRE INSURANCE	6	3	50%	4	3	75%
CA347 TRAVELERS CASUALTY & SURETY	1	1	100%	1	1	100%
CA348 TRAVELERS CASUALTY INSURANCE COMPANY OF AMERICA	1	1	100%	1	1	100%
CA349 TRAVELERS COMMERCIAL CASUALTY	3	2	67%	No Filings	No Filings	No Filings
CA343 TRAVELERS INDEMNITY COMPANY	*	*	*	*	*	*
CA346 TRAVELERS INDEMNITY COMPANY OF AMERICA	3	1	33%	3	2	67%
CA345 TRAVELERS PROPERTY CASUALTY INSURANCE	2	1	50%	No Filings	No Filings	No Filings
Total	54	37	69% ▼	25	22	88% ▲
TRAVELERS INSURANCE TPA Administered Claims						
CA040 BROADSPIRE SERVICES	1	1	100%	1	1	100%
CA117 COTTINGHAM & BUTLER CLAIMS SERVICES	1	0	0%	No Filings	No Filings	No Filings
CA190 GALLAGHER BASSETT SERVICES	3	2	67%	2	1	50%
CA300 SEDGWICK CLAIMS MANAGEMENT SERVICES	6	5	83%	3	2	67%
TPA Total	11	8	73% ▼	6	4	67% ▼
TRAVELERS INSURANCE Group Total	65	45	69% ▼	31	26	84% ▼
VANLINER INSURANCE	FROIs Filed	Timely FROIs	Compliance	Payments Made	Timely Payments	Compliance
CA379 VANLINER INSURANCE	*	*	*	*	*	*
Total	*	*	*	*	*	*
VANLINER INSURANCE Group Total	*	*	*	*	*	*
XL INSURANCE	FROIs Filed	Timely FROIs	Compliance	Payments Made	Timely Payments	Compliance
CA384 XL INSURANCE	*	*	*	*	*	*
Total	*	*	*	*	*	*
XL INSURANCE TPA Administered Claims						
CA040 BROADSPIRE SERVICES	1	1	100%	1	1	100%
CA116 CORVEL ENTERPRISE COMP	6	5	83%	No Filings	No Filings	No Filings
CA117 COTTINGHAM & BUTLER CLAIMS SERVICES	1	1	100%	1	1	100%
CA160 ESIS	1	0	0%	1	1	100%
CA190 GALLAGHER BASSETT SERVICES	6	3	50%	1	1	100%
CA300 SEDGWICK CLAIMS MANAGEMENT SERVICES	7	7	100%	1	0	0%
TPA Total	22	17	77% ▼	5	4	80% ▼
XL INSURANCE Group Total	22	17	77% ▼	5	4	80% ▼

INSURANCE GROUP COMPLIANCE
Lost Time FROI and Initial Indemnity Payments
Fourth Quarter
10/1/2016 - 12/31/2016

Insurance Company	Total Lost Time FROIs Filed	Lost Time FROIs Filed Timely	Compliance Percentage	Total Initial Indemnity Payments Made	Initial Indemnity Payments Made Timely	Compliance Percentage
YORK RISK SERVICES	FROIs Filed	Timely FROIs	Compliance	Payments Made	Timely Payments	Compliance
CA340 YORK RISK SERVICES	4	1	25%	2	1	50%
Total	4	1	25% ▼	2	1	50% ▼
YORK RISK SERVICES Group Total	4	1	25% ▼	2	1	50% ▼
ZURICH INSURANCE	FROIs Filed	Timely FROIs	Compliance	Payments Made	Timely Payments	Compliance
CA021 AMERICAN GUARANTEE & LIABILITY	1	1	100%	1	1	100%
CA022 AMERICAN ZURICH	5	4	80%	No Filings	No Filings	No Filings
CA400 ZURICH AMERICAN INSURANCE	7	5	71%	3	2	67%
CA404 ZURICH AMERICAN INSURANCE COMPANY OF ILLINOIS	1	1	100%	1	1	100%
Total	14	11	79% ▼	5	4	80% ▼
ZURICH INSURANCE TPA Administered Claims						
CA040 BROADSPIRE SERVICES	1	1	100%	No Filings	No Filings	No Filings
CA160 ESIS	1	0	0%	No Filings	No Filings	No Filings
CA190 GALLAGHER BASSETT SERVICES	5	3	60%	1	0	0%
CA292 PATRIOT RISK SERVICES	*	*	*	*	*	*
CA300 SEDGWICK CLAIMS MANAGEMENT SERVICES	7	4	57%	1	1	100%
CA340 YORK RISK SERVICES	*	*	*	*	*	*
TPA Total	14	8	57% ▼	2	1	50% ▼
ZURICH INSURANCE Group Total	28	19	68% ▼	7	5	71% ▼

Appendix B

**Insurance Group Compliance
Initial MOP and Initial Indemnity NOC Filings
Fourth Quarter 2016
10/1/2016-12/31/2016**

INSURANCE GROUP COMPLIANCE
Initial MOP and Initial Indemnity NOC Filings
Fourth Quarter
10/1/2016 - 12/31/2016

Insurance Company	Total Initial MOPs Filed	Initial MOPs Filed Timely	Compliance Percentage	Total Initial Indemnity NOCs Filed	Initial Indemnity NOCs Filed Timely	Compliance Percentage
ACADIA INSURANCE	MOPs Filed	Timely MOPs	Compliance	NOCs Filed	Timely NOCs	Compliance
CA010 ACADIA INSURANCE	15	12	80%	18	17	94%
Total	15	12	80% ▼	18	17	94% ▲
ACADIA INSURANCE Group Total	15	12	80% ▼	18	17	94% ▲
ACCIDENT FUND INSURANCE	MOPs Filed	Timely MOPs	Compliance	NOCs Filed	Timely NOCs	Compliance
ACCIDENT FUND INSURANCE	*	*	*	*	*	*
Total	*	*	*	*	*	*
ACCIDENT FUND INSURANCE TPA Administered Claims						
CA040 BROADSPIRE SERVICES	*	*	*	*	*	*
TPA Total	*	*	*	*	*	*
ACCIDENT FUND INSURANCE Group Total	*	*	*	*	*	*
ACE INSURANCE	MOPs Filed	Timely MOPs	Compliance	NOCs Filed	Timely NOCs	Compliance
ACE INSURANCE	*	*	*	*	*	*
Total	*	*	*	*	*	*
ACE INSURANCE TPA Administered Claims						
CA040 BROADSPIRE SERVICES	2	2	100%	No Filings	No Filings	No Filings
CA070 CANNON COCHRAN MANAGEMENT SERVICES	3	3	100%	2	2	100%
CA110 CONSTITUTION STATE SERVICES	3	3	100%	2	2	100%
CA116 CORVEL ENTERPRISE COMP	1	1	100%	No Filings	No Filings	No Filings
CA117 COTTINGHAM & BUTLER CLAIMS SERVICES	*	*	*	*	*	*
CA160 ESIS	3	2	67%	6	6	100%
CA190 GALLAGHER BASSETT SERVICES	7	4	57%	3	3	100%
CA204 HELMSMAN MANAGEMENT SERVICES	1	1	100%	1	0	0%
CA300 SEDGWICK CLAIMS MANAGEMENT SERVICES	21	18	86%	6	6	100%
CA340 YORK RISK SERVICES	No Filings	No Filings	No Filings	No Filings	No Filings	No Filings
TPA Total	41	34	83% ▼	20	19	95% ▲
ACE INSURANCE Group Total	41	34	83% ▼	20	19	95% ▲
ACUITY MUTUAL INSURANCE	MOPs Filed	Timely MOPs	Compliance	NOCs Filed	Timely NOCs	Compliance
CA418 ACUITY MUTUAL INSURANCE	1	1	100%	No Filings	No Filings	No Filings
Total	1	1	100% ▲	No Filings	No Filings	No Filings
ACUITY MUTUAL INSURANCE Group Total	1	1	100% ▲	No Filings	No Filings	No Filings

Maine Workers' Compensation Board

Initial MOP Filing Benchmark: 85%

Initial Indemnity NOC Benchmark: 90%

* Indicates no claims activity this quarter

▲ Indicates benchmark met or exceeded

▼ Indicates benchmark not met

INSURANCE GROUP COMPLIANCE
Initial MOP and Initial Indemnity NOC Filings
Fourth Quarter
10/1/2016 - 12/31/2016

Insurance Company	Total Initial MOPs Filed	Initial MOPs Filed Timely	Compliance Percentage	Total Initial Indemnity NOCs Filed	Initial Indemnity NOCs Filed Timely	Compliance Percentage
AIG INSURANCE	MOPs Filed	Timely MOPs	Compliance	NOCs Filed	Timely NOCs	Compliance
CA015 AIG DOMESTIC CLAIMS	36	32	89%	25	23	92%
Total	36	32	89% ▲	25	23	92% ▲
AIG INSURANCE TPA Administered Claims						
CA100 CLAIMS MANAGEMENT (WALMART)	7	6	86%	10	5	50%
CA110 CONSTITUTION STATE SERVICES	*	*	*	*	*	*
CA160 ESIS	No Filings	No Filings	No Filings	1	1	100%
CA190 GALLAGHER BASSETT SERVICES	1	1	100%	No Filings	No Filings	No Filings
CA300 SEDGWICK CLAIMS MANAGEMENT SERVICES	*	*	*	*	*	*
TPA Total	8	7	88% ▲	11	6	55% ▼
AIG INSURANCE Group Total	44	39	89% ▲	36	29	81% ▼
AMTRUST INSURANCE	MOPs Filed	Timely MOPs	Compliance	NOCs Filed	Timely NOCs	Compliance
CA342 TECHNOLOGY INSURANCE	3	1	33%	No Filings	No Filings	No Filings
CA381 WESCO INSURANCE	4	2	50%	3	2	67%
Total	7	3	43% ▼	3	2	67% ▼
AMTRUST INSURANCE Group Total	7	3	43% ▼	3	2	67% ▼
ARCH INSURANCE	MOPs Filed	Timely MOPs	Compliance	NOCs Filed	Timely NOCs	Compliance
ARCH INSURANCE	*	*	*	*	*	*
Total	*	*	*	*	*	*
ARCH INSURANCE TPA Administered Claims						
CA040 BROADSPIRE SERVICES	1	0	0%	1	1	100%
CA117 COTTINGHAM & BUTLER CLAIMS SERVICES	No Filings	No Filings	No Filings	1	0	0%
CA190 GALLAGHER BASSETT SERVICES	1	1	100%	1	1	100%
CA204 HELMSMAN MANAGEMENT SERVICES	*	*	*	*	*	*
CA300 SEDGWICK CLAIMS MANAGEMENT SERVICES	5	5	100%	2	2	100%
CA340 YORK RISK SERVICES	No Filings	No Filings	No Filings	No Filings	No Filings	No Filings
TPA Total	7	6	86% ▲	5	4	80% ▼
ARCH INSURANCE Group Total	7	6	86% ▲	5	4	80% ▼
ATLANTIC SPECIALTY INSURANCE	MOPs Filed	Timely MOPs	Compliance	NOCs Filed	Timely NOCs	Compliance
CA035 ATLANTIC SPECIALTY INSURANCE	*	*	*	*	*	*
Total	*	*	*	*	*	*
ATLANTIC SPECIALTY INSURANCE TPA Administered Claims						
CA190 GALLAGHER BASSETT SERVICES	No Filings	No Filings	No Filings	No Filings	No Filings	No Filings
TPA Total	No Filings	No Filings	No Filings	No Filings	No Filings	No Filings
ATLANTIC SPECIALTY INSURANCE Group Total	No Filings	No Filings	No Filings	No Filings	No Filings	No Filings

INSURANCE GROUP COMPLIANCE
Initial MOP and Initial Indemnity NOC Filings
Fourth Quarter
10/1/2016 - 12/31/2016

Insurance Company	Total Initial MOPs Filed	Initial MOPs Filed Timely	Compliance Percentage	Total Initial Indemnity NOCs Filed	Initial Indemnity NOCs Filed Timely	Compliance Percentage
BATH IRON WORKS	MOPs Filed	Timely MOPs	Compliance	NOCs Filed	Timely NOCs	Compliance
CA036 BATH IRON WORKS	12	12	100%	9	7	78%
Total	12	12	100% ▲	9	7	78% ▼
BATH IRON WORKS Group Total	12	12	100% ▲	9	7	78% ▼
BERKSHIRE HATHAWAY INSURANCE	MOPs Filed	Timely MOPs	Compliance	NOCs Filed	Timely NOCs	Compliance
CA114 BERKSHIRE HATHAWAY HOMESTATE INSURANCE	1	0	0%	No Filings	No Filings	No Filings
CA115 CONTINENTAL INDEMNITY	*	*	*	*	*	*
CA293 REDWOOD FIRE AND CASUALTY INSURANCE	*	*	*	*	*	*
Total	1	0	0% ▼	No Filings	No Filings	No Filings
BERKSHIRE HATHAWAY INSURANCE Group Total	1	0	0% ▼	No Filings	No Filings	No Filings
BROADSPIRE SERVICES	MOPs Filed	Timely MOPs	Compliance	NOCs Filed	Timely NOCs	Compliance
CA040 BROADSPIRE SERVICES	5	4	80%	3	3	100%
Total	5	4	80% ▼	3	3	100% ▲
BROADSPIRE SERVICES Group Total	5	4	80% ▼	3	3	100% ▲
CANNON COCHRAN MANAGEMENT SERVICES	MOPs Filed	Timely MOPs	Compliance	NOCs Filed	Timely NOCs	Compliance
CA070 CANNON COCHRAN MANAGEMENT SERVICES	66	58	88%	30	30	100%
Total	66	58	88% ▲	30	30	100% ▲
CANNON COCHRAN MANAGEMENT SERVICES Group Total	66	58	88% ▲	30	30	100% ▲
CHEROKEE INSURANCE	MOPs Filed	Timely MOPs	Compliance	NOCs Filed	Timely NOCs	Compliance
CA044 CHEROKEE INSURANCE	*	*	*	*	*	*
Total	*	*	*	*	*	*
CHEROKEE INSURANCE Group Total	*	*	*	*	*	*
CHUBB INSURANCE	MOPs Filed	Timely MOPs	Compliance	NOCs Filed	Timely NOCs	Compliance
CA046 CHUBB INSURANCE	*	*	*	*	*	*
Total	*	*	*	*	*	*
CHUBB INSURANCE TPA Administered Claims						
CA160 ESIS	*	*	*	*	*	*
CA190 GALLAGHER BASSETT SERVICES	6	5	83%	1	1	100%
CA300 SEDGWICK CLAIMS MANAGEMENT SERVICES	1	0	0%	No Filings	No Filings	No Filings
TPA Total	7	5	71% ▼	1	1	100% ▲
CHUBB INSURANCE Group Total	7	5	71% ▼	1	1	100% ▲
CHURCH MUTUAL INSURANCE	MOPs Filed	Timely MOPs	Compliance	NOCs Filed	Timely NOCs	Compliance
CA084 CHURCH MUTUAL INSURANCE	*	*	*	*	*	*
Total	*	*	*	*	*	*
CHURCH MUTUAL INSURANCE Group Total	*	*	*	*	*	*

Maine Workers' Compensation Board

Initial MOP Filing Benchmark: 85%

Initial Indemnity NOC Benchmark: 90%

* Indicates no claims activity this quarter

▲ Indicates benchmark met or exceeded

▼ Indicates benchmark not met

INSURANCE GROUP COMPLIANCE
Initial MOP and Initial Indemnity NOC Filings
Fourth Quarter
10/1/2016 - 12/31/2016

Insurance Company	Total Initial MOPs Filed	Initial MOPs Filed Timely	Compliance Percentage	Total Initial Indemnity NOCs Filed	Initial Indemnity NOCs Filed Timely	Compliance Percentage
CIANBRO CORPORATION	MOPs Filed	Timely MOPs	Compliance	NOCs Filed	Timely NOCs	Compliance
CA085 CIANBRO CORPORATION	*	*	*	*	*	*
Total	*	*	*	*	*	*
CIANBRO CORPORATION Group Total	*	*	*	*	*	*
CINCINNATI CASUALTY	MOPs Filed	Timely MOPs	Compliance	NOCs Filed	Timely NOCs	Compliance
CINCINNATI CASUALTY	*	*	*	*	*	*
Total	*	*	*	*	*	*
CINCINNATI CASUALTY TPA Administered Claims						
CA340 YORK RISK SERVICES	*	*	*	*	*	*
TPA Total	*	*	*	*	*	*
CINCINNATI CASUALTY Group Total	*	*	*	*	*	*
CLAIMS MANAGEMENT (WALMART)	MOPs Filed	Timely MOPs	Compliance	NOCs Filed	Timely NOCs	Compliance
CA100 CLAIMS MANAGEMENT (WALMART)	7	6	86%	10	5	50%
Total	7	6	86% ▲	10	5	50% ▼
CLAIMS MANAGEMENT (WALMART) Group Total	7	6	86% ▲	10	5	50% ▼
CNA INSURANCE	MOPs Filed	Timely MOPs	Compliance	NOCs Filed	Timely NOCs	Compliance
CA017 AMERICAN CASUALTY COMPANY OF READING PA	*	*	*	*	*	*
CA083 CNA CLAIMS PLUS	*	*	*	*	*	*
CA050 CONTINENTAL CASUALTY	1	1	100%	No Filings	No Filings	No Filings
CA314 TRANSPORTATION INSURANCE	*	*	*	*	*	*
Total	1	1	100% ▲	No Filings	No Filings	No Filings
CNA INSURANCE TPA Administered Claims						
CA190 GALLAGHER BASSETT SERVICES	No Filings	No Filings	No Filings	No Filings	No Filings	No Filings
TPA Total	No Filings	No Filings	No Filings	No Filings	No Filings	No Filings
CNA INSURANCE Group Total	1	1	100% ▲	No Filings	No Filings	No Filings
CONSTITUTION STATE SERVICES	MOPs Filed	Timely MOPs	Compliance	NOCs Filed	Timely NOCs	Compliance
CA110 CONSTITUTION STATE SERVICES	3	3	100%	2	2	100%
Total	3	3	100% ▲	2	2	100% ▲
CONSTITUTION STATE SERVICES Group Total	3	3	100% ▲	2	2	100% ▲
CORVEL ENTERPRISE COMP	MOPs Filed	Timely MOPs	Compliance	NOCs Filed	Timely NOCs	Compliance
CA116 CORVEL ENTERPRISE COMP	2	1	50%	No Filings	No Filings	No Filings
Total	2	1	50% ▼	No Filings	No Filings	No Filings
CORVEL ENTERPRISE COMP Group Total	2	1	50% ▼	No Filings	No Filings	No Filings

INSURANCE GROUP COMPLIANCE
Initial MOP and Initial Indemnity NOC Filings
Fourth Quarter
10/1/2016 - 12/31/2016

Insurance Company	Total Initial MOPs Filed	Initial MOPs Filed Timely	Compliance Percentage	Total Initial Indemnity NOCs Filed	Initial Indemnity NOCs Filed Timely	Compliance Percentage
COTTINGHAM & BUTLER CLAIMS SERVICES	MOPs Filed	Timely MOPs	Compliance	NOCs Filed	Timely NOCs	Compliance
CA117 COTTINGHAM & BUTLER CLAIMS SERVICES	1	1	100%	2	1	50%
Total	1	1	100% ▲	2	1	50% ▼
COTTINGHAM & BUTLER CLAIMS SERVICES Group Total	1	1	100% ▲	2	1	50% ▼
CROSS INSURANCE	MOPs Filed	Timely MOPs	Compliance	NOCs Filed	Timely NOCs	Compliance
CA093 CROSS INSURANCE	39	35	90%	72	70	97%
Total	39	35	90% ▲	72	70	97% ▲
CROSS INSURANCE Group Total	39	35	90% ▲	72	70	97% ▲
ELECTRIC INSURANCE	MOPs Filed	Timely MOPs	Compliance	NOCs Filed	Timely NOCs	Compliance
CA150 ELECTRIC INSURANCE	*	*	*	*	*	*
Total	*	*	*	*	*	*
ELECTRIC INSURANCE TPA Administered Claims						
CA300 SEDGWICK CLAIMS MANAGEMENT SERVICES	3	3	100%	1	1	100%
TPA Total	3	3	100% ▲	1	1	100% ▲
ELECTRIC INSURANCE Group Total	3	3	100% ▲	1	1	100% ▲
ESIS	MOPs Filed	Timely MOPs	Compliance	NOCs Filed	Timely NOCs	Compliance
CA160 ESIS	6	4	67%	11	11	100%
Total	6	4	67% ▼	11	11	100% ▲
ESIS Group Total	6	4	67% ▼	11	11	100% ▲
FEDERATED MUTUAL INSURANCE	MOPs Filed	Timely MOPs	Compliance	NOCs Filed	Timely NOCs	Compliance
CA091 FEDERATED MUTUAL INSURANCE	1	0	0%	2	2	100%
CA092 FEDERATED SERVICE INSURANCE	*	*	*	*	*	*
Total	1	0	0% ▼	2	2	100% ▲
FEDERATED MUTUAL INSURANCE Group Total	1	0	0% ▼	2	2	100% ▲
FIREMAN'S FUND INSURANCE	MOPs Filed	Timely MOPs	Compliance	NOCs Filed	Timely NOCs	Compliance
CA170 FIREMAN'S FUND INSURANCE	*	*	*	*	*	*
Total	*	*	*	*	*	*
FIREMAN'S FUND INSURANCE Group Total	*	*	*	*	*	*
FRANKENMUTH INSURANCE	MOPs Filed	Timely MOPs	Compliance	NOCs Filed	Timely NOCs	Compliance
CA095 FRANKENMUTH INSURANCE	*	*	*	*	*	*
CA274 PATRIOT INSURANCE	1	1	100%	No Filings	No Filings	No Filings
Total	1	1	100% ▲	No Filings	No Filings	No Filings
FRANKENMUTH INSURANCE Group Total	1	1	100% ▲	No Filings	No Filings	No Filings

Maine Workers' Compensation Board

Initial MOP Filing Benchmark: 85%

Initial Indemnity NOC Benchmark: 90%

* Indicates no claims activity this quarter

▲ Indicates benchmark met or exceeded

▼ Indicates benchmark not met

INSURANCE GROUP COMPLIANCE
Initial MOP and Initial Indemnity NOC Filings
Fourth Quarter
10/1/2016 - 12/31/2016

Insurance Company	Total Initial MOPs Filed	Initial MOPs Filed Timely	Compliance Percentage	Total Initial Indemnity NOCs Filed	Initial Indemnity NOCs Filed Timely	Compliance Percentage
FUTURECOMP	MOPs Filed	Timely MOPs	Compliance	NOCs Filed	Timely NOCs	Compliance
CA175 FUTURECOMP	19	15	79%	9	8	89%
Total	19	15	79% ▼	9	8	89% ▼
FUTURECOMP Group Total	19	15	79% ▼	9	8	89% ▼
GALLAGHER BASSETT SERVICES	MOPs Filed	Timely MOPs	Compliance	NOCs Filed	Timely NOCs	Compliance
CA190 GALLAGHER BASSETT SERVICES	29	21	72%	11	10	91%
Total	29	21	72% ▼	11	10	91% ▲
GALLAGHER BASSETT SERVICES Group Total	29	21	72% ▼	11	10	91% ▲
GREAT AMERICAN INSURANCE	MOPs Filed	Timely MOPs	Compliance	NOCs Filed	Timely NOCs	Compliance
CA193 GREAT AMERICAN INSURANCE	*	*	*	*	*	*
Total	*	*	*	*	*	*
GREAT AMERICAN INSURANCE Group Total	*	*	*	*	*	*
GREAT DIVIDE INSURANCE	MOPs Filed	Timely MOPs	Compliance	NOCs Filed	Timely NOCs	Compliance
CA189 GREAT DIVIDE INSURANCE	*	*	*	*	*	*
Total	*	*	*	*	*	*
GREAT DIVIDE INSURANCE Group Total	*	*	*	*	*	*
GREAT FALLS INSURANCE	MOPs Filed	Timely MOPs	Compliance	NOCs Filed	Timely NOCs	Compliance
GREAT FALLS INSURANCE	*	*	*	*	*	*
Total	*	*	*	*	*	*
GREAT FALLS INSURANCE TPA Administered Claims						
CA070 CANNON COCHRAN MANAGEMENT SERVICES	34	29	85%	10	10	100%
TPA Total	34	29	85% ▲	10	10	100% ▲
GREAT FALLS INSURANCE Group Total	34	29	85% ▲	10	10	100% ▲
GREAT WEST INSURANCE	MOPs Filed	Timely MOPs	Compliance	NOCs Filed	Timely NOCs	Compliance
CA196 GREAT WEST INSURANCE	1	1	100%	No Filings	No Filings	No Filings
Total	1	1	100% ▲	No Filings	No Filings	No Filings
GREAT WEST INSURANCE Group Total	1	1	100% ▲	No Filings	No Filings	No Filings
GUARANTEE INSURANCE	MOPs Filed	Timely MOPs	Compliance	NOCs Filed	Timely NOCs	Compliance
CA195 GUARANTEE INSURANCE	*	*	*	*	*	*
Total	*	*	*	*	*	*
GUARANTEE INSURANCE TPA Administered Claims						
CA292 PATRIOT RISK SERVICES	*	*	*	*	*	*
TPA Total	*	*	*	*	*	*
GUARANTEE INSURANCE Group Total	*	*	*	*	*	*

INSURANCE GROUP COMPLIANCE
Initial MOP and Initial Indemnity NOC Filings
Fourth Quarter
10/1/2016 - 12/31/2016

Insurance Company	Total Initial MOPs Filed	Initial MOPs Filed Timely	Compliance Percentage	Total Initial Indemnity NOCs Filed	Initial Indemnity NOCs Filed Timely	Compliance Percentage
GUARD INSURANCE	MOPs Filed	Timely MOPs	Compliance	NOCs Filed	Timely NOCs	Compliance
CA019 AMGUARD INSURANCE	7	6	86%	2	1	50%
CA140 EASTGUARD INSURANCE	1	1	100%	No Filings	No Filings	No Filings
CA272 NORGUARD INSURANCE	1	1	100%	No Filings	No Filings	No Filings
Total	9	8	89% ▲	2	1	50% ▼
GUARD INSURANCE Group Total	9	8	89% ▲	2	1	50% ▼
HANNAFORD BROTHERS	MOPs Filed	Timely MOPs	Compliance	NOCs Filed	Timely NOCs	Compliance
CA201 HANNAFORD BROTHERS	30	23	77%	5	4	80%
Total	30	23	77% ▼	5	4	80% ▼
HANNAFORD BROTHERS Group Total	30	23	77% ▼	5	4	80% ▼
HANNOVER INSURANCE	MOPs Filed	Timely MOPs	Compliance	NOCs Filed	Timely NOCs	Compliance
HANNOVER INSURANCE	*	*	*	*	*	*
Total	*	*	*	*	*	*
HANNOVER INSURANCE TPA Administered Claims						
CA340 YORK RISK SERVICES	2	1	50%	No Filings	No Filings	No Filings
TPA Total	2	1	50% ▼	No Filings	No Filings	No Filings
HANNOVER INSURANCE Group Total	2	1	50% ▼	No Filings	No Filings	No Filings
HANOVER INSURANCE	MOPs Filed	Timely MOPs	Compliance	NOCs Filed	Timely NOCs	Compliance
CA428 ALLMERICA FINANCIAL BENEFIT INSURANCE	No Filings	No Filings	No Filings	No Filings	No Filings	No Filings
CA048 CITIZENS INSURANCE COMPANY OF AMERICA	1	1	100%	1	1	100%
CA429 HANOVER AMERICAN INSURANCE	No Filings	No Filings	No Filings	1	1	100%
CA202 HANOVER INSURANCE	1	1	100%	No Filings	No Filings	No Filings
CA228 MASSACHUSETTS BAY INSURANCE	1	1	100%	No Filings	No Filings	No Filings
Total	3	3	100% ▲	2	2	100% ▲
HANOVER INSURANCE Group Total	3	3	100% ▲	2	2	100% ▲

Maine Workers' Compensation Board

Initial MOP Filing Benchmark: 85%

Initial Indemnity NOC Benchmark: 90%

* Indicates no claims activity this quarter

▲ Indicates benchmark met or exceeded

▼ Indicates benchmark not met

INSURANCE GROUP COMPLIANCE
Initial MOP and Initial Indemnity NOC Filings
Fourth Quarter
10/1/2016 - 12/31/2016

Insurance Company	Total Initial MOPs Filed	Initial MOPs Filed Timely	Compliance Percentage	Total Initial Indemnity NOCs Filed	Initial Indemnity NOCs Filed Timely	Compliance Percentage
HARTFORD INSURANCE	MOPs Filed	Timely MOPs	Compliance	NOCs Filed	Timely NOCs	Compliance
CA188 HARTFORD ACCIDENT & INDEMNITY	1	1	100%	No Filings	No Filings	No Filings
CA185 HARTFORD CASUALTY INSURANCE	No Filings	No Filings	No Filings	No Filings	No Filings	No Filings
CA203 HARTFORD FIRE INSURANCE	No Filings	No Filings	No Filings	No Filings	No Filings	No Filings
CA186 HARTFORD INSURANCE COMPANY OF THE MIDWEST	No Filings	No Filings	No Filings	No Filings	No Filings	No Filings
CA187 HARTFORD UNDERWRITERS INSURANCE	2	1	50%	No Filings	No Filings	No Filings
CA288 PROPERTY & CASUALTY INSURANCE COMPANY OF HARTFORD	*	*	*	*	*	*
CA296 SENTINEL INSURANCE	No Filings	No Filings	No Filings	1	1	100%
CA319 TRUMBULL INSURANCE	16	14	88%	5	5	100%
CA321 TWIN CITY FIRE INSURANCE	3	3	100%	2	2	100%
Total	22	19	86% ▲	8	8	100% ▲
HARTFORD INSURANCE TPA Administered Claims						
CA040 BROADSPIRE SERVICES	No Filings	No Filings	No Filings	1	1	100%
CA070 CANNON COCHRAN MANAGEMENT SERVICES	1	1	100%	1	1	100%
CA116 CORVEL ENTERPRISE COMP	1	0	0%	No Filings	No Filings	No Filings
CA190 GALLAGHER BASSETT SERVICES	*	*	*	*	*	*
CA300 SEDGWICK CLAIMS MANAGEMENT SERVICES	2	2	100%	1	1	100%
CA340 YORK RISK SERVICES	*	*	*	*	*	*
TPA Total	4	3	75% ▼	3	3	100% ▲
HARTFORD INSURANCE Group Total	26	22	85% ▲	11	11	100% ▲
HELMSMAN MANAGEMENT SERVICES	MOPs Filed	Timely MOPs	Compliance	NOCs Filed	Timely NOCs	Compliance
CA204 HELMSMAN MANAGEMENT SERVICES	3	3	100%	5	4	80%
Total	3	3	100% ▲	5	4	80% ▼
HELMSMAN MANAGEMENT SERVICES Group Total	3	3	100% ▲	5	4	80% ▼
LIBERTY MUTUAL INSURANCE	MOPs Filed	Timely MOPs	Compliance	NOCs Filed	Timely NOCs	Compliance
CA003 AMERICAN FIRE & CASUALTY INSURANCE	*	*	*	*	*	*
CA380 EMPLOYERS INSURANCE OF WAUSAU	1	1	100%	1	0	0%
CA162 EXCELSIOR INSURANCE	*	*	*	*	*	*
CA210 LIBERTY MUTUAL INSURANCE	22	17	77%	15	12	80%
CA406 OHIO CASUALTY INSURANCE	*	*	*	*	*	*
CA407 OHIO SECURITY INSURANCE	No Filings	No Filings	No Filings	No Filings	No Filings	No Filings
CA283 PEERLESS INDEMNITY INSURANCE	No Filings	No Filings	No Filings	No Filings	No Filings	No Filings
CA275 PEERLESS INSURANCE	7	6	86%	4	3	75%
CA309 THE NETHERLANDS INSURANCE	1	1	100%	No Filings	No Filings	No Filings
CA408 WEST AMERICAN INSURANCE	*	*	*	*	*	*
Total	31	25	81% ▼	20	15	75% ▼
LIBERTY MUTUAL INSURANCE Group Total	31	25	81% ▼	20	15	75% ▼

INSURANCE GROUP COMPLIANCE
Initial MOP and Initial Indemnity NOC Filings
Fourth Quarter
10/1/2016 - 12/31/2016

Insurance Company	Total Initial MOPs Filed	Initial MOPs Filed Timely	Compliance Percentage	Total Initial Indemnity NOCs Filed	Initial Indemnity NOCs Filed Timely	Compliance Percentage
MACY'S CORPORATE SERVICES	MOPs Filed	Timely MOPs	Compliance	NOCs Filed	Timely NOCs	Compliance
CA213 MACY'S CORPORATE SERVICES	*	*	*	*	*	*
Total	*	*	*	*	*	*
MACY'S CORPORATE SERVICES Group Total	*	*	*	*	*	*
MAINE AUTOMOBILE DEALERS ASSOCIATION	MOPs Filed	Timely MOPs	Compliance	NOCs Filed	Timely NOCs	Compliance
CA220 MAINE AUTOMOBILE DEALERS ASSOCIATION	12	12	100%	3	3	100%
Total	12	12	100% ▲	3	3	100% ▲
MAINE AUTOMOBILE DEALERS ASSOCIATION Group Total	12	12	100% ▲	3	3	100% ▲
MAINE EMPLOYERS' MUTUAL INSURANCE	MOPs Filed	Timely MOPs	Compliance	NOCs Filed	Timely NOCs	Compliance
CA260 MAINE EMPLOYERS' MUTUAL INSURANCE	338	302	89%	250	239	96%
Total	338	302	89% ▲	250	239	96% ▲
MAINE EMPLOYERS' MUTUAL INSURANCE Group Total	338	302	89% ▲	250	239	96% ▲
MAINE HEALTHCARE ASSOCIATION	MOPs Filed	Timely MOPs	Compliance	NOCs Filed	Timely NOCs	Compliance
CA234 MAINE HEALTHCARE ASSOCIATION	2	2	100%	6	6	100%
Total	2	2	100% ▲	6	6	100% ▲
MAINE HEALTHCARE ASSOCIATION Group Total	2	2	100% ▲	6	6	100% ▲
MAINE MOTOR TRANSPORT ASSOCIATION	MOPs Filed	Timely MOPs	Compliance	NOCs Filed	Timely NOCs	Compliance
CA230 MAINE MOTOR TRANSPORT ASSOCIATION	3	3	100%	12	11	92%
Total	3	3	100% ▲	12	11	92% ▲
MAINE MOTOR TRANSPORT ASSOCIATION Group Total	3	3	100% ▲	12	11	92% ▲
MAINE MUNICIPAL ASSOCIATION	MOPs Filed	Timely MOPs	Compliance	NOCs Filed	Timely NOCs	Compliance
CA225 MAINE MUNICIPAL ASSOCIATION	45	45	100%	43	43	100%
Total	45	45	100% ▲	43	43	100% ▲
MAINE MUNICIPAL ASSOCIATION Group Total	45	45	100% ▲	43	43	100% ▲
MAINE SCHOOL MANAGEMENT ASSOCIATION	MOPs Filed	Timely MOPs	Compliance	NOCs Filed	Timely NOCs	Compliance
CA250 MAINE SCHOOL MANAGEMENT ASSOCIATION	20	20	100%	12	12	100%
Total	20	20	100% ▲	12	12	100% ▲
MAINE SCHOOL MANAGEMENT ASSOCIATION Group Total	20	20	100% ▲	12	12	100% ▲
MEADOWBROOK INSURANCE	MOPs Filed	Timely MOPs	Compliance	NOCs Filed	Timely NOCs	Compliance
CA255 MEADOWBROOK INSURANCE	2	2	100%	1	1	100%
Total	2	2	100% ▲	1	1	100% ▲
MEADOWBROOK INSURANCE Group Total	2	2	100% ▲	1	1	100% ▲

Maine Workers' Compensation Board

Initial MOP Filing Benchmark: 85%

Initial Indemnity NOC Benchmark: 90%

* Indicates no claims activity this quarter

▲ Indicates benchmark met or exceeded

▼ Indicates benchmark not met

INSURANCE GROUP COMPLIANCE
Initial MOP and Initial Indemnity NOC Filings
Fourth Quarter
10/1/2016 - 12/31/2016

Insurance Company	Total Initial MOPs Filed	Initial MOPs Filed Timely	Compliance Percentage	Total Initial Indemnity NOCs Filed	Initial Indemnity NOCs Filed Timely	Compliance Percentage
MITSUI SUMITOMO INS CO OF AMERICA	MOPs Filed	Timely MOPs	Compliance	NOCs Filed	Timely NOCs	Compliance
CA264 MITSUI SUMITOMO INS CO OF AMERICA	*	*	*	*	*	*
Total	*	*	*	*	*	*
MITSUI SUMITOMO INS CO OF AMERICA TPA Administered Claims						
CA190 GALLAGHER BASSETT SERVICES	1	0	0%	1	1	100%
TPA Total	1	0	0% ▼	1	1	100% ▲
MITSUI SUMITOMO INS CO OF AMERICA Group Total	1	0	0% ▼	1	1	100% ▲
NATIONAL INTERSTATE INSURANCE	MOPs Filed	Timely MOPs	Compliance	NOCs Filed	Timely NOCs	Compliance
CA267 NATIONAL INTERSTATE INSURANCE COMPANY	1	1	100%	No Filings	No Filings	No Filings
Total	1	1	100% ▲	No Filings	No Filings	No Filings
NATIONAL INTERSTATE INSURANCE Group Total	1	1	100% ▲	No Filings	No Filings	No Filings
NATIONWIDE INSURANCE	MOPs Filed	Timely MOPs	Compliance	NOCs Filed	Timely NOCs	Compliance
CA198 HARLEYSVILLE WORSTER INSURANCE	*	*	*	*	*	*
CA289 NATIONAL CASUALTY	*	*	*	*	*	*
CA291 NATIONWIDE AGRIBUSINESS INSURANCE	*	*	*	*	*	*
Total	*	*	*	*	*	*
NATIONWIDE INSURANCE Group Total	*	*	*	*	*	*
NGM INSURANCE	MOPs Filed	Timely MOPs	Compliance	NOCs Filed	Timely NOCs	Compliance
CA265 NGM INSURANCE	1	1	100%	2	0	0%
Total	1	1	100% ▲	2	0	0% ▼
NGM INSURANCE Group Total	1	1	100% ▲	2	0	0% ▼
NORTH RIVER INSURANCE	MOPs Filed	Timely MOPs	Compliance	NOCs Filed	Timely NOCs	Compliance
CA257 NORTH RIVER INSURANCE	*	*	*	*	*	*
Total	*	*	*	*	*	*
NORTH RIVER INSURANCE TPA Administered Claims						
CA040 BROADSPIRE SERVICES	No Filings	No Filings	No Filings	No Filings	No Filings	No Filings
TPA Total	No Filings	No Filings	No Filings	No Filings	No Filings	No Filings
NORTH RIVER INSURANCE Group Total	No Filings	No Filings	No Filings	No Filings	No Filings	No Filings

INSURANCE GROUP COMPLIANCE
Initial MOP and Initial Indemnity NOC Filings
Fourth Quarter
10/1/2016 - 12/31/2016

Insurance Company	Total Initial MOPs Filed	Initial MOPs Filed Timely	Compliance Percentage	Total Initial Indemnity NOCs Filed	Initial Indemnity NOCs Filed Timely	Compliance Percentage
OLD REPUBLIC INSURANCE	MOPs Filed	Timely MOPs	Compliance	NOCs Filed	Timely NOCs	Compliance
OLD REPUBLIC INSURANCE	*	*	*	*	*	*
Total	*	*	*	*	*	*
OLD REPUBLIC INSURANCE TPA Administered Claims						
CA040 BROADSPIRE SERVICES	*	*	*	*	*	*
CA070 CANNON COCHRAN MANAGEMENT SERVICES	3	2	67%	1	1	100%
CA116 CORVEL ENTERPRISE COMP	No Filings	No Filings	No Filings	No Filings	No Filings	No Filings
CA190 GALLAGHER BASSETT SERVICES	2	1	50%	No Filings	No Filings	No Filings
CA204 HELMSMAN MANAGEMENT SERVICES	*	*	*	*	*	*
CA295 RYDER SERVICES	1	1	100%	No Filings	No Filings	No Filings
CA300 SEDGWICK CLAIMS MANAGEMENT SERVICES	2	2	100%	1	1	100%
TPA Total	8	6	75% ▼	2	2	100% ▲
OLD REPUBLIC INSURANCE Group Total	8	6	75% ▼	2	2	100% ▲
PENNSYLVANIA MFG ASSN	MOPs Filed	Timely MOPs	Compliance	NOCs Filed	Timely NOCs	Compliance
PENNSYLVANIA MFG ASSN	*	*	*	*	*	*
Total	*	*	*	*	*	*
PENNSYLVANIA MFG ASSN TPA Administered Claims						
CA190 GALLAGHER BASSETT SERVICES	2	1	50%	2	1	50%
TPA Total	2	1	50% ▼	2	1	50% ▼
PENNSYLVANIA MFG ASSN Group Total	2	1	50% ▼	2	1	50% ▼
PROTECTIVE INSURANCE	MOPs Filed	Timely MOPs	Compliance	NOCs Filed	Timely NOCs	Compliance
CA277 PROTECTIVE INSURANCE COMPANY	*	*	*	*	*	*
Total	*	*	*	*	*	*
PROTECTIVE INSURANCE TPA Administered Claims						
CA320 SYNERNET	*	*	*	*	*	*
TPA Total	*	*	*	*	*	*
PROTECTIVE INSURANCE Group Total	*	*	*	*	*	*
PUBLIC SERVICE INSURANCE	MOPs Filed	Timely MOPs	Compliance	NOCs Filed	Timely NOCs	Compliance
CA282 PUBLIC SERVICE INSURANCE	*	*	*	*	*	*
Total	*	*	*	*	*	*
PUBLIC SERVICE INSURANCE Group Total	*	*	*	*	*	*

INSURANCE GROUP COMPLIANCE
Initial MOP and Initial Indemnity NOC Filings
Fourth Quarter
10/1/2016 - 12/31/2016

Insurance Company	Total Initial MOPs Filed	Initial MOPs Filed Timely	Compliance Percentage	Total Initial Indemnity NOCs Filed	Initial Indemnity NOCs Filed Timely	Compliance Percentage
QBE INSURANCE GROUP	MOPs Filed	Timely MOPs	Compliance	NOCs Filed	Timely NOCs	Compliance
QBE INSURANCE GROUP	*	*	*	*	*	*
Total	*	*	*	*	*	*
QBE INSURANCE GROUP TPA Administered Claims						
CA190 GALLAGHER BASSETT SERVICES	1	1	100%	No Filings	No Filings	No Filings
CA300 SEDGWICK CLAIMS MANAGEMENT SERVICES	7	6	86%	No Filings	No Filings	No Filings
TPA Total	8	7	88% ▲	No Filings	No Filings	No Filings
QBE INSURANCE GROUP Group Total	8	7	88% ▲	No Filings	No Filings	No Filings
RYDER SERVICES	MOPs Filed	Timely MOPs	Compliance	NOCs Filed	Timely NOCs	Compliance
CA295 RYDER SERVICES	1	1	100%	No Filings	No Filings	No Filings
Total	1	1	100% ▲	No Filings	No Filings	No Filings
RYDER SERVICES Group Total	1	1	100% ▲	No Filings	No Filings	No Filings
SAFETY NATIONAL INSURANCE	MOPs Filed	Timely MOPs	Compliance	NOCs Filed	Timely NOCs	Compliance
SAFETY NATIONAL INSURANCE	*	*	*	*	*	*
Total	*	*	*	*	*	*
SAFETY NATIONAL INSURANCE TPA Administered Claims						
CA040 BROADSPIRE SERVICES	No Filings	No Filings	No Filings	1	1	100%
CA070 CANNON COCHRAN MANAGEMENT SERVICES	3	1	33%	3	3	100%
CA116 CORVEL ENTERPRISE COMP	No Filings	No Filings	No Filings	No Filings	No Filings	No Filings
CA160 ESIS	*	*	*	*	*	*
CA190 GALLAGHER BASSETT SERVICES	3	3	100%	1	1	100%
CA204 HELMSMAN MANAGEMENT SERVICES	*	*	*	*	*	*
CA300 SEDGWICK CLAIMS MANAGEMENT SERVICES	1	1	100%	1	1	100%
CA340 YORK RISK SERVICES	*	*	*	*	*	*
TPA Total	7	5	71% ▼	6	6	100% ▲
SAFETY NATIONAL INSURANCE Group Total	7	5	71% ▼	6	6	100% ▲
SEDGWICK CLAIMS MANAGEMENT SERVICES	MOPs Filed	Timely MOPs	Compliance	NOCs Filed	Timely NOCs	Compliance
CA300 SEDGWICK CLAIMS MANAGEMENT SERVICES	50	43	86%	24	22	92%
Total	50	43	86% ▲	24	22	92% ▲
SEDGWICK CLAIMS MANAGEMENT SERVICES Group Total	50	43	86% ▲	24	22	92% ▲
SENTRY INSURANCE	MOPs Filed	Timely MOPs	Compliance	NOCs Filed	Timely NOCs	Compliance
CA402 SENTRY CASUALTY	1	1	100%	No Filings	No Filings	No Filings
CA305 SENTRY INSURANCE	No Filings	No Filings	No Filings	No Filings	No Filings	No Filings
Total	1	1	100% ▲	No Filings	No Filings	No Filings
SENTRY INSURANCE Group Total	1	1	100% ▲	No Filings	No Filings	No Filings

INSURANCE GROUP COMPLIANCE
Initial MOP and Initial Indemnity NOC Filings
Fourth Quarter
10/1/2016 - 12/31/2016

Insurance Company	Total Initial MOPs Filed	Initial MOPs Filed Timely	Compliance Percentage	Total Initial Indemnity NOCs Filed	Initial Indemnity NOCs Filed Timely	Compliance Percentage
SOMPO JAPAN INSURANCE	MOPs Filed	Timely MOPs	Compliance	NOCs Filed	Timely NOCs	Compliance
SOMPO JAPAN INSURANCE COMPANY OF AMERICA	*	*	*	*	*	*
Total	*	*	*	*	*	*
SOMPO JAPAN INSURANCE TPA Administered Claims						
CA040 BROADSPIRE SERVICES	*	*	*	*	*	*
TPA Total	*	*	*	*	*	*
SOMPO JAPAN INSURANCE Group Total	*	*	*	*	*	*
STARR INDEMNITY INSURANCE	MOPs Filed	Timely MOPs	Compliance	NOCs Filed	Timely NOCs	Compliance
STARR INDEMNITY INSURANCE	*	*	*	*	*	*
Total	*	*	*	*	*	*
STARR INDEMNITY INSURANCE TPA Administered Claims						
CA160 ESIS	2	2	100%	No Filings	No Filings	No Filings
CA190 GALLAGHER BASSETT SERVICES	1	1	100%	No Filings	No Filings	No Filings
CA300 SEDGWICK CLAIMS MANAGEMENT SERVICES	*	*	*	*	*	*
TPA Total	3	3	100% ▲	No Filings	No Filings	No Filings
STARR INDEMNITY INSURANCE Group Total	3	3	100% ▲	No Filings	No Filings	No Filings
STATE OF MAINE WORKERS' COMPENSATION TRUST	MOPs Filed	Timely MOPs	Compliance	NOCs Filed	Timely NOCs	Compliance
CA307 STATE OF MAINE WORKERS' COMPENSATION TRUST	45	43	96%	16	16	100%
Total	45	43	96% ▲	16	16	100% ▲
STATE OF MAINE WORKERS' COMPENSATION TRUST Group Total	45	43	96% ▲	16	16	100% ▲
SYNERNET	MOPs Filed	Timely MOPs	Compliance	NOCs Filed	Timely NOCs	Compliance
CA320 SYNERNET	13	13	100%	31	29	94%
Total	13	13	100% ▲	31	29	94% ▲
SYNERNET Group Total	13	13	100% ▲	31	29	94% ▲
THE AMERICAN EQUITY UNDERWRITERS	MOPs Filed	Timely MOPs	Compliance	NOCs Filed	Timely NOCs	Compliance
CA323 THE AMERICAN EQUITY UNDERWRITERS	1	0	0%	No Filings	No Filings	No Filings
Total	1	0	0% ▼	No Filings	No Filings	No Filings
THE AMERICAN EQUITY UNDERWRITERS Group Total	1	0	0% ▼	No Filings	No Filings	No Filings
TOWER INSURANCE	MOPs Filed	Timely MOPs	Compliance	NOCs Filed	Timely NOCs	Compliance
CA356 TOWER INSURANCE	*	*	*	*	*	*
Total	*	*	*	*	*	*
TOWER INSURANCE TPA Administered Claims						
CA340 YORK RISK SERVICES	*	*	*	*	*	*
TPA Total	*	*	*	*	*	*
TOWER INSURANCE Group Total	*	*	*	*	*	*

Maine Workers' Compensation Board

Initial MOP Filing Benchmark: 85%

Initial Indemnity NOC Benchmark: 90%

* Indicates no claims activity this quarter

▲ Indicates benchmark met or exceeded

▼ Indicates benchmark not met

INSURANCE GROUP COMPLIANCE
Initial MOP and Initial Indemnity NOC Filings
Fourth Quarter
10/1/2016 - 12/31/2016

Insurance Company	Total Initial MOPs Filed	Initial MOPs Filed Timely	Compliance Percentage	Total Initial Indemnity NOCs Filed	Initial Indemnity NOCs Filed Timely	Compliance Percentage
TRAVELERS INSURANCE	MOPs Filed	Timely MOPs	Compliance	NOCs Filed	Timely NOCs	Compliance
CA072 CHARTER OAK FIRE INSURANCE	14	12	86%	5	4	80%
CA164 FARMINGTON CASUALTY	1	1	100%	No Filings	No Filings	No Filings
CA284 PHOENIX INSURANCE	1	1	100%	No Filings	No Filings	No Filings
CA303 ST PAUL FIRE & MARINE INSURANCE	*	*	*	*	*	*
CA306 STANDARD FIRE INSURANCE	4	4	100%	2	2	100%
CA347 TRAVELERS CASUALTY & SURETY	1	1	100%	No Filings	No Filings	No Filings
CA348 TRAVELERS CASUALTY INSURANCE COMPANY OF AMERICA	1	1	100%	No Filings	No Filings	No Filings
CA349 TRAVELERS COMMERCIAL CASUALTY	No Filings	No Filings	No Filings	1	1	100%
CA343 TRAVELERS INDEMNITY COMPANY	*	*	*	*	*	*
CA346 TRAVELERS INDEMNITY COMPANY OF AMERICA	3	2	67%	No Filings	No Filings	No Filings
CA345 TRAVELERS PROPERTY CASUALTY INSURANCE	No Filings	No Filings	No Filings	2	1	50%
Total	25	22	88% ▲	10	8	80% ▼
TRAVELERS INSURANCE TPA Administered Claims						
CA040 BROADSPIRE SERVICES	1	1	100%	No Filings	No Filings	No Filings
CA117 COTTINGHAM & BUTLER CLAIMS SERVICES	No Filings	No Filings	No Filings	No Filings	No Filings	No Filings
CA190 GALLAGHER BASSETT SERVICES	2	1	50%	No Filings	No Filings	No Filings
CA300 SEDGWICK CLAIMS MANAGEMENT SERVICES	3	2	67%	No Filings	No Filings	No Filings
TPA Total	6	4	67% ▼	No Filings	No Filings	No Filings
TRAVELERS INSURANCE Group Total	31	26	84% ▼	10	8	80% ▼
VANLINER INSURANCE	MOPs Filed	Timely MOPs	Compliance	NOCs Filed	Timely NOCs	Compliance
CA379 VANLINER INSURANCE	*	*	*	*	*	*
Total	*	*	*	*	*	*
VANLINER INSURANCE Group Total	*	*	*	*	*	*
XL INSURANCE	MOPs Filed	Timely MOPs	Compliance	NOCs Filed	Timely NOCs	Compliance
CA384 XL INSURANCE	*	*	*	*	*	*
Total	*	*	*	*	*	*
XL INSURANCE TPA Administered Claims						
CA040 BROADSPIRE SERVICES	1	1	100%	No Filings	No Filings	No Filings
CA116 CORVEL ENTERPRISE COMP	No Filings	No Filings	No Filings	No Filings	No Filings	No Filings
CA117 COTTINGHAM & BUTLER CLAIMS SERVICES	1	1	100%	1	1	100%
CA160 ESIS	1	0	0%	1	1	100%
CA190 GALLAGHER BASSETT SERVICES	1	1	100%	1	1	100%
CA300 SEDGWICK CLAIMS MANAGEMENT SERVICES	1	0	0%	2	2	100%
TPA Total	5	3	60% ▼	5	5	100% ▲
XL INSURANCE Group Total	5	3	60% ▼	5	5	100% ▲

INSURANCE GROUP COMPLIANCE
Initial MOP and Initial Indemnity NOC Filings
Fourth Quarter
10/1/2016 - 12/31/2016

Insurance Company	Total Initial MOPs Filed	Initial MOPs Filed Timely	Compliance Percentage	Total Initial Indemnity NOCs Filed	Initial Indemnity NOCs Filed Timely	Compliance Percentage
YORK RISK SERVICES	MOPs Filed	Timely MOPs	Compliance	NOCs Filed	Timely NOCs	Compliance
CA340 YORK RISK SERVICES	2	1	50%	No Filings	No Filings	No Filings
Total	2	1	50% ▼	No Filings	No Filings	No Filings
YORK RISK SERVICES Group Total	2	1	50% ▼	No Filings	No Filings	No Filings
ZURICH INSURANCE	MOPs Filed	Timely MOPs	Compliance	NOCs Filed	Timely NOCs	Compliance
CA021 AMERICAN GUARANTEE & LIABILITY	1	1	100%	No Filings	No Filings	No Filings
CA022 AMERICAN ZURICH	No Filings	No Filings	No Filings	1	1	100%
CA400 ZURICH AMERICAN INSURANCE	3	2	67%	1	1	100%
CA404 ZURICH AMERICAN INSURANCE COMPANY OF ILLINOIS	1	1	100%	No Filings	No Filings	No Filings
Total	5	4	80% ▼	2	2	100% ▲
ZURICH INSURANCE TPA Administered Claims						
CA040 BROADSPIRE SERVICES	No Filings	No Filings	No Filings	No Filings	No Filings	No Filings
CA160 ESIS	No Filings	No Filings	No Filings	1	1	100%
CA190 GALLAGHER BASSETT SERVICES	1	1	100%	1	1	100%
CA292 PATRIOT RISK SERVICES	*	*	*	*	*	*
CA300 SEDGWICK CLAIMS MANAGEMENT SERVICES	1	1	100%	3	2	67%
CA340 YORK RISK SERVICES	*	*	*	*	*	*
TPA Total	2	2	100% ▲	5	4	80% ▼
ZURICH INSURANCE Group Total	7	6	86% ▲	7	6	86% ▼

Maine Workers' Compensation Board

Initial MOP Filing Benchmark: 85%

Initial Indemnity NOC Benchmark: 90%

* Indicates no claims activity this quarter

▲ Indicates benchmark met or exceeded

▼ Indicates benchmark not met