

MAINE STATE LEGISLATURE

The following document is provided by the
LAW AND LEGISLATIVE DIGITAL LIBRARY
at the Maine State Law and Legislative Reference Library
<http://legislature.maine.gov/lawlib>



Reproduced from scanned originals with text recognition applied
(searchable text may contain some errors and/or omissions)

QUARTERLY COMPLIANCE REPORT

STATE OF MAINE WORKERS' COMPENSATION BOARD



Fourth Quarter 2009 Report

October 1, 2009 – December 31, 2009

Office of Monitoring, Audit & Enforcement

Paul R. Dionne
Executive Director/Chair

Steven P. Minkowsky
Deputy Director of Benefits Administration

27 State House Station
Augusta, Maine 04333-0027
(207) 287-3751



JOHN ELIAS BALDACCI

GOVERNOR

STATE OF MAINE
WORKERS' COMPENSATION BOARD
DEERING BUILDING AMHI COMPLEX
27 STATE HOUSE STATION
AUGUSTA, MAINE
04333-0027

COPY

PAUL R. DIONNE

EXECUTIVE DIRECTOR/CHAIR

May 12, 2010

Senator Troy Dale Jackson, Chair
Joint Standing Committee on Labor
100 State House Station
Augusta, Maine 04333

Dear Senator Jackson:

Enclosed please find a copy of the Fourth Quarter 2009 Compliance Report unanimously approved by the Maine Workers' Compensation Board (Board) on April 13, 2010. This report represents the efforts of the Office of Monitoring, Audit and Enforcement and the workers' compensation community.

In addition to the production of quarterly and annual compliance reports, the Monitoring, Audit and Enforcement (MAE) Program also conducts audits of insurers, self-insurers, and third-party administrators on a three-year audit cycle. The functions of the audit program include auditing the timeliness of payments and claims handling practices, determining whether claims are unreasonably contested, and ensuring that all reporting requirements to the Board are met.

The Board is pleased with the results of the MAE Program which is having a significant impact on compliance in the State of Maine and drawing national attention. The Board remains convinced that this program will continue to improve compliance as envisioned by the Governor and the Legislature and as reflected in P.L. 1997, Chapter 486.

Sincerely,

Paul R. Dionne
Executive Director/Chair

PRD/amp
Enclosure

Cc: Steven P. Minkowsky, Deputy Director of Benefits Administration



PRINTED ON RECYCLED PAPER
TTY: 877-832-5525

PHONE: (207) 287-3751

FAX: (207) 287-7198

**State of Maine
Workers' Compensation Board
Quarterly Compliance Report
Fourth Quarter 2009**

Table of Contents

1.	Executive Summary	Pages 1-2
2.	Lost Time First Report of Injury Filings	Page 3
3.	Initial Indemnity Payments	Page 4
4.	Initial Memorandum of Payment Filings	Page 5
5.	Initial Indemnity Notice of Controversy Filings	Page 6
6.	Initial Indemnity Payments > 44 Days	Page 7
7.	Late Filed Coverage Notices	Page 7

Table of Charts

1.	Lost Time First Report of Injury Filings Timeliness Distribution	Page 3
2.	Lost Time First Report of Injury Filings Quarterly Compliance	Page 3
3.	Lost Time First Report of Injury Filings Compliance Trend	Page 3
4.	Initial Indemnity Payments Timeliness Distribution	Page 4
5.	Initial Indemnity Payments Quarterly Compliance	Page 4
6.	Initial Indemnity Payments Compliance Trend	Page 4
7.	Initial Memorandum of Payment Filings Timeliness Distribution	Page 5
8.	Initial Memorandum of Payment Filings Quarterly Compliance	Page 5
9.	Initial Memorandum of Payment Filings Compliance Trend	Page 5
10.	Initial Indemnity Notice of Controversy Filings Timeliness Distribution	Page 6
11.	Initial Indemnity Notice of Controversy Filings Quarterly Compliance	Page 6
12.	Initial Indemnity Notice of Controversy Filings Compliance Trend	Page 6
13.	Initial Indemnity Payments > 44 Days Penalty Distribution	Page 7
14.	Late Filed Coverage Notices Complaint Distribution	Page 7

Appendices

A.	Insurance Group Compliance Lost Time FROI Filings and Initial Indemnity Payments	Pages A1-A9
B.	Insurance Group Compliance Initial MOP and Initial Indemnity NOC Filings	Pages B1-B9
C.	Quarterly Compliance Data	Pages C1-C28

Executive Summary

On April 13, 2010, the Maine Workers' Compensation Board unanimously approved the Fourth Quarter 2009 Compliance Report. This report represents the efforts of the Office of Monitoring, Audit and Enforcement and insurers, self-administered employers, and third-party administrators (collectively "claim administrators").

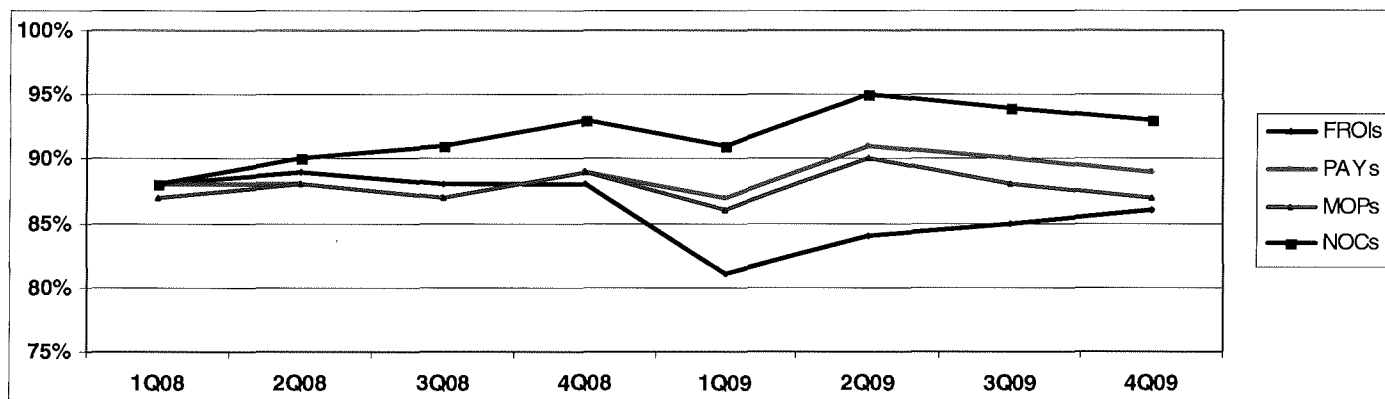
The Reconciliation Report was sent to 96 claim administrators on 1/21/10; 72 responded, 19 were not required to respond, and 5 did not respond.

I. COMPLIANCE OVERVIEW

The 4Q09 report represents results based upon data received by 3/09/10. The results are:

Category	Number of Days	Benchmark	1Q08	2Q08	3Q08	4Q08	1Q09	2Q09	3Q09	4Q09
FROIs	7	85%	88%	89%	88%	88%	81%	84%	85%	86%
PAYs	14	87%	88%	88%	87%	89%	87%	91%	90%	89%
MOPs	17	85%	87%	88%	87%	89%	86%	90%	88%	87%
NOCs	14	90%	88%	90%	91%	93%	91%	95%	94%	93%

Compliance Benchmark Tracking (1Q08 – 4Q09)



II. CORRECTIVE ACTION PLANS (CAPs)

CAPs are implemented for claim administrators with chronic poor compliance. Elements of the CAPs are reviewed and updated each quarter to track compliance changes and ensure that the elements of the plan are being met.

- o The following had CAPs in place for the 4Q09:

Claim Administrator (alpha order)	Market Share by Premiums Written
AIG	3%
Berkley Admin. of CT	Not Applicable - TPA
Claimetrics	Not Applicable - TPA
CNA	1%
Gallagher Bassett Services	Not Applicable - TPA
Hartford	4%
Liberty Mutual	9%
Zurich	1%

III. CAVEATS & EXPLANATIONS

A. General

- o Question marks ("?",) within this report indicate that the claim administrator did not provide all of the data required to measure compliance in that particular area.

B. Lost Time First Report of Injury (FROI) Filings

- o Compliance with this benchmark exists when the FROI is filed (accepted EDI transaction, with or without errors) within 7 days after the employer receives notice or knowledge of an employee injury that has caused the employee to lose a day's work.

C. Initial Indemnity Payments (PAYs)

- o Compliance with this benchmark exists when the check is mailed within the later of (i) 14 days after the employer's notice or knowledge of incapacity or (ii) the first day of compensability plus 6 days.
- o If an employer continues to pay the employee's salary, payments are deemed timely for purposes of compliance if made consistent with the employer's usual payroll practice.

D. Initial Memorandum of Payment (MOP) Filings

- o Compliance with this benchmark exists when the MOP is received within 17 days of the employer's notice or knowledge of incapacity.

E. Initial Indemnity Notice of Controversy (NOC) Filings

- o Compliance with this benchmark exists when the NOC is filed (accepted EDI transaction, with or without errors) within 14 days after the employer receives notice or knowledge of the incapacity or death. Measurement excludes filings submitted with full denial reason codes 3A-3H (No Coverage).

LOST TIME FIRST REPORT OF INJURY FILINGS

Chart 1 Timeliness Distribution

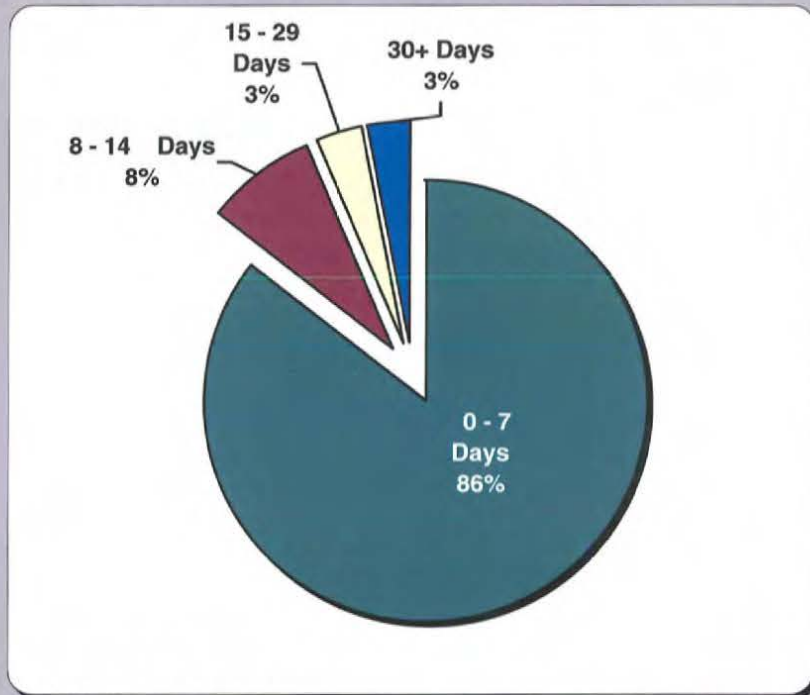


Table 1

Received Within:			
0 - 7 Days	2,623	86%	
8 - 14 Days	253	8%	
15 - 29 Days	96	3%	
30+ Days	96	3%	
Total	3,068	100%	

Chart 2 Quarterly Compliance

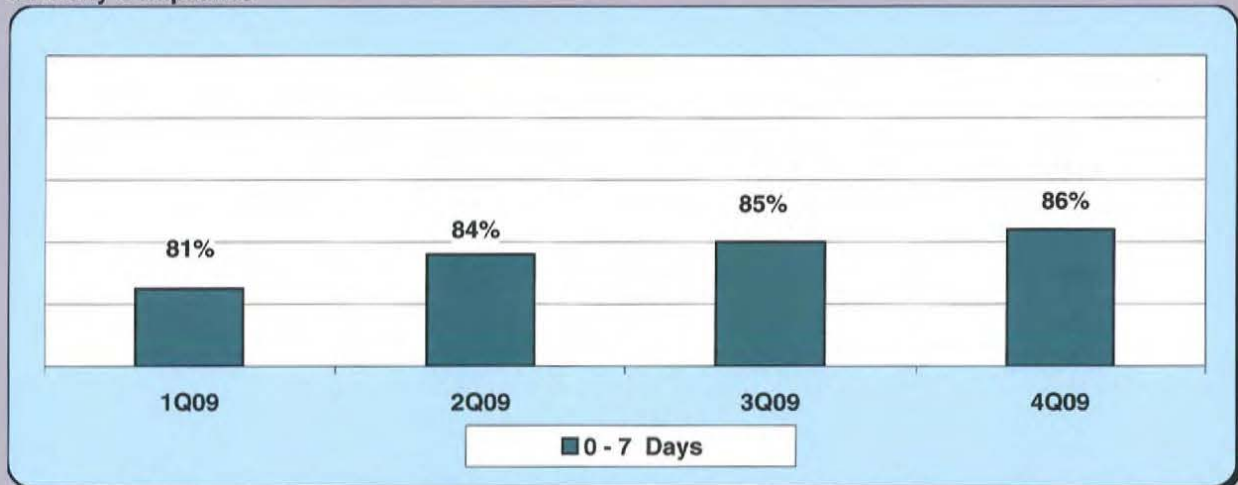
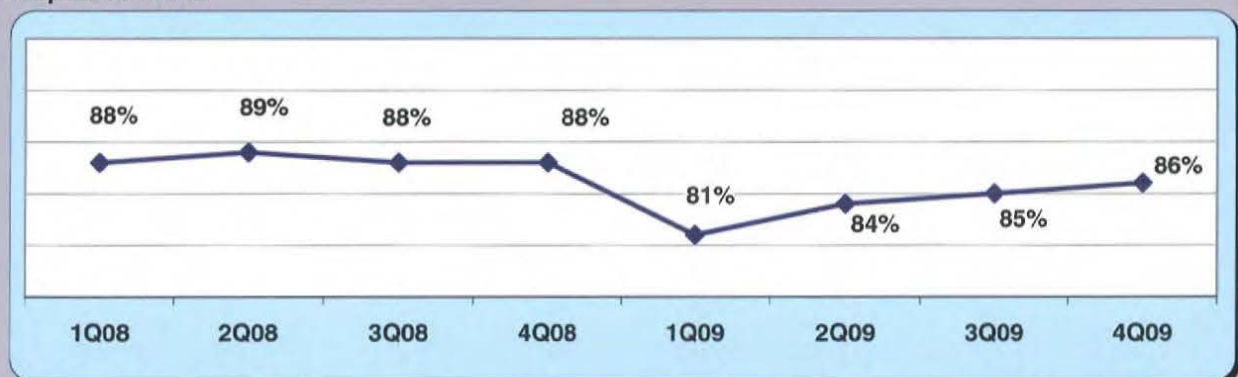


Chart 3 Compliance Trend



Fourth Quarter Compliance Report
10/1/2009 - 12/31/2009

INITIAL INDEMNITY PAYMENTS

Chart 4 Timeliness Distribution

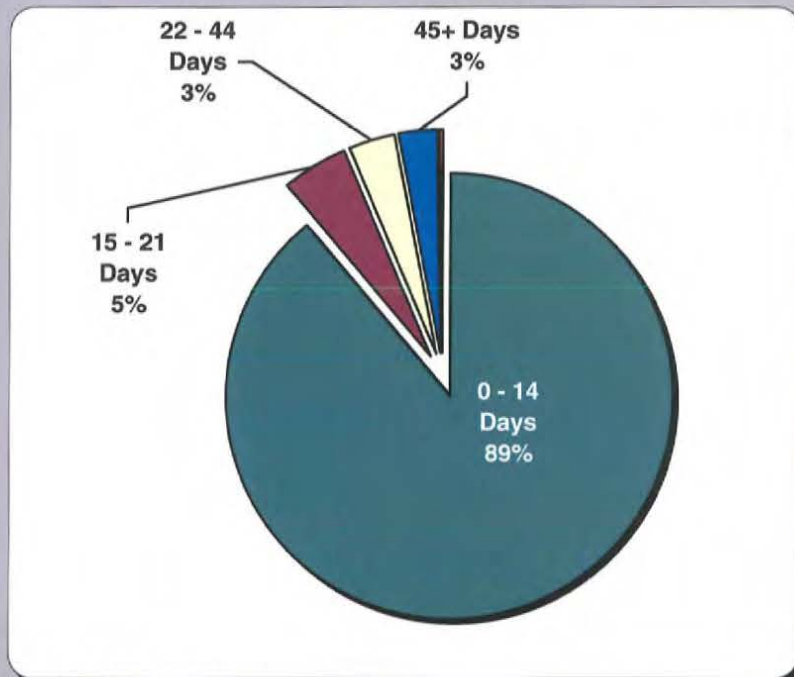


Table 2

Made Within:			
0 - 14	Days	844	89%
15 - 21	Days	44	5%
22 - 44	Days	33	3%
45+	Days	26	3%
?	Days	3	0%
Total		950	100%

Chart 5 Quarterly Compliance

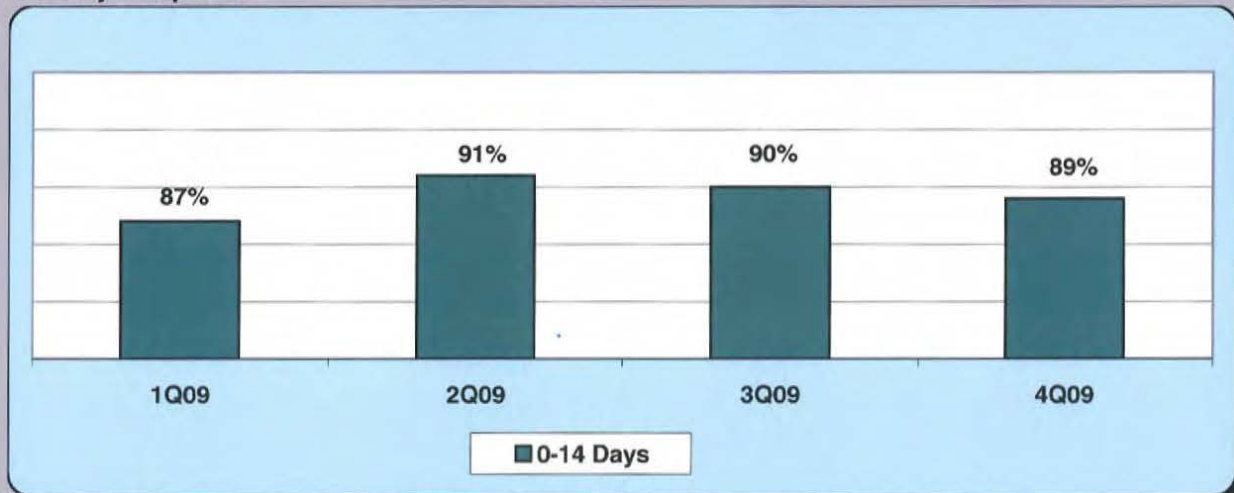
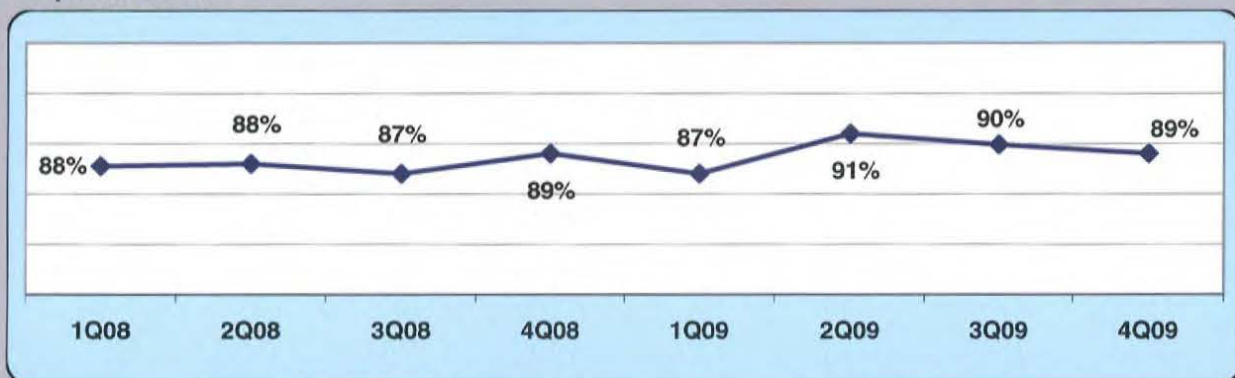


Chart 6 Compliance Trend



INITIAL MEMORANDUM OF PAYMENT FILINGS

Chart 7 Timeliness Distribution

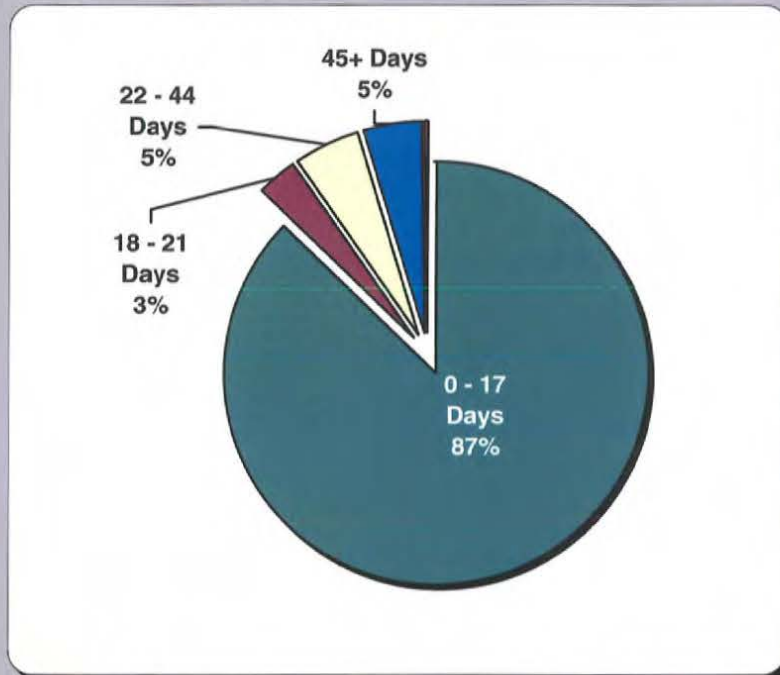


Table 3

Received Within:			
0 - 17	Days	828	87%
18 - 21	Days	29	3%
22 - 44	Days	47	5%
45+	Days	43	5%
?	Days	3	0%
Total		950	100%

Chart 8 Quarterly Compliance

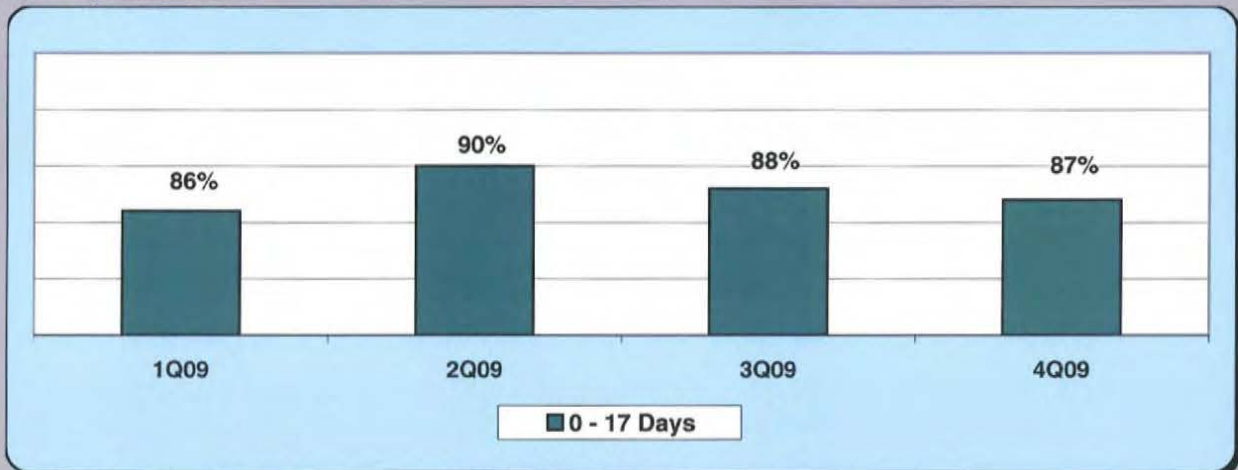
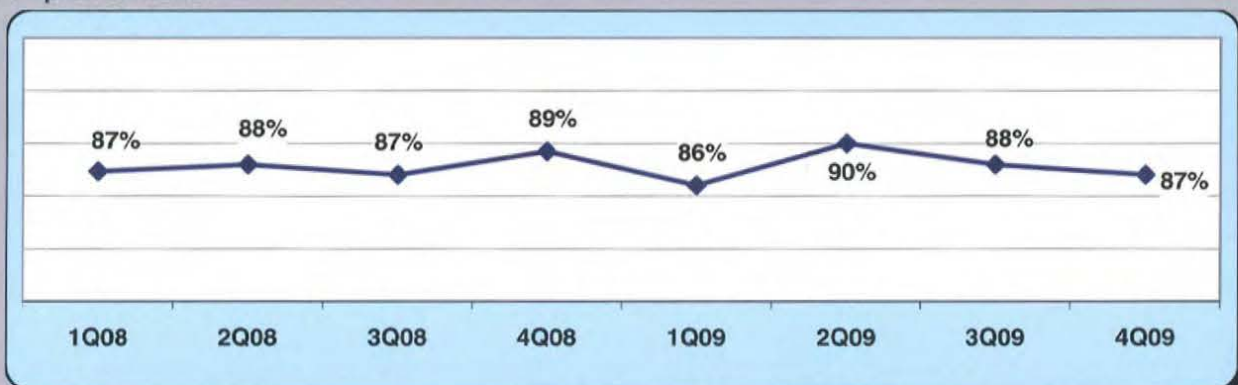


Chart 9 Compliance Trend



INITIAL INDEMNITY NOTICE OF CONTROVERSY FILINGS

Chart 10 Timeliness Distribution

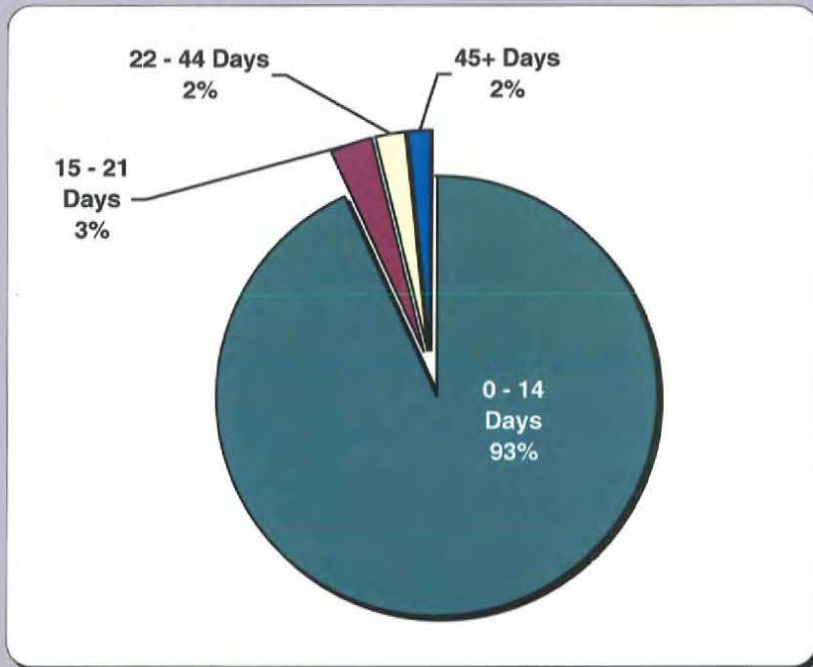


Table 4

Received Within:			
0 - 14	Days	531	93%
15 - 21	Days	17	3%
22 - 44	Days	13	2%
45+	Days	9	2%
?	Days	0	0%
Total		570	100%

Chart 11 Quarterly Compliance

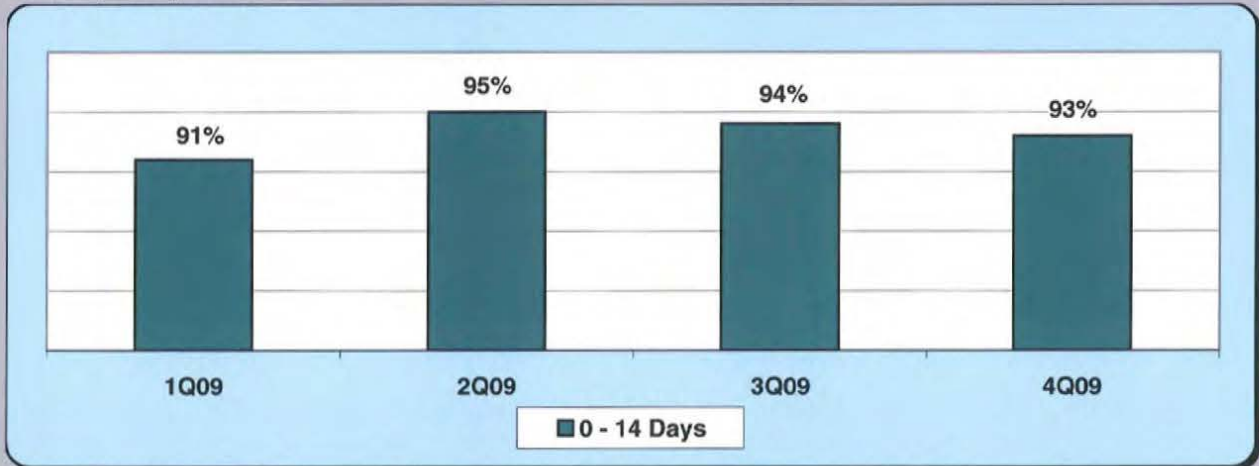
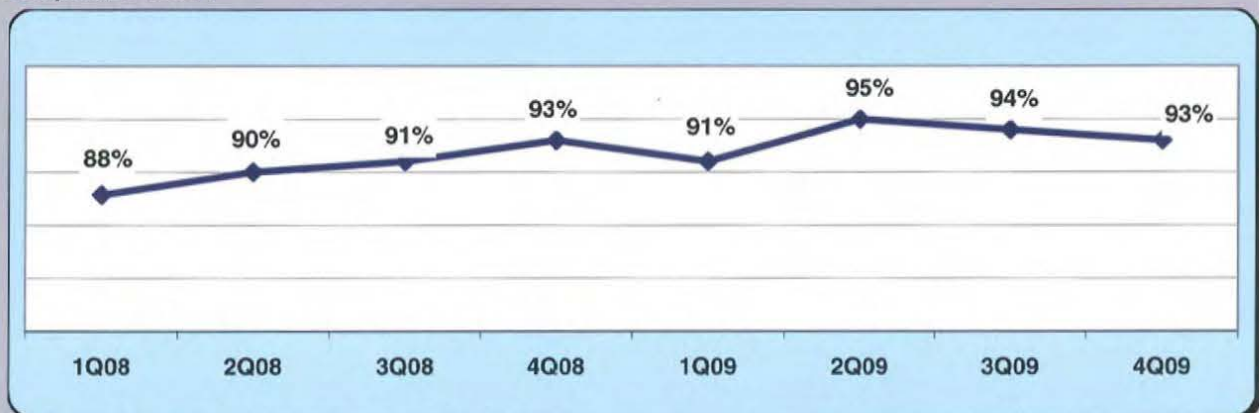
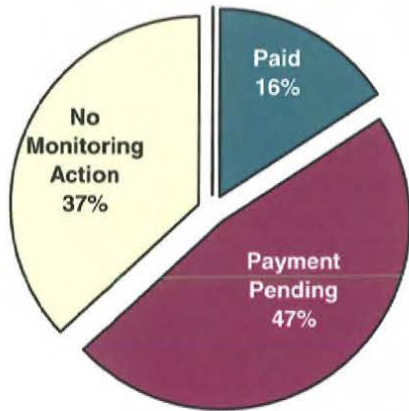


Chart 12 Compliance Trend



INITIAL INDEMNITY PAYMENTS > 44 DAYS

Chart 13 Penalty Distribution



Title 39-A M.R.S.A. Section 205(3) states \$50 per day must be added and paid to the worker for each day over 30 days in which the benefit is not paid. This process tracks compliance with this requirement.

Table 5

Penalty Distribution:			
Paid	3	16%	
Payment Pending	9	47%	
No Monitoring Action	7	37%	
Abuse Referral	0	0%	
Total	19	100%	

**\$ 1,800 issued to claimants in penalties.
\$13,500 in penalties awaiting resolution.**

LATE FILED COVERAGE NOTICES

No complaints were mailed this quarter due to Office of Information Technology issues beyond our control.

Appendix A

**Insurance Group Compliance
Lost Time FROI Filings and
Initial Indemnity Payments
Fourth Quarter 2009
10/1/2009 – 12/31/2009**

INSURANCE GROUP COMPLIANCE
Lost Time FROI Filings and Initial Indemnity Payments
Fourth Quarter 2009
10/1/2009 -12/31/2009

		Total Lost Time FROIs Filed	Lost Time FROIs Filed Timely	Compliance Percentage	Total Initial Indemnity Payments Made	Initial Indemnity Payments Made Timely	Compliance Percentage
ACADIA INSURANCE							
CA010	Group Total	71	65	92%	23	22	96%
ACE INSURANCE							
CA005	ACE PROPERTY & CASUALTY INSURANCE COMPANY	*	*	*	*	*	*
CA261	MOUNTAIN VALLEY INDEMNITY COMPANY	*	*	*	*	*	*
	Total	*	*	*	*	*	*
ACE TPA Administered Claims							
CA040	BROADSPIRE SERVICES, INC.	7	7	100%	No filings	No filings	No filings
CA060	CAMBRIDGE INTEGRATED SERVICES	*	*	*	*	*	*
CA070	CANNON COCHRAN MANAGEMENT SERVICES	7	7	100%	1	1	100%
CA110	CONSTITUTION STATE SERVICES CO.	7	7	100%	3	3	100%
CA160	ESIS, INC.	70	52	74%	25	22	88%
CA190	GALLAGHER BASSETT SERVICES, INC.	6	6	100%	No filings	No filings	No filings
CA204	HELMSMAN MANAGEMENT SERVICES	2	2	100%	No filings	No filings	No filings
CA212	MAC RISK MANAGEMENT	*	*	*	*	*	*
CA280	RISK ENTERPRISE MANAGEMENT	*	*	*	*	*	*
CA300	SEDGWICK CLAIMS MANAGEMENT	51	40	78%	17	14	82%
CA315	SPECIALTY RISK SERVICES	5	5	100%	No filings	No filings	No filings
	TPA Total	155	126	81%	46	40	87%
	ACE Group Total	155	126	81%	46	40	87%
AIG (Now CHARTIS INSURANCE)							
CA015	CHARTIS INSURANCE	35	28	80%	10	10	100%
CA258	NEW HAMPSHIRE INSURANCE COMPANY	*	*	*	*	*	*
	Total	35	28	80%	10	10	100%
CHARTIS TPA Administered Claims							
CA040	BROADSPIRE SERVICES, INC.	7	7	100%	No filings	No filings	No filings
CA199	CLAIMETRICS	1	1	100%	1	1	100%
CA100	CLAIMS MANAGEMENT, INC. (WAL-MART)	71	66	93%	18	16	89%
CA110	CONSTITUTION STATE SERVICES	No filings	No filings	No filings	No filings	No filings	No filings
CA160	ESIS, INC.	7	5	71%	2	2	100%
CA180	GAB ROBINS	3	3	100%	2	2	100%
CA190	GALLAGHER BASSETT SERVICES, INC.	6	3	50%	2	1	50%
CA204	HELMSMAN MANAGEMENT	3	3	100%	3	3	100%
CA300	SEDGWICK CLAIMS MANAGEMENT	10	9	90%	4	3	75%
CA315	SPECIALTY RISK SERVICES	12	11	92%	3	3	100%
	TPA Total	120	108	90%	35	31	89%
	CHARTIS Group Total	155	136	88%	45	41	91%
AMERICAN INTERSTATE							
CA018	Group Total	1	0	0%	1	1	100%
ARCH INSURANCE COMPANY							
28355	Total	*	*	*	*	*	*
ARCH TPA Administered Claims							
CA160	ESIS, INC.	*	*	*	*	*	*
CA190	GALLAGHER BASSETT SERVICES, INC.	*	*	*	*	*	*
CA300	SEDGWICK CLAIMS MANAGEMENT	3	3	100%	No filings	No filings	No filings
CA315	SPECIALTY RISK SERVICES	1	0	0%	No filings	No filings	No filings
CA340	YORK CLAIMS SERVICE	*	*	*	*	*	*
	TPA Total	4	3	75%	No filings	No filings	No filings
	ARCH Group Total	4	3	75%	No filings	No filings	No filings

*Indicates no claims activity this quarter

INSURANCE GROUP COMPLIANCE
Lost Time FROI Filings and Initial Indemnity Payments
Fourth Quarter 2009
10/1/2009 -12/31/2009

		Total Lost Time FROIs Filed	Lost Time FROIs Filed Timely	Compliance Percentage	Total Initial Indemnity Payments Made	Initial Indemnity Payments Made Timely	Compliance Percentage
ARGONAUT INSURANCE COMPANY							
CA020	ARGONAUT INSURANCE COMPANY	No filings	No filings	No filings	2	1	50%
CA026	ARGONAUT CLAIMS SERVICES, LTD.	*	*	*	*	*	*
	Total	No filings	No filings	No filings	2	1	50%
ARGONAUT TPA Administered Claims							
CA240	TRIDENT INSURANCE SERVICES (Formerly Massamont)	4	4	100%	4	4	100%
	TPA Total	4	4	100%	4	4	100%
	ARGONAUT Group Total	4	4	100%	6	5	83%
ARROW MUTUAL INSURANCE CO.							
CA032	Group Total	*	*	*	*	*	*
ARROWOOD INDEMNITY COMPANY							
CA031	ARROWOOD INDEMNITY COMPANY	*	*	*	*	*	*
CA290	ARROWPOINT CAPITAL CORP.	*	*	*	*	*	*
CA269	NOVAPRO RISK SOLUTIONS	*	*	*	*	*	*
	Group Total	*	*	*	*	*	*
BANGOR, CITY OF							
CA033	Group Total	3	3	100%	2	2	100%
BATH IRON WORKS							
CA036	Group Total	80	79	99%	10	10	100%
BERKLEY ADMIN. OF CONNECTICUT, INC.							
CA038	Group Total	*	*	*	*	*	*
BROADSPIRE SERVICES, INC.							
CA040	Group Total	28	26	93%	2	2	100%
CAMBRIDGE INTEGRATED SERVICES							
CA060	Group Total	5	1	20%	No filings	No filings	No filings
CANNON COCHRAN MANAGEMENT SERVICES							
CA070	Group Total	146	135	92%	35	27	77%
CHESTERFIELD SERVICES							
CA080	Group Total	*	*	*	*	*	*
CHUBB SERVICES							
CA046	CHUBB INDEMNITY	*	*	*	*	*	*
CA082	CHUBB SERVICES CORPORATION	*	*	*	*	*	*
CA090	FEDERAL INSURANCE CO.	3	0	0%	1	1	100%
CA286	PACIFIC INDEMNITY INSURANCE CO.	*	*	*	*	*	*
	Group Total	3	0	0%	1	1	100%
CHURCH MUTUAL INSURANCE COMPANY							
CA084	Group Total	1	1	100%	No filings	No filings	No filings

*Indicates no claims activity this quarter

INSURANCE GROUP COMPLIANCE
Lost Time FROI Filings and Initial Indemnity Payments
Fourth Quarter 2009
10/1/2009 -12/31/2009

		Total Lost Time FROIs Filed	Lost Time FROIs Filed Timely	Compliance Percentage	Total Initial Indemnity Payments Made	Initial Indemnity Payments Made Timely	Compliance Percentage
CA085	CIANBRO CORPORATION	FROIs Filed	Timely FROIs	Compliance	Payments Made	Timely Payments	Compliance
	Group Total	4	2	50%	No filings	No filings	No filings
CA199	CLAIMETRICS	FROIs Filed	Timely FROIs	Compliance	Payments Made	Timely Payments	Compliance
	Group Total	1	1	100%	1	1	100%
CA100	CLAIMS MANAGEMENT, INC. (WAL-MART)	FROIs Filed	Timely FROIs	Compliance	Payments Made	Timely Payments	Compliance
	Group Total	71	66	93%	18	16	89%
CA030	CNA INSURANCE	FROIs Filed	Timely FROIs	Compliance	Payments Made	Timely Payments	Compliance
CA050	AMERICAN CASUALTY CO. OF READING, PA	*	*	*	*	*	*
CA087	CONTINENTAL CASUALTY COMPANY	6	4	67%	6	6	100%
CA271	CONTINENTAL INSURANCE COMPANY	*	*	*	*	*	*
CA313	NATIONAL FIRE INSURANCE CO. OF HARTFORD, CT	*	*	*	*	*	*
CA314	TRANSCONTINENTAL INSURANCE CO.	*	*	*	*	*	*
CA329	TRANSPORTATION INSURANCE CO.	*	*	*	*	*	*
	VALLEY FORGE INSURANCE CO.	*	*	*	*	*	*
	Total	6	4	67%	6	6	100%
	CNA TPA Administered Claims						
CA120	CRAWFORD & CO.	*	*	*	*	*	*
CA180	GAB ROBINS	*	*	*	*	*	*
CA190	GALLAGHER BASSETT SERVICES, INC.	3	3	100%	No filings	No filings	No filings
CA315	SPECIALTY RISK SERVICES	*	*	*	*	*	*
	TPA Total	3	3	100%	No filings	No filings	No filings
	CNA Group Total	9	7	78%	6	6	100%
CA110	CONSTITUTION STATE SERVICE CO.	FROIs Filed	Timely FROIs	Compliance	Payments Made	Timely Payments	Compliance
	Group Total	11	9	82%	7	5	71%
CA117	COTTINGHAM & BUTLER CLAIMS SERVICES INC.	FROIs Filed	Timely FROIs	Compliance	Payments Made	Timely Payments	Compliance
	Group Total	*	*	*	*	*	*
CA120	CRAWFORD & COMPANY	FROIs Filed	Timely FROIs	Compliance	Payments Made	Timely Payments	Compliance
	Group Total	*	*	*	*	*	*
CA375	CRUM & FORSTER INSURANCE COMPANY	FROIs Filed	Timely FROIs	Compliance	Payments Made	Timely Payments	Compliance
	UNITED STATES FIRE INSURANCE COMPANY	*	*	*	*	*	*
	Group Total	*	*	*	*	*	*
CA160	ESIS, INC.	FROIs Filed	Timely FROIs	Compliance	Payments Made	Timely Payments	Compliance
	Group Total	78	58	74%	27	24	89%

*Indicates no claims activity this quarter

INSURANCE GROUP COMPLIANCE
Lost Time FROI Filings and Initial Indemnity Payments
Fourth Quarter 2009
10/1/2009 -12/31/2009

		Total Lost Time FROIs Filed	Lost Time FROIs Filed Timely	Compliance Percentage	Total Initial Indemnity Payments Made	Initial Indemnity Payments Made Timely	Compliance Percentage
CA165	F.A. RICHARD Group Total	1	1	100%	Payments Made No filings	Timely Payments No filings	Compliance No filings
CA170	FIREMANS FUND AMERICAN INSURANCE CO. Group Total	*	*	*	Payments Made *	Timely Payments *	Compliance *
CA175	FUTURE COMP	28	24	86%	Payments Made 9	Timely Payments 8	Compliance 89%
CA316	FUTURECOMP	26	23	88%	13	11	85%
	Group Total	54	47	87%	22	19	86%
CA180	GAB ROBINS Group Total	6	5	83%	Payments Made 3	Timely Payments 3	Compliance 100%
CA190	GALLAGHER BASSETT SERVICES, INC. Group Total	49	36	73%	Payments Made 23	Timely Payments 17	Compliance 74%
CA196	GREAT WEST CASUALTY CO. Group Total	*	*	*	Payments Made *	Timely Payments *	Compliance *
CA019	GUARD INSURANCE AMGUARD INSURANCE COMPANY	15	12	80%	Payments Made 2	Timely Payments 2	Compliance 100%
CA140	EASTGUARD INSURANCE COMPANY	9	8	89%	3	3	100%
CA205	INTERGUARD LTD.	*	*	*	*	*	*
CA272	NORGUARD INSURANCE COMPANY	11	6	55%	4	4	100%
	Group Total	35	26	74%	9	9	100%
CA201	HANNAFORD BROTHERS Group Total	89	79	89%	Payments Made 14	Timely Payments 14	Compliance 100%
CA048	HANOVER INSURANCE CITIZENS INSURANCE CO. OF AMERICA	4	3	75%	Payments Made 3	Timely Payments 3	Compliance 100%
CA202	HANOVER INSURANCE COMPANY	3	3	100%	No filings	No filings	No filings
CA228	MASSACHUSETTS BAY INS. CO.	7	7	100%	4	4	100%
	Group Total	14	13	93%	7	7	100%
CA197	HARLEYSVILLE WORCESTER INSURANCE CO. HARLEYSVILLE INSURANCE CO.	*	*	*	Payments Made *	Timely Payments *	Compliance *
CA198	HARLEYSVILLE MUTUAL INSURANCE COMPANY	1	0	0%	1	0	0%
	Group Total	1	0	0%	1	0	0%
CA203	HARTFORD INSURANCE HARTFORD FIRE INS. CO.	50	42	84%	Payments Made 17	Timely Payments 17	Compliance 100%
	Total	50	42	84%	17	17	100%
CA040	HARTFORD TPA Administered Claims BROADSPIRE SERVICES, INC.	1	0	0%	No filings	No filings	No filings
CA070	CANNON COCHRAN MANAGEMENT SERVICES	1	0	0%	No filings	No filings	No filings
CA165	F.A. RICHARD	1	1	100%	No filings	No filings	No filings
CA175	FUTURE COMP	*	*	*	*	*	*
CA190	GALLAGHER BASSETT SERVICES, INC.	1	1	100%	No filings	No filings	No filings
CA300	SEDGWICK CLAIMS MANAGEMENT	*	*	*	*	*	*
CA315	SPECIALTY RISK SERVICES	8	6	75%	5	4	80%
CA168	THE FRANK GATES SERVICE COMPANY	*	*	*	*	*	*
	TPA Total	12	8	67%	5	4	80%
	HARTFORD Group Total	62	50	81%	22	21	95%

*Indicates no claims activity this quarter

INSURANCE GROUP COMPLIANCE
Lost Time FROI Filings and Initial Indemnity Payments
Fourth Quarter 2009
10/1/2009 -12/31/2009

		Total Lost Time FROIs Filed	Lost Time FROIs Filed Timely	Compliance Percentage	Total Initial Indemnity Payments Made	Initial Indemnity Payments Made Timely	Compliance Percentage
	HELMSMAN MANAGEMENT SERVICES	FROIs Filed	Timely FROIs	Compliance	Payments Made	Timely Payments	Compliance
CA204	Group Total	6	5	83%	3	3	100%
	LIBERTY MUTUAL INSURANCE	FROIs Filed	Timely FROIs	Compliance	Payments Made	Timely Payments	Compliance
CA380	EMPLOYERS INSURANCE OF WAUSAU	21	18	86%	8	7	88%
CA210	LIBERTY MUTUAL INSURANCE COMPANY	100	72	72%	32	27	84%
	Group Total	121	90	74%	40	34	85%
	MAC RISK MANAGEMENT	FROIs Filed	Timely FROIs	Compliance	Payments Made	Timely Payments	Compliance
CA212	Group Total	*	*	*	*	*	*
	MACY'S CORPORATE SERVICES	FROIs Filed	Timely FROIs	Compliance	Payments Made	Timely Payments	Compliance
CA213	Group Total	*	*	*	*	*	*
	MAINE AUTOMOBILE DEALERS	FROIs Filed	Timely FROIs	Compliance	Payments Made	Timely Payments	Compliance
CA220	Group Total	33	32	97%	16	15	94%
	MAINE EMPLOYERS' MUTUAL INSURANCE CO.	FROIs Filed	Timely FROIs	Compliance	Payments Made	Timely Payments	Compliance
CA260	Group Total	910	765	84%	318	289	91%
	MAINE HEALTH CARE ASSOCIATION	FROIs Filed	Timely FROIs	Compliance	Payments Made	Timely Payments	Compliance
CA234	Group Total	53	49	92%	9	8	89%
	MAINE INSURANCE GUARANTY ASSOCIATION	FROIs Filed	Timely FROIs	Compliance	Payments Made	Timely Payments	Compliance
CA262	Group Total	*	*	*	*	*	*
	MAINE MOTOR TRANSPORT ASSOCIATION	FROIs Filed	Timely FROIs	Compliance	Payments Made	Timely Payments	Compliance
CA230	MMTA WORKERS' COMPENSATION TRUST	45	44	98%	15	14	93%
CA245	MAINE MOTOR TRANSPORT WC TRUST	*	*	*	*	*	*
	Group Total	45	44	98%	15	14	93%
	MAINE MUNICIPAL ASSOCIATION	FROIs Filed	Timely FROIs	Compliance	Payments Made	Timely Payments	Compliance
CA225	Group Total	201	183	91%	63	59	94%
	MAINE SCHOOL MANAGEMENT ASSOCIATION	FROIs Filed	Timely FROIs	Compliance	Payments Made	Timely Payments	Compliance
CA250	Group Total	77	63	82%	20	19	95%
	MASSAMONT (Now TRIDENT INSURANCE SERVICES)	FROIs Filed	Timely FROIs	Compliance	Payments Made	Timely Payments	Compliance
CA240	Group Total	4	4	100%	4	4	100%
	MEADOWBROOK	FROIs Filed	Timely FROIs	Compliance	Payments Made	Timely Payments	Compliance
CA255	Group Total	1	1	100%	2	1	50%
	MTSUI SUMITOMO INSURANCE CO. OF AMERICA	FROIs Filed	Timely FROIs	Compliance	Payments Made	Timely Payments	Compliance
CA264	MTSUI SUMITOMO INSURANCE CO. OF AMERICA	*	*	*	*	*	*
CA232	MTSUI SUMITOMO INSURANCE CO. OF AMERICA	*	*	*	*	*	*
CA233	MTSUI SUMITOMO INSURANCE USA, INC.	*	*	*	*	*	*
	Group Total	*	*	*	*	*	*

*Indicates no claims activity this quarter

INSURANCE GROUP COMPLIANCE
Lost Time FROI Filings and Initial Indemnity Payments
Fourth Quarter 2009
10/1/2009 -12/31/2009

		Total Lost Time FROIs Filed	Lost Time FROIs Filed Timely	Compliance Percentage	Total Initial Indemnity Payments Made	Initial Indemnity Payments Made Timely	Compliance Percentage
CA265	NGM INSURANCE Group Total	1	0	0%	Payments Made No filings	Timely Payments No filings	Compliance No filings
11509	OLD REPUBLIC INSURANCE COMPANY Total	*	*	*	Payments Made *	Timely Payments *	Compliance *
	OLD REPUBLIC TPA Administered Claims						
CA038	BERKLEY ADMIN OF CONNECTICUT, INC.	*	*	*	*	*	*
CA040	BROADSPIRE SERVICES, INC.	*	*	*	*	*	*
CA060	CAMBRIDGE INTEGRATED SERVICES	3	1	33%	No filings	No filings	No filings
CA160	ESIS, INC.	*	*	*	*	*	*
CA190	GALLAGHER BASSETT SERVICES, INC.	3	3	100%	2	2	100%
CA295	RYDER	No filings	No filings	No filings	1	1	100%
CA300	SEDGWICK CLAIMS MANAGEMENT	8	8	100%	4	3	75%
CA310	SPECIALTY RISK SERVICES	*	*	*	*	*	*
	TPA Total	14	12	86%	7	6	86%
	OLD REPUBLIC Group Total	14	12	86%	7	6	86%
CA270	ONEBEACON INSURANCE GROUP Total	*	*	*	Payments Made *	Timely Payments *	Compliance *
	ONEBEACON TPA Administered Claims						
CA190	GALLAGHER BASSETT SERVICES, INC.	2	1	50%	1	0	0%
	TPA Total	2	1	50%	1	0	0%
	ONEBEACON Group Total	2	1	50%	1	0	0%
CA274	PATRIOT INSURANCE COMPANY Group Total	7	4	57%	Payments Made 6	Timely Payments 6	Compliance 100%
	PEERLESS INSURANCE GROUP						
CA162	EXCELSIOR INSURANCE CO.	12	9	75%	1	1	100%
CA309	NETHERLANDS INSURANCE COMPANY	41	31	76%	14	12	86%
CA275	PEERLESS INSURANCE CO.	41	22	54%	21	14	67%
CA283	PEERLESS INDEMNITY CO.	8	6	75%	No filings	No filings	No filings
	Group Total	102	68	67%	36	27	75%
CA276	PRAETORIAN FINANCIAL GROUP Group Total	*	*	*	Payments Made *	Timely Payments *	Compliance *
CA277	PROTECTIVE INSURANCE COMPANY Group Total	*	*	*	Payments Made *	Timely Payments *	Compliance *
16152	PUBLIC SERVICE MUTUAL INSURANCE CO. Group Total	*	*	*	Payments Made *	Timely Payments *	Compliance *
CA280	RISK ENTERPRISE MANAGEMENT Group Total	15	5	33%	Payments Made 1	Timely Payments 1	Compliance 100%

*Indicates no claims activity this quarter

INSURANCE GROUP COMPLIANCE
Lost Time FROI Filings and Initial Indemnity Payments
Fourth Quarter 2009
10/1/2009 -12/31/2009

		Total Lost Time FROIs Filed	Lost Time FROIs Filed Timely	Compliance Percentage	Total Initial Indemnity Payments Made	Initial Indemnity Payments Made Timely	Compliance Percentage
CA285	ROMAN CATHOLIC DIOCESE	FROIs Filed	Timely FROIs	Compliance	Payments Made	Timely Payments	Compliance
	Group Total	1	1	100%	No filings	No filings	No filings
CA295	RYDER	FROIs Filed	Timely FROIs	Compliance	Payments Made	Timely Payments	Compliance
	Group Total	No filings	No filings		1	1	100%
16349	SAFETY NATIONAL COMPANY	FROIs Filed	Timely FROIs	Compliance	Payments Made	Timely Payments	Compliance
	Total	*	*	*	*	*	*
	SAFETY NATIONAL/ TPA Administered claims						
CA060	CAMBRIDGE INTEGRATED SERVICES	*	*	*	*	*	*
CA300	SEDGWICK CLAIMS MANAGEMENT	*	*	*	*	*	*
	TPA Total	*	*	*	*	*	*
	SAFETY NATIONAL Group Total	*	*	*	*	*	*
CA150	SEDGWICK CLAIMS MANAGEMENT	FROIs Filed	Timely FROIs	Compliance	Payments Made	Timely Payments	Compliance
CA266	ELECTRIC INSURANCE COMPANY	*	*	*	*	*	*
CA300	NEWPAGE CORPORATION	*	*	*	*	*	*
	SEDGWICK CLAIMS MANAGEMENT SERVICES, INC.	86	71	83%	30	24	80%
	Group Total	86	71	83%	30	24	80%
CA299	SELECTIVE INSURANCE GROUP	FROIs Filed	Timely FROIs	Compliance	Payments Made	Timely Payments	Compliance
CA318	SELECTIVE INSURANCE COMPANY OF AMERICA	*	*	*	*	*	*
	SELECTIVE INSURANCE GROUP, INC.	*	*	*	*	*	*
	Group Total	*	*	*	*	*	*
CA305	SENTRY INSURANCE	FROIs Filed	Timely FROIs	Compliance	Payments Made	Timely Payments	Compliance
	Group Total	5	4	80%	3	1	33%
CA310	SPECIALTY RISK SERVICES	FROIs Filed	Timely FROIs	Compliance	Payments Made	Timely Payments	Compliance
CA315	SPECIALTY RISK SERVICES	No filings	No filings	No filings	No filings	No filings	No filings
	SRS, INC	37	33	89%	15	13	87%
	Group Total	37	33	89%	15	13	87%
CA307	STATE OF MAINE WORKERS' COMPENSATION DIV.	FROIs Filed	Timely FROIs	Compliance	Payments Made	Timely Payments	Compliance
	Group Total	143	132	92%	37	37	100%
CA320	SYNERNET	FROIs Filed	Timely FROIs	Compliance	Payments Made	Timely Payments	Compliance
	Group Total	123	117	95%	25	25	100%
CA317	T.H.E. INSURANCE	FROIs Filed	Timely FROIs	Compliance	Payments Made	Timely Payments	Compliance
	Total	*	*	*	*	*	*
	T.H.E. INSURANCE TPA Administered claims						
CA120	CRAWFORD & CO.	*	*	*	*	*	*
	TPA Total	*	*	*	*	*	*
	T.H.E. INSURANCE Group Total	*	*	*	*	*	*
CA168	THE FRANK GATES SERVICE COMPANY	FROIs Filed	Timely FROIs	Compliance	Payments Made	Timely Payments	Compliance
	Group Total	1	1	100%	1	0	0%
CA311	TOKIO MARINE	FROIs Filed	Timely FROIs	Compliance	Payments Made	Timely Payments	Compliance
	Group Total	1	0	0%	2	1	50%
CA355	TOWER GROUP, INC.	FROIs Filed	Timely FROIs	Compliance	Payments Made	Timely Payments	Compliance
CA356	TOWER GROUP, INC	*	*	*	*	*	*
CA357	TOWER INSURANCE COMPANY OF NY	2	1	50%	1	1	100%
	TOWER NATIONAL INSURANCE COMPANY	*	*	*	*	*	*
	Group Total	2	1	50%	1	1	100%

*Indicates no claims activity this quarter

INSURANCE GROUP COMPLIANCE
Lost Time FROI Filings and Initial Indemnity Payments
Fourth Quarter 2009
10/1/2009 -12/31/2009

		Total Lost Time FROIs Filed	Lost Time FROIs Filed Timely	Compliance Percentage	Total Initial Indemnity Payments Made	Initial Indemnity Payments Made Timely	Compliance Percentage
	TRAVELERS INSURANCE GROUP	FROIs Filed	Timely FROIs	Compliance	Payments Made	Timely Payments	Compliance
CA072	CHARTER OAK FIRE INS. CO.	27	20	74%	10	9	90%
CA133	DISCOVER PROPERTY AND CASUALTY INSURANCE CO	*	*	*	*	*	*
CA164	FARMINGTON CASUALTY COMPANY	*	*	*	*	*	*
10227	FIDELITY & GUARANTY INSURANCE CO.	No filings	No filings	No filings	No filings	No filings	No filings
CA284	PHOENIX INSURANCE	4	3	75%	2	2	100%
CA303	ST PAUL FIRE & MARINE INSURANCE COMPANY	*	*	*	*	*	*
CA302	ST PAUL GUARDIAN INSURANCE COMPANY	*	*	*	*	*	*
CA301	ST PAUL MERCURY INSURANCE COMPANY	*	*	*	*	*	*
CA306	STANDARD FIRE INS. CO.	5	3	60%	3	1	33%
CA347	TRAVELERS CASUALTY & SURETY COMPANY	*	*	*	*	*	*
CA348	TRAVELERS CASUALTY INSURANCE CO. OF AMERICA	3	1	33%	2	1	50%
CA349	TRAVELERS COMMERCIAL CASUALTY COMPANY	*	*	*	*	*	*
CA343	TRAVELERS INDEMNITY COMPANY	1	1	100%	No filings	No filings	No filings
CA346	TRAVELERS INDEMNITY COMPANY OF AMERICA	*	*	*	*	*	*
CA344	TRAVELERS INDEMNITY OF RHODE ISLAND	*	*	*	*	*	*
CA345	TRAVELERS PROPERTY CASUALTY COMPANY	*	*	*	*	*	*
CA325	UNITED STATES FIDELITY & GUARANTY INSURANCE C	*	*	*	*	*	*
	Total	40	28	70%	17	13	76%
	TRAVELERS TPA Administered Claims						
CA040	BROADSPIRE SERVICES, INC.	10	9	90%	1	1	100%
CA060	CAMBRIDGE INTEGRATED SERVICES	1	0	0%	No filings	No filings	No filings
CA190	GALLAGHER BASSETT SERVICES, INC.	8	7	88%	1	1	100%
CA204	HELMSMAN MANAGEMENT SERVICES	*	*	*	*	*	*
CA240	MASSAMONT INSURANCE AGENCY	*	*	*	*	*	*
CA300	SEDGWICK CLAIMS MANAGEMENT	*	*	*	*	*	*
CA315	SPECIALTY RISK SERVICES	4	4	100%	No filings	No filings	No filings
CA168	THE FRANK GATES SERVICE COMPANY	1	1	100%	1	0	0%
	TPA Total	24	21	88%	3	2	67%
	TRAVELERS Group Total	64	49	77%	20	15	75%
	UNDERWRITERS SAFETY & CLAIMS	FROIs Filed	Timely FROIs	Compliance	Payments Made	Timely Payments	Compliance
CA360	Group Total	*	*	*	*	*	*
	UTICA MUTUAL INSURANCE CO.	FROIs Filed	Timely FROIs	Compliance	Payments Made	Timely Payments	Compliance
CA324	Group Total	*	*	*	*	*	*
	VANLINER INSURANCE CO.	FROIs Filed	Timely FROIs	Compliance	Payments Made	Timely Payments	Compliance
CA379	Group Total	6	6	100%	2	2	100%
	VIRGINIA SURETY	FROIs Filed	Timely FROIs	Compliance	Payments Made	Timely Payments	Compliance
CA115	Group Total	*	*	*	*	*	*
	WILLIS OF NORTHERN NEW ENGLAND, INC.	FROIs Filed	Timely FROIs	Compliance	Payments Made	Timely Payments	Compliance
CA001	HRH CLAIMS MANAGEMENT	No filings	No filings	No filings	3	1	33%
CA382	WILLIS OF NORTHERN NEW ENGLAND, INC.	188	179	95%	35	30	86%
	Group Total	188	179	95%	38	31	82%
	XL SPECIALTY INSURANCE COMPANY	FROIs Filed	Timely FROIs	Compliance	Payments Made	Timely Payments	Compliance
CA384	Total	*	*	*	*	*	*
	XL TPA Administered Claims						
CA180	GAB ROBINS	*	*	*	*	*	*
CA190	GALLAGHER BASSETT SERVICES, INC.	*	*	*	*	*	*
	TPA Total	*	*	*	*	*	*
	XL Group Total	*	*	*	*	*	*

*Indicates no claims activity this quarter

INSURANCE GROUP COMPLIANCE
Lost Time FROI Filings and Initial Indemnity Payments
Fourth Quarter 2009
10/1/2009 -12/31/2009

		Total Lost Time FROIs Filed	Lost Time FROIs Filed Timely	Compliance Percentage	Total Initial Indemnity Payments Made	Initial Indemnity Payments Made Timely	Compliance Percentage
	ZURICH INSURANCE GROUP	FROIs Filed	Timely FROIs	Compliance	Payments Made	Timely Payments	Compliance
CA021	AMERICAN GUARANTY & LIABILITY INS. CO.	*	*	*	*	*	*
CA022	AMERICAN ZURICH INSURANCE CO.	No filings	No filings	No filings	1	0	0%
CA023	ASSURANCE COMPANY OF AMERICA	*	*	*	*	*	*
CA216	MAINE BONDING & CASUALTY CO.	*	*	*	*	*	*
CA227	MARYLAND CASUALTY CO.	*	*	*	*	*	*
CA259	NORTHERN INSURANCE CO. OF NY	*	*	*	*	*	*
CA378	UNIVERSAL UNDERWRITERS INSURANCE	*	*	*	*	*	*
CA400	ZURICH AMERICAN INSURANCE CO.	14	10	71%	3	1	33%
	Total	14	10	71%	4	1	25%
	ZURICH TPA Administered Claims						
CA040	BROADSPIRE SERVICES, INC.	1	1	100%	No filings	No filings	No filings
CA070	CANNON COCHRAN MANAGEMENT SERVICES	*	*	*	*	*	*
CA080	CHESTERFIELD SERVICES	*	*	*	*	*	*
CA160	ESIS, INC.	*	*	*	*	*	*
CA180	GAB ROBINS	1	1	100%	No filings	No filings	No filings
CA190	GALLAGHER BASSETT SERVICES, INC.	15	8	53%	12	8	67%
CA300	SEDGWICK CLAIMS MANAGEMENT	9	8	89%	2	2	100%
CA315	SPECIALTY RISK SERVICES	1	1	100%	1	0	0%
	TPA Total	27	19	70%	15	10	67%
	ZURICH Group Total	41	29	71%	19	11	58%

*Indicates no claims activity this quarter

Appendix B

Insurance Group Compliance Initial MOP and Initial Indemnity NOC Filings Fourth Quarter 2009 10/1/2009 – 12/31/2009

INSURANCE GROUP COMPLIANCE
Initial MOP and Initial Indemnity NOC Filings
Fourth Quarter 2009
10/1/2009 -12/31/2009

NCCI	INSURANCE GROUP	Total Number of Initial MOPs Filed	Number of Initial MOPs Filed Timely	Compliance Percentage	Total Initial Indemnity NOCs Filed	Number of Initial Indemnity NOCs Filed Timely	Compliance Percentage
CA010	ACADIA INSURANCE	MOPs Filed	Timely MOPs	Compliance	NOCs filed	Timely NOCs	Compliance
	Group Total	23	22	96%	11	11	100%
	ACE INSURANCE	MOPs Filed	Timely MOPs	Compliance	NOCs filed	Timely NOCs	Compliance
CA005	ACE PROPERTY & CASUALTY INSURANCE COMPANY	*	*	*	*	*	*
CA261	MOUNTAIN VALLEY INDEMNITY COMPANY	*	*	*	*	*	*
	Total	*	*	*	*	*	*
	ACE TPA Administered Claims						
CA040	BROADSPIRE SERVICES, INC.	No filings	No filings	No filings	2	2	100%
CA060	CAMBRIDGE INTEGRATED SERVICES	*	*	*	*	*	*
CA070	CANNON COCHRAN MANAGEMENT SERVICES	1	1	100%	1	1	100%
CA110	CONSTITUTION STATE SERVICES CO.	3	3	100%	2	2	100%
CA160	ESIS, INC.	25	22	88%	10	10	100%
CA190	GALLAGHER BASSETT SERVICES, INC.	No filings	No filings	No filings	1	1	100%
CA204	HELMSMAN MANAGEMENT SERVICES	No filings	No filings	No filings	No filings	No filings	No filings
CA212	MAC RISK MANAGEMENT	*	*	*	*	*	*
CA280	RISK ENTERPRISE MANAGEMENT	*	*	*	*	*	*
CA300	SEDGWICK CLAIMS MANAGEMENT	17	12	71%	2	2	100%
CA315	SPECIALTY RISK SERVICES	No filings	No filings	No filings	1	1	100%
	TPA Total	46	38	83%	19	19	100%
	ACE Group Total	46	38	83%	19	19	100%
	AIG (Now CHARTIS INSURANCE)	MOPs Filed	Timely MOPs	Compliance	NOCs filed	Timely NOCs	Compliance
CA015	CHARTIS INSURANCE	10	10	100%	5	5	100%
CA258	NEW HAMPSHIRE INSURANCE COMPANY	*	*	*	*	*	*
	Total	10	10	100%	5	5	100%
	CHARTIS TPA Administered Claims						
CA040	BROADSPIRE SERVICES, INC.	No filings	No filings	No filings	2	2	100%
CA199	CLAIMETRICS	1	0	0%	No filings	No filings	No filings
CA100	CLAIMS MANAGEMENT, INC. (WAL-MART)	18	17	94%	8	8	100%
CA110	CONSTITUTION STATE SERVICES	No filings	No filings	No filings	No filings	No filings	No filings
CA160	ESIS, INC.	2	2	100%	1	1	100%
CA180	GAB ROBINS	2	2	100%	1	1	100%
CA190	GALLAGHER BASSETT SERVICES, INC.	2	1	50%	2	2	100%
CA204	HELMSMAN MANAGEMENT SERVICES	3	3	100%	1	0	0%
CA300	SEDGWICK CLAIMS MANAGEMENT	4	3	75%	2	2	100%
CA315	SPECIALTY RISK SERVICES	3	3	100%	1	0	0%
	TPA Total	35	31	89%	18	16	89%
	CHARTIS Group Total	45	41	91%	23	21	91%
CA018	AMERICAN INTERSTATE	MOPs Filed	Timely MOPs	Compliance	NOCs filed	Timely NOCs	Compliance
	Group Total	1	1	100%	No filings	No filings	No filings
28355	ARCH INSURANCE COMPANY	MOPs Filed	Timely MOPs	Compliance	NOCs filed	Timely NOCs	Compliance
	Total	*	*	*	*	*	*
	ARCH TPA Administered Claims						
CA160	ESIS, INC.	*	*	*	*	*	*
CA190	GALLAGHER BASSETT SERVICES, INC.	*	*	*	*	*	*
CA300	SEDGWICK CLAIMS MANAGEMENT	No filings	No filings	No filings	1	1	100%
CA315	SPECIALTY RISK SERVICES	No filings	No filings	No filings	No filings	No filings	No filings
CA340	YORK CLAIMS SERVICE	*	*	*	*	*	*
	TPA Total	No filings	No filings	No filings	1	1	100%
	ARCH Group Total	No filings	No filings	No filings	1	1	100%

*Indicates no claims activity this quarter

INSURANCE GROUP COMPLIANCE
Initial MOP and Initial Indemnity NOC Filings
Fourth Quarter 2009
10/1/2009 -12/31/2009

NCCI	INSURANCE GROUP	Total Number of Initial MOPs Filed	Number of Initial MOPs Filed Timely	Compliance Percentage	Total Initial Indemnity NOCs Filed	Number of Initial Indemnity NOCs Filed Timely	Compliance Percentage
	ARGONAUT INSURANCE COMPANY	MOPs Filed	Timely MOPs	Compliance	NOCs filed	Timely NOCs	Compliance
CA020	ARGONAUT INSURANCE COMPANY	2	0	0%	No filings	No filings	No filings
CA026	ARGONAUT CLAIMS SERVICES, LTD.	*	*	*	*	*	*
	Total	2	0	0%	No filings	No filings	No filings
	ARGONAUT TPA Administered Claims						
CA240	TRIDENT INSURANCE SERVICES (Formerly Massamont)	4	4	100%	No filings	No filings	No filings
	TPA Total	4	4	100%	No filings	No filings	No filings
	ARGONAUT Group Total	6	4	67%	No filings	No filings	No filings
	ARROW MUTUAL INSURANCE CO.	MOPs Filed	Timely MOPs	Compliance	NOCs filed	Timely NOCs	Compliance
CA032	Group Total	*	*	*	*	*	*
	ARROWOOD INDEMNITY COMPANY	MOPs Filed	Timely MOPs	Compliance	NOCs filed	Timely NOCs	Compliance
CA031	ARROWOOD INDEMNITY COMPANY	*	*	*	*	*	*
CA290	ARROWPOINT CAPITAL CORP.	*	*	*	*	*	*
CA269	NOVAPRO RISK SOLUTIONS	*	*	*	*	*	*
	Group Total	*	*	*	*	*	*
	BANGOR, CITY OF	MOPs Filed	Timely MOPs	Compliance	NOCs filed	Timely NOCs	Compliance
CA033	Group Total	2	2	100%	1	1	100%
	BATH IRON WORKS	MOPs Filed	Timely MOPs	Compliance	NOCs filed	Timely NOCs	Compliance
CA036	Group Total	10	10	100%	7	7	100%
	BERKLEY ADMIN. OF CONNECTICUT, INC.	MOPs Filed	Timely MOPs	Compliance	NOCs filed	Timely NOCs	Compliance
CA038	Group Total	*	*	*	*	*	*
	BROADSPIRE SERVICES, INC.	MOPs Filed	Timely MOPs	Compliance	NOCs filed	Timely NOCs	Compliance
CA040	Group Total	2	2	100%	8	8	100%
	CAMBRIDGE INTEGRATED SERVICES	MOPs Filed	Timely MOPs	Compliance	NOCs filed	Timely NOCs	Compliance
CA060	Group Total	No filings	No filings	No filings	No filings	No filings	No filings
	CANNON COCHRAN MANAGEMENT SERVICES	MOPs Filed	Timely MOPs	Compliance	NOCs filed	Timely NOCs	Compliance
CA070	Group Total	35	29	83%	33	33	100%
	CHESTERFIELD SERVICES	MOPs Filed	Timely MOPs	Compliance	NOCs filed	Timely NOCs	Compliance
CA080	Group Total	*	*	*	*	*	*
	CHUBB SERVICES	MOPs Filed	Timely MOPs	Compliance	NOCs filed	Timely NOCs	Compliance
CA046	CHUBB INDEMNITY	*	*	*	*	*	*
CA082	CHUBB SERVICES CORPORATION	*	*	*	*	*	*
CA090	FEDERAL INSURANCE CO.	1	0	0%	No filings	No filings	No filings
CA286	PACIFIC INDEMNITY INSURANCE CO.	*	*	*	*	*	*
	Group Total	1	0	0%	No filings	No filings	No filings
	CHURCH MUTUAL INSURANCE COMPANY	MOPs Filed	Timely MOPs	Compliance	NOCs filed	Timely NOCs	Compliance
CA084	Group Total	No filings	No filings	No filings	No filings	No filings	No filings

*Indicates no claims activity this quarter

INSURANCE GROUP COMPLIANCE
Initial MOP and Initial Indemnity NOC Filings
Fourth Quarter 2009
10/1/2009 -12/31/2009

NCCI	INSURANCE GROUP	Total Number of Initial MOPs Filed	Number of Initial MOPs Filed Timely	Compliance Percentage	Total Initial Indemnity NOCs Filed	Number of Initial Indemnity NOCs Filed Timely	Compliance Percentage
CA085	CIANBRO CORPORATION	MOPs Filed	Timely MOPs	Compliance	NOCs filed	Timely NOCs	Compliance
	Group Total	No filings	No filings	No filings	3	3	100%
CA199	CLAIMETRICS	MOPs Filed	Timely MOPs	Compliance	NOCs filed	Timely NOCs	Compliance
	Group Total	1	0	0%	No filings	No filings	No filings
CA100	CLAIMS MANAGEMENT, INC. (WAL-MART)	MOPs Filed	Timely MOPs	Compliance	NOCs filed	Timely NOCs	Compliance
	Group Total	18	17	94%	8	8	100%
CA030	CNA INSURANCE	MOPs Filed	Timely MOPs	Compliance	NOCs filed	Timely NOCs	Compliance
CA050	AMERICAN CASUALTY CO. OF READING, PA.	*	*	*	*	*	*
CA087	CONTINENTAL CASUALTY COMPANY	6	4	67%	No filings	No filings	No filings
CA271	CONTINENTAL INSURANCE COMPANY	*	*	*	*	*	*
CA313	NATIONAL FIRE INSURANCE CO. OF HARTFORD, CT	*	*	*	*	*	*
CA314	TRANSCONTINENTAL INSURANCE CO.	*	*	*	*	*	*
CA329	TRANSPORTATION INSURANCE CO.	*	*	*	*	*	*
	VALLEY FORGE INSURANCE CO.	*	*	*	*	*	*
	Total	6	4	67%	No filings	No filings	No filings
	CNA TPA Administered Claims						
CA120	CRAWFORD & CO.	*	*	*	*	*	*
CA180	GAB ROBINS	*	*	*	*	*	*
CA190	GALLAGHER BASSETT SERVICES, INC.	No filings	No filings	No filings	1	1	100%
CA315	SPECIALTY RISK SERVICES	*	*	*	*	*	*
	TPA Total	No filings	No filings	No filings	1	1	100%
	CNA Group Total	6	4	67%	1	1	100%
CA110	CONSTITUTION STATE SERVICE CO.	MOPs Filed	Timely MOPs	Compliance	NOCs filed	Timely NOCs	Compliance
	Group Total	7	6	86%	2	2	100%
CA117	COTTINGHAM & BUTLER CLAIMS SERVICES INC.	MOPs Filed	Timely MOPs	Compliance	NOCs filed	Timely NOCs	Compliance
	Group Total	*	*	*	*	*	*
CA120	CRAWFORD & COMPANY	MOPs Filed	Timely MOPs	Compliance	NOCs filed	Timely NOCs	Compliance
	Group Total	*	*	*	*	*	*
CA375	CRUM & FORSTER INSURANCE COMPANY	MOPs Filed	Timely MOPs	Compliance	NOCs filed	Timely NOCs	Compliance
	UNITED STATES FIRE INSURANCE COMPANY	*	*	*	*	*	*
	Group Total	*	*	*	*	*	*
CA160	ESIS, INC.	MOPs Filed	Timely MOPs	Compliance	NOCs filed	Timely NOCs	Compliance
	Group Total	27	24	89%	11	11	100%

*Indicates no claims activity this quarter

INSURANCE GROUP COMPLIANCE
Initial MOP and Initial Indemnity NOC Filings
Fourth Quarter 2009
10/1/2009 -12/31/2009

NCCI	INSURANCE GROUP	Total Number of Initial MOPs Filed	Number of Initial MOPs Filed Timely	Compliance Percentage	Total Initial Indemnity NOCs Filed	Number of Initial Indemnity NOCs Filed Timely	Compliance Percentage
CA165	F.A. RICHARD Group Total	MOPs Filed No filings	Timely MOPs No filings	Compliance No filings	NOCs filed 1	Timely NOCs 1	Compliance 100%
CA170	FIREMANS FUND AMERICAN INSURANCE CO. Group Total	MOPs Filed *	Timely MOPs *	Compliance *	NOCs filed *	Timely NOCs *	Compliance *
CA175	FUTURE COMP	MOPs Filed 9	Timely MOPs 8	Compliance 89%	NOCs filed 6	Timely NOCs 5	Compliance 83%
CA316	FUTURE COMP	13	12	92%	5	4	80%
	Group Total	22	20	91%	11	9	82%
CA180	GAB ROBINS Group Total	MOPs Filed 3	Timely MOPs 2	Compliance 67%	NOCs filed 2	Timely NOCs 1	Compliance 50%
CA190	GALLAGHER BASSETT SERVICES, INC. Group Total	MOPs Filed 23	Timely MOPs 16	Compliance 70%	NOCs filed 10	Timely NOCs 10	Compliance 100%
CA196	GREAT WEST CASUALTY CO. Group Total	MOPs Filed *	Timely MOPs *	Compliance *	NOCs filed *	Timely NOCs *	Compliance *
CA019	GUARD INSURANCE AMGUARD INSURANCE COMPANY	MOPs Filed 2	Timely MOPs 2	Compliance 100%	NOCs filed 1	Timely NOCs 1	Compliance 100%
CA140	EASTGUARD INSURANCE COMPANY	3	2	67%	2	2	100%
CA205	INTERGUARD LTD.	*	*	*	*	*	*
CA272	NORGUARD INSURANCE COMPANY	4	4	100%	2	1	50%
	Group Total	9	8	89%	5	4	80%
CA201	HANNAFORD BROTHERS Group Total	MOPs Filed 14	Timely MOPs 13	Compliance 93%	NOCs filed 11	Timely NOCs 10	Compliance 91%
CA048	HANOVER INSURANCE CITIZENS INSURANCE CO. OF AMERICA	MOPs Filed 3	Timely MOPs 3	Compliance 100%	NOCs filed 1	Timely NOCs 1	Compliance 100%
CA202	HANOVER INSURANCE COMPANY	No filings	No filings	No filings	1	1	100%
CA228	MASSACHUSETTS BAY INS. CO.	4	4	100%	1	1	100%
	Group Total	7	7	100%	3	3	100%
CA197	HARLEYSVILLE WORCESTER INSURANCE CO. HARLEYSVILLE INSURANCE CO.	MOPs Filed *	Timely MOPs *	Compliance *	NOCs filed *	Timely NOCs *	Compliance *
CA198	HARLEYSVILLE MUTUAL INSURANCE COMPANY	1	0	0%	No filings	No filings	No filings
	Group Total	1	0	0%	No filings	No filings	No filings
CA203	HARTFORD INSURANCE HARTFORD FIRE INS. CO.	MOPs Filed 17	Timely MOPs 17	Compliance 100%	NOCs filed 7	Timely NOCs 6	Compliance 86%
	Total	17	17	100%	7	6	86%
CA040	HARTFORD TPA Administered Claims BROADSPIRE SERVICES, INC.	No filings	No filings	No filings	No filings	No filings	No filings
CA070	CANNON COCHRAN MANAGEMENT SERVICES	No filings	No filings	No filings	No filings	No filings	No filings
CA165	F.A. RICHARD	No filings	No filings	No filings	1	1	100%
CA175	FUTURE COMP	*	*	*	*	*	*
CA190	GALLAGHER BASSETT SERVICES, INC.	No filings	No filings	No filings	No filings	No filings	No filings
CA300	SEDGWICK CLAIMS MANAGEMENT	*	*	*	*	*	*
CA315	SPECIALTY RISK SERVICES	5	4	80%	No filings	No filings	No filings
CA168	THE FRANK GATES SERVICE COMPANY	*	*	*	*	*	*
	TPA Total	5	4	80%	1	1	100%
	HARTFORD Group Total	22	21	95%	8	7	88%

*Indicates no claims activity this quarter

INSURANCE GROUP COMPLIANCE
Initial MOP and Initial Indemnity NOC Filings
Fourth Quarter 2009
10/1/2009 -12/31/2009

NCCI	INSURANCE GROUP	Total Number of Initial MOPs Filed	Number of Initial MOPs Filed Timely	Compliance Percentage	Total Initial Indemnity NOCs Filed	Number of Initial Indemnity NOCs Filed Timely	Compliance Percentage
CA204	HELMSMAN MANAGEMENT SERVICES	MOPs Filed	Timely MOPs	Compliance	NOCs filed	Timely NOCs	Compliance
	Group Total	3	3	100%	2	1	50%
CA380	LIBERTY MUTUAL INSURANCE	MOPs Filed	Timely MOPs	Compliance	NOCs filed	Timely NOCs	Compliance
CA210	EMPLOYERS INSURANCE OF WAUSAU	8	7	88%	6	5	83%
	LIBERTY MUTUAL INSURANCE COMPANY	32	28	88%	29	27	93%
	Group Total	40	35	88%	35	32	91%
CA212	MAC RISK MANAGEMENT	MOPs Filed	Timely MOPs	Compliance	NOCs filed	Timely NOCs	Compliance
	Group Total	*	*	*	*	*	*
CA213	MACY'S CORPORATE SERVICES	MOPs Filed	Timely MOPs	Compliance	NOCs filed	Timely NOCs	Compliance
	Group Total	*	*	*	*	*	*
CA220	MAINE AUTOMOBILE DEALERS	MOPs Filed	Timely MOPs	Compliance	NOCs filed	Timely NOCs	Compliance
	Group Total	16	16	100%	2	2	100%
CA260	MAINE EMPLOYERS' MUTUAL INSURANCE CO.	MOPs Filed	Timely MOPs	Compliance	NOCs filed	Timely NOCs	Compliance
	Group Total	318	283	89%	161	148	92%
CA234	MAINE HEALTH CARE ASSOCIATION	MOPs Filed	Timely MOPs	Compliance	NOCs filed	Timely NOCs	Compliance
	Group Total	9	8	89%	5	4	80%
CA262	MAINE INSURANCE GUARANTY ASSOCIATION	MOPs Filed	Timely MOPs	Compliance	NOCs filed	Timely NOCs	Compliance
	Group Total	*	*	*	*	*	*
CA230	MAINE MOTOR TRANSPORT ASSOCIATION	MOPs Filed	Timely MOPs	Compliance	NOCs filed	Timely NOCs	Compliance
CA245	MMTA WORKERS' COMPENSATION TRUST	15	13	87%	12	12	100%
	MAINE MOTOR TRANSPORT WC TRUST	*	*	*	*	*	*
	Group Total	15	13	87%	12	12	100%
CA225	MAINE MUNICIPAL ASSOCIATION	MOPs Filed	Timely MOPs	Compliance	NOCs filed	Timely NOCs	Compliance
	Group Total	63	58	92%	45	42	93%
CA250	MAINE SCHOOL MANAGEMENT ASSOCIATION	MOPs Filed	Timely MOPs	Compliance	NOCs filed	Timely NOCs	Compliance
	Group Total	20	20	100%	14	14	100%
CA240	MASSAMONT (Now TRIDENT INSURANCE SERVICES)	MOPs Filed	Timely MOPs	Compliance	NOCs filed	Timely NOCs	Compliance
	Group Total	4	4	100%	No filings	No filings	No filings
CA255	MEADOWBROOK	MOPs Filed	Timely MOPs	Compliance	NOCs filed	Timely NOCs	Compliance
	Group Total	2	1	50%	No filings	No filings	No filings
CA264	mitsui sumitomo insurance co. of america	MOPs Filed	Timely MOPs	Compliance	NOCs filed	Timely NOCs	Compliance
CA232	mitsui sumitomo insurance co. of america	*	*	*	*	*	*
CA233	mitsui sumitomo insurance usa, inc.	*	*	*	*	*	*
	Group Total	*	*	*	*	*	*

*Indicates no claims activity this quarter

INSURANCE GROUP COMPLIANCE
Initial MOP and Initial Indemnity NOC Filings
Fourth Quarter 2009
10/1/2009 -12/31/2009

NCCI	INSURANCE GROUP	Total Number of Initial MOPs Filed	Number of Initial MOPs Filed Timely	Compliance Percentage	Total Initial Indemnity NOCs Filed	Number of Initial Indemnity NOCs Filed Timely	Compliance Percentage
CA265	NGM INSURANCE Group Total	MOPs Filed No filings	Timely MOPs No filings	Compliance No filings	NOCs filed No filings	Timely NOCs No filings	Compliance No filings
11509	OLD REPUBLIC INSURANCE COMPANY Total	MOPs Filed *	Timely MOPs *	Compliance *	NOCs filed *	Timely NOCs *	Compliance *
	OLD REPUBLIC TPA Administered Claims						
CA038	BERKLEY ADMIN OF CONNECTICUT, INC.	*	*	*	*	*	*
CA040	BROADSPIRE SERVICES, INC.	*	*	*	*	*	*
CA060	CAMBRIDGE INTEGRATED SERVICES	No filings	No filings	No filings	No filings	No filings	No filings
CA160	ESIS, INC.	*	*	*	*	*	*
CA190	GALLAGHER BASSETT SERVICES, INC.	2	2	100%	No filings	No filings	No filings
CA295	RYDER	1	0	0%	No filings	No filings	No filings
CA300	SEDGWICK CLAIMS MANAGEMENT	4	3	75%	4	3	75%
CA310	SPECIALTY RISK SERVICES	*	*	*	*	*	*
	TPA Total	7	5	71%	4	3	75%
	OLD REPUBLIC Group Total	7	5	71%	4	3	75%
CA270	ONEBEACON INSURANCE GROUP Total	MOPs Filed *	Timely MOPs *	Compliance *	NOCs filed *	Timely NOCs *	Compliance *
	ONEBEACON TPA Administered Claims						
CA190	GALLAGHER BASSETT SERVICES, INC.	1	0	0%	1	1	100%
	TPA Total	1	0	0%	1	1	100%
	ONEBEACON Group Total	1	0	0%	1	1	100%
12300	ONEBEACON INSURANCE GROUP	MOPs Filed	Timely MOPs	Compliance	NOCs filed	Timely NOCs	Compliance
CA270	EMPLOYERS FIRE INSURANCE CO.	*	*	*	*	*	*
CA270	ONEBEACON INSURANCE COMPANY	*	*	*	*	*	*
	Group Total	*	*	*	*	*	*
CA274	PATRIOT INSURANCE COMPANY Group Total	MOPs Filed 6	Timely MOPs 6	Compliance 100%	NOCs filed No filings	Timely NOCs No filings	Compliance No filings
CA162	PEERLESS INSURANCE GROUP	MOPs Filed	Timely MOPs	Compliance	NOCs filed	Timely NOCs	Compliance
CA309	EXCELSIOR INSURANCE CO.	1	1	100%	1	1	100%
CA275	NETHERLANDS INSURANCE COMPANY.	14	13	93%	3	3	100%
CA283	PEERLESS INSURANCE CO.	21	12	57%	5	4	80%
	PEERLESS INDEMNITY CO.	No filings	No filings	No filings	3	3	100%
	Group Total	36	26	72%	12	11	92%
CA276	PRAETORIAN FINANCIAL GROUP Group Total	MOPs Filed *	Timely MOPs *	Compliance *	NOCs filed *	Timely NOCs *	Compliance *
CA277	PROTECTIVE INSURANCE COMPANY Group Total	MOPs Filed *	Timely MOPs *	Compliance *	NOCs filed *	Timely NOCs *	Compliance *
16152	PUBLIC SERVICE MUTUAL INSURANCE CO. Group Total	MOPs Filed *	Timely MOPs *	Compliance *	NOCs filed *	Timely NOCs *	Compliance *
CA280	RISK ENTERPRISE MANAGEMENT Group Total	MOPs Filed 1	Timely MOPs 1	Compliance 100%	NOCs filed 5	Timely NOCs 1	Compliance 20%

*Indicates no claims activity this quarter

INSURANCE GROUP COMPLIANCE
Initial MOP and Initial Indemnity NOC Filings
Fourth Quarter 2009
10/1/2009 -12/31/2009

NCCI	INSURANCE GROUP	Total Number of Initial MOPs Filed	Number of Initial MOPs Filed Timely	Compliance Percentage	Total Initial Indemnity NOCs Filed	Number of Initial Indemnity NOCs Filed Timely	Compliance Percentage
CA285	ROMAN CATHOLIC DIOCESE Group Total	MOPs Filed No filings	Timely MOPs No filings	Compliance No filings	NOCs filed No filings	Timely NOCs No filings	Compliance No filings
CA295	RYDER Group Total	MOPs Filed 1	Timely MOPs 0	Compliance 0%	NOCs filed No filings	Timely NOCs No filings	Compliance No filings
16349	SAFETY NATIONAL COMPANY Total	MOPs Filed *	Timely MOPs *	Compliance *	NOCs filed *	Timely NOCs *	Compliance *
CA060	SAFETY NATIONAL TPA Administered claims CAMBRIDGE INTEGRATED SERVICES TPA Total	* * *	* * *	* * *	* * *	* * *	* * *
	SAFETY NATIONAL Group Total	*	*	*	*	*	*
CA150	SEDGWICK CLAIMS MANAGEMENT ELECTRIC INSURANCE COMPANY	MOPs Filed .	Timely MOPs .	Compliance .	NOCs filed .	Timely NOCs .	Compliance .
CA266	NEWPAGE CORPORATION	*	*	*	*	*	*
CA300	SEDGWICK CLAIMS MANAGEMENT SERVICES, INC. Group Total	30 30	22 22	73% 73%	9 9	8 8	89% 89%
CA299	SELECTIVE INSURANCE GROUP SELECTIVE INSURANCE COMPANY OF AMERICA	MOPs Filed *	Timely MOPs *	Compliance *	NOCs filed *	Timely NOCs *	Compliance *
CA318	SELECTIVE INSURANCE GROUP, INC. Group Total	* *	* *	* *	* *	* *	* *
CA305	SENTRY INSURANCE Group Total	MOPs Filed 3	Timely MOPs 1	Compliance 33%	NOCs filed No filings	Timely NOCs No filings	Compliance No filings
CA310	SPECIALTY RISK SERVICES SPECIALTY RISK SERVICES	MOPs Filed No filings	Timely MOPs No filings	Compliance No filings	NOCs filed No filings	Timely NOCs No filings	Compliance No filings
CA315	SRS, INC. Group Total	15 15	13 13	87% 87%	2 2	1 1	50% 50%
CA307	STATE OF MAINE WORKERS' COMPENSATION DIV. Group Total	MOPs Filed 37	Timely MOPs 36	Compliance 97%	NOCs filed 22	Timely NOCs 21	Compliance 95%
CA320	SYNERNET Group Total	MOPs Filed 25	Timely MOPs 23	Compliance 92%	NOCs filed 39	Timely NOCs 38	Compliance 97%
CA317	T.H.E. INSURANCE CO. Total	MOPs Filed *	Timely MOPs *	Compliance *	NOCs filed *	Timely NOCs *	Compliance *
CA120	T.H.E. TPA Administered claims CRAWFORD & CO. TPA Total	* * *	* * *	* * *	* * *	* * *	* * *
	SAFETY NATIONAL Group Total	*	*	*	*	*	*
CA168	THE FRANK GATES SERVICE COMPANY Group Total	MOPs Filed 1	Timely MOPs 0	Compliance 0%	NOCs filed No filings	Timely NOCs No filings	Compliance No filings
CA311	TOKIO MARINE Group Total	MOPs Filed 2	Timely MOPs 0	Compliance 0%	NOCs filed No filings	Timely NOCs No filings	Compliance No filings
CA355	TOWER GROUP, INC. TOWER GROUP, INC.	MOPs Filed .	Timely MOPs .	Compliance .	NOCs filed .	Timely NOCs .	Compliance .
CA356	TOWER INSURANCE COMPANY OF NY	1	1	100%	No filings	No filings	No filings
CA357	TOWER NATIONAL INSURANCE COMPANY Group Total	* 1	* 1	* 100%	* No filings	* No filings	* No filings

*Indicates no claims activity this quarter

INSURANCE GROUP COMPLIANCE
Initial MOP and Initial Indemnity NOC Filings
Fourth Quarter 2009
10/1/2009 -12/31/2009

NCCI	INSURANCE GROUP	Total Number of Initial MOPs Filed	Number of Initial MOPs Filed Timely	Compliance Percentage	Total Initial Indemnity NOCs Filed	Number of Initial Indemnity NOCs Filed Timely	Compliance Percentage
	TRAVELERS INSURANCE GROUP	MOPs Filed	Timely MOPs	Compliance	NOCs filed	Timely NOCs	Compliance
CA072	CHARTER OAK FIRE INS. CO.	10	9	90%	10	9	90%
CA133	DISCOVER PROPERTY AND CASUALTY INSURANCE CO.	*	*	*	*	*	*
CA164	FARMINGTON CASUALTY COMPANY	*	*	*	*	*	*
10227	FIDELITY & GUARANTY INSURANCE CO.	No filings	No filings	No filings	No filings	No filings	No filings
CA284	PHOENIX INSURANCE	2	1	50%	1	0	0%
CA303	ST PAUL FIRE & MARINE INSURANCE COMPANY	*	*	*	*	*	*
CA302	ST PAUL GUARDIAN INSURANCE COMPANY	*	*	*	*	*	*
CA301	ST PAUL MERCURY INSURANCE COMPANY	*	*	*	*	*	*
CA306	STANDARD FIRE INS. CO.	3	1	33%	2	2	100%
CA347	TRAVELERS CASUALTY & SURETY COMPANY	*	*	*	*	*	*
CA348	TRAVELERS CASUALTY INSURANCE CO. OF AMERICA	2	1	50%	1	1	100%
CA349	TRAVELERS COMMERCIAL CASUALTY COMPANY	*	*	*	*	*	*
CA343	TRAVELERS INDEMNITY COMPANY	No filings	No filings	No filings	No filings	No filings	No filings
CA346	TRAVELERS INDEMNITY COMPANY OF AMERICA	*	*	*	*	*	*
CA344	TRAVELERS INDEMNITY OF RHODE ISLAND	*	*	*	*	*	*
CA345	TRAVELERS PROPERTY CASUALTY COMPANY	*	*	*	*	*	*
CA325	UNITED STATES FIDELITY & GUARANTY INSURANCE CO.	*	*	*	*	*	*
	Total	17	12	71%	14	12	86%
	TRAVELERS TPA Administered Claims						
CA040	BROADSPIRE SERVICES, INC.	1	1	100%	2	2	100%
CA060	CAMBRIDGE INTEGRATED SERVICES	No filings	No filings	No filings	No filings	No filings	No filings
CA190	GALLAGHER BASSETT SERVICES, INC.	1	1	100%	4	4	100%
CA204	HELMSMAN MANAGEMENT SERVICES	*	*	*	*	*	*
CA240	MASSAMONT INSURANCE AGENCY	*	*	*	*	*	*
CA300	SEDGWICK CLAIMS MANAGEMENT	*	*	*	*	*	*
CA315	SPECIALTY RISK SERVICES	No filings	No filings	No filings	No filings	No filings	No filings
CA168	THE FRANK GATES SERVICE COMPANY	1	0	0%	No filings	No filings	No filings
	TPA Total	3	2	67%	6	4	67%
	TRAVELERS Group Total	20	14	70%	20	16	80%
	UNDERWRITERS SAFETY & CLAIMS	MOPs Filed	Timely MOPs	Compliance	NOCs filed	Timely NOCs	Compliance
CA360	Group Total	*	*	*	*	*	*
	UTICA MUTUAL INSURANCE CO.	MOPs Filed	Timely MOPs	Compliance	NOCs filed	Timely NOCs	Compliance
CA324	Group Total	*	*	*	*	*	*
	VANLINER INSURANCE CO.	MOPs Filed	Timely MOPs	Compliance	NOCs filed	Timely NOCs	Compliance
CA379	Group Total	2	1	50%	1	1	100%
	VIRGINIA SURETY	MOPs Filed	Timely MOPs	Compliance	NOCs filed	Timely NOCs	Compliance
CA115	Group Total	*	*	*	*	*	*
	WILLIS OF NORTHERN NEW ENGLAND, INC.	MOPs Filed	Timely MOPs	Compliance	NOCs filed	Timely NOCs	Compliance
CA001	HRH CLAIMS MANAGEMENT	3	1	33%	No filings	No filings	No filings
CA382	WILLIS OF NORTHERN NEW ENGLAND, INC.	35	32	91%	47	47	100%
	Group Total	38	33	87%	47	47	100%
	XL SPECIALTY INSURANCE COMPANY	MOPs Filed	Timely MOPs	Compliance	NOCs filed	Timely NOCs	Compliance
CA384	Total	*	*	*	*	*	*
	XL TPA Administered Claims						
CA180	GAB ROBINS	*	*	*	*	*	*
CA190	GALLAGHER BASSETT SERVICES, INC.	*	*	*	*	*	*
	TPA Total	*	*	*	*	*	*
	XL Group Total	*	*	*	*	*	*

*Indicates no claims activity this quarter

INSURANCE GROUP COMPLIANCE
Initial MOP and Initial Indemnity NOC Filings
Fourth Quarter 2009
10/1/2009 -12/31/2009

NCCI	INSURANCE GROUP	Total Number of Initial MOPs Filed	Number of Initial MOPs Filed Timely	Compliance Percentage	Total Initial Indemnity NOCs Filed	Number of Initial Indemnity NOCs Filed Timely	Compliance Percentage
	ZURICH INSURANCE GROUP	MOPs Filed	Timely MOPs	Compliance	NOCs filed	Timely NOCs	Compliance
CA021	AMERICAN GUARANTY & LIABILITY INS. CO.	*	*	*	*	*	*
CA022	AMERICAN ZURICH INSURANCE CO.	1	0	0%	No filings	No filings	No filings
CA023	ASSURANCE COMPANY OF AMERICA	*	*	*	*	*	*
CA216	MAINE BONDING & CASUALTY CO.	*	*	*	*	*	*
CA227	MARYLAND CASUALTY CO.	*	*	*	*	*	*
CA259	NORTHERN INSURANCE CO. OF NY	*	*	*	*	*	*
CA378	UNIVERSAL UNDERWRITERS INSURANCE	*	*	*	*	*	*
CA400	ZURICH AMERICAN INSURANCE CO.	3	2	67%	4	3	75%
	Total	4	2	50%	4	3	75%
	ZURICH TPA Administered Claims						
CA040	BROADSPIRE SERVICES, INC.	No filings	No filings	No filings	1	1	100%
CA070	CANNON COCHRAN MANAGEMENT SERVICES	*	*	*	*	*	*
CA080	CHESTERFIELD SERVICES	*	*	*	*	*	*
CA160	ESIS, INC.	*	*	*	*	*	*
CA180	GAB ROBINS	No filings	No filings	No filings	No filings	No filings	No filings
CA190	GALLAGHER BASSETT SERVICES, INC.	12	7	58%	No filings	No filings	No filings
CA300	SEDGWICK CLAIMS MANAGEMENT	2	2	100%	No filings	No filings	No filings
CA315	SPECIALTY RISK SERVICES	1	0	0%	No filings	No filings	No filings
	TPA Total	15	9	60%	1	1	100%
	ZURICH Group Total	19	11	58%	5	4	80%

*Indicates no claims activity this quarter

Appendix C

Quarterly Compliance Data Fourth Quarter 2009 10/1/2009 – 12/31/2009

Summary Level Compliance Results

All Claim Administrators Fourth Quarter 2009

Compliance Report 10/01/2009 - 12/31/2009

Lost Time First Report of Injury Received Within:				Initial Indemnity Check Mailed Within:				Initial Memorandum of Payment Received Within:				Initial Indemnity Notice of Controversy Received Within:			
0-7 Days	2623	85.50%		0-14 Days	844	88.84%		0-17 Days	828	87.16%		0-14 Days	531	93.16%	
8-14 Days	253	8.25%		15-21 Days	44	4.63%		18-21 Days	29	3.05%		15-21 Days	17	2.98%	
15-29 Days	96	3.13%		22-44 Days	33	3.47%		22-44 Days	47	4.95%		22-44 Days	13	2.28%	
30+ Days	96	3.13%		45+ Days	26	2.74%		45+ Days	43	4.53%		45+ Days	9	1.58%	
? Days	0	0.00%		? Days	3	0.32%		? Days	3	0.32%		? Days	0	0.00%	
Total	3068	100.00%			950	100.00%			950	100.00%			570	100.00%	

Compliance Report

10/01/2009 - 12/31/2009

ACADIA INSURANCE COMPANY
CA010

Lost Time First Report of Injury Received Within:				Initial Indemnity Check Mailed Within:				Initial Memorandum of Payment Received Within:				Initial Indemnity Notice of Controversy Received Within:			
0-7 Days	65	91.55%		0-14 Days	22	95.65%		0-17 Days	22	95.65%		0-14 Days	11	100.00%	
8-14 Days	3	4.23%		15-21 Days	0	0.00%		18-21 Days	0	0.00%		15-21 Days	0	0.00%	
15-29 Days	0	0.00%		22-44 Days	0	0.00%		22-44 Days	0	0.00%		22-44 Days	0	0.00%	
30+ Days	3	4.23%		45+ Days	1	4.35%		45+ Days	1	4.35%		45+ Days	0	0.00%	
? Days	0	0.00%		? Days	0	0.00%		? Days	0	0.00%		? Days	0	0.00%	
Total	71	100.00%			23	100.00%			23	100.00%			11	100.00%	

AmGUARD Insurance Company
CA019

Lost Time First Report of Injury Received Within:				Initial Indemnity Check Mailed Within:				Initial Memorandum of Payment Received Within:				Initial Indemnity Notice of Controversy Received Within:			
0-7 Days	12	80.00%		0-14 Days	2	100.00%		0-17 Days	2	100.00%		0-14 Days	1	100.00%	
8-14 Days	2	13.33%		15-21 Days	0	0.00%		18-21 Days	0	0.00%		15-21 Days	0	0.00%	
15-29 Days	1	6.67%		22-44 Days	0	0.00%		22-44 Days	0	0.00%		22-44 Days	0	0.00%	
30+ Days	0	0.00%		45+ Days	0	0.00%		45+ Days	0	0.00%		45+ Days	0	0.00%	
? Days	0	0.00%		? Days	0	0.00%		? Days	0	0.00%		? Days	0	0.00%	
Total	15	100.00%			2	100.00%			2	100.00%			1	100.00%	

ARGONAUT INSURANCE COMPANY
CA020

Lost Time First Report of Injury Received Within:				Initial Indemnity Check Mailed Within:				Initial Memorandum of Payment Received Within:				Initial Indemnity Notice of Controversy Received Within:			
0-7 Days	0	0.00%		0-14 Days	1	50.00%		0-17 Days	0	0.00%		0-14 Days	0	0.00%	
8-14 Days	0	0.00%		15-21 Days	0	0.00%		18-21 Days	0	0.00%		15-21 Days	0	0.00%	
15-29 Days	0	0.00%		22-44 Days	0	0.00%		22-44 Days	0	0.00%		22-44 Days	0	0.00%	
30+ Days	0	0.00%		45+ Days	1	50.00%		45+ Days	2	100.00%		45+ Days	0	0.00%	
? Days	0	0.00%		? Days	0	0.00%		? Days	0	0.00%		? Days	0	0.00%	
Total	0	100.00%			2	100.00%			2	100.00%			0	100.00%	

Compliance Report

10/01/2009 - 12/31/2009

BARBARA LONGFELLOW
CA018

Lost Time First Report of Injury Received Within:				Initial Indemnity Check Mailed Within:				Initial Memorandum of Payment Received Within:				Initial Indemnity Notice of Controversy Received Within:			
0-7	Days	0	0.00%	0-14	Days	1	100.00%	0-17	Days	1	100.00%	0-14	Days	0	0.00%
8-14	Days	0	0.00%	15-21	Days	0	0.00%	18-21	Days	0	0.00%	15-21	Days	0	0.00%
15-29	Days	1	100.00%	22-44	Days	0	0.00%	22-44	Days	0	0.00%	22-44	Days	0	0.00%
30+	Days	0	0.00%	45+	Days	0	0.00%	45+	Days	0	0.00%	45+	Days	0	0.00%
?	Days	0	0.00%	?	Days	0	0.00%	?	Days	0	0.00%	?	Days	0	0.00%
<hr/>				<hr/>				<hr/>				<hr/>			
Total		1	100.00%			1	100.00%			1	100.00%			0	100.00%

Bath Iron Works
CA036

Lost Time First Report of Injury Received Within:				Initial Indemnity Check Mailed Within:				Initial Memorandum of Payment Received Within:				Initial Indemnity Notice of Controversy Received Within:			
0-7	Days	79	98.75%	0-14	Days	10	100.00%	0-17	Days	10	100.00%	0-14	Days	7	100.00%
8-14	Days	1	1.25%	15-21	Days	0	0.00%	18-21	Days	0	0.00%	15-21	Days	0	0.00%
15-29	Days	0	0.00%	22-44	Days	0	0.00%	22-44	Days	0	0.00%	22-44	Days	0	0.00%
30+	Days	0	0.00%	45+	Days	0	0.00%	45+	Days	0	0.00%	45+	Days	0	0.00%
?	Days	0	0.00%	?	Days	0	0.00%	?	Days	0	0.00%	?	Days	0	0.00%
<hr/>				<hr/>				<hr/>				<hr/>			
Total		80	100.00%			10	100.00%			10	100.00%			7	100.00%

BROADSPIRE
CA040

Lost Time First Report of Injury Received Within:				Initial Indemnity Check Mailed Within:				Initial Memorandum of Payment Received Within:				Initial Indemnity Notice of Controversy Received Within:			
0-7	Days	26	92.86%	0-14	Days	2	100.00%	0-17	Days	2	100.00%	0-14	Days	8	100.00%
8-14	Days	2	7.14%	15-21	Days	0	0.00%	18-21	Days	0	0.00%	15-21	Days	0	0.00%
15-29	Days	0	0.00%	22-44	Days	0	0.00%	22-44	Days	0	0.00%	22-44	Days	0	0.00%
30+	Days	0	0.00%	45+	Days	0	0.00%	45+	Days	0	0.00%	45+	Days	0	0.00%
?	Days	0	0.00%	?	Days	0	0.00%	?	Days	0	0.00%	?	Days	0	0.00%
<hr/>				<hr/>				<hr/>				<hr/>			
Total		28	100.00%			2	100.00%			2	100.00%			8	100.00%

Compliance Report

10/01/2009 - 12/31/2009

CAMBRIDGE INTEGRATED SVCS GRP
CA060

Lost Time First Report of Injury Received Within:				Initial Indemnity Check Mailed Within:				Initial Memorandum of Payment Received Within:				Initial Indemnity Notice of Controversy Received Within:			
0-7 Days	1	20.00%		0-14 Days	0	0.00%		0-17 Days	0	0.00%		0-14 Days	0	0.00%	
8-14 Days	1	20.00%		15-21 Days	0	0.00%		18-21 Days	0	0.00%		15-21 Days	0	0.00%	
15-29 Days	1	20.00%		22-44 Days	0	0.00%		22-44 Days	0	0.00%		22-44 Days	0	0.00%	
30+ Days	2	40.00%		45+ Days	0	0.00%		45+ Days	0	0.00%		45+ Days	0	0.00%	
? Days	0	0.00%		? Days	0	0.00%		? Days	0	0.00%		? Days	0	0.00%	
Total	5	100.00%			0	100.00%			0	100.00%			0	100.00%	

Cannon Cochran Management Serv
CA070

Lost Time First Report of Injury Received Within:				Initial Indemnity Check Mailed Within:				Initial Memorandum of Payment Received Within:				Initial Indemnity Notice of Controversy Received Within:			
0-7 Days	135	92.47%		0-14 Days	27	77.14%		0-17 Days	29	82.86%		0-14 Days	33	100.00%	
8-14 Days	9	6.16%		15-21 Days	7	20.00%		18-21 Days	4	11.43%		15-21 Days	0	0.00%	
15-29 Days	1	0.68%		22-44 Days	0	0.00%		22-44 Days	1	2.86%		22-44 Days	0	0.00%	
30+ Days	1	0.68%		45+ Days	1	2.86%		45+ Days	1	2.86%		45+ Days	0	0.00%	
? Days	0	0.00%		? Days	0	0.00%		? Days	0	0.00%		? Days	0	0.00%	
Total	146	100.00%			35	100.00%			35	100.00%			33	100.00%	

CHARTIS
CA015

Lost Time First Report of Injury Received Within:				Initial Indemnity Check Mailed Within:				Initial Memorandum of Payment Received Within:				Initial Indemnity Notice of Controversy Received Within:			
0-7 Days	28	80.00%		0-14 Days	10	100.00%		0-17 Days	10	100.00%		0-14 Days	5	100.00%	
8-14 Days	4	11.43%		15-21 Days	0	0.00%		18-21 Days	0	0.00%		15-21 Days	0	0.00%	
15-29 Days	1	2.86%		22-44 Days	0	0.00%		22-44 Days	0	0.00%		22-44 Days	0	0.00%	
30+ Days	2	5.71%		45+ Days	0	0.00%		45+ Days	0	0.00%		45+ Days	0	0.00%	
? Days	0	0.00%		? Days	0	0.00%		? Days	0	0.00%		? Days	0	0.00%	
Total	35	100.00%			10	100.00%			10	100.00%			5	100.00%	

CHUBB & SON, INC.
CA090

Lost Time First Report of Injury Received Within:				Initial Indemnity Check Mailed Within:				Initial Memorandum of Payment Received Within:				Initial Indemnity Notice of Controversy Received Within:			
0-7	Days	0	0.00%	0-14	Days	1	100.00%	0-17	Days	0	0.00%	0-14	Days	0	0.00%
8-14	Days	1	33.33%	15-21	Days	0	0.00%	18-21	Days	0	0.00%	15-21	Days	0	0.00%
15-29	Days	0	0.00%	22-44	Days	0	0.00%	22-44	Days	1	100.00%	22-44	Days	0	0.00%
30+	Days	2	66.67%	45+	Days	0	0.00%	45+	Days	0	0.00%	45+	Days	0	0.00%
?	Days	0	0.00%	?	Days	0	0.00%	?	Days	0	0.00%	?	Days	0	0.00%
Total		3	100.00%			1	100.00%			1	100.00%			0	100.00%

CHURCH MUTUAL INSURANCE
CA084

Lost Time First Report of Injury Received Within:				Initial Indemnity Check Mailed Within:				Initial Memorandum of Payment Received Within:				Initial Indemnity Notice of Controversy Received Within:			
0-7	Days	1	100.00%	0-14	Days	0	0.00%	0-17	Days	0	0.00%	0-14	Days	0	0.00%
8-14	Days	0	0.00%	15-21	Days	0	0.00%	18-21	Days	0	0.00%	15-21	Days	0	0.00%
15-29	Days	0	0.00%	22-44	Days	0	0.00%	22-44	Days	0	0.00%	22-44	Days	0	0.00%
30+	Days	0	0.00%	45+	Days	0	0.00%	45+	Days	0	0.00%	45+	Days	0	0.00%
?	Days	0	0.00%	?	Days	0	0.00%	?	Days	0	0.00%	?	Days	0	0.00%
Total		1	100.00%			0	100.00%			0	100.00%			0	100.00%

Cianbro Corporation
CA085

Lost Time First Report of Injury Received Within:				Initial Indemnity Check Mailed Within:				Initial Memorandum of Payment Received Within:				Initial Indemnity Notice of Controversy Received Within:			
0-7	Days	2	50.00%	0-14	Days	0	0.00%	0-17	Days	0	0.00%	0-14	Days	3	100.00%
8-14	Days	2	50.00%	15-21	Days	0	0.00%	18-21	Days	0	0.00%	15-21	Days	0	0.00%
15-29	Days	0	0.00%	22-44	Days	0	0.00%	22-44	Days	0	0.00%	22-44	Days	0	0.00%
30+	Days	0	0.00%	45+	Days	0	0.00%	45+	Days	0	0.00%	45+	Days	0	0.00%
?	Days	0	0.00%	?	Days	0	0.00%	?	Days	0	0.00%	?	Days	0	0.00%
Total		4	100.00%			0	100.00%			0	100.00%			3	100.00%

Compliance Report

10/01/2009 - 12/31/2009

CITY OF BANGOR
CA033

Lost Time First Report of Injury Received Within:				Initial Indemnity Check Mailed Within:				Initial Memorandum of Payment Received Within:				Initial Indemnity Notice of Controversy Received Within:			
0-7	Days	3	100.00%	0-14	Days	2	100.00%	0-17	Days	2	100.00%	0-14	Days	1	100.00%
8-14	Days	0	0.00%	15-21	Days	0	0.00%	18-21	Days	0	0.00%	15-21	Days	0	0.00%
15-29	Days	0	0.00%	22-44	Days	0	0.00%	22-44	Days	0	0.00%	22-44	Days	0	0.00%
30+	Days	0	0.00%	45+	Days	0	0.00%	45+	Days	0	0.00%	45+	Days	0	0.00%
?	Days	0	0.00%	?	Days	0	0.00%	?	Days	0	0.00%	?	Days	0	0.00%
Total															
		3	100.00%			2	100.00%			2	100.00%			1	100.00%

CLAIMETRICS MANAGEMENT, LLC
CA199

Lost Time First Report of Injury Received Within:				Initial Indemnity Check Mailed Within:				Initial Memorandum of Payment Received Within:				Initial Indemnity Notice of Controversy Received Within:			
0-7	Days	1	100.00%	0-14	Days	1	100.00%	0-17	Days	0	0.00%	0-14	Days	0	0.00%
8-14	Days	0	0.00%	15-21	Days	0	0.00%	18-21	Days	1	100.00%	15-21	Days	0	0.00%
15-29	Days	0	0.00%	22-44	Days	0	0.00%	22-44	Days	0	0.00%	22-44	Days	0	0.00%
30+	Days	0	0.00%	45+	Days	0	0.00%	45+	Days	0	0.00%	45+	Days	0	0.00%
?	Days	0	0.00%	?	Days	0	0.00%	?	Days	0	0.00%	?	Days	0	0.00%
Total															
		1	100.00%			1	100.00%			1	100.00%			0	100.00%

CLAIMS MANAGEMENT INC
CA100

Lost Time First Report of Injury Received Within:				Initial Indemnity Check Mailed Within:				Initial Memorandum of Payment Received Within:				Initial Indemnity Notice of Controversy Received Within:			
0-7	Days	66	92.96%	0-14	Days	16	88.89%	0-17	Days	17	94.44%	0-14	Days	8	100.00%
8-14	Days	3	4.23%	15-21	Days	1	5.56%	18-21	Days	0	0.00%	15-21	Days	0	0.00%
15-29	Days	1	1.41%	22-44	Days	0	0.00%	22-44	Days	0	0.00%	22-44	Days	0	0.00%
30+	Days	1	1.41%	45+	Days	1	5.56%	45+	Days	1	5.56%	45+	Days	0	0.00%
?	Days	0	0.00%	?	Days	0	0.00%	?	Days	0	0.00%	?	Days	0	0.00%
Total															
		71	100.00%			18	100.00%			18	100.00%			8	100.00%

Compliance Report

10/01/2009 - 12/31/2009

CONSTITUTION STATE SERVICES, L
CA110

Lost Time First Report of Injury Received Within:				Initial Indemnity Check Mailed Within:				Initial Memorandum of Payment Received Within:				Initial Indemnity Notice of Controversy Received Within:			
0-7	Days	9	81.82%	0-14	Days	5	71.43%	0-17	Days	6	85.71%	0-14	Days	2	100.00%
8-14	Days	1	9.09%	15-21	Days	1	14.29%	18-21	Days	0	0.00%	15-21	Days	0	0.00%
15-29	Days	1	9.09%	22-44	Days	1	14.29%	22-44	Days	1	14.29%	22-44	Days	0	0.00%
30+	Days	0	0.00%	45+	Days	0	0.00%	45+	Days	0	0.00%	45+	Days	0	0.00%
?	Days	0	0.00%	?	Days	0	0.00%	?	Days	0	0.00%	?	Days	0	0.00%
<hr/>				<hr/>				<hr/>				<hr/>			
Total		11	100.00%			7	100.00%			7	100.00%			2	100.00%

CONTINENTAL CASUALTY COMPANY
CA050

Lost Time First Report of Injury Received Within:				Initial Indemnity Check Mailed Within:				Initial Memorandum of Payment Received Within:				Initial Indemnity Notice of Controversy Received Within:			
0-7	Days	4	66.67%	0-14	Days	6	100.00%	0-17	Days	4	66.67%	0-14	Days	0	0.00%
8-14	Days	1	16.67%	15-21	Days	0	0.00%	18-21	Days	0	0.00%	15-21	Days	0	0.00%
15-29	Days	0	0.00%	22-44	Days	0	0.00%	22-44	Days	1	16.67%	22-44	Days	0	0.00%
30+	Days	1	16.67%	45+	Days	0	0.00%	45+	Days	1	16.67%	45+	Days	0	0.00%
?	Days	0	0.00%	?	Days	0	0.00%	?	Days	0	0.00%	?	Days	0	0.00%
<hr/>				<hr/>				<hr/>				<hr/>			
Total		6	100.00%			6	100.00%			6	100.00%			0	100.00%

DIOCESE OF PORTLAND
CA285

Lost Time First Report of Injury Received Within:				Initial Indemnity Check Mailed Within:				Initial Memorandum of Payment Received Within:				Initial Indemnity Notice of Controversy Received Within:			
0-7	Days	1	100.00%	0-14	Days	0	0.00%	0-17	Days	0	0.00%	0-14	Days	0	0.00%
8-14	Days	0	0.00%	15-21	Days	0	0.00%	18-21	Days	0	0.00%	15-21	Days	0	0.00%
15-29	Days	0	0.00%	22-44	Days	0	0.00%	22-44	Days	0	0.00%	22-44	Days	0	0.00%
30+	Days	0	0.00%	45+	Days	0	0.00%	45+	Days	0	0.00%	45+	Days	0	0.00%
?	Days	0	0.00%	?	Days	0	0.00%	?	Days	0	0.00%	?	Days	0	0.00%
<hr/>				<hr/>				<hr/>				<hr/>			
Total		1	100.00%			0	100.00%			0	100.00%			0	100.00%

Compliance Report

10/01/2009 - 12/31/2009

EastGUARD Insurance Company
CA140

Lost Time
First Report of Injury
Received Within:

Initial
Indemnity Check
Mailed Within:

Initial
Memorandum of Payment
Received Within:

Initial Indemnity
Notice of Controversy
Received Within:

0-7 Days	8	88.89%	0-14 Days	3	100.00%	0-17 Days	2	66.67%	0-14 Days	2	100.00%
8-14 Days	1	11.11%	15-21 Days	0	0.00%	18-21 Days	0	0.00%	15-21 Days	0	0.00%
15-29 Days	0	0.00%	22-44 Days	0	0.00%	22-44 Days	1	33.33%	22-44 Days	0	0.00%
30+ Days	0	0.00%	45+ Days	0	0.00%	45+ Days	0	0.00%	45+ Days	0	0.00%
? Days	0	0.00%	? Days	0	0.00%	? Days	0	0.00%	? Days	0	0.00%
Total	9	100.00%		3	100.00%		3	100.00%		2	100.00%

EMPLOYERS INSURANCE OF WAUSAU
CA380

Lost Time
First Report of Injury
Received Within:

Initial
Indemnity Check
Mailed Within:

Initial
Memorandum of Payment
Received Within:

Initial Indemnity
Notice of Controversy
Received Within:

0-7 Days	18	85.71%	0-14 Days	7	87.50%	0-17 Days	7	87.50%	0-14 Days	5	83.33%
8-14 Days	2	9.52%	15-21 Days	1	12.50%	18-21 Days	0	0.00%	15-21 Days	1	16.67%
15-29 Days	1	4.76%	22-44 Days	0	0.00%	22-44 Days	1	12.50%	22-44 Days	0	0.00%
30+ Days	0	0.00%	45+ Days	0	0.00%	45+ Days	0	0.00%	45+ Days	0	0.00%
? Days	0	0.00%	? Days	0	0.00%	? Days	0	0.00%	? Days	0	0.00%
Total	21	100.00%		8	100.00%		8	100.00%		6	100.00%

ESIS, INC
CA160

Lost Time
First Report of Injury
Received Within:

Initial
Indemnity Check
Mailed Within:

Initial
Memorandum of Payment
Received Within:

Initial Indemnity
Notice of Controversy
Received Within:

0-7 Days	58	74.36%	0-14 Days	24	88.89%	0-17 Days	24	88.89%	0-14 Days	11	100.00%
8-14 Days	18	23.08%	15-21 Days	2	7.41%	18-21 Days	1	3.70%	15-21 Days	0	0.00%
15-29 Days	2	2.56%	22-44 Days	0	0.00%	22-44 Days	1	3.70%	22-44 Days	0	0.00%
30+ Days	0	0.00%	45+ Days	1	3.70%	45+ Days	1	3.70%	45+ Days	0	0.00%
? Days	0	0.00%	? Days	0	0.00%	? Days	0	0.00%	? Days	0	0.00%
Total	78	100.00%		27	100.00%		27	100.00%		11	100.00%

Compliance Report

10/01/2009 - 12/31/2009

EVERGREEN EQUESTRIAN INSTRUCTI
CA999

Lost Time First Report of Injury Received Within:				Initial Indemnity Check Mailed Within:				Initial Memorandum of Payment Received Within:				Initial Indemnity Notice of Controversy Received Within:			
0-7	Days	0	0.00%	0-14	Days	0	0.00%	0-17	Days	0	0.00%	0-14	Days	0	0.00%
8-14	Days	1	50.00%	15-21	Days	0	0.00%	18-21	Days	0	0.00%	15-21	Days	0	0.00%
15-29	Days	0	0.00%	22-44	Days	0	0.00%	22-44	Days	0	0.00%	22-44	Days	0	0.00%
30+	Days	1	50.00%	45+	Days	0	0.00%	45+	Days	0	0.00%	45+	Days	0	0.00%
?	Days	0	0.00%	?	Days	0	0.00%	?	Days	0	0.00%	?	Days	0	0.00%
Total		2	100.00%			0	100.00%			0	100.00%			0	100.00%

EXCELSIOR INSURANCE COMPANY
CA162

Lost Time First Report of Injury Received Within:				Initial Indemnity Check Mailed Within:				Initial Memorandum of Payment Received Within:				Initial Indemnity Notice of Controversy Received Within:			
0-7	Days	9	75.00%	0-14	Days	1	100.00%	0-17	Days	1	100.00%	0-14	Days	1	100.00%
8-14	Days	1	8.33%	15-21	Days	0	0.00%	18-21	Days	0	0.00%	15-21	Days	0	0.00%
15-29	Days	1	8.33%	22-44	Days	0	0.00%	22-44	Days	0	0.00%	22-44	Days	0	0.00%
30+	Days	1	8.33%	45+	Days	0	0.00%	45+	Days	0	0.00%	45+	Days	0	0.00%
?	Days	0	0.00%	?	Days	0	0.00%	?	Days	0	0.00%	?	Days	0	0.00%
Total		12	100.00%			1	100.00%			1	100.00%			1	100.00%

F.A. RICHARD & ASSOCIATES, INC
CA165

Lost Time First Report of Injury Received Within:				Initial Indemnity Check Mailed Within:				Initial Memorandum of Payment Received Within:				Initial Indemnity Notice of Controversy Received Within:			
0-7	Days	1	100.00%	0-14	Days	0	0.00%	0-17	Days	0	0.00%	0-14	Days	1	100.00%
8-14	Days	0	0.00%	15-21	Days	0	0.00%	18-21	Days	0	0.00%	15-21	Days	0	0.00%
15-29	Days	0	0.00%	22-44	Days	0	0.00%	22-44	Days	0	0.00%	22-44	Days	0	0.00%
30+	Days	0	0.00%	45+	Days	0	0.00%	45+	Days	0	0.00%	45+	Days	0	0.00%
?	Days	0	0.00%	?	Days	0	0.00%	?	Days	0	0.00%	?	Days	0	0.00%
Total		1	100.00%			0	100.00%			0	100.00%			1	100.00%

Compliance Report

10/01/2009 - 12/31/2009

FutureComp
CA175Lost Time
First Report of Injury
Received Within:

0-7	Days	24	85.71%
8-14	Days	3	10.71%
15-29	Days	0	0.00%
30+	Days	1	3.57%
?	Days	0	0.00%

Initial
Indemnity Check
Mailed Within:

0-14	Days	8	88.89%
15-21	Days	0	0.00%
22-44	Days	1	11.11%
45+	Days	0	0.00%
?	Days	0	0.00%

Initial
Memorandum of Payment
Received Within:

0-17	Days	8	88.89%
18-21	Days	0	0.00%
22-44	Days	1	11.11%
45+	Days	0	0.00%
?	Days	0	0.00%

Initial Indemnity
Notice of Controversy
Received Within:

0-14	Days	5	83.33%
15-21	Days	0	0.00%
22-44	Days	0	0.00%
45+	Days	1	16.67%
?	Days	0	0.00%

Total	28	100.00%	9	100.00%	9	100.00%	6	100.00%
-------	----	---------	---	---------	---	---------	---	---------

FutureComp
CA316Lost Time
First Report of Injury
Received Within:

0-7	Days	23	88.46%
8-14	Days	3	11.54%
15-29	Days	0	0.00%
30+	Days	0	0.00%
?	Days	0	0.00%

Initial
Indemnity Check
Mailed Within:

0-14	Days	11	84.62%
15-21	Days	2	15.38%
22-44	Days	0	0.00%
45+	Days	0	0.00%
?	Days	0	0.00%

Initial
Memorandum of Payment
Received Within:

0-17	Days	12	92.31%
18-21	Days	0	0.00%
22-44	Days	1	7.69%
45+	Days	0	0.00%
?	Days	0	0.00%

Initial Indemnity
Notice of Controversy
Received Within:

0-14	Days	4	80.00%
15-21	Days	1	20.00%
22-44	Days	0	0.00%
45+	Days	0	0.00%
?	Days	0	0.00%

Total	26	100.00%	13	100.00%	13	100.00%	5	100.00%
-------	----	---------	----	---------	----	---------	---	---------

GAB ROBINS NORTH AMERICA INC.
CA180Lost Time
First Report of Injury
Received Within:

0-7	Days	5	83.33%
8-14	Days	0	0.00%
15-29	Days	1	16.67%
30+	Days	0	0.00%
?	Days	0	0.00%

Initial
Indemnity Check
Mailed Within:

0-14	Days	3	100.00%
15-21	Days	0	0.00%
22-44	Days	0	0.00%
45+	Days	0	0.00%
?	Days	0	0.00%

Initial
Memorandum of Payment
Received Within:

0-17	Days	2	66.67%
18-21	Days	1	33.33%
22-44	Days	0	0.00%
45+	Days	0	0.00%
?	Days	0	0.00%

Initial Indemnity
Notice of Controversy
Received Within:

0-14	Days	1	50.00%
15-21	Days	0	0.00%
22-44	Days	1	50.00%
45+	Days	0	0.00%
?	Days	0	0.00%

Total	6	100.00%	3	100.00%	3	100.00%	2	100.00%
-------	---	---------	---	---------	---	---------	---	---------

Compliance Report

10/01/2009 - 12/31/2009

GALLAGHER BASSETT SERVICES INC
CA190

Lost Time First Report of Injury Received Within:				Initial Indemnity Check Mailed Within:				Initial Memorandum of Payment Received Within:				Initial Indemnity Notice of Controversy Received Within:			
0-7	Days	36	73.47%	0-14	Days	17	73.91%	0-17	Days	16	69.57%	0-14	Days	10	100.00%
8-14	Days	8	16.33%	15-21	Days	2	8.70%	18-21	Days	1	4.35%	15-21	Days	0	0.00%
15-29	Days	4	8.16%	22-44	Days	4	17.39%	22-44	Days	5	21.74%	22-44	Days	0	0.00%
30+	Days	1	2.04%	45+	Days	0	0.00%	45+	Days	1	4.35%	45+	Days	0	0.00%
?	Days	0	0.00%	?	Days	0	0.00%	?	Days	0	0.00%	?	Days	0	0.00%
<hr/> Total				<hr/> 23				<hr/> 23				<hr/> 10			
				100.00%				100.00%				100.00%			

Hannaford Bros Co
CA201

Lost Time First Report of Injury Received Within:				Initial Indemnity Check Mailed Within:				Initial Memorandum of Payment Received Within:				Initial Indemnity Notice of Controversy Received Within:			
0-7	Days	79	88.76%	0-14	Days	14	100.00%	0-17	Days	13	92.86%	0-14	Days	10	90.91%
8-14	Days	5	5.62%	15-21	Days	0	0.00%	18-21	Days	0	0.00%	15-21	Days	1	9.09%
15-29	Days	4	4.49%	22-44	Days	0	0.00%	22-44	Days	0	0.00%	22-44	Days	0	0.00%
30+	Days	1	1.12%	45+	Days	0	0.00%	45+	Days	1	7.14%	45+	Days	0	0.00%
?	Days	0	0.00%	?	Days	0	0.00%	?	Days	0	0.00%	?	Days	0	0.00%
<hr/> Total				<hr/> 14				<hr/> 14				<hr/> 11			
				100.00%				100.00%				100.00%			

HARLEYSVILLE INSURANCE
CA198

Lost Time First Report of Injury Received Within:				Initial Indemnity Check Mailed Within:				Initial Memorandum of Payment Received Within:				Initial Indemnity Notice of Controversy Received Within:			
0-7	Days	0	0.00%	0-14	Days	0	0.00%	0-17	Days	0	0.00%	0-14	Days	0	0.00%
8-14	Days	0	0.00%	15-21	Days	0	0.00%	18-21	Days	0	0.00%	15-21	Days	0	0.00%
15-29	Days	0	0.00%	22-44	Days	0	0.00%	22-44	Days	0	0.00%	22-44	Days	0	0.00%
30+	Days	1	100.00%	45+	Days	1	100.00%	45+	Days	1	100.00%	45+	Days	0	0.00%
?	Days	0	0.00%	?	Days	0	0.00%	?	Days	0	0.00%	?	Days	0	0.00%
<hr/> Total				<hr/> 1				<hr/> 1				<hr/> 0			
				100.00%				100.00%				100.00%			

Compliance Report

10/01/2009 - 12/31/2009

HARTFORD FINANCIAL SERVICES
CA203

Lost Time First Report of Injury Received Within:				Initial Indemnity Check Mailed Within:				Initial Memorandum of Payment Received Within:				Initial Indemnity Notice of Controversy Received Within:			
0-7	Days	42	84.00%	0-14	Days	17	100.00%	0-17	Days	17	100.00%	0-14	Days	6	85.71%
8-14	Days	4	8.00%	15-21	Days	0	0.00%	18-21	Days	0	0.00%	15-21	Days	1	14.29%
15-29	Days	1	2.00%	22-44	Days	0	0.00%	22-44	Days	0	0.00%	22-44	Days	0	0.00%
30+	Days	3	6.00%	45+	Days	0	0.00%	45+	Days	0	0.00%	45+	Days	0	0.00%
?	Days	0	0.00%	?	Days	0	0.00%	?	Days	0	0.00%	?	Days	0	0.00%
Total		50	100.00%			17	100.00%			17	100.00%			7	100.00%

HELMSMAN MANAGEMENT SERVICES,
CA204

Lost Time First Report of Injury Received Within:				Initial Indemnity Check Mailed Within:				Initial Memorandum of Payment Received Within:				Initial Indemnity Notice of Controversy Received Within:			
0-7	Days	5	83.33%	0-14	Days	3	100.00%	0-17	Days	3	100.00%	0-14	Days	1	50.00%
8-14	Days	1	16.67%	15-21	Days	0	0.00%	18-21	Days	0	0.00%	15-21	Days	0	0.00%
15-29	Days	0	0.00%	22-44	Days	0	0.00%	22-44	Days	0	0.00%	22-44	Days	1	50.00%
30+	Days	0	0.00%	45+	Days	0	0.00%	45+	Days	0	0.00%	45+	Days	0	0.00%
?	Days	0	0.00%	?	Days	0	0.00%	?	Days	0	0.00%	?	Days	0	0.00%
Total		6	100.00%			3	100.00%			3	100.00%			2	100.00%

HRH Claims Management Service
CA001

Lost Time First Report of Injury Received Within:				Initial Indemnity Check Mailed Within:				Initial Memorandum of Payment Received Within:				Initial Indemnity Notice of Controversy Received Within:			
0-7	Days	0	0.00%	0-14	Days	1	33.33%	0-17	Days	1	33.33%	0-14	Days	0	0.00%
8-14	Days	0	0.00%	15-21	Days	0	0.00%	18-21	Days	0	0.00%	15-21	Days	0	0.00%
15-29	Days	0	0.00%	22-44	Days	0	0.00%	22-44	Days	0	0.00%	22-44	Days	0	0.00%
30+	Days	0	0.00%	45+	Days	2	66.67%	45+	Days	2	66.67%	45+	Days	0	0.00%
?	Days	0	0.00%	?	Days	0	0.00%	?	Days	0	0.00%	?	Days	0	0.00%
Total		0	100.00%			3	100.00%			3	100.00%			0	100.00%

Compliance Report

10/01/2009 - 12/31/2009

LIBERTY MUTUAL INSURANCE COMPA
CA210

Lost Time First Report of Injury Received Within:				Initial Indemnity Check Mailed Within:				Initial Memorandum of Payment Received Within:				Initial Indemnity Notice of Controversy Received Within:			
0-7	Days	72	72.00%	0-14	Days	27	84.38%	0-17	Days	28	87.50%	0-14	Days	27	93.10%
8-14	Days	18	18.00%	15-21	Days	1	3.13%	18-21	Days	0	0.00%	15-21	Days	0	0.00%
15-29	Days	6	6.00%	22-44	Days	3	9.38%	22-44	Days	3	9.38%	22-44	Days	1	3.45%
30+	Days	4	4.00%	45+	Days	1	3.13%	45+	Days	1	3.13%	45+	Days	1	3.45%
?	Days	0	0.00%	?	Days	0	0.00%	?	Days	0	0.00%	?	Days	0	0.00%
Total		100	100.00%			32	100.00%			32	100.00%			29	100.00%

MAINE AUTOMOBILE DEALERS ASSOC
CA220

Lost Time First Report of Injury Received Within:				Initial Indemnity Check Mailed Within:				Initial Memorandum of Payment Received Within:				Initial Indemnity Notice of Controversy Received Within:			
0-7	Days	32	96.97%	0-14	Days	15	93.75%	0-17	Days	16	100.00%	0-14	Days	2	100.00%
8-14	Days	0	0.00%	15-21	Days	1	6.25%	18-21	Days	0	0.00%	15-21	Days	0	0.00%
15-29	Days	1	3.03%	22-44	Days	0	0.00%	22-44	Days	0	0.00%	22-44	Days	0	0.00%
30+	Days	0	0.00%	45+	Days	0	0.00%	45+	Days	0	0.00%	45+	Days	0	0.00%
?	Days	0	0.00%	?	Days	0	0.00%	?	Days	0	0.00%	?	Days	0	0.00%
Total		33	100.00%			16	100.00%			16	100.00%			2	100.00%

Maine Employers' Mutual Insura
CA260

Lost Time First Report of Injury Received Within:				Initial Indemnity Check Mailed Within:				Initial Memorandum of Payment Received Within:				Initial Indemnity Notice of Controversy Received Within:			
0-7	Days	765	84.07%	0-14	Days	289	90.88%	0-17	Days	283	88.99%	0-14	Days	148	91.93%
8-14	Days	76	8.35%	15-21	Days	8	2.52%	18-21	Days	6	1.89%	15-21	Days	7	4.35%
15-29	Days	37	4.07%	22-44	Days	14	4.40%	22-44	Days	19	5.97%	22-44	Days	4	2.48%
30+	Days	32	3.52%	45+	Days	6	1.89%	45+	Days	9	2.83%	45+	Days	2	1.24%
?	Days	0	0.00%	?	Days	1	0.31%	?	Days	1	0.31%	?	Days	0	0.00%
Total		910	100.00%			318	100.00%			318	100.00%			161	100.00%

Compliance Report

10/01/2009 - 12/31/2009

Maine Municipal Association
CA225

Lost Time First Report of Injury Received Within:				Initial Indemnity Check Mailed Within:				Initial Memorandum of Payment Received Within:				Initial Indemnity Notice of Controversy Received Within:			
0-7	Days	183	91.04%	0-14	Days	59	93.65%	0-17	Days	58	92.06%	0-14	Days	42	93.33%
8-14	Days	10	4.98%	15-21	Days	1	1.59%	18-21	Days	2	3.17%	15-21	Days	2	4.44%
15-29	Days	4	1.99%	22-44	Days	2	3.17%	22-44	Days	1	1.59%	22-44	Days	1	2.22%
30+	Days	4	1.99%	45+	Days	1	1.59%	45+	Days	2	3.17%	45+	Days	0	0.00%
?	Days	0	0.00%	?	Days	0	0.00%	?	Days	0	0.00%	?	Days	0	0.00%
Total		201	100.00%			63	100.00%			63	100.00%			45	100.00%

MASSACHUSETTS BAY INS
CA228

Lost Time First Report of Injury Received Within:				Initial Indemnity Check Mailed Within:				Initial Memorandum of Payment Received Within:				Initial Indemnity Notice of Controversy Received Within:			
0-7	Days	7	100.00%	0-14	Days	4	100.00%	0-17	Days	4	100.00%	0-14	Days	1	100.00%
8-14	Days	0	0.00%	15-21	Days	0	0.00%	18-21	Days	0	0.00%	15-21	Days	0	0.00%
15-29	Days	0	0.00%	22-44	Days	0	0.00%	22-44	Days	0	0.00%	22-44	Days	0	0.00%
30+	Days	0	0.00%	45+	Days	0	0.00%	45+	Days	0	0.00%	45+	Days	0	0.00%
?	Days	0	0.00%	?	Days	0	0.00%	?	Days	0	0.00%	?	Days	0	0.00%
Total		7	100.00%			4	100.00%			4	100.00%			1	100.00%

MEADOWBROOK INSURANCE GROUP
CA255

Lost Time First Report of Injury Received Within:				Initial Indemnity Check Mailed Within:				Initial Memorandum of Payment Received Within:				Initial Indemnity Notice of Controversy Received Within:			
0-7	Days	1	100.00%	0-14	Days	1	50.00%	0-17	Days	1	50.00%	0-14	Days	0	0.00%
8-14	Days	0	0.00%	15-21	Days	0	0.00%	18-21	Days	0	0.00%	15-21	Days	0	0.00%
15-29	Days	0	0.00%	22-44	Days	1	50.00%	22-44	Days	0	0.00%	22-44	Days	0	0.00%
30+	Days	0	0.00%	45+	Days	0	0.00%	45+	Days	1	50.00%	45+	Days	0	0.00%
?	Days	0	0.00%	?	Days	0	0.00%	?	Days	0	0.00%	?	Days	0	0.00%
Total		1	100.00%			2	100.00%			2	100.00%			0	100.00%

MHCA WORKERS' COMP FUND
CA234

Lost Time First Report of Injury Received Within:				Initial Indemnity Check Mailed Within:				Initial Memorandum of Payment Received Within:				Initial Indemnity Notice of Controversy Received Within:			
0-7 Days	49	92.45%		0-14 Days	8	100.00%		0-17 Days	8	100.00%		0-14 Days	4	80.00%	
8-14 Days	3	5.66%		15-21 Days	0	0.00%		18-21 Days	0	0.00%		15-21 Days	0	0.00%	
15-29 Days	0	0.00%		22-44 Days	0	0.00%		22-44 Days	0	0.00%		22-44 Days	1	20.00%	
30+ Days	1	1.89%		45+ Days	0	0.00%		45+ Days	0	0.00%		45+ Days	0	0.00%	
? Days	0	0.00%		? Days	0	0.00%		? Days	0	0.00%		? Days	0	0.00%	
Total	53	100.00%			8	100.00%			8	100.00%			5	100.00%	

MMTA WORKERS' COMP. TRUST
CA230

Lost Time First Report of Injury Received Within:				Initial Indemnity Check Mailed Within:				Initial Memorandum of Payment Received Within:				Initial Indemnity Notice of Controversy Received Within:			
0-7 Days	44	97.78%		0-14 Days	14	93.33%		0-17 Days	13	86.67%		0-14 Days	12	100.00%	
8-14 Days	1	2.22%		15-21 Days	1	6.67%		18-21 Days	1	6.67%		15-21 Days	0	0.00%	
15-29 Days	0	0.00%		22-44 Days	0	0.00%		22-44 Days	0	0.00%		22-44 Days	0	0.00%	
30+ Days	0	0.00%		45+ Days	0	0.00%		45+ Days	1	6.67%		45+ Days	0	0.00%	
? Days	0	0.00%		? Days	0	0.00%		? Days	0	0.00%		? Days	0	0.00%	
Total	45	100.00%			15	100.00%			15	100.00%			12	100.00%	

MSMA WORKERS' COMP TRUST FUND
CA250

Lost Time First Report of Injury Received Within:				Initial Indemnity Check Mailed Within:				Initial Memorandum of Payment Received Within:				Initial Indemnity Notice of Controversy Received Within:			
0-7 Days	63	81.82%		0-14 Days	19	95.00%		0-17 Days	20	100.00%		0-14 Days	14	100.00%	
8-14 Days	12	15.58%		15-21 Days	1	5.00%		18-21 Days	0	0.00%		15-21 Days	0	0.00%	
15-29 Days	1	1.30%		22-44 Days	0	0.00%		22-44 Days	0	0.00%		22-44 Days	0	0.00%	
30+ Days	1	1.30%		45+ Days	0	0.00%		45+ Days	0	0.00%		45+ Days	0	0.00%	
? Days	0	0.00%		? Days	0	0.00%		? Days	0	0.00%		? Days	0	0.00%	
Total	77	100.00%			20	100.00%			20	100.00%			14	100.00%	

Compliance Report

10/01/2009 - 12/31/2009

NATIONAL INTERSTATE INSURANCE
CA267

Lost Time First Report of Injury Received Within:				Initial Indemnity Check Mailed Within:				Initial Memorandum of Payment Received Within:				Initial Indemnity Notice of Controversy Received Within:			
0-7	Days	0	0.00%	0-14	Days	0	0.00%	0-17	Days	0	0.00%	0-14	Days	0	0.00%
8-14	Days	0	0.00%	15-21	Days	0	0.00%	18-21	Days	0	0.00%	15-21	Days	0	0.00%
15-29	Days	0	0.00%	22-44	Days	0	0.00%	22-44	Days	0	0.00%	22-44	Days	0	0.00%
30+	Days	0	0.00%	45+	Days	0	0.00%	45+	Days	0	0.00%	45+	Days	0	0.00%
?	Days	0	0.00%	?	Days	0	0.00%	?	Days	0	0.00%	?	Days	0	0.00%
Total		0	100.00%			0	100.00%			0	100.00%			0	100.00%

NGM INSURANCE
CA265

Lost Time First Report of Injury Received Within:				Initial Indemnity Check Mailed Within:				Initial Memorandum of Payment Received Within:				Initial Indemnity Notice of Controversy Received Within:			
0-7	Days	0	0.00%	0-14	Days	0	0.00%	0-17	Days	0	0.00%	0-14	Days	0	0.00%
8-14	Days	0	0.00%	15-21	Days	0	0.00%	18-21	Days	0	0.00%	15-21	Days	0	0.00%
15-29	Days	0	0.00%	22-44	Days	0	0.00%	22-44	Days	0	0.00%	22-44	Days	0	0.00%
30+	Days	1	100.00%	45+	Days	0	0.00%	45+	Days	0	0.00%	45+	Days	0	0.00%
?	Days	0	0.00%	?	Days	0	0.00%	?	Days	0	0.00%	?	Days	0	0.00%
Total		1	100.00%			0	100.00%			0	100.00%			0	100.00%

NorGUARD Insurance Company
CA272

Lost Time First Report of Injury Received Within:				Initial Indemnity Check Mailed Within:				Initial Memorandum of Payment Received Within:				Initial Indemnity Notice of Controversy Received Within:			
0-7	Days	6	54.55%	0-14	Days	4	100.00%	0-17	Days	4	100.00%	0-14	Days	1	50.00%
8-14	Days	2	18.18%	15-21	Days	0	0.00%	18-21	Days	0	0.00%	15-21	Days	1	50.00%
15-29	Days	2	18.18%	22-44	Days	0	0.00%	22-44	Days	0	0.00%	22-44	Days	0	0.00%
30+	Days	1	9.09%	45+	Days	0	0.00%	45+	Days	0	0.00%	45+	Days	0	0.00%
?	Days	0	0.00%	?	Days	0	0.00%	?	Days	0	0.00%	?	Days	0	0.00%
Total		11	100.00%			4	100.00%			4	100.00%			2	100.00%

PATRIOT INSURANCE COMPANY
CA274

Lost Time First Report of Injury Received Within:				Initial Indemnity Check Mailed Within:				Initial Memorandum of Payment Received Within:				Initial Indemnity Notice of Controversy Received Within:			
0-7	Days	4	57.14%	0-14	Days	6	100.00%	0-17	Days	6	100.00%	0-14	Days	0	0.00%
8-14	Days	2	28.57%	15-21	Days	0	0.00%	18-21	Days	0	0.00%	15-21	Days	0	0.00%
15-29	Days	0	0.00%	22-44	Days	0	0.00%	22-44	Days	0	0.00%	22-44	Days	0	0.00%
30+	Days	1	14.29%	45+	Days	0	0.00%	45+	Days	0	0.00%	45+	Days	0	0.00%
?	Days	0	0.00%	?	Days	0	0.00%	?	Days	0	0.00%	?	Days	0	0.00%
Total				Total				Total				Total			
		7	100.00%			6	100.00%			6	100.00%			0	100.00%

PEERLESS INS CO
CA283

Lost Time First Report of Injury Received Within:				Initial Indemnity Check Mailed Within:				Initial Memorandum of Payment Received Within:				Initial Indemnity Notice of Controversy Received Within:			
0-7	Days	6	75.00%	0-14	Days	0	0.00%	0-17	Days	0	0.00%	0-14	Days	3	100.00%
8-14	Days	0	0.00%	15-21	Days	0	0.00%	18-21	Days	0	0.00%	15-21	Days	0	0.00%
15-29	Days	0	0.00%	22-44	Days	0	0.00%	22-44	Days	0	0.00%	22-44	Days	0	0.00%
30+	Days	2	25.00%	45+	Days	0	0.00%	45+	Days	0	0.00%	45+	Days	0	0.00%
?	Days	0	0.00%	?	Days	0	0.00%	?	Days	0	0.00%	?	Days	0	0.00%
Total				Total				Total				Total			
		8	100.00%			0	100.00%			0	100.00%			3	100.00%

PEERLESS INSURANCE COMPANY
CA275

Lost Time First Report of Injury Received Within:				Initial Indemnity Check Mailed Within:				Initial Memorandum of Payment Received Within:				Initial Indemnity Notice of Controversy Received Within:			
0-7	Days	22	53.66%	0-14	Days	14	66.67%	0-17	Days	12	57.14%	0-14	Days	4	80.00%
8-14	Days	5	12.20%	15-21	Days	0	0.00%	18-21	Days	0	0.00%	15-21	Days	0	0.00%
15-29	Days	4	9.76%	22-44	Days	3	14.29%	22-44	Days	1	4.76%	22-44	Days	1	20.00%
30+	Days	10	24.39%	45+	Days	4	19.05%	45+	Days	8	38.10%	45+	Days	0	0.00%
?	Days	0	0.00%	?	Days	0	0.00%	?	Days	0	0.00%	?	Days	0	0.00%
Total				Total				Total				Total			
		41	100.00%			21	100.00%			21	100.00%			5	100.00%

Compliance Report

10/01/2009 - 12/31/2009

RISK ENTERPRISE MANAGEMENT
CA280

Lost Time First Report of Injury Received Within:				Initial Indemnity Check Mailed Within:				Initial Memorandum of Payment Received Within:				Initial Indemnity Notice of Controversy Received Within:			
0-7	Days	5	33.33%	0-14	Days	1	100.00%	0-17	Days	1	100.00%	0-14	Days	1	20.00%
8-14	Days	5	33.33%	15-21	Days	0	0.00%	18-21	Days	0	0.00%	15-21	Days	0	0.00%
15-29	Days	1	6.67%	22-44	Days	0	0.00%	22-44	Days	0	0.00%	22-44	Days	1	20.00%
30+	Days	4	26.67%	45+	Days	0	0.00%	45+	Days	0	0.00%	45+	Days	3	60.00%
?	Days	0	0.00%	?	Days	0	0.00%	?	Days	0	0.00%	?	Days	0	0.00%
Total		15	100.00%			1	100.00%			1	100.00%			5	100.00%

RYDER SERVICES CORPORATION
CA295

Lost Time First Report of Injury Received Within:				Initial Indemnity Check Mailed Within:				Initial Memorandum of Payment Received Within:				Initial Indemnity Notice of Controversy Received Within:			
0-7	Days	0	0.00%	0-14	Days	1	100.00%	0-17	Days	0	0.00%	0-14	Days	0	0.00%
8-14	Days	0	0.00%	15-21	Days	0	0.00%	18-21	Days	0	0.00%	15-21	Days	0	0.00%
15-29	Days	0	0.00%	22-44	Days	0	0.00%	22-44	Days	0	0.00%	22-44	Days	0	0.00%
30+	Days	0	0.00%	45+	Days	0	0.00%	45+	Days	1	100.00%	45+	Days	0	0.00%
?	Days	0	0.00%	?	Days	0	0.00%	?	Days	0	0.00%	?	Days	0	0.00%
Total		0	100.00%			1	100.00%			1	100.00%			0	100.00%

SEDGWICK CLAIMS MANAGEMENT SER
CA300

Lost Time First Report of Injury Received Within:				Initial Indemnity Check Mailed Within:				Initial Memorandum of Payment Received Within:				Initial Indemnity Notice of Controversy Received Within:			
0-7	Days	71	82.56%	0-14	Days	24	80.00%	0-17	Days	22	73.33%	0-14	Days	8	88.89%
8-14	Days	9	10.47%	15-21	Days	3	10.00%	18-21	Days	3	10.00%	15-21	Days	0	0.00%
15-29	Days	4	4.65%	22-44	Days	3	10.00%	22-44	Days	3	10.00%	22-44	Days	0	0.00%
30+	Days	2	2.33%	45+	Days	0	0.00%	45+	Days	2	6.67%	45+	Days	1	11.11%
?	Days	0	0.00%	?	Days	0	0.00%	?	Days	0	0.00%	?	Days	0	0.00%
Total		86	100.00%			30	100.00%			30	100.00%			9	100.00%

Compliance Report

10/01/2009 - 12/31/2009

SENTRY INSURANCE A MUTUAL COMP
CA305

Lost Time First Report of Injury Received Within:				Initial Indemnity Check Mailed Within:				Initial Memorandum of Payment Received Within:				Initial Indemnity Notice of Controversy Received Within:			
0-7	Days	4	80.00%	0-14	Days	1	33.33%	0-17	Days	1	33.33%	0-14	Days	0	0.00%
8-14	Days	0	0.00%	15-21	Days	0	0.00%	18-21	Days	0	0.00%	15-21	Days	0	0.00%
15-29	Days	1	20.00%	22-44	Days	0	0.00%	22-44	Days	0	0.00%	22-44	Days	0	0.00%
30+	Days	0	0.00%	45+	Days	0	0.00%	45+	Days	0	0.00%	45+	Days	0	0.00%
?	Days	0	0.00%	?	Days	2	66.67%	?	Days	2	66.67%	?	Days	0	0.00%
Total		5	100.00%			3	100.00%			3	100.00%			0	100.00%

SPECIALTY RISK SERVICES
CA310

Lost Time First Report of Injury Received Within:				Initial Indemnity Check Mailed Within:				Initial Memorandum of Payment Received Within:				Initial Indemnity Notice of Controversy Received Within:			
0-7	Days	0	0.00%	0-14	Days	0	0.00%	0-17	Days	0	0.00%	0-14	Days	0	0.00%
8-14	Days	0	0.00%	15-21	Days	0	0.00%	18-21	Days	0	0.00%	15-21	Days	0	0.00%
15-29	Days	0	0.00%	22-44	Days	0	0.00%	22-44	Days	0	0.00%	22-44	Days	0	0.00%
30+	Days	0	0.00%	45+	Days	0	0.00%	45+	Days	0	0.00%	45+	Days	0	0.00%
?	Days	0	0.00%	?	Days	0	0.00%	?	Days	0	0.00%	?	Days	0	0.00%
Total		0	100.00%			0	100.00%			0	100.00%			0	100.00%

SRS, INC.
CA315

Lost Time First Report of Injury Received Within:				Initial Indemnity Check Mailed Within:				Initial Memorandum of Payment Received Within:				Initial Indemnity Notice of Controversy Received Within:			
0-7	Days	33	89.19%	0-14	Days	13	86.67%	0-17	Days	13	86.67%	0-14	Days	1	50.00%
8-14	Days	1	2.70%	15-21	Days	0	0.00%	18-21	Days	0	0.00%	15-21	Days	0	0.00%
15-29	Days	2	5.41%	22-44	Days	1	6.67%	22-44	Days	1	6.67%	22-44	Days	0	0.00%
30+	Days	1	2.70%	45+	Days	1	6.67%	45+	Days	1	6.67%	45+	Days	1	50.00%
?	Days	0	0.00%	?	Days	0	0.00%	?	Days	0	0.00%	?	Days	0	0.00%
Total		37	100.00%			15	100.00%			15	100.00%			2	100.00%

Compliance Report

10/01/2009 - 12/31/2009

State of Maine Workers Comp Di
CA307

Lost Time First Report of Injury Received Within:				Initial Indemnity Check Mailed Within:				Initial Memorandum of Payment Received Within:				Initial Indemnity Notice of Controversy Received Within:			
0-7	Days	132	92.31%	0-14	Days	37	100.00%	0-17	Days	36	97.30%	0-14	Days	21	95.45%
8-14	Days	5	3.50%	15-21	Days	0	0.00%	18-21	Days	0	0.00%	15-21	Days	0	0.00%
15-29	Days	3	2.10%	22-44	Days	0	0.00%	22-44	Days	1	2.70%	22-44	Days	1	4.55%
30+	Days	3	2.10%	45+	Days	0	0.00%	45+	Days	0	0.00%	45+	Days	0	0.00%
?	Days	0	0.00%	?	Days	0	0.00%	?	Days	0	0.00%	?	Days	0	0.00%
Total		143	100.00%			37	100.00%			37	100.00%			22	100.00%

Synernet
CA320

Lost Time First Report of Injury Received Within:				Initial Indemnity Check Mailed Within:				Initial Memorandum of Payment Received Within:				Initial Indemnity Notice of Controversy Received Within:			
0-7	Days	117	95.12%	0-14	Days	25	100.00%	0-17	Days	23	92.00%	0-14	Days	38	97.44%
8-14	Days	5	4.07%	15-21	Days	0	0.00%	18-21	Days	2	8.00%	15-21	Days	1	2.56%
15-29	Days	1	0.81%	22-44	Days	0	0.00%	22-44	Days	0	0.00%	22-44	Days	0	0.00%
30+	Days	0	0.00%	45+	Days	0	0.00%	45+	Days	0	0.00%	45+	Days	0	0.00%
?	Days	0	0.00%	?	Days	0	0.00%	?	Days	0	0.00%	?	Days	0	0.00%
Total		123	100.00%			25	100.00%			25	100.00%			39	100.00%

THE CHARTER OAK FIRE INS CO
CA072

Lost Time First Report of Injury Received Within:				Initial Indemnity Check Mailed Within:				Initial Memorandum of Payment Received Within:				Initial Indemnity Notice of Controversy Received Within:			
0-7	Days	20	74.07%	0-14	Days	9	90.00%	0-17	Days	9	90.00%	0-14	Days	9	90.00%
8-14	Days	4	14.81%	15-21	Days	1	10.00%	18-21	Days	1	10.00%	15-21	Days	0	0.00%
15-29	Days	3	11.11%	22-44	Days	0	0.00%	22-44	Days	0	0.00%	22-44	Days	1	10.00%
30+	Days	0	0.00%	45+	Days	0	0.00%	45+	Days	0	0.00%	45+	Days	0	0.00%
?	Days	0	0.00%	?	Days	0	0.00%	?	Days	0	0.00%	?	Days	0	0.00%
Total		27	100.00%			10	100.00%			10	100.00%			10	100.00%

THE CITIZEN'S INSURANCE
CA048

Lost Time First Report of Injury Received Within:				Initial Indemnity Check Mailed Within:				Initial Memorandum of Payment Received Within:				Initial Indemnity Notice of Controversy Received Within:			
0-7	Days	3	75.00%	0-14	Days	3	100.00%	0-17	Days	3	100.00%	0-14	Days	1	100.00%
8-14	Days	1	25.00%	15-21	Days	0	0.00%	18-21	Days	0	0.00%	15-21	Days	0	0.00%
15-29	Days	0	0.00%	22-44	Days	0	0.00%	22-44	Days	0	0.00%	22-44	Days	0	0.00%
30+	Days	0	0.00%	45+	Days	0	0.00%	45+	Days	0	0.00%	45+	Days	0	0.00%
?	Days	0	0.00%	?	Days	0	0.00%	?	Days	0	0.00%	?	Days	0	0.00%
Total															
		4	100.00%			3	100.00%			3	100.00%			1	100.00%

THE FRANK GATES SERVICE COMPAN
CA168

Lost Time First Report of Injury Received Within:				Initial Indemnity Check Mailed Within:				Initial Memorandum of Payment Received Within:				Initial Indemnity Notice of Controversy Received Within:			
0-7	Days	1	100.00%	0-14	Days	0	0.00%	0-17	Days	0	0.00%	0-14	Days	0	0.00%
8-14	Days	0	0.00%	15-21	Days	0	0.00%	18-21	Days	0	0.00%	15-21	Days	0	0.00%
15-29	Days	0	0.00%	22-44	Days	0	0.00%	22-44	Days	1	100.00%	22-44	Days	0	0.00%
30+	Days	0	0.00%	45+	Days	1	100.00%	45+	Days	0	0.00%	45+	Days	0	0.00%
?	Days	0	0.00%	?	Days	0	0.00%	?	Days	0	0.00%	?	Days	0	0.00%
Total															
		1	100.00%			1	100.00%			1	100.00%			0	100.00%

THE HANOVER INSURANCE
CA202

Lost Time First Report of Injury Received Within:				Initial Indemnity Check Mailed Within:				Initial Memorandum of Payment Received Within:				Initial Indemnity Notice of Controversy Received Within:			
0-7	Days	3	100.00%	0-14	Days	0	0.00%	0-17	Days	0	0.00%	0-14	Days	1	100.00%
8-14	Days	0	0.00%	15-21	Days	0	0.00%	18-21	Days	0	0.00%	15-21	Days	0	0.00%
15-29	Days	0	0.00%	22-44	Days	0	0.00%	22-44	Days	0	0.00%	22-44	Days	0	0.00%
30+	Days	0	0.00%	45+	Days	0	0.00%	45+	Days	0	0.00%	45+	Days	0	0.00%
?	Days	0	0.00%	?	Days	0	0.00%	?	Days	0	0.00%	?	Days	0	0.00%
Total															
		3	100.00%			0	100.00%			0	100.00%			1	100.00%

THE NETHERLANDS INSURANCE
CA309

Lost Time First Report of Injury Received Within:				Initial Indemnity Check Mailed Within:				Initial Memorandum of Payment Received Within:				Initial Indemnity Notice of Controversy Received Within:			
0-7	Days	31	75.61%	0-14	Days	12	85.71%	0-17	Days	13	92.86%	0-14	Days	3	100.00%
8-14	Days	7	17.07%	15-21	Days	1	7.14%	18-21	Days	0	0.00%	15-21	Days	0	0.00%
15-29	Days	0	0.00%	22-44	Days	0	0.00%	22-44	Days	0	0.00%	22-44	Days	0	0.00%
30+	Days	3	7.32%	45+	Days	1	7.14%	45+	Days	1	7.14%	45+	Days	0	0.00%
?	Days	0	0.00%	?	Days	0	0.00%	?	Days	0	0.00%	?	Days	0	0.00%
Total				41		100.00%		14		100.00%		14		100.00%	

THE PHOENIX INSURANCE CO
CA284

Lost Time First Report of Injury Received Within:				Initial Indemnity Check Mailed Within:				Initial Memorandum of Payment Received Within:				Initial Indemnity Notice of Controversy Received Within:			
0-7	Days	3	75.00%	0-14	Days	2	100.00%	0-17	Days	1	50.00%	0-14	Days	0	0.00%
8-14	Days	1	25.00%	15-21	Days	0	0.00%	18-21	Days	1	50.00%	15-21	Days	1	100.00%
15-29	Days	0	0.00%	22-44	Days	0	0.00%	22-44	Days	0	0.00%	22-44	Days	0	0.00%
30+	Days	0	0.00%	45+	Days	0	0.00%	45+	Days	0	0.00%	45+	Days	0	0.00%
?	Days	0	0.00%	?	Days	0	0.00%	?	Days	0	0.00%	?	Days	0	0.00%
Total				4		100.00%		2		100.00%		2		100.00%	

THE STANDARD FIRE INS COMPANY
CA306

Lost Time First Report of Injury Received Within:				Initial Indemnity Check Mailed Within:				Initial Memorandum of Payment Received Within:				Initial Indemnity Notice of Controversy Received Within:			
0-7	Days	3	60.00%	0-14	Days	1	33.33%	0-17	Days	1	33.33%	0-14	Days	2	100.00%
8-14	Days	0	0.00%	15-21	Days	2	66.67%	18-21	Days	1	33.33%	15-21	Days	0	0.00%
15-29	Days	2	40.00%	22-44	Days	0	0.00%	22-44	Days	1	33.33%	22-44	Days	0	0.00%
30+	Days	0	0.00%	45+	Days	0	0.00%	45+	Days	0	0.00%	45+	Days	0	0.00%
?	Days	0	0.00%	?	Days	0	0.00%	?	Days	0	0.00%	?	Days	0	0.00%
Total				5		100.00%		3		100.00%		3		100.00%	

TOKIO MARINE & NICHIDO FIRE IN
CA311

Lost Time First Report of Injury Received Within:	Initial Indemnity Check Mailed Within:	Initial Memorandum of Payment Received Within:	Initial Indemnity Notice of Controversy Received Within:
0-7 Days 0 0.00%	0-14 Days 1 50.00%	0-17 Days 0 0.00%	0-14 Days 0 0.00%
8-14 Days 0 0.00%	15-21 Days 1 50.00%	18-21 Days 0 0.00%	15-21 Days 0 0.00%
15-29 Days 0 0.00%	22-44 Days 0 0.00%	22-44 Days 1 50.00%	22-44 Days 0 0.00%
30+ Days 1 100.00%	45+ Days 0 0.00%	45+ Days 1 50.00%	45+ Days 0 0.00%
? Days 0 0.00%	? Days 0 0.00%	? Days 0 0.00%	? Days 0 0.00%
Total 1 100.00%	2 100.00%	2 100.00%	0 100.00%

TOWER INSURANCE COMPANY OF NEW
CA356

Lost Time First Report of Injury Received Within:	Initial Indemnity Check Mailed Within:	Initial Memorandum of Payment Received Within:	Initial Indemnity Notice of Controversy Received Within:
0-7 Days 1 50.00%	0-14 Days 1 100.00%	0-17 Days 1 100.00%	0-14 Days 0 0.00%
8-14 Days 1 50.00%	15-21 Days 0 0.00%	18-21 Days 0 0.00%	15-21 Days 0 0.00%
15-29 Days 0 0.00%	22-44 Days 0 0.00%	22-44 Days 0 0.00%	22-44 Days 0 0.00%
30+ Days 0 0.00%	45+ Days 0 0.00%	45+ Days 0 0.00%	45+ Days 0 0.00%
? Days 0 0.00%	? Days 0 0.00%	? Days 0 0.00%	? Days 0 0.00%
Total 2 100.00%	1 100.00%	1 100.00%	0 100.00%

TRAVELERS CAS INS CO OF AMERIC
CA348

Lost Time First Report of Injury Received Within:	Initial Indemnity Check Mailed Within:	Initial Memorandum of Payment Received Within:	Initial Indemnity Notice of Controversy Received Within:
0-7 Days 1 33.33%	0-14 Days 1 50.00%	0-17 Days 1 50.00%	0-14 Days 1 100.00%
8-14 Days 1 33.33%	15-21 Days 1 50.00%	18-21 Days 1 50.00%	15-21 Days 0 0.00%
15-29 Days 1 33.33%	22-44 Days 0 0.00%	22-44 Days 0 0.00%	22-44 Days 0 0.00%
30+ Days 0 0.00%	45+ Days 0 0.00%	45+ Days 0 0.00%	45+ Days 0 0.00%
? Days 0 0.00%	? Days 0 0.00%	? Days 0 0.00%	? Days 0 0.00%
Total 3 100.00%	2 100.00%	2 100.00%	1 100.00%

Compliance Report

10/01/2009 - 12/31/2009

TRAVELERS INDEMNITY COMPANY
CA343

Lost Time First Report of Injury Received Within:				Initial Indemnity Check Mailed Within:				Initial Memorandum of Payment Received Within:				Initial Indemnity Notice of Controversy Received Within:			
0-7	Days	1	100.00%	0-14	Days	0	0.00%	0-17	Days	0	0.00%	0-14	Days	0	0.00%
8-14	Days	0	0.00%	15-21	Days	0	0.00%	18-21	Days	0	0.00%	15-21	Days	0	0.00%
15-29	Days	0	0.00%	22-44	Days	0	0.00%	22-44	Days	0	0.00%	22-44	Days	0	0.00%
30+	Days	0	0.00%	45+	Days	0	0.00%	45+	Days	0	0.00%	45+	Days	0	0.00%
?	Days	0	0.00%	?	Days	0	0.00%	?	Days	0	0.00%	?	Days	0	0.00%
Total		1	100.00%			0	100.00%			0	100.00%			0	100.00%

TRIDENT INSURANCE SERVICES OF
CA240

Lost Time First Report of Injury Received Within:				Initial Indemnity Check Mailed Within:				Initial Memorandum of Payment Received Within:				Initial Indemnity Notice of Controversy Received Within:			
0-7	Days	4	100.00%	0-14	Days	4	100.00%	0-17	Days	4	100.00%	0-14	Days	0	0.00%
8-14	Days	0	0.00%	15-21	Days	0	0.00%	18-21	Days	0	0.00%	15-21	Days	0	0.00%
15-29	Days	0	0.00%	22-44	Days	0	0.00%	22-44	Days	0	0.00%	22-44	Days	0	0.00%
30+	Days	0	0.00%	45+	Days	0	0.00%	45+	Days	0	0.00%	45+	Days	0	0.00%
?	Days	0	0.00%	?	Days	0	0.00%	?	Days	0	0.00%	?	Days	0	0.00%
Total		4	100.00%			4	100.00%			4	100.00%			0	100.00%

VANLINER INSURANCE CO
CA379

Lost Time First Report of Injury Received Within:				Initial Indemnity Check Mailed Within:				Initial Memorandum of Payment Received Within:				Initial Indemnity Notice of Controversy Received Within:			
0-7	Days	6	100.00%	0-14	Days	2	100.00%	0-17	Days	1	50.00%	0-14	Days	1	100.00%
8-14	Days	0	0.00%	15-21	Days	0	0.00%	18-21	Days	1	50.00%	15-21	Days	0	0.00%
15-29	Days	0	0.00%	22-44	Days	0	0.00%	22-44	Days	0	0.00%	22-44	Days	0	0.00%
30+	Days	0	0.00%	45+	Days	0	0.00%	45+	Days	0	0.00%	45+	Days	0	0.00%
?	Days	0	0.00%	?	Days	0	0.00%	?	Days	0	0.00%	?	Days	0	0.00%
Total		6	100.00%			2	100.00%			2	100.00%			1	100.00%

Willis of Northern New England
CA382

Lost Time First Report of Injury Received Within:				Initial Indemnity Check Mailed Within:				Initial Memorandum of Payment Received Within:				Initial Indemnity Notice of Controversy Received Within:			
0-7	Days	179	95.21%	0-14	Days	30	85.71%	0-17	Days	32	91.43%	0-14	Days	47	100.00%
8-14	Days	5	2.66%	15-21	Days	4	11.43%	18-21	Days	2	5.71%	15-21	Days	0	0.00%
15-29	Days	1	0.53%	22-44	Days	0	0.00%	22-44	Days	0	0.00%	22-44	Days	0	0.00%
30+	Days	3	1.60%	45+	Days	1	2.86%	45+	Days	1	2.86%	45+	Days	0	0.00%
?	Days	0	0.00%	?	Days	0	0.00%	?	Days	0	0.00%	?	Days	0	0.00%
Total		188	100.00%			35	100.00%			35	100.00%			47	100.00%

YORK CLAIMS SERVICES
CA340

Lost Time First Report of Injury Received Within:				Initial Indemnity Check Mailed Within:				Initial Memorandum of Payment Received Within:				Initial Indemnity Notice of Controversy Received Within:			
0-7	Days	0	0.00%	0-14	Days	0	0.00%	0-17	Days	0	0.00%	0-14	Days	0	0.00%
8-14	Days	0	0.00%	15-21	Days	0	0.00%	18-21	Days	0	0.00%	15-21	Days	0	0.00%
15-29	Days	0	0.00%	22-44	Days	0	0.00%	22-44	Days	0	0.00%	22-44	Days	0	0.00%
30+	Days	0	0.00%	45+	Days	0	0.00%	45+	Days	0	0.00%	45+	Days	0	0.00%
?	Days	0	0.00%	?	Days	0	0.00%	?	Days	0	0.00%	?	Days	0	0.00%
Total		0	100.00%			0	100.00%			0	100.00%			0	100.00%

ZURICH AMERICAN INSURANCE COMP
CA400

Lost Time First Report of Injury Received Within:				Initial Indemnity Check Mailed Within:				Initial Memorandum of Payment Received Within:				Initial Indemnity Notice of Controversy Received Within:			
0-7	Days	10	71.43%	0-14	Days	1	33.33%	0-17	Days	2	66.67%	0-14	Days	3	75.00%
8-14	Days	2	14.29%	15-21	Days	2	66.67%	18-21	Days	0	0.00%	15-21	Days	1	25.00%
15-29	Days	1	7.14%	22-44	Days	0	0.00%	22-44	Days	1	33.33%	22-44	Days	0	0.00%
30+	Days	1	7.14%	45+	Days	0	0.00%	45+	Days	0	0.00%	45+	Days	0	0.00%
?	Days	0	0.00%	?	Days	0	0.00%	?	Days	0	0.00%	?	Days	0	0.00%
Total		14	100.00%			3	100.00%			3	100.00%			4	100.00%

Compliance Report

10/01/2009 - 12/31/2009

?

Lost Time First Report of Injury Received Within:				Initial Indemnity Check Mailed Within:				Initial Memorandum of Payment Received Within:				Initial Indemnity Notice of Controversy Received Within:			
0-7	Days	0	0.00%	0-14	Days	0	0.00%	0-17	Days	0	0.00%	0-14	Days	0	0.00%
8-14	Days	0	0.00%	15-21	Days	0	0.00%	18-21	Days	0	0.00%	15-21	Days	0	0.00%
15-29	Days	0	0.00%	22-44	Days	0	0.00%	22-44	Days	0	0.00%	22-44	Days	0	0.00%
30+	Days	0	0.00%	45+	Days	0	0.00%	45+	Days	0	0.00%	45+	Days	0	0.00%
?	Days	0	0.00%	?	Days	0	0.00%	?	Days	0	0.00%	?	Days	0	0.00%
Total		0	100.00%			0	100.00%			0	100.00%			0	100.00%

AMERICAN ZURICH
17965

Lost Time First Report of Injury Received Within:				Initial Indemnity Check Mailed Within:				Initial Memorandum of Payment Received Within:				Initial Indemnity Notice of Controversy Received Within:			
0-7	Days	0	0.00%	0-14	Days	0	0.00%	0-17	Days	0	0.00%	0-14	Days	0	0.00%
8-14	Days	0	0.00%	15-21	Days	0	0.00%	18-21	Days	0	0.00%	15-21	Days	0	0.00%
15-29	Days	0	0.00%	22-44	Days	0	0.00%	22-44	Days	0	0.00%	22-44	Days	0	0.00%
30+	Days	0	0.00%	45+	Days	1	100.00%	45+	Days	1	100.00%	45+	Days	0	0.00%
?	Days	0	0.00%	?	Days	0	0.00%	?	Days	0	0.00%	?	Days	0	0.00%
Total		0	100.00%			1	100.00%			1	100.00%			0	100.00%

FIDELITY & GUARANTY INSURANCE
10227

Lost Time First Report of Injury Received Within:				Initial Indemnity Check Mailed Within:				Initial Memorandum of Payment Received Within:				Initial Indemnity Notice of Controversy Received Within:			
0-7	Days	0	0.00%	0-14	Days	0	0.00%	0-17	Days	0	0.00%	0-14	Days	0	0.00%
8-14	Days	0	0.00%	15-21	Days	0	0.00%	18-21	Days	0	0.00%	15-21	Days	0	0.00%
15-29	Days	0	0.00%	22-44	Days	0	0.00%	22-44	Days	0	0.00%	22-44	Days	0	0.00%
30+	Days	0	0.00%	45+	Days	0	0.00%	45+	Days	0	0.00%	45+	Days	0	0.00%
?	Days	0	0.00%	?	Days	0	0.00%	?	Days	0	0.00%	?	Days	0	0.00%
Total		0	100.00%			0	100.00%			0	100.00%			0	100.00%

MAINE EMPLOYERS MUTUAL INSURAN
30449

Lost Time First Report of Injury Received Within:				Initial Indemnity Check Mailed Within:				Initial Memorandum of Payment Received Within:				Initial Indemnity Notice of Controversy Received Within:			
0-7	Days	0	0.00%	0-14	Days	0	0.00%	0-17	Days	0	0.00%	0-14	Days	0	0.00%
8-14	Days	0	0.00%	15-21	Days	0	0.00%	18-21	Days	0	0.00%	15-21	Days	0	0.00%
15-29	Days	0	0.00%	22-44	Days	0	0.00%	22-44	Days	0	0.00%	22-44	Days	0	0.00%
30+	Days	0	0.00%	45+	Days	0	0.00%	45+	Days	0	0.00%	45+	Days	0	0.00%
?	Days	0	0.00%	?	Days	0	0.00%	?	Days	0	0.00%	?	Days	0	0.00%
Total				0				0				0			
				100.00%				100.00%				100.00%			

MHCA WORKERS' COMP FUND
S387

Lost Time First Report of Injury Received Within:				Initial Indemnity Check Mailed Within:				Initial Memorandum of Payment Received Within:				Initial Indemnity Notice of Controversy Received Within:			
0-7	Days	0	0.00%	0-14	Days	0	0.00%	0-17	Days	0	0.00%	0-14	Days	0	0.00%
8-14	Days	0	0.00%	15-21	Days	0	0.00%	18-21	Days	0	0.00%	15-21	Days	0	0.00%
15-29	Days	0	0.00%	22-44	Days	0	0.00%	22-44	Days	0	0.00%	22-44	Days	0	0.00%
30+	Days	0	0.00%	45+	Days	1	100.00%	45+	Days	1	100.00%	45+	Days	0	0.00%
?	Days	0	0.00%	?	Days	0	0.00%	?	Days	0	0.00%	?	Days	0	0.00%
Total				0				1				0			
				100.00%				100.00%				100.00%			

NO RECORDED COVERAGE
NONE

Lost Time First Report of Injury Received Within:				Initial Indemnity Check Mailed Within:				Initial Memorandum of Payment Received Within:				Initial Indemnity Notice of Controversy Received Within:			
0-7	Days	0	0.00%	0-14	Days	0	0.00%	0-17	Days	0	0.00%	0-14	Days	0	0.00%
8-14	Days	0	0.00%	15-21	Days	0	0.00%	18-21	Days	0	0.00%	15-21	Days	0	0.00%
15-29	Days	0	0.00%	22-44	Days	0	0.00%	22-44	Days	0	0.00%	22-44	Days	0	0.00%
30+	Days	0	0.00%	45+	Days	0	0.00%	45+	Days	0	0.00%	45+	Days	0	0.00%
?	Days	0	0.00%	?	Days	0	0.00%	?	Days	0	0.00%	?	Days	0	0.00%
Total				0				0				0			
				100.00%				100.00%				100.00%			

STATE OF MAINE WORKERS COMP DI
S369

Lost Time First Report of Injury Received Within:				Initial Indemnity Check Mailed Within:				Initial Memorandum of Payment Received Within:				Initial Indemnity Notice of Controversy Received Within:			
0-7	Days	0	0.00%	0-14	Days	0	0.00%	0-17	Days	0	0.00%	0-14	Days	0	0.00%
8-14	Days	0	0.00%	15-21	Days	0	0.00%	18-21	Days	0	0.00%	15-21	Days	0	0.00%
15-29	Days	0	0.00%	22-44	Days	0	0.00%	22-44	Days	0	0.00%	22-44	Days	0	0.00%
30+	Days	0	0.00%	45+	Days	0	0.00%	45+	Days	0	0.00%	45+	Days	0	0.00%
?	Days	0	0.00%	?	Days	0	0.00%	?	Days	0	0.00%	?	Days	0	0.00%
Total															
		0	100.00%			0	100.00%			0	100.00%			0	100.00%