

MAINE STATE LEGISLATURE

The following document is provided by the
LAW AND LEGISLATIVE DIGITAL LIBRARY
at the Maine State Law and Legislative Reference Library
<http://legislature.maine.gov/lawlib>



Reproduced from electronic originals
(may include minor formatting differences from printed original)

2015 ANNUAL REPORT



Featured Courthouse – Cumberland County Courthouse – Portland, Maine

BOARD OF OVERSEERS OF THE BAR

CREATED BY THE MAINE SUPREME JUDICIAL COURT
IN 1978 TO GOVERN THE CONDUCT OF LAWYERS
AS OFFICERS OF THE COURT

2015 ANNUAL REPORT OF THE BOARD OF OVERSEERS OF THE BAR

Table of Contents

Introduction	1
Mission Statement.....	1
Board Leadership and Staff.....	1
Boards and Commissions.....	2
Adoption of Revised Maine Bar Rules	2
Overview of the Attorney Disciplinary Process	3
Central Intake Office	3
Bar Counsel Files	3
Grievance Complaints	4
Fee Arbitration Commission	5
Professional Ethics Commission.....	6
Education and Outreach	6
Professional Update for Maine Lawyers and Judges.....	7
Registration	7
Funding.....	8
Recognizing Volunteers.....	8
Statistics	
Bar Counsel Files	11
Grievance Commission Files	14
Fee Arbitration Petitions	20
Registration Statistics.....	23

COVER PHOTO

Title: Cumberland County Courthouse
205 Newbury Street
Portland, ME



Board of Overseers of the Bar

2015 Annual Report

INTRODUCTION

The Board of Overseers of the Bar was created by the Maine Supreme Judicial Court in 1978 as an independent administrative body to govern the conduct of lawyers as officers of the Court. The Board regulates attorney conduct by enforcing the Maine Bar Rules and the Maine Rules of Professional Conduct (Rules) adopted by the Court. The purpose of those Rules is to provide appropriate standards for attorneys with respect to their practice of the profession of law, including, but not limited to, their relationship with their clients, the general public, other members of the legal profession, the courts, and other agencies of this state.

MISSION STATEMENT

The Board's mission is to encourage and promote competent and ethical practice by members of the Maine Bar, and to make these standards known to members of the public so that they have confidence in the legal profession in Maine.

The Board accomplishes its mission by:

- registering and regulating attorneys licensed to practice in Maine;
- approving and providing continuing legal education programs;
- requiring that all attorneys licensed to practice in Maine have met the Maine Supreme Judicial Court's continuing legal education standards;
- providing guidance to attorneys on ethical issues through written advisory opinions issued by the Professional Ethics Commission, as well as an ethics helpline;
- informing members of the public of their rights concerning proper attorney behavior and the availability of fee arbitration;
- enforcing Maine's code of ethics for attorneys; and
- endeavoring to achieve the best possible legal representation of clients through all of these measures.

BOARD LEADERSHIP AND STAFF

The Maine Supreme Judicial Court appoints Board members to oversee the operations of the organization. The Board is composed of six lawyers and three members of the public. Public members are appointed by the Court on the recommendation of the Governor. Board members may serve two consecutive three-year terms.

Board Members

Gregory T. Caswell — Falmouth

Richard P. Dana, CPA — Cape Elizabeth

Cathy A. DeMerchant (Vice Chair) — Augusta

Mary A. Denison, Esq. — Winthrop

Barbara H. Furey, Esq. — Portland

Benjamin Rogoff Gideon, Esq. — Lewiston

Judson Esty-Kendall, Esq. — Bangor

Margaret K. Minister, Esq. — Portland

Victoria Powers, Esq. (Chair) — Portland

Court Liaison

The Honorable Joseph M. Jabar — Augusta

Board Staff

Susan E. Adams, CLE/Registration Coordinator
Jody A. Breton, Registration Clerk
Paul W. Chaiken, Special Counsel
J. Scott Davis, Bar Counsel
Aria Eee, Deputy Bar Counsel
Alan P. Kelley, Assistant Bar Counsel

Angela M. Morse, Board Clerk
Jennifer M. Pare, Administrative Assistant
Jacqueline M. Rogers, Executive Director
Donna L. Spillman, Senior Assistant to Bar Counsel
Marilyn L. Ware, Assistant to Bar Counsel/Financial
Manager

BOARDS AND COMMISSIONS

The Board appoints volunteer members to three Commissions established by the Maine Bar Rules: the Grievance Commission, the Fee Arbitration Commission, and the Professional Ethics Commission. Three-member panels of the Fee Arbitration Commission and the Grievance Commission conduct their duties and responsibilities as defined in the Maine Bar Rules. Each panel is comprised of two attorneys and one public member. The Professional Ethics Commission, consisting of eight attorneys, issues formal written advisory opinions to the Court, Board, Grievance Commission, Bar Counsel, and members of the Maine bar. Those opinions involve the interpretation and application of the Maine Rules of Professional Conduct related to specific questions about lawyer conduct.

As part of a comprehensive reform of the Maine Rules for Guardians ad Litem, on September 1, 2015, the Court established a Guardian ad Litem Review Board as an independent unit within the Board of Overseers to administer the regulation of guardians ad litem. The Review Board has three principal responsibilities: Registration and “rostering” of guardians ad litem, resolution of complaints made against guardians ad litem, and administration of the continuing education requirements for guardians ad litem.

ADOPTION OF REVISED MAINE BAR RULES

The Board is charged with the continuous study of the bar and its relation to the public and the courts for the purpose of making recommendations to the Court with respect to changes, additions, or deletions to the Maine Bar Rules. In October 2011, the Board established the Committee to Review Maine’s Disciplinary Enforcement Rules. The committee, comprising Board members and staff, attorney and public members of the Grievance Commission, disciplinary defense counsel, and respondent attorneys, compared the Maine Bar Rules and the ABA Model Rules for Lawyer Disciplinary Enforcement. Generally, the Model Rules are a “one size fits all” approach, whereas the Maine Rules were designed to work in a state with a smaller bar.

The committee created and revised drafts of proposed Maine Bar Rules after several presentations to the Maine State Bar Association and to the Board. After two public hearings, the Court adopted the revised Maine Bar Rules with an effective date of July 1, 2015. The new rules retain many aspects of the previous edition of the Maine Bar Rules while also incorporating many practices of the ABA Model Rules in an effort to improve and modernize Maine’s rules.

The Court’s adoption of the revised Rules culminates several years of extraordinary hard work by many volunteers. All deserve our thanks.

OVERVIEW OF THE ATTORNEY DISCIPLINARY PROCESS

The purpose of the lawyer disciplinary system is to protect the public, the courts, and the legal profession from attorneys who do not meet their ethical responsibilities under the Maine Bar Rules and the Maine Rules of Professional Conduct.

The Maine Supreme Judicial Court has inherent jurisdiction over members of the legal profession in Maine, and matters of attorney discipline. The Court has the power to promulgate and, in its discretion, amend the rules regarding attorney discipline, including the Maine Bar Rules and the Maine Rules of Professional Conduct. The Court established the Board of Overseers of the Bar as its disciplinary arm, appoints its Board members, and designates those who shall serve as Board Chair and Vice Chair. The Court has the exclusive authority to impose the most severe disciplinary sanctions: suspension and disbarment.

CENTRAL INTAKE OFFICE

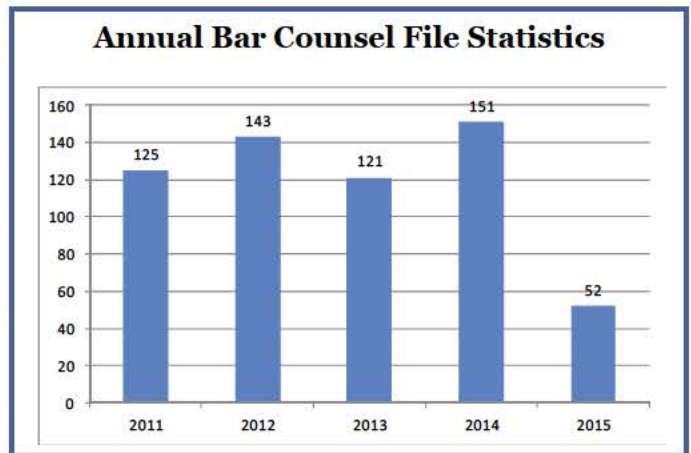
The Central Intake Office provides assistance to members of the public who may wish to lodge a complaint against a licensed Maine attorney. The Central Intake Office is staffed by the Board Clerk who is a licensed Maine attorney. While the Central Intake Office does not provide legal advice, it provides the expertise needed to assist complainants in identifying problems and stating their complaints, suggest alternative ways to deal with a dispute, and make timely referrals to appropriate alternate agencies.

The Central Intake also screens and docketed all new grievance complaints submitted to the Board. If the Board Clerk determines that a grievance complaint does not allege professional misconduct, the complaint will be dismissed and the complainant will receive a written explanation for the dismissal. The complainant has twenty-one days to request that a public member (non-attorney) of the Board or the Grievance Commission review the dismissal. In 2015, the Central Intake Office dismissed 22 grievance complaints of which one public member review request was received.

BAR COUNSEL FILES

Grievance Complaints that do not allege professional misconduct are docketed as Bar Counsel Files (BCF). After review by Bar Counsel, Bar Counsel Files are dismissed, with or without investigation, pursuant to former Maine Bar Rule 7.1(c). The complainant then receives a written explanation for the dismissal and is notified of the option to request that a public member of the Board or the Grievance Commission review the dismissal. After dismissal, the respondent attorney is provided with copies of the complaint, the dismissal letter, and notice of any resulting request for review.

If a review is sought, a public member is assigned by the Board Clerk to review the complaint filing. The public member may approve or disapprove the dismissal. The parties are subsequently notified of the public member's decision. In 2015, Bar Counsel dismissed 73 Bar Counsel Files involving 69 attorneys. Upon receipt of the complainants' request for review, 28 of those dismissals were reviewed by public members who affirmed 27 dismissals and disapproved one dismissal. As a result of the adoption of the revised Maine Bar Rules, the BCF designation was discontinued on June 30, 2015.



GRIEVANCE COMPLAINTS

A Grievance Commission File (GCF) is a complaint regarding the conduct of a licensed Maine attorney where there is an allegation of a Maine Rules of Professional Conduct violation. An investigation is undertaken and the complaint is sent to the respondent attorney with instructions to submit a written response to Bar Counsel. In 2015, Bar Counsel docketed 157 Grievance Commission Files. Following investigation, Bar Counsel may dismiss a Grievance Commission File after a determination that a professional conduct violation did not occur. In instances where Bar Counsel determines that misconduct did occur, the Grievance Commission File will be reviewed by a three-member panel of the Grievance Commission pursuant to revised Maine Bar Rule 13(d). These reviews are not hearings nor open to the public, and neither the respective complainant nor the respondent attorney participate in the review. Bar Counsel issues a recommended disposition, however, the panel is not bound to Bar Counsel's recommendation. After review, the panel may dismiss a case where no misconduct is found, dismiss a case with a warning where there is minor misconduct that is unlikely to be repeated, or, in cases of suspected more serious misconduct, direct Bar Counsel to file formal charges.

If a matter is to be resolved by a formal proceeding, Bar Counsel prepares and files formal charges with the Board Clerk. The Board Clerk then assigns the Grievance Commission File to a new three-member panel of the Grievance Commission for hearing. Grievance Commission panels hold public disciplinary hearings in accordance with Maine Bar Rule 14(a).

At the hearing, the parties are entitled to be heard, to present evidence, and to cross-examine witnesses. Following the disciplinary hearing, the panel shall issue a written report containing its findings of fact, conclusions of law, and application of any relevant factors with respect to appropriate sanctions for misconduct. In 2015, the Grievance Commission issued 19 hearing decisions pursuant to Maine Bar Rule 13(e)(9). At the close of 2015, there were 70 pending GCF matters.

Bar Counsel also screened and docketed 14 new matters that were considered by a Single Justice of the Court. Those cases involved 8 receivership matters, 5 reciprocal discipline matters, and 1 administrative reinstatement. At the close of 2015, there were 18 pending Court matters.

2015 Bar Counsel Dismissals

Dismissal (Investigation)	42	Public Member Review Affirmed	27
Dismissal (No Investigation)	24	Public Member Review Disaffirmed	1

2015 Preliminary Case Review Dispositions

Dismissal	49	Probable Cause for Hearing	31
Dismissal with Warning	17		

2015 Hearing Dispositions

Dismissal	1	Public Reprimand	13
Dismissal with Warning	3	Reinstatement Recommended	1
Hearing Admonition	1		
Information Authorized	1		

2015 Single Justice/Law Court Dispositions

Law Court Vacates Decision	1	Discipline Reinstatement	
Monitoring Order.....	1	Approved.....	1
Receivership		Administrative Reinstatement	
Appointment	5	Approved.....	1
Discharge.....	5	Denied	1
Reciprocal		Resignation.....	1
Disbarment.....	1	Suspension.....	3
Suspension	2		

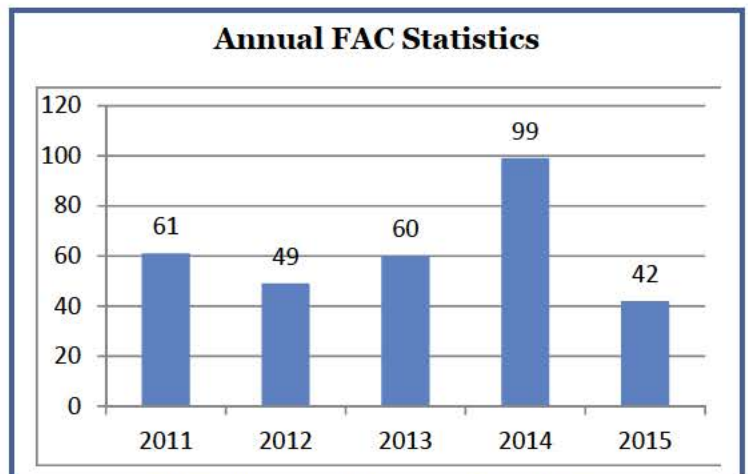
FEE ARBITRATION COMMISSION

The Fee Arbitration Commission provides for the arbitration of disputes concerning attorney fees. When informal attempts at settlement are unsuccessful, fee arbitration provides clients (Petitioners) and licensed Maine attorneys (Respondents) with an impartial and expeditious out-of-court option for resolving fee disputes. Proceedings before the Fee Arbitration Commission are initiated by the filing of a completed Fee Arbitration Petition.

The Board docketed 42 fee arbitration petitions in 2015. Over the course of the year, 27 fee dispute matters were dismissed, settled or withdrawn prior to hearing.

If settlement efforts prove unsuccessful, Fee Arbitration hearings are scheduled before three-member panels of the Board's Fee Arbitration Commission. The Fee Arbitration Commission consists of five geographically distributed panels comprised of lawyers and non-lawyers. Each panel is comprised of two lawyers and one non-lawyer public member of the Commission. At

Fee Arbitration hearings, the convened panel takes testimony, considers relevant and material evidence, and requests additional evidence as necessary to understand and resolve the dispute. The parties are entitled to be heard, to present evidence, and to cross-examine witnesses. The decision of the arbitration panel is expressed in a written Award and Determination accompanied by a Confidential Addendum outlining the specific reasons for an award. In 2015, Fee Arbitration Commission Panels heard and rendered Awards in 34 cases. Of those cases, the Commission decided in favor of the petitioner in 20 matters and in favor of the respondent attorney in 14 cases. At year-end, 14 fee arbitration matters remained pending.



Fee Arbitration Dispositions

Award to Petitioner.....	20	Dismissed/Settled/Withdrawn	27
Award to Respondent	14		

PROFESSIONAL ETHICS COMMISSION

The Professional Ethics Commission issues advisory opinions to the Court, Board, Bar Counsel, and to the Grievance Commission on matters involving the interpretation and application of the Maine Rules of Professional Conduct (MRPC). The Commission also issues advisory opinions on ethical questions posed by members of the bar. In 2015, the Commission issued Opinion 212, *Representing a Seller of Structured Settlement Payments: Professional Responsibilities*.

In this opinion, the Commission stressed the need for attorneys to ensure their compliance with the requirements of the Protection of Beneficiaries of Structured Settlements Act (T. 24-A M.R.S. Section 2241 et seq.) as well as particular conflict of interests provisions of the MRPC. While the Commission is unable and without authority to provide any legal interpretation or analysis of that statute, it did properly stress the need for attorneys to be certain that their representation of the seller in such matters remains compliant with Rules 1.7 and 1.8(f) of the MRPC. Thus, taken together, the “conflict exceptions” to those two conduct Rules allow an attorney’s representation of a seller of structured settlement payments as long as: 1) the client gives informed written consent to the concurrent representation; 2) the attorney reasonably believes that he or she can give competent and diligent representation to the seller-client; 3) there is no interference, e.g., by the buyer, with the attorney’s independent professional judgment or the attorney-client relationship with the seller; and 4) the seller’s secrets and confidentiality are preserved.

The complete list of the Commission’s formal opinions is published on the Board’s website.

EDUCATION AND OUTREACH

MCLE Seminars Approved by the Board

In conjunction with annual registration, the Board administers attorney compliance with Maine Bar Rule 5 — Continuing Legal Education (formerly Maine Bar Rule 12). Active attorneys are required to annually complete eleven hours of approved continuing legal education programming, including one hour of ethics or professionalism. In 2015, the Board approved 3,056 courses that were submitted by 504 providers.

CLE Presentations

The Board is committed to educating lawyers about the ethical considerations surrounding their law practice and ways to avoid common disciplinary problems. As part of this ongoing initiative, the Board co-sponsored a free seminar with the Maine State Bar Association on December 10, 2015, entitled, “The Crossroads of Ethics and the Practice of Law.” Attended by more than 200 attorneys, the seminar focused on four distinct practice areas: elder law, family law, criminal law, and tort law. Speakers offered their perspectives on current practices within substantive areas of law and related ethical issues and professional standards. The seminar concluded with highlights of recent trends and topics drawn from the Ethics Helpline, complaint matters, disciplinary decisions, and Professional Ethics Commission Opinions.

Speaking Engagements

Also on the education front, Bar Counsel spoke at 28 state and national continuing legal education seminars. Through those educational opportunities, Bar Counsel offered guidance on practice management, how to avoid ethical problems, updates on disciplinary decisions, and trends in the realm of ethics and professionalism. Bar Counsel welcomes the opportunity to provide CLE presentations to Maine lawyers and members of their staff on issues concerning ethics and professional responsibility.

Ethics Helpline

Bar Counsel, through the Ethics Helpline, provides informal ethics and professional responsibility advice to Maine attorneys. Members of the bar are encouraged to speak with Bar Counsel to discuss ethical dilemmas. Bar Counsel will

only provide such advice concerning the conduct of the inquiring attorney or another member of that attorney's law firm. Maine Bar Rule 2(c) prohibits Bar Counsel from advising an inquiring attorney about another attorney's actual or hypothetical conduct. *See also* Advisory Opinions #67 and #171. In 2015, Bar Counsel fielded 822 helpline calls; by comparison, 831 calls were received in 2014. The top ten subjects of inquiry were:

**THE ETHICS HELPLINE NUMBER IS
207-623-1122**

1. Conflicts of Interest
2. Client Confidentiality
3. Practice Management
4. Termination/Withdrawal from Representation
5. Contact with Opposing Counsel
6. Reporting Professional Misconduct
7. Fees Issues
8. Proxy Designation
9. Commencement of Representation
10. Grievance and Discipline Process Questions

Publications

The Board publishes a *Handbook for a Receiver of the Law Practice of a Disabled or Missing or Deceased ("DMD") Maine Attorney* and a *Practice Closing Guide*. Both publications are available in PDF format on the Board's website. The Board also publishes and distributes brochures to the public regarding how to file a grievance complaint and/or a fee arbitration petition.

PROFESSIONAL UPDATE FOR MAINE LAWYERS AND JUDGES

As part of the Board's ongoing educational outreach to members of the bar, the Board publishes a bi-monthly electronic newsletter entitled *Professional Update for Maine Lawyers and Judges*. In addition to administrative updates, statistical data, notice of rule amendments and Court news, Bar Counsel publishes a regular feature entitled *Bar Counsel Notes* wherein Bar Counsel provides ethical guidance to members of the bar. The newsletter also highlights an "Enduring Ethics Opinion" concerning earlier advisory opinions issued by the Professional Ethics Commission that remain relevant and in effect under the Maine Rules of Professional Conduct.

Registration Statistics

<i>Resident</i>	
Active	3,813
Emeritus	5
Federal Judiciary	12
Maine Judiciary	67
Law Clerk	28
Subtotal:	3,925
<i>Non-Resident</i>	
Active	1,375
Law Clerk	2
Subtotal:	1,377
Total:	5,302

REGISTRATION

The Board maintains a Register of attorneys who are active members of the bar in the State of Maine, as well as records of inactive, resigned, suspended, and disbarred attorneys. At the end of 2015, the active registration roll total was 5,302, representing a decrease of 6 attorneys over the prior year.

Administrative Suspensions

Maine Bar Rule 4 requires attorneys to annually renew their license with the Board. In 2015, 65 attorneys were administratively suspended for failing to complete the registration process.

Demographics

Registration demographic statistics show that 71% of Maine's resident attorney population is concentrated in three counties: Cumberland, Kennebec, and Penobscot. Age demographics show that 21% of the resident bar is younger than 40, 44% are between the ages of 40 and 59, and that 35% are 60 years or older.

Statistics also show that women make up 36% of the bar and men represent 64% of the bar.

FUNDING

Although the Board is subject to the oversight of the Maine Supreme Judicial Court, the Board receives no public taxpayer monies to subsidize its operations. The Board operates on a fiscal year July 1 through June 30. The Board's annual budget is reviewed and approved by the Court. At the conclusion of each fiscal year an audit of the Board's financial statements is conducted pursuant to the Maine Bar Rules. As of June 30, 2015, the Fund Balance stood at \$703,564.

In addition to the receipt of licensing fees, the Board also assists with the collection of the annual attorney fee assessment on behalf of the Lawyers' Fund for Client Protection (LFCP) and the Maine Assistance Program for Lawyers and Judges (MAP).

The purpose of the LFCP is to promote public confidence in the administration of justice and the integrity of the legal profession by reimbursing clients who suffer losses caused by an attorney's dishonest conduct. Generally, such conduct involves the misuse of funds in the care of the attorney or the misappropriation of funds for the attorney's personal benefit.

MAP has three purposes: to protect the interests of clients and the general public from harm caused by impaired lawyers or judges, to confidentially assist impaired members of the profession to begin and continue recovery, and to educate the bench, the bar, and the public as to the causes of and remedies for impairments affecting members of the legal profession.



RECOGNIZING VOLUNTEERS

The Board fulfills its mission with the assistance of volunteer attorneys and members of the public. Collectively, they devote hundreds of hours each year to protect the public. The work of the Board could not be accomplished without the donation of their time, talent, and expertise.

RECEIVER RECOGNITION

Lawyers are specially appointed by the Court pursuant to Maine Bar Rule 32 to wind down the practices of attorneys that were determined to be disabled, missing, deceased, or unable to practice as a result of a disciplinary matter. As a service to the public and the bar, Receivers donate countless hours to ensure that clients are protected. The following attorneys are recognized for the completion of their Receiver work in 2015:

Molly Sinclair, Esq. — PallaSinclair Law Offices, Westbrook

Sebastian Dennen, Esq. — Brunswick

Gregory P. Dorr, Esq. — Farrell, Rosenblatt & Russell, Bangor

Jon S. Oxman, Esq. — Linnell, Choate & Webber, LLP, Auburn

PROFESSIONAL ETHICS COMMISSION

Robert J. Stolt, Esq., Chair — Augusta
James M. Bowie, Esq. — Portland
John B. Cole, Esq. — Lewiston
Rita M. Farry, Esq. — Yarmouth

David L. Herzer, Jr., Esq. — Portland
Barry K. Mills, Esq. — Ellsworth
Anne-Marie L. Storey, Esq. — Bangor
Allan A. Toubman, Esq. — Rockland

GRIEVANCE COMMISSION

Peter C. Fessenden, Esq., Chair — Brunswick
Sarah McPartland-Good, Esq., Vice Chair — Orono
David S. Abramson, Esq. — Portland
John Alfano — Biddeford
Michael W. Arthur, LCPC — Brunswick
Daniel P. Belyea — Bangor
Frank H. Bishop, Esq. — Presque Isle
M. Ray Bradford, Jr., Esq. — Bangor
L. Dennis Carrillo, Esq. — Waterville
Peter Clifford, Esq. — Kennebunk
Teresa M. Cloutier, Esq. — Augusta
Sallie M. Crittendon — Harpswell
Richard P. Dana, C.P.A. — Cape Elizabeth
Mary A. Denison, Esq. — Winthrop
Steven E. Diaz, MD, FACEP — Waterville
Martica S. Douglas, Esq. — Portland
Emilie Van Eeghen — Canaan
David J. Fletcher, Esq. — Calais
Robert S. Frank, Esq. — Portland
John P. Gause, Esq. — Bangor
Franklin D. Gooding — Saco
Robert S. Hark, Esq. — Portland
Catherine L. Haynes, Esq. — Ellsworth
Jennifer E. Hoopes, Esq. — Portland

Andre James Hungerford, Esq. — Portland
John C. Hunt, Esq. — Kennebunk
Jonathan Huntington, Esq. — Wayne
Gretchen L. Jones, Esq. — Brunswick
Thomas H. Kelley, Esq. — Portland
Jud Knox — York
Bernard Kubetz, Esq. — Bangor
Justin D. LeBlanc, Esq. — Portland
Sophia Leotsakos-Wilson — Orono
James A. McKenna III, Esq. — Hallowell
Marjorie M. Medd — Norway
Cynthia M. Mehnert, Esq. — Bangor
Catherine C. Miller, Esq. — Portland
Elizabeth Shradel Miller — Augusta
James Edward Nelson — Saco
Margaret J. Palmer, Ph.D. — New Gloucester
Kenneth L. Roberts — Scarborough
Carolyn A. Silsby, Esq. — Augusta
Lisa K. Toner, Esq. — Portland
Harold Stewart, Esq. — Presque Isle
Vendean V. Vafiades, Esq. — Portland
Milton R. Wright — Readfield

FEE ARBITRATION COMMISSION

Christopher L. Mann, Esq., Chair — Augusta
Michael H. Ayotte, Esq. — Saco
Brett D. Baber, Esq. — Bangor
Tara K. Bates, Esq. — Lewiston
Edmond J. Bearor, Esq. — Bangor
Paul F. Bolin — Bangor
Rufus E. Brown, Esq. — Portland
Rebecca A. Cayford, Esq. — Skowhegan
Steven E. Cope, Esq. — Portland
Rick Dacri — Kennebunk
Mary A. Davis, Esq. — Portland
Darren Defoe, Esq. — Biddeford
Cathy A. DeMerchant — Augusta
Susan E. Driscoll, Esq. — Kennebunk
Arthur H. Dumas, Esq. — Sanford
Thomas P. Elias, Esq. — York
Philip D. Fearon — Saco
Jeffrey William Fitch — Bangor
Carrie Folsom, Esq. — Lewiston

David M. Glasser, Esq. — Camden
Peter G. Hastings, Esq. — Fryeburg
Sandra Hodge — Alna
Naomi H. Honeth, Esq. — Portland
Dennis L. Jones, Esq. — Farmingdale
Heidi J. Kinney — Orrington
Michael J. Levey, Esq. — Winthrop
F. Todd Lowell, Esq. — Bangor
Peter T. Marchesi, Esq. — Waterville
Daniel J. Mitchell, Esq. — Portland
Jon S. Oxman, Esq. — Auburn
Lori M. Pelletier — Kennebunk
Michael R. Poulin, Esq. — Auburn
Michael B. Reynolds — Raymond
Timothy Smith, CPA — Ellsworth
Edward M. Snook — Auburn
Stephen W. Veazey — Norway
Timothy C. Woodcock, Esq. — Bangor

SPECIAL RECOGNITION

The following commission members' service ended in 2015:

GRIEVANCE COMMISSION

Peter C. Fessenden, Esq., Chair — Brunswick
Mary A. Denison, Esq. — Winthrop
Martica S. Douglas, Esq. — Portland
John C. Hunt, Esq. — Kennebunk

Bernard Kubetz, Esq. — Bangor
Marjorie M. Medd — Norway
Kenneth L. Roberts — Scarborough

FEE ARBITRATION COMMISSION

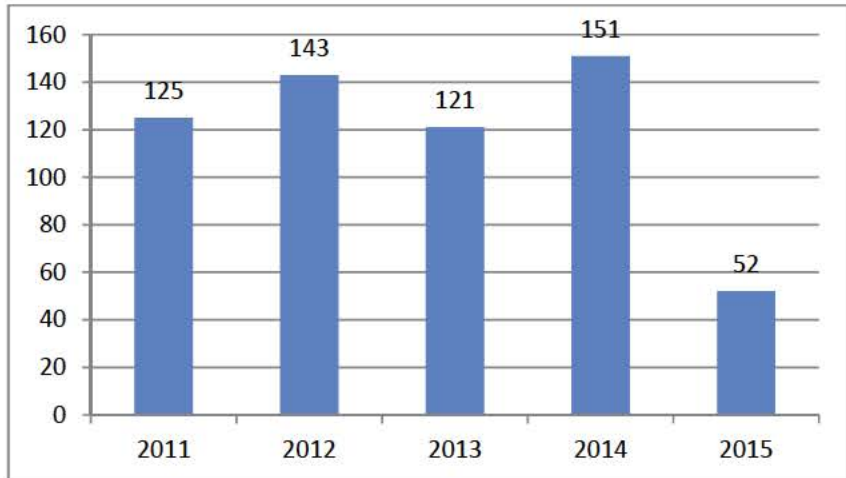
Christopher L. Mann, Esq., Chair — Augusta
Michael H. Ayotte, Esq. — Saco
Tara K. Bates, Esq. — Lewiston
Rufus E. Brown, Esq. — Portland
Darren Defoe, Esq. — Biddeford
Cathy A. DeMerchant — Augusta

David M. Glasser, Esq. — Camden
Peter G. Hastings, Esq. — Fryeburg
Timothy Smith, CPA — Ellsworth
Edward M. Snook — Auburn
Stephen W. Veazey — Norway



BAR COUNSEL FILES

Year	Total	Variance
2011	125	-19.87%
2012	143	14.40%
2013	121	-15.38%
2014	151	24.79%
2015	52	-65.56%



Respondents by County

	2011		2012		2013		2014		2015	
Androscoggin	9	7.20%	7	4.90%	14	11.57%	17	11.26%	4	7.69%
Aroostook	10	8.00%	6	4.20%	4	3.31%	6	3.97%	0	0%
Cumberland	29	23.20%	41	28.67%	35	28.93%	59	39.07%	19	36.54%
Franklin	1	0.80%	2	1.40%	0	0%	0	0%	1	1.92%
Hancock	3	2.40%	7	4.90%	3	2.48%	4	2.65%	4	7.69%
Kennebec	23	18.40%	18	12.59%	17	14.05%	23	15.23%	9	17.31%
Knox	2	1.60%	4	2.80%	2	1.65%	4	2.65%	0	0%
Lincoln	2	1.60%	4	2.80%	3	2.48%	1	0.66%	0	0%
Oxford	3	2.40%	6	4.20%	2	1.65%	2	1.32%	1	1.92%
Penobscot	17	13.60%	13	9.09%	16	13.22%	8	5.30%	1	1.92%
Piscataquis	1	0.80%	0	0%	0	0%	0	0%	0	0%
Sagadahoc	0	0%	1	0.70%	1	0.83%	3	1.99%	1	1.92%
Somerset	1	0.80%	7	4.90%	2	1.65%	3	1.99%	1	1.92%
Waldo	2	1.60%	6	4.20%	5	4.13%	4	2.65%	2	3.85%
Washington	8	6.40%	5	3.50%	5	4.13%	1	0.66%	1	1.92%
York	10	8.00%	12	8.39%	9	7.44%	11	7.28%	8	15.38%
Out-of-State	4	3.20%	4	2.80%	3	2.48%	5	3.31%	0	0%
Total:	125		143		121		151		52	

BAR COUNSEL FILES

Area of Law

	2011		2012		2013		2014		2015	
Admin./Municipal	0	0%	7	4.90%	7	5.79%	7	4.64%	5	9.62%
ADR/Mediation	1	0.80%	1	0.70%	0	0%	0	0%	0	0%
Bankruptcy	3	2.40%	1	0.70%	2	1.65%	0	0%	0	0%
Child Protection	2	1.60%	1	0.70%	0	0%	1	0.66%	0	0%
Civil Rights	0	0%	1	0.70%	1	0.83%	3	1.99%	0	0%
Collections	3	2.40%	3	2.10%	9	7.44%	8	5.30%	2	3.85%
Commercial/Business	1	0.80%	7	4.90%	2	1.65%	4	2.65%	0	0%
Contracts/Consumer	1	0.80%	2	1.40%	0	0%	2	1.32%	0	0%
Criminal Conviction	1	0.80%	0	0%	0	0%	43	28.48%	13	25.00%
Criminal	24	19.20%	30	20.98%	18	14.88%	0	0%	0	0%
Elder	1	0.80%	1	0.70%	1	0.83%	0	0%	1	1.92%
Employment	0	0%	0	0%	4	3.31%	2	1.32%	0	0%
Environmental	0	0%	0	0%	1	0.83%	0	0%	0	0%
Family	33	26.40%	29	20.28%	25	20.66%	30	19.87%	5	9.62%
Foreclosure	2	1.60%	3	2.10%	0	0%	0	0%	1	1.92%
General Practice	1	0.80%	0	0%	1	0.83%	2	1.32%	0	0%
Health	3	2.40%	0	0%	1	0.83%	0	0%	0	0%
Immigration	0	0%	0	0%	1	0.83%	0	0%	0	0%
Insurance	1	0.80%	0	0%	0	0%	0	0%	0	0%
Landlord/Tenant	1	0.80%	3	2.10%	6	4.96%	3	1.99%	1	1.92%
Law-Related Services	0	0%	1	0.70%	0	0%	0	0%	0	0%
Other/Unknown	6	4.80%	3	2.10%	1	0.83%	1	0.66%	2	3.85%
PFA/Harassment	2	1.60%	4	2.80%	2	1.65%	1	0.66%	2	3.85%
Real Estate	14	11.20%	25	17.48%	18	14.88%	17	11.26%	5	9.62%
Social Security	0	0%	1	0.70%	0	0%	1	0.66%	0	0%
Torts	11	8.80%	3	2.10%	8	6.61%	6	3.97%	3	5.77%
Wills/Estates/Probate	11	8.80%	17	11.89%	11	9.09%	19	12.58%	11	21.15%
Workers' Comp.	3	2.40%	0	0%	2	1.65%	1	0.66%	1	1.92%
Total:	125		143		121		151		52	

Complaint Source

	2011		2012		2013		2014		2015	
Attorney	4	3.20%	10	6.99%	2	1.65%	5	3.31%	1	0%
Beneficiary	2	1.60%	0	0%	0	0%	2	1.32%	0	23.08%
Client	44	35.20%	26	18.18%	30	24.79%	43	28.48%	12	0%
Law Enforcement	1	0.80%	0	0%	0	0%	0	0%	0	0%
Opposing Counsel	1	0.80%	0	0%	1	0.83%	1	0.66%	0	34.62%
Opposing Party	49	39.20%	57	39.86%	50	41.32%	56	37.09%	18	38.46%
Other/Unknown	23	18.40%	50	34.97%	38	31.40%	44	29.14%	20	1.92%
Sua Sponte	0	0%	0	0%	0	0%	0	0%	1	0%
Vendor	1	0.80%	0	0%	0	0%	0	0%	0	0%
Total:	125		143		121		151		52	

BAR COUNSEL FILES

Disposition – All Cases

	2011	2012	2013	2014	2015
Referred to Grievance Commission	0	0	1	0	0
Dismissal with Investigation	108	100	84	105	42
Dismissal without Investigation	18	38	36	46	24
Total:	126	138	121	151	66

Public Member Review Disposition

	2011	2012	2013	2014	2015
Dismissal Approved	33	43	44	46	27
Dismissal Disapproved	0	2	1	0	1
Total:	33	45	45	46	28

Disposition – Distinct Respondents

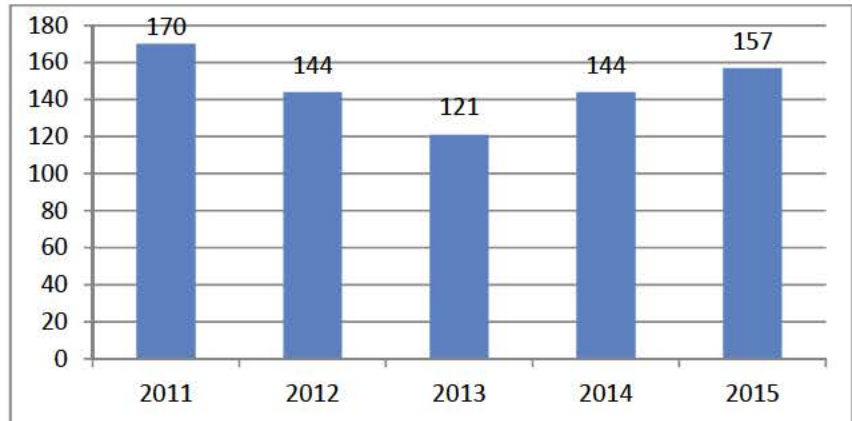
	2011	2012	2013	2014	2015
Referred to Grievance Commission	0	0	1	1	0
Dismissal with Investigation	103	91	81	96	39
Dismissal without Investigation	16	35	34	42	23
Total:	119	126	116	139	62

Public Member Review Disposition

	2011	2012	2013	2014	2015
Dismissal Approved	33	43	41	45	24
Dismissal Disapproved	0	2	1	0	1
Total:	33	45	42	45	25

GRIEVANCE COMMISSION FILES

Year	Total	Variance
2011	170	9.68%
2012	144	-15.29%
2013	121	-15.97%
2014	144	19.01%
2015	157	9.03%



Respondents by County

	2011		2012		2013		2014		2015	
Androscoggin	6	3.53%	9	6.25%	7	5.79%	13	8.97%	13	8.28%
Aroostook	14	8.24%	4	2.78%	10	8.26%	5	3.45%	4	2.55%
Cumberland	54	31.76%	64	44.44%	27	22.31%	33	22.76%	54	34.39%
Franklin	0	0%	2	1.39%	4	3.31%	2	1.38%	0	0%
Hancock	14	8.24%	3	2.08%	4	3.31%	8	5.52%	7	4.46%
Kennebec	7	4.12%	7	4.86%	6	4.96%	19	13.10%	16	10.19%
Knox	4	2.35%	3	2.08%	6	4.96%	5	3.45%	10	6.37%
Lincoln	2	1.18%	3	2.08%	4	3.31%	2	1.38%	0	0%
Oxford	2	1.18%	2	1.39%	0	0%	3	2.07%	5	3.18%
Penobscot	12	7.06%	20	13.89%	18	14.88%	18	12.41%	9	5.73%
Piscataquis	1	0.59%	0	0%	2	1.65%	0	0%	0	0%
Sagadahoc	7	4.12%	1	0.69%	3	2.48%	5	3.45%	1	0.64%
Somerset	2	1.18%	2	1.39%	1	0.83%	0	0%	3	1.91%
Waldo	2	1.18%	2	1.39%	0	0%	1	0.69%	10	6.37%
Washington	6	3.53%	0	0%	2	1.65%	1	0.69%	0	0%
York	16	9.41%	11	7.64%	15	12.40%	17	11.72%	11	7.01%
Out-of-State	21	12.35%	11	7.64%	12	9.92%	13	8.97%	14	8.92%
Total:	170		144		121		145		157	

GRIEVANCE COMMISSION FILES

Area of Law

	2011		2012		2013		2014		2015	
Administrative	0	0%	0	0%	0	0%	0	0%	18	11.46%
Admin./Municipal	4	2.35%	1	0.69%	3	2.48%	2	1.38%	2	1.27%
ADR/Mediation	2	1.18%	0	0%	0	0%	0	0%	0	0%
Antitrust	1	0.59%	0	0%	0	0%	0	0%	0	0%
Appellate	0	0%	1	0.69%	0	0%	0	0%	0	0%
Bankruptcy	5	2.94%	5	3.47%	4	3.31%	3	2.07%	5	3.18%
Child Protection	1	0.59%	1	0.69%	2	1.65%	2	1.38%	0	0%
Civil Rights	0	0%	0	0%	1	0.83%	0	0%	0	0%
Collections	7	4.12%	4	2.78%	3	2.48%	0	0%	2	1.27%
Commercial/Business	10	5.88%	11	7.64%	2	1.65%	2	1.38%	3	1.91%
Contracts/Consumer	3	1.76%	1	0.69%	1	0.83%	2	1.38%	4	2.55%
Corporate	0	0%	1	0.69%	1	0.83%	0	0%	0	0%
Criminal Conviction	0	0%	0	0%	1	0.83%	1	0.69%	0	0%
Criminal	24	14.12%	19	13.19%	13	10.74%	24	16.55%	23	14.65%
Elder	0	0%	0	0%	0	0%	0	0%	1	0.64%
Election	0	0%	0	0%	1	0.83%	0	0%	0	0%
Employment	0	0%	3	2.08%	0	0%	1	0.69%	3	1.91%
Family	44	25.88%	38	26.39%	29	23.97%	34	23.45%	25	15.92%
Foreclosure Law	5	2.94%	3	2.08%	1	0.83%	1	0.69%	5	3.18%
General Practice	2	1.18%	5	3.47%	6	4.96%	21	14.48%	3	1.91%
Health	0	0%	0	0%	1	0.83%	0	0%	0	0%
Immigration	0	0%	0	0%	1	0.83%	4	2.76%	1	0.64%
Insurance	4	2.35%	0	0%	2	1.65%	0	0%	1	0.64%
Landlord/Tenant	1	0.59%	1	0.69%	16	13.22%	1	0.69%	2	1.27%
Practice Management	17	10%	13	9.03%	0	0%	2	1.38%	1	0.64%
Litigation/Civil	0	0%	0	0%	0	0%	0	0%	2	1.27%
Municipal	0	0%	0	0%	0	0%	2	1.38%	1	0.64%
PFA/Harassment	3	1.76%	3	2.08%	0	0%	2	1.38%	2	1.27%
Real Estate	8	4.71%	15	10.42%	14	11.57%	15	10.34%	14	8.92%
Reinstatement	0	0%	0	0%	0	0%	0	0%	1	0.64%
Social Security	1	0.59%	1	0.69%	0	0%	2	1.38%	2	1.27%
Taxation	0	0%	0	0%	0	0%	1	0.69%	0	0%
Torts	8	4.71%	6	4.17%	6	4.96%	7	4.83%	10	6.37%
Wills/Estates/Probate	12	7.06%	6	4.17%	11	9.09%	14	9.66%	16	10.19%
Workers' Comp.	2	1.18%	3	2.08%	1	0.83%	2	1.38%	4	2.55%
Other/Unknown	6	3.53%	3	2.08%	1	0.83%	0	0%	6	3.82%
Total:	170		144		121		145		157	

GRIEVANCE COMMISSION FILES

Respondent Firm Size

	2011		2012		2013		2014		2015	
1	93	54.71%	64	44.44%	63	52.07%	65	44.83%	62	39.49%
2 - 5	48	28.24%	42	29.17%	42	34.71%	52	35.86%	48	30.57%
6 - 9	9	5.29%	10	6.94%	9	7.44%	7	4.83%	15	9.55%
10 - 19	7	4.12%	7	4.86%	1	0.83%	7	4.83%	15	9.55%
20 - 49	3	1.76%	7	4.86%	3	2.48%	5	3.45%	8	5.10%
50 - 99	1	0.59%	0	0%	0	0%	2	1.38%	0	0%
≥100	3	1.76%	6	4.17%	0	0%	0	0%	4	2.55%
Unknown	6	3.53%	8	5.56%	3	2.48%	7	4.83%	5	3.18%
Total:	170		144		121		145		157	

Respondent Age

	2011		2012		2013		2014		2015	
29 or less	3	1.76%	1	0.69%	0	0%	0	0%	0	0%
30 - 34	8	4.71%	2	1.39%	8	6.61%	7	4.83%	4	2.55%
35 - 39	16	9.41%	14	9.72%	7	5.79%	11	7.59%	11	7.01%
40 - 44	25	14.71%	19	13.19%	19	15.70%	19	13.10%	14	8.92%
45 - 49	18	10.59%	19	13.19%	11	9.09%	28	19.31%	16	10.19%
50 - 54	23	13.53%	25	17.36%	17	14.05%	21	14.48%	14	8.92%
55 - 59	35	20.59%	17	11.81%	18	14.88%	16	11.03%	15	9.55%
60 - 64	26	15.29%	15	10.42%	19	15.70%	23	15.86%	18	11.46%
65-69	11	6.47%	22	15.28%	16	13.22%	13	8.97%	36	22.93%
≥70	5	2.94%	8	5.56%	6	4.96%	7	4.83%	21	13.38%
Unknown	0	0%	2	1.39%	0	0%	0	0%	8	5.10%
Total:	170		144		121		145		157	

Complaint Source

	2011		2012		2013		2014		2015	
Attorney	16	9.41%	11	7.64%	15	12.40%	29	20%	10	6.37%
Beneficiary	2	1.18%	0	0%	0	0%	0	0%	7	4.46%
Client	85	50%	73	50.69%	61	50.41%	74	51.03%	54	34.39%
Court Order	1	0.59%	0	0%	0	0%	1	0.69%	1	0.64%
Judge	2	1.18%	0	0%	3	2.48%	0	0%	2	1.27%
Law Enforcement	1	0.59%	0	0%	0	0%	0	0%	0	0%
Opposing Counsel	1	0.59%	0	0%	2	1.65%	5	3.45%	4	2.55%
Opposing Party	30	17.65%	29	20.14%	16	13.22%	9	6.21%	34	21.66%
Party	0	0%	0	0%	0	0%	0	0%	2	1.27%
Self Report	0	0%	0	0%	0	0%	0	0%	2	1.27%
Sua Sponte	21	12.35%	13	9.03%	20	16.53%	11	7.59%	22	14.01%
Vendor	1	0.59%	1	0.69%	0	0%	0	0%	1	0.64%
Other	10	5.88%	17	11.81%	4	3.31%	16	11.03%	18	11.46%
Total:	170		144		121		145		157	

GRIEVANCE COMMISSION AND COURT MATTERS

Sanction Cases by Area of Law*

	2011		2012		2013		2014		2015	
Admin./Municipal	0	0%	0	0%	1	1.27%	4	6.90%	0	0%
Appellate	0	0%	0	0%	1	1.27%	0	0%	0	0%
Bankruptcy	3	6.98%	1	1.61%	1	1.27%	2	3.45%	0	0%
Child Protection	0	0%	0	0%	1	1.27%	1	1.72%	1	2.56%
Collections	0	0%	3	4.84%	2	2.53%	0	0%	0	0%
Commercial/Business	4	9.30%	4	6.45%	2	2.53%	0	0%	2	5.13%
Contracts/Consumer	1	2.33%	0	0%	1	1.27%	1	1.72%	0	0%
Corporate	0	0%	0	0%	1	1.27%	0	0%	0	0%
Criminal	5	11.63%	4	6.45%	8	10.13%	5	8.62%	4	10.26%
Elder	1	2.33%	0	0%	0	0%	0	0%	0	0%
Employment	2	4.65%	1	1.61%	0	0%	0	0%	0	0%
Family	4	9.30%	12	19.35%	20	25.32%	14	24.14%	5	12.82%
Foreclosure	0	0%	0	0%	1	1.27%	1	1.72%	0	0%
General Practice	1	2.33%	0	0%	5	6.33%	8	13.79%	11	28.21%
Immigration	0	0%	0	0%	0	0%	0	0%	2	5.13%
Insurance	0	0%	3	4.84%	0	0%	0	0%	0	0%
Landlord/Tenant	0	0%	1	1.61%	0	0%	1	1.72%	1	2.56%
Practice Management	8	18.60%	14	22.58%	18	22.78%	5	8.62%	0	0%
Real Estate	3	6.98%	5	8.06%	3	3.80%	8	13.79%	7	17.95%
Social Security	0	0%	0	0%	0	0%	0	0%	1	2.56%
Taxation	0	0%	1	1.61%	0	0%	1	1.72%	0	0%
Torts	2	4.65%	3	4.84%	2	2.53%	3	5.17%	0	0%
Wills/Estates/Probate	8	18.60%	8	12.90%	9	11.39%	4	6.90%	4	10.26%
Workers' Comp.	0	0%	0	0%	1	1.27%	0	0%	1	2.56%
Other	1	2.33%	2	3.23%	2	2.53%	0	0%	0	0%
Total:	43		62		79		58		39	

*Sanction Types: Dismissal with Warning, Admonition, Reprimand, Suspension, and Disbarment

Discipline Cases by Area of Law**

	2011		2012		2013		2014		2015	
Admin./Municipal Law	0	0%	0	0%	1	1.85%	4	11.11%	0	0%
Appellate	0	0%	0	0%	1	1.85%	0	0%	0	0%
Bankruptcy	2	7.41%	1	3.13%	1	1.85%	1	2.78%	0	0%
Child Protection	0	0%	0	0%	1	1.85%	0	0%	0	0%
Collections	0	0%	0	0%	1	1.85%	0	0%	0	0%
Commercial/Business	2	7.41%	3	9.38%	0	0%	0	0%	0	0%
Contracts/Consumer	1	3.70%	0	0%	0	0%	1	2.78%	0	0%
Criminal	2	7.41%	1	3.13%	6	11.11%	3	8.33%	2	11.11%
Employment	2	7.41%	1	3.13%	0	0%	0	0%	0	0%
Family	2	7.41%	5	15.63%	18	33.33%	9	25.00%	3	16.67%
General Practice	1	3.70%	0	0%	4	7.41%	7	19.44%	7	38.89%
Insurance	0	0%	2	6.25%	0	0%	0	0%	0	0%
Immigration	0	0%	0	0%	0	0%	0	0%	1	5.56%
Landlord/Tenant	0	0%	1	3.13%	0	0%	1	2.78%	0	0%
Practice Management	5	18.52%	9	28.13%	13	24.07%	4	11.11%	0	0%
Real Estate	1	3.70%	4	12.50%	1	1.85%	1	2.78%	3	16.67%
Taxation	0	0%	1	3.13%	0	0%	1	2.78%	0	0%
Torts	1	3.70%	2	6.25%	0	0%	3	8.33%	0	0%
Wills/Estates/Probate	7	25.93%	1	3.13%	6	11.11%	1	2.78%	0	0%
Workers' Comp.	0	0%	0	0%	0	0%	0	0%	0	0%
Other	1	3.70%	1	3.13%	1	1.85%	0	0%	2	11.11%
Total:	27		32		54		36		18	

**Discipline Types: Reprimand, Suspension, and Disbarment

GRIEVANCE COMMISSION AND COURT MATTERS

FINAL DISPOSITION

Bar Counsel	2011	2012	2013	2014	2015
BCF: Dismissal (Investigation)	109	102	86	105	45
BCF: Dismissal (No Investigation)	30	47	36	51	28
GCF: Dismissal (Investigation)	0	0	0	0	46
GCF: Dismissal (No Investigation)	0	0	0	0	7
Grievance Commission					
Case Review Dismissal	95	108	84	74	49
Case Review Dismissal with Warning	13	19	16	17	17
Hearing Dismissal	2	3	1	2	1
Hearing Dismissal with Warning	4	5	9	5	3
Hearing Admonition	0	0	0	0	1
Hearing Reprimand	16	15	18	4	13
Single Justice/Law Court					
Disbarment	1	4	4	1	0
Dismissal	0	6	0	0	0
Reciprocal Disbarment	2	1	0	0	1
Reciprocal Reprimand	0	0	0	1	0
Reciprocal Suspension	1	1	1	1	2
Reinstatement Approved					
<i>Administrative</i>	0	6	2	3	1
<i>Discipline</i>	3	0	0	0	1
Reinstatement Denied					
<i>Administrative</i>	0	0	0	0	1
<i>Discipline</i>	2	0	0	0	0
Reprimand	1	4	5	0	0
Resignation	2	1	7	2	1
Suspension	7	11	21	11	3
Suspended Suspension	0	0	2	5	0
Temporary Suspension	5	1	7	9	0
Board Dismissal	1	0	0	1	0
Total:	294	334	299	292	220

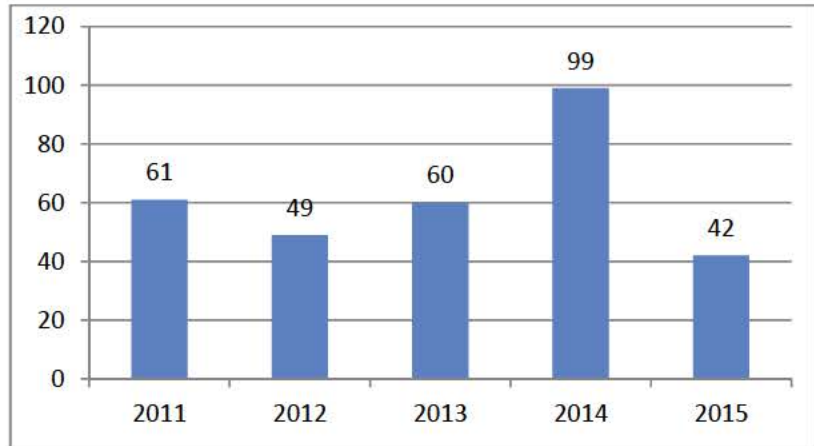
GRIEVANCE COMMISSION AND COURT MATTERS

FINAL DISPOSITION – DISTINCT RESPONDENTS

Bar Counsel	2011	2012	2013	2014	2015
BCF: Dismissal (Investigation)	104	93	83	96	42
BCF: Dismissal (No Investigation)	26	44	34	44	27
GCF: Dismissal (Investigation)	0	0	0	0	42
GCF: Dismissal (No Investigation)	0	0	0	0	7
Grievance Commission					
Case Review Dismissal	88	91	70	68	47
Case Review Dismissal with Warning	13	19	16	16	17
Hearing Dismissal	2	3	1	2	1
Hearing Dismissal with Warning	4	5	9	5	3
Hearing Admonition	0	0	0	0	1
Hearing Reprimand	11	14	17	4	13
Single Justice/Law Court					
Disbarment	1	1	1	1	0
Dismissal	0	6	0	0	0
Reciprocal Disbarment	2	1	0	0	0
Reciprocal Reprimand	0	0	0	1	0
Reciprocal Suspension	1	1	1	1	2
Reinstatement Approved					
<i>Administrative</i>	0	6	2	3	1
<i>Discipline</i>	3	0	0	0	1
Reinstatement Denied					
<i>Administrative</i>	0	0	0	0	0
<i>Discipline</i>	2	0	0	0	0
Reprimand	1	3	2	0	0
Resignation	2	1	3	2	1
Suspension	1	3	6	1	3
Suspended Suspension	0	0	2	3	0
Temporary Suspension	1	1	2	4	0
Board Dismissal	1	0	0	1	0
Total:	263	292	249	252	208

FEE ARBITRATION PETITIONS

Year	Total	Variance
2011	61	19.61%
2012	49	-19.67
2013	60	27.45%
2014	99	65.00%
2015	42	-30%



Respondents by County

	2011		2012		2013		2014		2015	
Androscoggin	8	13.11%	4	8.16%	8	13.33%	23	23.23%	9	21.43%
Aroostook	2	3.28%	3	6.12%	2	3.33%	2	2.02%	0	0%
Cumberland	24	39.34%	14	28.57%	16	26.67%	13	13.13%	17	40.48%
Franklin	0	0%	3	6.12%	1	1.67%	2	2.02%	0	0%
Hancock	1	1.64%	1	2.04%	1	1.67%	1	1.01%	0	0%
Kennebec	1	1.64%	6	12.24%	4	6.67%	13	13.13%	2	4.76%
Knox	1	1.64%	0	0%	3	5.00%	0	0%	2	4.76%
Lincoln	1	1.64%	1	2.04%	2	3.33%	1	1.01%	0	0%
Oxford	3	4.92%	0	0%	1	1.67%	2	2.02%	2	4.76%
Penobscot	10	16.39%	7	14.29%	10	16.67%	18	18.18%	4	9.52%
Piscataquis	2	3.28%	0	0%	0	0%	0	0%	0	0%
Sagadahoc	3	4.92%	3	6.12%	2	3.33%	1	1.01%	0	0%
Somerset	1	1.64%	1	2.04%	1	1.67%	1	1.01%	0	0%
Waldo	0	0%	0	0%	0	0%	1	1.01%	0	0%
Washington	0	0%	1	2.04%	0	0%	0	0%	0	0%
York	3	4.92%	2	4.08%	8	13.33%	13	13.13%	6	14.29%
Out-of-State	1	1.64%	3	6.12%	1	1.67%	8	8.08%	0	0%
Total:	61		49		60		99		42	

FEE ARBITRATION PETITIONS

Respondent Firm Size

	2011		2012		2013		2014		2015	
1	29	47.54%	24	48.98%	24	40%	63	63.64%	20	47.62%
2 - 5	26	42.62%	15	30.61%	21	35.00%	30	30.30%	16	38.10%
6 - 9	3	4.92%	0	0%	4	6.67%	5	5.05%	2	4.76%
10 - 19	3	4.92%	7	14.29%	7	11.67%	0	0%	2	4.76%
20 - 49	0	0%	0	0%	3	5.00%	0	0%	1	2.38%
50 - 99	0	0%	1	2.04%	0	0%	0	0%	0	0%
≥100	0	0%	1	2.04%	0	0%	0	0%	0	0%
Unknown	0	0%	1	2.04%	1	1.67%	1	1.01%	1	2.38%
Total:	61		49		60		99		42	

Respondent Age

	2011		2012		2013		2014		2015	
29 or less	1	1.64%	0	0%	2	3.33%	0	0%	0	0%
30 - 34	2	3.28%	1	2.04%	5	8.33%	4	4.04%	1	2.38%
35 - 39	4	6.56%	3	6.12%	4	6.67%	9	9.09%	1	2.38%
40 - 44	7	11.48%	8	16.33%	12	20%	7	7.07%	2	4.76%
45 - 49	1	1.64%	3	6.12%	7	11.67%	13	13.13%	3	7.14%
50 - 54	7	11.48%	4	8.16%	4	6.67%	6	6.06%	3	7.14%
55 - 59	10	16.39%	9	18.37%	6	10%	21	21.21%	10	23.81%
60 - 64	14	22.95%	4	8.16%	8	13.33%	12	12.12%	10	23.81%
65-69	8	13.11%	12	24.49%	5	8.33%	20	20.20%	7	16.67%
≥70	7	11.48%	4	8.16%	6	10%	7	7.07%	5	11.90%
Unknown	0	0%	1	2.04%	1	1.67%	0	0%	0	0%
Total:	61		49		60		99		42	

Complaint Source

	2011		2012		2013		2014		2015	
Attorney	2	3.28%	2	4.08%	1	1.67%	3	3.03%	0	0%
Beneficiary	0	0%	0	0%	0	0%	1	1.01%	0	0%
Client	57	93.44%	41	83.67%	53	88.33%	90	90.91%	39	92.86%
Opposing Party	0	0%	1	2.04%	1	1.67%	0	0%	0	0%
Vendor	2	3.28%	0	0%	0	0%	0	0%	0	0%
Other	0	0%	5	10.20%	5	8.33%	5	5.05%	3	7.14%
Total:	61		49		60		99		42	

FEE ARBITRATION PETITIONS

Area of Law

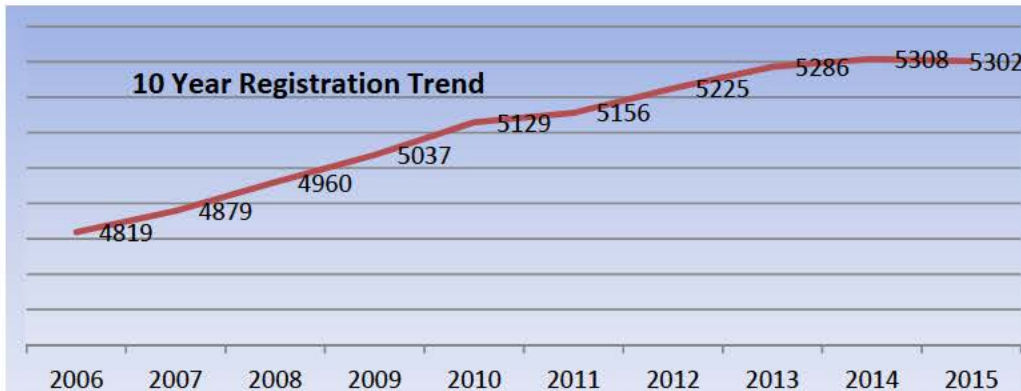
	2011		2012		2013		2014		2015	
Admin./Municipal	1	1.64%	1	2.08%	1	1.61%	2	2.50%	2	3.28%
Banking	1	1.64%	0	0%	0	0%	0	0%	1	1.64%
Bankruptcy	4	6.56%	2	4.17%	3	4.84%	3	3.75%	3	4.92%
Civil Rights	0	0%	0	0%	1	1.61%	0	0%	0	0%
Collections	3	4.92%	1	2.08%	0	0%	0	0%	0	0%
Commercial/Business	2	3.28%	5	10.42%	2	3.23%	0	0%	2	3.28%
Contracts/Consumer	1	1.64%	1	2.08%	1	1.61%	1	1.25%	0	0%
Corporate	0	0%	1	2.08%	1	1.61%	0	0%	0	0%
Criminal	11	18.03%	4	8.33%	5	8.06%	14	17.50%	7	11.48%
Education	0	0%	0	0%	1	1.61%	0	0%	0	0%
Employment	2	3.28%	0	0%	3	4.84%	2	2.50%	0	0%
Family	22	36.07%	14	29.17%	28	45.16%	34	42.50%	16	26.23%
Foreclosure	0	0%	0	0%	0	0%	0	0%	1	1.64%
Immigration	0	0%	0	0%	0	0%	0	0%	1	1.64%
Insurance	1	1.64%	1	2.08%	0	0%	2	2.50%	0	0%
Landlord/Tenant	0	0%	1	2.08%	0	0%	2	2.50%	1	1.64%
PFA/Harassment	1	1.64%	2	4.17%	0	0%	1	1.25%	6	9.84%
Real Estate	1	1.64%	9	18.75%	7	11.29%	9	11.25%	0	0%
Social Security	0	0%	1	2.08%	1	1.61%	3	3.75%	0	0%
Taxation	1	1.64%	0	0%	0	0%	1	1.25%	5	8.20%
Torts	1	1.64%	0	0%	3	4.84%	1	1.25%	12	19.67%
Wills/Estates/Probate	7	11.48%	3	6.25%	3	4.84%	2	2.50%	1	1.64%
Workers' Comp.	1	1.64%	1	2.08%	1	1.61%	3	3.75%	1	1.64%
Other/Unknown	1	1.64%	1	2.08%	1	1.61%	0	0%	2	3.28%
Total:	61		48		62		80		61	

Final Disposition

	2011	2012	2013	2014	2015
Administrative Dismissal	0	0	1	0	1
Award to Respondent	8	9	13	21	20
Award to Petitioner	21	18	22	21	14
Dismissal	30	22	26	38	26
Total:	59	49	62	80	61

REGISTRATION STATISTICS

	2011		2012		2013		2014		2015	
Resident Attorneys										
Active	3742	72.58%	3754	71.85%	3807	72.02%	3828	72.12%	3813	71.92%
Emeritus	4	0.08%	2	0.04%	3	0.06%	5	0.09%	5	0.09%
Federal Judiciary	0	0%	0	0%	10	0.19%	12	0.23%	12	0.23%
Maine Judiciary	82	1.59%	82	1.57%	68	1.29%	69	1.30%	67	1.26%
Law Clerk	25	0.48%	26	0.50%	25	0.47%	30	0.57%	28	0.53%
Subtotal:	3853	74.73%	3864	73.95%	3913	74.03%	3944	74.30%	3925	74.03%
Non - Resident Attorneys										
Active	1298	25.17%	1360	26.03%	1366	25.84%	1361	25.64%	1375	25.93%
Law Clerk	5	0.10%	1	0.02%	7	0.13%	3	0.06%	2	0.04%
Subtotal:	1303	25.27%	1361	26.05%	1373	25.97%	1364	25.70%	1377	25.97%
Total	5156		5225		5286		5308		5302	
Prior Year Variance	27	0.53%	69	1.34%	61	1.17%	22	0.42%	-6	-0.11%



Age Breakdown

≤ 29	193	3.64%
30 - 34	444	8.37%
35 - 39	496	9.35%
40 - 44	471	8.88%
45 - 49	586	11.05%
50 - 54	644	12.15%
55 - 59	772	14.56%
60 - 64	749	14.13%
65 - 69	566	10.68%
≥70	381	7.19%
Total:	5302	

Years Admitted to Practice

5 or Less Years	780	14.71%	41 to 45 Years	295	5.56%
6 to 10 Years	681	12.84%	46 to 50 Years	94	1.77%
11 to 15 Years	587	11.07%	51 to 55 Years	34	0.64%
16 to 20 Years	583	11.00%	56 to 60 Years	14	0.26%
21 to 25 Years	583	11.00%	61 to 65 Years	9	0.17%
26 to 30 Years	698	13.16%	66 to 70 Years	6	0.11%
31 to 35 Years	507	9.56%	71 to 75 Years	0	0%
36 to 40 Years	450	8.49%	76 to 80 Years	1	0.02%

REGISTRATION STATISTICS

County Demographics

	2011		2012		2013		2014		2015	
Androscoggin	219	4.25%	202	3.87%	208	3.93%	208	3.92%	209	3.94%
Aroostook	78	1.51%	75	1.44%	74	1.40%	72	1.36%	75	1.41%
Cumberland	1898	36.81%	1916	36.67%	1948	36.85%	1976	37.23%	1987	37.48%
Franklin	33	0.64%	36	0.69%	33	0.62%	31	0.58%	27	0.51%
Hancock	100	1.94%	101	1.93%	109	2.06%	106	2.00%	104	1.96%
Kennebec	471	9.13%	472	9.03%	489	9.25%	499	9.40%	487	9.19%
Knox	101	1.96%	105	2.01%	107	2.02%	105	1.98%	106	2.00%
Lincoln	79	1.53%	79	1.51%	75	1.42%	73	1.38%	74	1.40%
Oxford	42	0.81%	41	0.78%	41	0.78%	43	0.81%	42	0.79%
Penobscot	340	6.59%	347	6.64%	344	6.51%	347	6.54%	348	6.56%
Piscataquis	9	0.17%	9	0.17%	9	0.17%	10	0.19%	8	0.15%
Sagadahoc	86	1.67%	92	1.76%	89	1.68%	85	1.60%	87	1.64%
Somerset	41	0.80%	41	0.78%	41	0.78%	38	0.72%	36	0.68%
Waldo	37	0.72%	38	0.73%	38	0.72%	39	0.73%	37	0.70%
Washington	33	0.64%	30	0.57%	34	0.64%	35	0.66%	35	0.66%
York	290	5.62%	298	5.70%	306	5.79%	310	5.84%	303	5.71%
Out-of-State	1299	25.19%	1343	25.70%	1341	25.37%	1331	25.08%	1337	25.22%
Total:	5156		5225		5286		5308		5302	

County Demographics – Variance over Prior Year

	2011		2012		2013		2014		2015	
Androscoggin	219	-0.45%	202	-7.76%	208	2.97%	208	0%	209	0.48%
Aroostook	78	-1.27%	75	-3.85%	74	-1.33%	72	-2.70%	75	4.17%
Cumberland	1898	1.33%	1916	0.95%	1948	1.67%	1976	1.44%	1987	0.56%
Franklin	33	10%	36	9.09%	33	-8.33%	31	-6.06%	27	-12.90%
Hancock	100	-1.96%	101	1.00%	109	7.92%	106	-2.75%	104	-1.89%
Kennebec	471	-0.84%	472	0.21%	489	3.60%	499	2.04%	487	-2.40%
Knox	101	6.32%	105	3.96%	107	1.90%	105	-1.87%	106	0.95%
Lincoln	79	-2.47%	79	0%	75	-5.06%	73	-2.67%	74	1.37%
Oxford	42	-6.67%	41	-2.38%	41	0%	43	4.88%	42	-2.33%
Penobscot	340	-0.58%	347	2.06%	344	-0.86%	347	0.87%	348	0.29%
Piscataquis	9	12.50%	9	0%	9	0%	10	11.11%	8	-20%
Sagadahoc	86	3.61%	92	6.98%	89	-3.26%	85	-4.49%	87	2.35%
Somerset	41	2.50%	41	0%	41	0%	38	-7.32%	36	-5.26%
Waldo	37	0%	38	2.70%	38	0%	39	2.63%	37	-5.13%
Washington	33	10%	30	-9.09%	34	13.33%	35	2.94%	35	0%
York	290	1.40%	298	2.76%	306	2.68%	310	1.31%	303	-2.26%
Out-of-State	1299	-0.31%	1343	3.39%	1341	-0.15%	1331	-0.75%	1337	0.45%
Total:	5156		5225		5286		5308		5302	

REGISTRATION STATISTICS

Firm Size

	2011		2012		2013		2014		2015	
Solo	1429	27.86%	1382	26.80%	1419	27.16%	1466	27.73%	1468	27.69%
2 - 5	1194	23.28%	1167	22.63%	1226	23.46%	1262	23.87%	1207	22.76%
6 - 9	403	7.86%	416	8.07%	419	8.02%	425	8.04%	467	8.81%
10 - 19	418	8.15%	413	8.01%	446	8.54%	468	8.85%	481	9.07%
20 - 49	426	8.31%	397	7.70%	404	7.73%	400	7.57%	402	7.58%
50 - 99	201	3.92%	239	4.64%	247	4.73%	201	3.80%	211	3.98%
≥100	454	8.85%	467	9.06%	479	9.17%	531	10.05%	526	9.92%
N/A	631	12.30%	744	14.43%	646	12.36%	555	10.50%	540	10.18%
Total:	5129		5156		5225		5286		5302	

Practice Type

	2011		2012		2013		2014		2015	
Government	523	10.20%	522	10.12%	547	10.47%	569	10.72%	576	10.86%
In-House	328	6.40%	334	6.48%	334	6.39%	347	6.54%	374	7.05%
Judiciary	95	1.85%	73	1.42%	70	1.34%	92	1.73%	91	1.72%
Law Clerk	17	0.33%	25	0.48%	33	0.63%	28	0.53%	31	0.58%
Law School	32	0.62%	32	0.62%	33	0.63%	31	0.58%	30	0.57%
Legal Service	95	1.85%	92	1.78%	100	1.91%	102	1.92%	113	2.13%
Military	14	0.27%	13	0.25%	9	0.17%	9	0.17%	6	0.11%
Private	3383	65.96%	3333	64.64%	3452	66.07%	3531	66.52%	3470	65.45%
Retired	65	1.27%	69	1.34%	84	1.61%	88	1.66%	98	1.85%
Other	604	11.78%	732	14.20%	624	11.94%	511	9.63%	513	9.68%
Total:	5129		5156		5225		5308		5302	

Age Demographics

	2011		2012		2013		2014		2015	
≤ 29	147	2.85%	215	4.11%	209	3.95%	207	3.90%	193	3.64%
30 - 34	393	7.62%	435	8.33%	445	8.42%	470	8.85%	444	8.37%
35 - 39	440	8.53%	447	8.56%	463	8.76%	469	8.84%	496	9.35%
40 - 44	573	11.11%	574	10.99%	534	10.10%	497	9.36%	471	8.88%
45 - 49	572	11.09%	573	10.97%	584	11.05%	576	10.85%	586	11.05%
50 - 54	760	14.74%	758	14.51%	714	13.51%	672	12.66%	644	12.15%
55 - 59	787	15.26%	786	15.04%	789	14.93%	792	14.92%	772	14.56%
60 - 64	727	14.10%	708	13.55%	710	13.43%	716	13.49%	749	14.13%
65-69	757	14.68%	469	8.98%	533	10.08%	561	10.57%	566	10.68%
≥70	—	—	260	4.98%	305	5.77%	348	6.56%	381	7.19%
Total:	5156		5225		5286		5308		5302	

REGISTRATION STATISTICS

AGE & GENDER DEMOGRAPHICS

	2011		2012		2013		2014		2015	
Female										
≤ 29	87	1.69%	124	2.41%	117	2.27%	115	2.23%	100	1.89%
30 - 34	214	4.15%	230	4.48%	229	4.44%	241	4.66%	222	4.19%
35 - 39	209	4.05%	210	4.09%	229	4.44%	233	4.51%	251	4.73%
40 - 44	216	4.19%	214	4.17%	207	4.01%	199	3.85%	203	3.83%
45 - 49	226	4.38%	228	4.44%	220	4.26%	214	4.14%	218	4.11%
50 - 54	267	5.18%	268	5.22%	266	5.16%	257	4.97%	243	4.58%
55 - 59	271	5.26%	271	5.28%	279	5.41%	280	5.42%	282	5.32%
60 - 64	182	3.53%	177	3.45%	170	3.30%	195	3.77%	214	4.04%
65 - 69	97	1.88%	73	1.42%	106	2.05%	111	2.15%	117	2.21%
≥70	—	—	15	0.29%	21	0.41%	30	0.58%	36	0.68%
Subtotal:	1769	34.31%	1722	33.52%	1717	33.28%	1734	33.56%	1886	35.57%
Male										
≤ 29	60	1.16%	91	1.77%	92	1.78%	92	1.78%	93	1.75%
30 - 34	179	3.47%	205	3.99%	216	4.19%	229	4.43%	222	4.19%
35 - 39	231	4.48%	237	4.61%	234	4.54%	236	4.57%	245	4.62%
40 - 44	357	6.92%	360	7.01%	327	6.34%	298	5.77%	268	5.05%
45 - 49	346	6.71%	345	6.72%	364	7.06%	362	7.01%	368	6.94%
50 - 54	493	9.56%	490	9.54%	448	8.68%	415	8.03%	401	7.56%
55 - 59	516	10.01%	515	10.03%	510	9.89%	512	9.91%	490	9.24%
60 - 64	545	10.57%	531	10.34%	540	10.47%	521	10.08%	535	10.09%
65 - 69	660	12.80%	396	7.71%	427	8.28%	450	8.71%	449	8.47%
≥70	—	—	245	4.77%	284	5.50%	318	6.15%	345	6.51%
Subtotal:	3387	65.69%	3415	66.48%	3442	66.72%	3433	66.44%	3416	64.43%
Total:	5156		5137		5159		5167		5302	

REGISTRATION STATISTICS

COUNTY & AGE DEMOGRAPHICS

	≤29	30-34	35-39	40-44	45-49	50-54	55-59	60-64	65-69	≥70	TOTAL
Androscoggin	8	26	16	25	26	13	24	32	24	15	209
Aroostook	1	4	10	5	5	8	6	10	10	16	75
Cumberland	74	188	217	190	204	242	274	267	199	132	1987
Franklin	0	0	3	4	1	2	3	5	6	3	27
Hancock	2	3	6	6	9	12	15	20	17	14	104
Kennebec	21	31	28	38	63	50	78	87	54	37	487
Knox	2	7	12	6	13	8	9	16	21	12	106
Lincoln	0	5	4	6	4	7	6	11	17	14	74
Oxford	1	4	3	4	2	6	9	2	7	4	42
Penobscot	18	33	21	21	35	40	65	54	38	23	348
Piscataquis	0	1	0	1	2	0	0	1	3	0	8
Sagadahoc	1	11	10	6	11	10	13	8	7	10	87
Somerset	1	2	2	2	2	6	3	7	7	4	36
Waldo	1	2	6	1	2	3	4	9	5	4	37
Washington	4	1	4	4	2	3	1	2	9	5	35
York	12	19	23	18	22	43	41	53	43	29	303
Out-of-State	47	107	131	134	183	191	221	165	99	59	1337
Total:	193	444	496	471	586	644	772	749	566	381	5302

Note: County is based on attorney's preferred mailing address.

REGISTRATION STATISTICS

COUNTY & AGE DEMOGRAPHICS

	Androscoggin	Aroostook	Cumberland	Franklin	Hancock	Kennebec	Knox	Lincoln	Oxford	Penobscot	Piscataquis	Sagadahoc	Somerset	Waldo	Washington	York	Out-of-State	Total
Age: ≤29																		
Government	2	0	4	0	0	8	0	0	1	2	0	0	0	0	2	2	3	24
In-House	0	0	5	0	0	0	0	0	0	1	0	0	0	0	0	0	1	7
Law School	0	0	6	0	0	1	0	0	0	2	0	0	0	0	0	0	2	11
Legal Service	0	0	3	0	0	2	0	0	0	1	0	1	0	0	1	2	1	11
Private Practice	6	2	46	0	1	9	1	0	0	11	0	0	0	1	1	6	28	112
Other	0	0	10	0	1	1	1	0	0	1	0	0	1	0	0	2	11	28
Subtotal:	8	2	74	0	2	21	2	0	1	18	0	1	1	1	4	12	46	193
Age: 30 - 34																		
Government	3	1	11	0	1	16	1	0	0	1	0	3	1	0	1	1	18	58
In-House	0	0	11	0	0	1	1	0	0	2	0	1	0	0	0	1	10	27
Law Clerk	0	0	7	0	0	0	0	0	0	2	0	0	0	0	0	0	1	10
Legal Service	1	0	10	0	0	0	0	0	0	1	0	2	0	0	0	0	2	16
Military	0	0	0	0	0	0	0	0	0	0	0	0	0	0	0	0	1	1
Private Practice	19	2	123	0	2	9	5	5	4	24	1	4	0	1	0	15	60	274
Other	2	1	25	1	0	5	0	0	0	3	0	0	1	1	0	2	17	58
Sub-Total:	25	4	187	1	3	31	7	5	4	33	1	10	2	2	1	19	109	444
Age: 35 - 39																		
Government	1	3	22	0	0	5	2	1	0	4	0	4	1	0	0	2	19	64
In-House	0	0	18	1	0	4	1	0	0	0	0	2	0	0	1	0	23	50
Judiciary	0	0	0	0	0	0	1	0	0	0	0	0	0	0	0	0	0	1
Law Clerk	0	0	1	0	0	0	0	0	0	0	0	0	0	0	0	0	0	1
Law School	0	0	2	0	0	0	0	0	0	0	0	0	0	0	0	0	0	2
Legal Service	2	0	7	0	0	5	0	0	0	2	0	0	0	0	0	0	3	19
Private Practice	13	7	136	3	6	13	8	1	2	14	0	4	0	6	2	21	68	304
Other	0	0	29	0	0	2	1	2	1	1	0	0	0	0	1	0	18	55
Sub-Total:	16	10	215	4	6	29	13	4	3	21	0	10	1	6	4	23	131	496

REGISTRATION STATISTICS

COUNTY & AGE DEMOGRAPHICS

	Androscoggin	Aroostook	Cumberland	Franklin	Hancock	Kennebec	Knox	Lincoln	Oxford	Penobscot	Piscataquis	Sagadahoc	Somerset	Waldo	Washington	York	Out-of-State	Total
Age: 40 - 44																		
Government	1	2	8	1	0	18	2	0	0	2	0	1	1	0	0	3	11	50
In-House	0	0	18	1	1	2	0	1	1	3	0	0	0	0	0	2	16	45
Judiciary	1	0	2	0	0	2	0	0	0	0	0	0	0	0	0	0	1	6
Law Clerk	0	0	3	0	0	0	0	0	0	0	0	0	0	0	0	0	0	3
Law School	0	0	2	0	0	0	0	0	0	0	0	0	0	0	0	0	2	4
Legal Service	0	0	1	0	0	3	0	0	0	2	0	0	0	0	0	0	2	8
Private Practice	20	3	134	2	4	11	3	5	3	13	1	5	1	1	3	11	83	303
Retired	0	0	1	0	0	0	0	0	0	0	0	0	0	0	0	0	0	1
Other	3	0	22	0	1	1	1	0	0	1	0	0	0	0	1	2	19	51
Sub-Total:	25	5	191	4	6	37	6	6	4	21	1	6	2	1	4	18	134	471
Age: 45 - 49																		
Government	1	0	9	0	2	32	1	0	0	4	0	0	0	1	0	2	21	73
In-House	3	0	24	0	0	3	0	0	0	4	0	2	0	0	0	2	30	68
Judiciary	0	0	0	0	0	2	0	1	0	0	0	0	0	0	1	0	0	4
Law Clerk	0	0	0	0	0	0	0	0	0	1	0	0	0	0	0	0	0	1
Law School	0	0	2	0	0	0	0	0	0	0	0	0	0	0	0	0	1	3
Legal Service	0	1	3	0	0	1	0	0	0	1	0	0	0	0	0	0	4	10
Military	0	0	1	0	0	0	0	0	0	0	0	0	0	0	0	0	3	4
Private Practice	20	4	123	0	7	22	10	3	2	18	2	7	2	1	1	18	105	345
Retired	0	0	2	0	0	0	0	0	0	0	0	0	0	0	0	0	0	2
Other	2	0	40	1	0	4	2	0	0	6	0	2	0	0	0	0	19	76
Sub-Total:	26	5	204	1	9	64	13	4	2	34	2	11	2	2	2	22	183	586
Age: 50 - 54																		
Government	2	0	22	2	0	25	0	1	0	8	0	1	2	0	0	6	17	86
In-House	0	0	30	0	0	5	0	0	0	0	0	1	0	0	0	2	35	73
Judiciary	0	1	1	0	0	2	0	0	0	2	0	0	1	0	0	1	1	9
Law Clerk	1	0	0	0	0	0	0	0	0	1	0	0	0	0	0	0	0	2
Law School	0	0	1	0	0	0	0	0	0	0	0	0	0	0	0	0	5	6
Legal Service	1	0	2	0	0	4	1	1	0	0	0	0	0	0	1	1	3	14
Military	0	0	0	0	0	0	0	0	0	0	0	0	0	0	0	0	1	1
Private Practice	9	7	159	0	12	10	5	3	6	25	0	7	4	3	1	28	117	396
Other	0	0	27	0	0	4	2	2	0	4	0	1	0	0	1	5	12	58
Sub-Total:	13	8	242	2	12	50	8	7	6	40	0	10	7	3	3	43	191	645

REGISTRATION STATISTICS

COUNTY & AGE DEMOGRAPHICS

	Androscoggin	Arroostook	Cumberland	Franklin	Hancock	Kennebec	Knox	Lincoln	Oxford	Penobscot	Piscataquis	Sagadahoc	Somerset	Waldo	Washington	York	Out-of-State	Total
Age: 55 - 59																		
Government	2	2	23	0	1	39	0	1	2	5	0	1	0	1	0	2	19	98
In-House	0	0	21	0	0	1	0	0	1	2	0	1	0	0	0	2	22	50
Judiciary	2	0	6	0	0	4	1	0	0	5	0	1	0	0	1	0	3	23
Law Clerk	0	0	0	0	0	0	0	0	0	1	0	0	0	0	0	0	0	1
Law School	0	0	3	0	0	0	0	0	0	0	0	0	0	0	0	0	4	7
Legal Service	0	0	3	0	1	2	0	0	0	0	0	0	0	0	0	0	2	8
Private Practice	20	4	193	3	9	27	4	4	6	46	0	8	3	2	1	32	159	521
Retired	0	0	0	0	0	1	0	0	0	0	0	0	0	0	0	0	1	2
Other	0	0	23	0	4	3	4	2	0	5	0	2	0	1	0	5	12	61
Sub-Total:	24	6	272	3	15	77	9	7	9	64	0	13	3	4	2	41	222	771
Age: 60 - 64																		
Government	2	2	12	0	1	39	1	2	0	3	0	0	0	0	0	3	15	80
In-House	1	1	9	0	1	4	0	1	0	2	0	0	0	0	1	2	15	37
Judiciary	1	1	8	0	1	5	0	1	1	1	1	0	0	2	0	3	0	25
Legal Service	0	0	3	0	1	5	0	0	0	2	0	0	0	0	0	0	5	16
Private Practice	25	6	198	5	13	31	13	6	2	40	0	8	6	7	2	43	109	514
Retired	0	0	7	0	0	1	0	1	0	0	0	0	1	0	0	2	3	15
Other	2	0	30	0	3	3	2	0	0	4	0	0	0	0	0	1	17	62
Sub-Total:	31	10	267	5	20	88	16	11	3	52	1	8	7	9	3	54	164	749
Age: 65 - 69																		
Government	2	0	5	0	0	16	2	0	1	4	0	1	0	0	0	1	4	36
In-House	0	0	7	0	0	1	0	0	0	0	0	0	0	0	0	1	7	16
Judiciary	0	2	9	0	0	3	0	1	0	2	1	1	0	0	1	1	1	22
Law School	1	0	3	0	0	0	0	0	0	0	0	0	0	0	0	0	2	6
Legal Service	0	0	3	0	0	1	0	0	0	1	0	0	0	2	0	0	0	7
Private Practice	20	8	142	4	13	27	17	16	5	27	1	5	7	3	8	34	64	401
Retired	0	0	9	1	2	2	2	0	1	2	1	0	0	0	0	3	11	34
Other	1	0	22	1	1	4	0	0	0	2	0	0	0	0	0	2	11	44
Sub-Total:	24	10	200	6	16	54	21	17	7	38	3	7	7	5	9	42	100	566

REGISTRATION STATISTICS

COUNTY & AGE DEMOGRAPHICS

	Androscoggin	Aroostook	Cumberland	Franklin	Hancock	Kennebec	Knox	Lincoln	Oxford	Penobscot	Piscataquis	Sagadahoc	Somerset	Waldo	Washington	York	Out-of-State	Total
Age: ≥ 70																		
Government	0	0	1	0	0	2	0	2	0	0	0	0	0	0	0	0	1	6
In-House	0	0	3	0	0	0	0	0	0	0	0	0	0	0	0	0	0	3
Judiciary	1	0	6	0	0	0	0	0	0	0	0	0	0	0	0	0	1	8
Law School	0	0	1	0	1	0	0	0	0	0	0	0	0	0	0	0	0	2
Legal Service	0	0	0	0	0	1	0	0	0	0	0	1	0	0	0	0	0	2
Private Practice	13	14	95	3	10	29	11	11	3	18	0	7	4	4	5	27	43	297
Retired	0	1	20	0	3	4	1	1	1	3	0	2	0	0	0	2	9	47
Other	1	1	6	0	0	1	0	0	0	2	0	0	0	0	0	0	5	16
Sub-Total:	15	16	132	3	14	37	12	14	4	23	0	10	4	4	5	29	59	381
Grand Total:	207	76	1984	29	103	488	107	75	43	344	8	86	36	37	37	303	1339	5302



Board of Overseers of the Bar
P O Box 527
Augusta, ME 04332-0527
T. 207-623-1121
F. 207-623-4175
www.mebaroverseers.org