

MAINE STATE LEGISLATURE

The following document is provided by the
LAW AND LEGISLATIVE DIGITAL LIBRARY
at the Maine State Law and Legislative Reference Library
<http://legislature.maine.gov/lawlib>



Reproduced from electronic originals
(may include minor formatting differences from printed original)

2008 Annual Report



Board of Overseers of the Bar
P O Box 527
Augusta, ME 04332-0527
P. 207-623-1121
F. 207-623-4175
E. board@mebaroverseers.org



Board of Overseers of the Bar

2008 Annual Report

Introduction

The Board of Overseers of the Bar was created by the Maine Supreme Judicial Court in 1978 to govern the conduct of lawyers as officers of the Court. The Board regulates attorney conduct by enforcing the Maine Bar Rules adopted by the Court. The purpose of those Rules is to provide appropriate standards for attorneys with respect to their practice of the profession of law, including, but not limited to, their relationship with their clients, the general public, other members of the legal profession, the courts, and other agencies of this state.

Board Leadership

The Board is composed of nine members, three of whom are lay members, and six members of the bar. The lawyers are appointed by the Court and the lay members are appointed by the Court on recommendation of the Governor. The Board generally meets ten times annually to conduct business.

Board Staff

The Board staff comprises nine key members. The office of Bar Counsel has three staff attorneys and two administrative assistants. The Board also employs an Executive Director, Board Clerk, Registration Secretary and CLE Coordinator.

Commissions

The Board appoints volunteer members to three commissions established by the Maine Bar Rules: the Grievance Commission, the Fee Arbitration Commission, and the Professional Ethics Commission. Three-member panels of the Fee Arbitration Commission and the Grievance Commission conduct their functions under the Maine Bar Rules. Each panel comprises two attorneys and one lay member. The Professional Ethics Commission, consisting of eight attorneys, renders formal written advisory opinions to the Court, Board, Grievance Commission, Bar Counsel, and members of the Maine bar involving interpretation and application of the Code of Professional Responsibility (the Code) to lawyer conduct.

Information concerning the responsibilities and functions of the Board and each of its commissions is on the Board's website at www.mebaroverseers.org.

Attorney Complaints

The purpose of the disciplinary system is to monitor the legal profession's compliance with the Court's promulgated rules of ethics and to sanction or discipline lawyers whose conduct violates those standards.

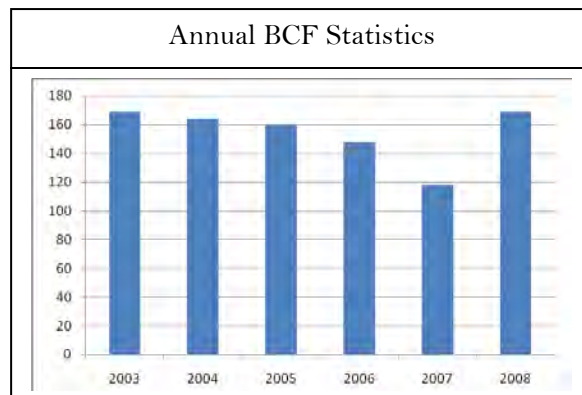
Complaints filed with the Board are taken very seriously. Each written complaint is reviewed by the office of Bar Counsel and investigated if it involves alleged misconduct by a Maine attorney. Complaints that do not allege misconduct in violation of the Rules of Professional Conduct are not subject to the grievance procedure, although, if they involve fees, they may be referred to the Board's Fee Arbitration Commission.

The Board does not provide legal services or advice to anyone making a complaint. The complaint process should not be viewed as a substitute for a civil action for damages against the lawyer. The disciplinary system is not designed to compensate a complaining party for monetary loss or emotional distress incurred as a result of any unethical conduct.

The forms of sanction or discipline which may be imposed upon a lawyer for unethical conduct are: dismissal with a warning, public reprimand, suspension for a specified period of time, and disbarment. All public discipline decisions are posted on the Board's website at www.mebaroverseers.org.

Bar Counsel Files

Bar Counsel Files (BCF) comprise those submitted written grievance complaints that upon initial review, or after brief informal investigation by Bar Counsel, are deemed not to allege any professional misconduct by an attorney subject to sanction under the Maine Bar Rules. Maine Bar Rule 7.1(c) requires Bar Counsel's unilateral dismissal of such matters, either with or without any investigation. In 2008, Bar Counsel received, screened and docketed 169 BCF complaints, representing a 43% increase over the prior year.

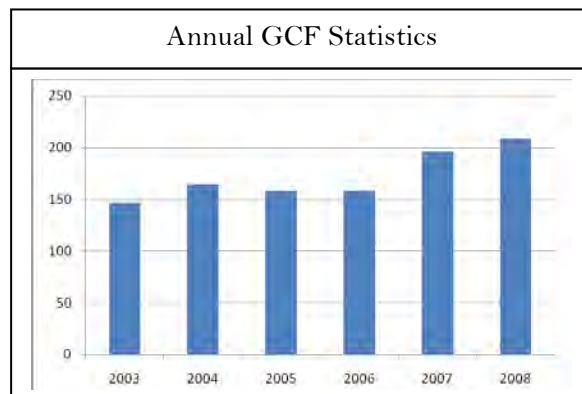


When a BCF matter is dismissed by Bar Counsel, the complainant is notified in writing and provided an explanation of the dismissal. The complainant is also notified of the right to file a written request for the dismissal to be reviewed within 14 days. Reviews are conducted by lay members who have the authority to approve, disapprove or modify the terms of Bar Counsel's dismissal. In all dismissed BCF matters, Bar Counsel provides the involved attorney with copies of the complaint filing, the dismissal letter, any resulting request for review, and the lay reviewer's decision. Bar Counsel dismissed 125 BCF matters in 2008. Two BCF matters were elevated to Grievance Commission File status. Forty-five complainants requested a lay member review. Lay members decided and affirmed all 45 of those dismissals.

At the close of 2008, there were approximately 24 pending BCF matters.

Grievance Commission

In 2008, Bar Counsel received, screened and docketed 208 grievance complaints as Grievance Commission Files (GCF), representing a 6% increase over the prior year. Upon initial screening, these files were deemed to allege at least some form of a prima facie claim of professional misconduct by Maine attorneys in violation of the Code.



Case Reviews and Hearings

Panels of the Grievance Commission met to conduct preliminary reviews of 145 GCF complaints under Maine Bar Rule 7.1(d). Those meetings consist of a panel that reviews the contents of GCF investigative files as presented by Bar Counsel. Such reviews are not hearings, and neither the respective complainants nor the respondent attorneys are present or involved at the reviews. Although there is no confidentiality requirement applicable to complainants and respondent attorneys, Bar Counsel's investigation and the Grievance Commission panels' preliminary review process are required to be kept confidential by the Board, the Commission and the Board's staff under Maine Bar Rule 7.3(k)(1). However, any Grievance Commission panel disciplinary hearing is always open to the public and the panel's resulting decision concerning such complaints--regardless of the result--is also always made available to the public upon request. Once issued all public disciplinary orders are published on the Board's website.

Upon completion of Bar Counsel investigations and after Grievance Commission panel review, 113 GCF complaints were closed by issuance of either a dismissal or a dismissal with a warning. Panels found probable cause that professional misconduct appeared to have occurred in 18 matters reviewed, warranting a hearing by another panel (or the Court) to determine if any disciplinary sanction should be imposed upon the respective attorneys.

Pursuant to Maine Bar Rule 7.1(e), the Grievance Commission conducted 9 hearings relating to 9 petitions. Ultimately, 6 informations were filed with the Executive Clerk of the Maine Supreme Judicial Court for hearing before a Single Justice.

At the close of 2008, there were approximately 169 pending GCF matters.

Public Disciplinary Sanctions

In 2008, 18 public disciplinary sanctions, involving 16 attorneys, were imposed by the Grievance Commission or a single justice of the Maine Supreme Judicial Court. All such attorney disciplinary decisions are public and may be viewed on the Board's website at www.mebaroverseers.org.

Reinstatements

No reinstatement requests were received or processed in 2008.

Fee Arbitration Commission

The office of Bar Counsel screens all fee arbitration petitions to confirm that the stated allegations warrant the attention of that Commission. In 2008, 57 fee arbitration petitions were filed with the Board Clerk. With 23 petitions pending, a total of 80 matters were on file. Thirty of those pending fee dispute matters were dismissed, settled or withdrawn prior to a hearing before a panel of the Commission. Panels of the Fee Arbitration Commission met for hearings involving 24 fee disputes. At year's end, 54 fee disputes were either dismissed or decided, leaving a pending docket of 26 matters.

Professional Ethics Commission

The Professional Ethics Commission met eight times in 2008 and issued two formal written advisory opinions, numbered 195 and 196. The Commission also offered informal confidential opinions in letter format in response to several inquiries from Maine attorneys. The complete list of opinions are indexed and published on the Board's website at www.mebaroverseers.org.

Register of Attorneys

The Board maintains a Register of attorneys who are active members of the bar in the State of Maine, as well as records of inactive, resigned, suspension, and disbarred attorneys. At year's end, the Board's Register contained the names of 4,960 attorneys. Comparatively, at the close of 2007, the Register contained 4,879 names. In 2008, 47 attorneys were administratively suspended for failing to properly register with the Board.

Demographic statistics show that 53 percent of Maine's attorney population is concentrated in 3 counties: Cumberland, Kennebec, and Penobscot. Gender statistics show that women make up 32% of the bar and men represent 68% of the bar. Age demographics at year's end show that 22% of the bar is 39 years or less, 58% are between the ages of 40 and 59, and that 20% are 60 years or older.

Rule 12 - Continuing Legal Education

The Board of Overseers of the Bar administers attorney compliance with Maine Bar Rule 12 - Continuing Legal Education. Active attorneys are required to complete eleven hours of approved continuing legal education programming, including one hour of ethics or professionalism, each calendar year. The Board approved 2,571 courses that were submitted by 447 providers. Sixty-nine attorneys were administratively suspended for failing to comply with Maine Bar Rule 12 for calendar year 2007.

Ethics Hotline

The office of Bar Counsel, through the Ethics Hotline, provides ethics and professional responsibility advice to Maine attorneys. Members of the bar are encouraged to call and speak with Bar Counsel to discuss ethical dilemmas. Bar Counsel will only discuss the conduct of the inquiring attorney or another member of that attorney's law firm. Board

Regulation No. 28, prohibits Bar Counsel from advising an inquiring attorney about another attorney's actual or "hypothetical" conduct. See also Advisory Opinions #67 and #171. In 2008, Bar Counsel fielded 749 calls; comparatively, 896 calls were received in 2007.

Professional Update for Maine Lawyers and Judges

As part of the Board's ongoing educational outreach to members of the bar, the Board publishes an electronic communication entitled *Professional Update for Maine Lawyers and Judges*. In addition to administrative updates, statistical data, notice of rule amendments and Court news, Bar Counsel publishes a regular feature entitled *Notes from Bar Counsel* wherein Bar Counsel provides ethical guidance to members of the bar.

Bar Counsel CLE Presentations

In calendar year 2008, Bar Counsel staff spoke in more than 30 continuing legal education seminars throughout the state. Through these educational opportunities, Bar Counsel offers guidance on how to avoid ethical problems, discusses recent decisions and trends, and also explains how the grievance complaint process works under the Maine Bar Rules. Bar Counsel welcome the opportunity to provide CLE presentations to Maine lawyers and members of their staff on issues concerning ethics and professional responsibility.

Rule Amendments

In its continuous study of the bar in its relation to the public and the courts, the Board submitted several amendments to the Court in 2007 that became effective in 2008. The majority of those amendments dealt with annual registration requirements. In that regard, the Court abrogated Maine Bar Rule 7.3(f) and replaced it with new guidelines for attorneys to plan for unexpected interruptions of or the end to their practice. The rule encourages solo practitioners to designate an attorney who has agreed to provide coverage should the attorney become disabled, missing or deceased. If no designation has been made, the Court may appoint a proxy to protect client interests.

Website Development

The Board of Overseers of the Bar offers a robust website providing access to the public and members the bar to all facets of the Board's operations. Visitors will find links to public disciplinary decisions, the Maine Bar Rules, a searchable electronic directory of members of the bar showing their current registration status, information on how to file a complaint with the Board and advisory opinions issued by the Professional Ethics Commission.

In 2008, the Board and members of its staff began working with a team of developers to redesign the Board's website. The new interface will be launched in 2009. The new site will offer even more information, together with enhanced navigation to both the public and members of the bar. One major enhancement to the site will include a full and searchable listing of all public disciplinary decisions issued by the Board.

Funding

The Board's fiscal year is July 1 through June 30. Each year the Board prepares a budget for the Court's review and approval. No licensing fee increase was recommended to the Court in 2008. In fact, through careful budget planning, the Board has not proposed a fee increase for seven years.

Maine lawyers, through their licensing fees, directly fund the cost of attorney registration, continuing legal education compliance, disciplinary investigation and hearings, the resolution of fee arbitration disputes and for such other purposes as the Board, with the approval of the Court, may determine. The Board receives no public monies to subsidize its operations.

In addition to the collection of licensing fees, the Board also collects the Court's annual assessment fee on behalf of the Lawyers' Fund for Client Protection (Fund) and the Maine Assistance Program for Lawyers and Judges (MAP). The

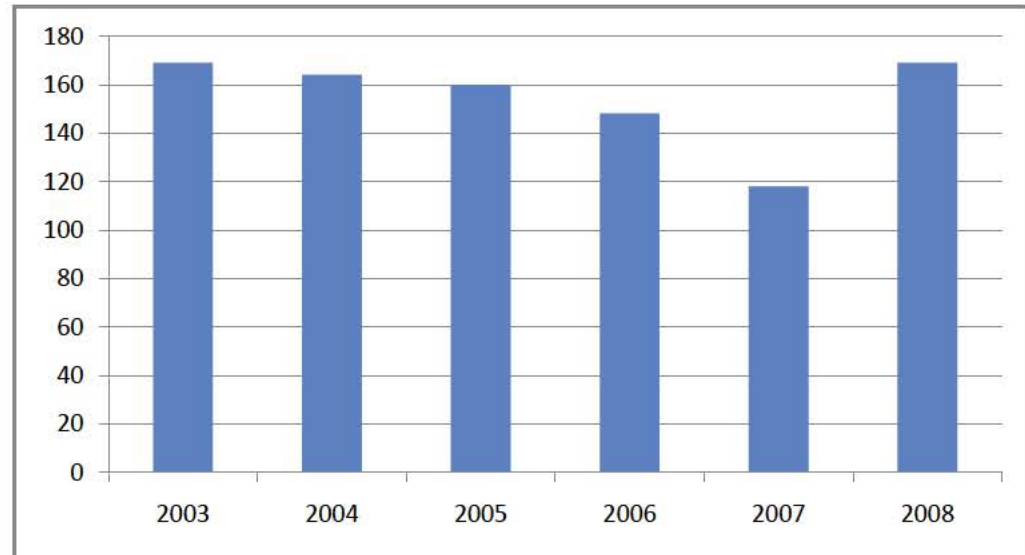
purpose of the Fund is to promote public confidence in the administration of justice and the integrity of the legal profession, by reimbursing clients who suffer losses caused by an attorney's dishonest conduct. Generally, such conduct involves the misuse of funds in the care of the attorney or the misappropriation of amounts for the attorney's personal benefit. MAP has three purposes: to protect the interests of clients and the general public from harm caused by impaired lawyers or judges; to confidentially assist impaired members of the profession to begin and continue recovery; and to educate the bench, the bar, and the public as to the causes of and remedies for impairments affecting members of the legal profession.

The Board's audited financial statements for the 2007-2008 fiscal year (ended June 30, 2008), show revenue of \$908,542 and expenses of \$834,782.

Bar Counsel File Statistics

Yearly Totals

2003	169	
2004	164	-2.96%
2005	160	-2.44%
2006	148	-7.50%
2007	118	-20.27%
2008	169	43.22%
2009	72	(Y-T-D)



Respondents by County

By Open Year

County	2005		2006		2007		2008	
	Count	%	Count	%	Count	%	Count	%
Androscoggin	9	5.63%	12	8.11%	7	5.93%	10	5.92%
Aroostook	6	3.75%	9	6.08%	6	5.08%	10	5.92%
Cumberland	47	29.38%	33	22.30%	36	30.51%	45	26.63%
Franklin	3	1.88%	1	0.68%	0	0.00%	5	2.96%
Hancock	7	4.38%	6	4.05%	6	5.08%	6	3.55%
Kennebec	16	10.00%	16	10.81%	12	10.17%	24	14.20%
Knox	5	3.13%	4	2.70%	3	2.54%	6	3.55%
Lincoln	2	1.25%	2	1.35%	3	2.54%	2	1.18%
Oxford	2	1.25%	5	3.38%	5	4.24%	3	1.78%
Penobscot	21	13.13%	18	12.16%	17	14.41%	20	11.83%
Piscataquis	0	0.00%	0	0.00%	0	0.00%	0	0.00%
Sagadahoc	6	3.75%	1	0.68%	1	0.85%	2	1.18%
Somerset	5	3.13%	4	2.70%	2	1.69%	1	0.59%
Waldo	0	0.00%	3	2.03%	2	1.69%	5	2.96%
Washington	0	0.00%	19	12.84%	0	0.00%	10	5.92%
York	19	11.88%	5	3.38%	13	11.02%	15	8.88%
Unknown	12	7.50%	10	6.76%	5	4.24%	5	2.96%
Total	160		148		118		169	
Variance over prior year:			-12		-30		51	

BCF - Area of Law

By Open Year

	2005		2006		2007		2008	
Administrative/Municipal Law	2	1.25%	3	2.03%	2	1.69%	4	2.37%
ADR/Mediation/Arbitration	0	0.00%	0	0.00%	0	0.00%	1	0.59%
Banking Law	0	0.00%	2	1.35%	0	0.00%	0	0.00%
Bankruptcy Law	2	1.25%	1	0.68%	0	0.00%	2	1.18%
Child Protection	5	3.13%	0	0.00%	1	0.85%	2	1.18%
Civil Rights/Discrimination Law	0	0.00%	0	0.00%	0	0.00%	0	0.00%
Collections Law	1	0.63%	6	4.05%	5	4.24%	3	1.78%
Commercial/Business	7	4.38%	6	4.05%	4	3.39%	8	4.73%
Contracts/Consumer	5	3.13%	2	1.35%	0	0.00%	2	1.18%
Corporate Law	1	0.63%	0	0.00%	0	0.00%	0	0.00%
Criminal Law	40	25.00%	44	29.73%	31	26.27%	53	31.36%
Elder Law	2	1.25%	1	0.68%	1	0.85%	2	1.18%
Environmental Law	1	0.63%	1	0.68%	0	0.00%	0	0.00%
Family Law	42	26.25%	35	23.65%	32	27.12%	39	23.08%
Foreclosure Law	1	0.63%	0	0.00%	1	0.85%	1	0.59%
Juvenile Law	1	0.63%	2	1.35%	0	0.00%	0	0.00%
Labor Law	0	0.00%	0	0.00%	1	0.85%	1	0.59%
Landlord/Tenant	3	1.88%	0	0.00%	4	3.39%	2	1.18%
Law-Related Services	0	0.00%	0	0.00%	0	0.00%	5	2.96%
Other	11	6.88%	16	10.81%	3	2.54%	7	4.14%
PFA/Harassment	1	0.63%		0.00%	2	1.69%	2	1.18%
Real Estate	15	9.38%	13	8.78%	10	8.47%	14	8.28%
Taxation	0	0.00%		0.00%	1	0.85%	1	0.59%
Torts	9	5.63%	2	1.35%	8	6.78%	6	3.55%
Wills/Estates/Probate	8	5.00%	11	7.43%	11	9.32%	12	7.10%
Workers' Compensation	3	1.88%	3	2.03%	1	0.85%	2	1.18%
	160		148		118		169	
Variance over prior year.			-7.50%		-20.27%		43.22%	

BCF - Complaint Source

	2005		2006		2007		2008	
Attorney	3	1.88%	1	0.68%	2	1.69%	1	0.59%
Client	58	36.25%	55	37.16%	38	32.20%	71	42.01%
Judge	0	0.00%	1	0.68%	0	0.00%	1	0.59%
Opposing Counsel	0	0.00%	3	2.03%	0	0.00%	1	0.59%
Opposing Party	57	35.63%	51	34.46%	47	39.83%	55	32.54%
Other	42	26.25%	37	25.00%	31	26.27%	40	23.67%
	160		148		118		169	

BCF Complaints by Disposition

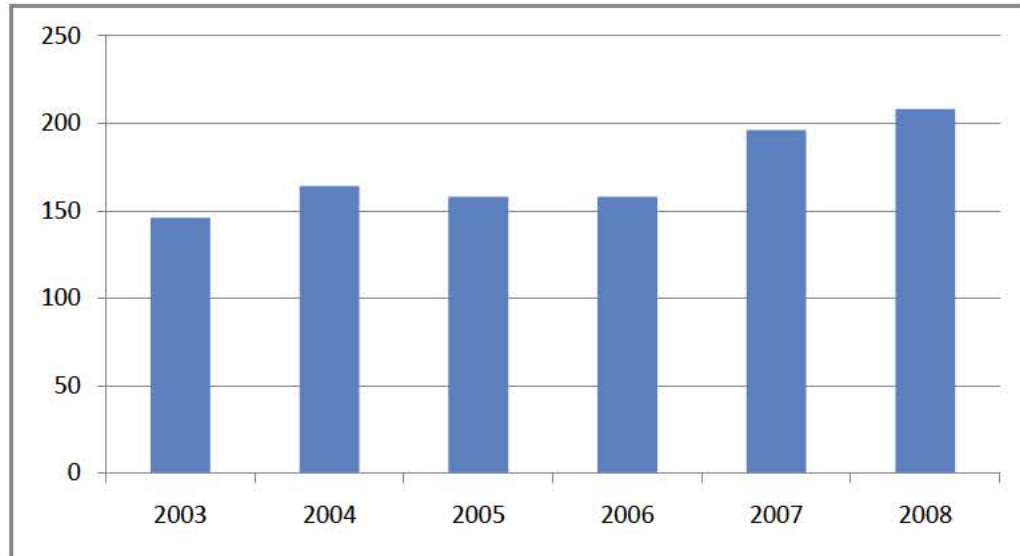
Open Year	Individual Cases by Case Opened Year			Distinct Respondents by Case Opened Year				
	2005	2006	2007	2008	2005	2006	2007	2008
BCF Dismissal	117	120	88	121	105	104	77	110
BCF Lay Review Dismissal Approved	43	28	29	45	38	28	26	40
BCF Lay Review Dismissal Disapproved	0	0	0	0	0	0	0	0
Elevated to GCF	0	0	1	2	0	0	1	2
Total:	160	148	118	168	143	132	104	152

Close Year	Individual Cases by Case Closed Year			Distinct Respondents by Case Closed Year				
	2005	2006	2007	2008	2005	2006	2007	2008
BCF Dismissal	103	122	82	125	93	106	75	115
BCF Lay Review Dismissal Approved	47	25	29	42	42	25	27	39
BCF Lay Review Dismissal Disapproved	0	0	0	0	0	0	0	0
Elevated to GCF	0	0	1	0	0	0	1	0
Total:	150	147	112	167	135	131	103	154

Grievance Commission Statistics

Yearly Totals

Year	Total	Variance
2003	146	
2004	164	12.33%
2005	158	-3.66%
2006	158	0.00%
2007	196	24.05%
2008	208	6.12%



Respondent County

County	2005		2006		2007		2008	
Androscoggin	11	6.96%	9	5.70%	20	10.20%	12	5.77%
Aroostook	5	3.16%	9	5.70%	9	4.59%	3	1.44%
Cumberland	37	23.42%	48	30.38%	63	32.14%	74	35.58%
Franklin	0	0.00%	0	0.00%	1	0.51%	1	0.48%
Hancock	6	3.80%	9	5.70%	7	3.57%	4	1.92%
Kennebec	14	8.86%	14	8.86%	17	8.67%	27	12.98%
Knox	3	1.90%	3	1.90%	6	3.06%	5	2.40%
Lincoln	3	1.90%	8	5.06%	4	2.04%	3	1.44%
Oxford	0	0.00%	4	2.53%	11	5.61%	9	4.33%
Penobscot	16	10.13%	16	10.13%	20	10.20%	27	12.98%
Piscataquis	1	0.63%	1	0.63%	0	0.00%	2	0.96%
Sagadahoc	5	3.16%	6	3.80%	4	2.04%	7	3.37%
Somerset	5	3.16%	1	0.63%	1	0.51%	3	1.44%
Waldo	2	1.27%	1	0.63%	3	1.53%	4	1.92%
Washington	3	1.90%	2	1.27%	3	1.53%	4	1.92%
York	42	26.58%	24	15.19%	18	9.18%	17	8.17%
Out-of-State	5	3.16%	3	1.90%	9	4.59%	6	2.88%
Total:	158		158		196		208	
Variance over prior year:			0		38		12	

GFC Complaints by Area of Law

By Open Year

	2005		2006		2007		2008	
Administrative/Municipal Law	5	3.16%	6	3.80%	11	5.61%	11	5.29%
Antitrust Law	0	0.00%	0	0.00%	0	0.00%	0	0.00%
Banking Law	2	1.27%	0	0.00%	1	0.51%	0	0.00%
Bankruptcy Law	0	0.00%	0	0.00%	2	1.02%	1	0.48%
Child Protection	1	0.63%	0	0.00%	1	0.51%	1	0.48%
Collections Law	10	6.33%	4	2.53%	4	2.04%	4	1.92%
Commercial/Business	12	7.59%	6	3.80%	3	1.53%	12	5.77%
Contracts/Consumer	6	3.80%	8	5.06%	3	1.53%	3	1.44%
Corporate Law	2	1.27%	0	0.00%	1	0.51%	5	2.40%
Criminal Law	17	10.76%	27	17.09%	41	20.92%	44	21.15%
Elder Law	1	0.63%	2	1.27%	3	1.53%	1	0.48%
Employment Law	0	0.00%	0	0.00%	0	0.00%	0	0.00%
Environmental Law	0	0.00%	0	0.00%	0	0.00%	1	0.48%
Family Law	30	18.99%	35	22.15%	43	21.94%	49	23.56%
Foreclosure Law	1	0.63%	0	0.00%	1	0.51%	1	0.48%
General Practice	0	0.00%	0	0.00%	0	0.00%	0	0.00%
Immigration and Naturalization Law	0	0.00%	1	0.63%	0	0.00%	1	0.48%
Indian Law	0	0.00%	0	0.00%	0	0.00%	0	0.00%
Intellectual Property	0	0.00%	0	0.00%	1	0.51%	1	0.48%
Juvenile Law	1	0.63%	0	0.00%	0	0.00%	0	0.00%
Labor Law	0	0.00%	1	0.63%	0	0.00%	1	0.48%
Landlord/Tenant	0	0.00%	3	1.90%	2	1.02%	0	0.00%
Law Practice Management	0	0.00%	0	0.00%	0	0.00%	0	0.00%
Law-Related Services	0	0.00%	0	0.00%	2	1.02%	3	1.44%
PFA/Harassment	0	0.00%	0	0.00%	0	0.00%	4	1.92%
Real Estate	24	15.19%	21	13.29%	18	9.18%	16	7.69%
Taxation	2	1.27%	2	1.27%	0	0.00%	0	0.00%
Torts	11	6.96%	9	5.70%	27	13.78%	16	7.69%
Wills/Estates/Probate	16	10.13%	18	11.39%	25	12.76%	25	12.02%
Workers' Compensation	6	3.80%	1	0.63%	3	1.53%	2	0.96%
Other	11	6.96%	14	8.86%	4	2.04%	6	2.88%
Total:	158		158		196		208	

GFC Complaints by Source

By Open Year

	2005		2006		2007		2008	
Attorney	14	8.86%	1	0.63%	4	2.04%	14	6.73%
Client	64	40.51%	84	53.16%	94	47.96%	117	56.25%
Judge	5	3.16%	5	3.16%	4	2.04%	6	2.88%
Opposing Counsel	7	4.43%	4	2.53%	9	4.59%	8	3.85%
Opposing Party	34	21.52%	37	23.42%	43	21.94%	27	12.98%
Sua Sponte	3	1.90%	3	1.90%	8	4.08%	9	4.33%
Other	31	19.62%	24	15.19%	34	17.35%	27	12.98%
Total:	158		158		196		208	

GCF Complaints Area of Law - Sanctioned Cases

By Open Year

	2005		2006		2007		2008	
Administrative/Municipal Law	0	0.00%	0	0.00%	1	3.03%	2	7.41%
Banking Law	1	2.00%	0	0.00%	0	0.00%	0	0.00%
Bankruptcy Law	0	0.00%	0	0.00%	1	3.03%	0	0.00%
Child Protection	1	2.00%	0	0.00%	0	0.00%	0	0.00%
Collections Law	3	6.00%	0	0.00%	0	0.00%	0	0.00%
Commercial/Business	5	10.00%	4	8.89%	0	0.00%	0	0.00%
Contracts/Consumer	1	2.00%	2	4.44%	1	3.03%	1	3.70%
Corporate Law	1	2.00%	0	0.00%	0	0.00%	2	7.41%
Criminal Law	6	12.00%	6	13.33%	6	18.18%	4	14.81%
Elder Law	0	0.00%	0	0.00%	1	3.03%	0	0.00%
Family Law	5	10.00%	10	22.22%	7	21.21%	11	40.74%
Juvenile Law	1	2.00%	0	0.00%	0	0.00%	0	0.00%
Landlord/Tenant	0	0.00%	1	2.22%	0	0.00%	0	0.00%
Law Practice Management	0	0.00%	0	0.00%	0	0.00%	0	0.00%
Real Estate	11	22.00%	8	17.78%	4	12.12%	0	0.00%
Taxation	2	4.00%	2	4.44%	0	0.00%	0	0.00%
Torts	2	4.00%	4	8.89%	8	24.24%	3	11.11%
Wills/Estates/Probate	7	14.00%	4	8.89%	4	12.12%	3	11.11%
Workers' Compensation	2	4.00%	0	0.00%	0	0.00%	0	0.00%
Other	2	4.00%	4	8.89%	0	0.00%	1	3.70%
Total:	50		45		33		27	

GCF Complaints Area of Law - Sanctioned Cases

By Closed Year

	2005		2006		2007		2008	
Administrative/Municipal Law	8	16.67%	2	3.39%	1	2.86%	2	6.06%
Banking Law	1	2.08%	2	3.39%	0	0.00%	0	0.00%
Bankruptcy Law	0	0.00%	0	0.00%	0	0.00%	1	3.03%
Child Protection	0	0.00%	1	1.69%	0	0.00%	0	0.00%
Collections Law	10	20.83%	2	3.39%	0	0.00%	0	0.00%
Commercial/Business	1	2.08%	5	8.47%	1	2.86%	1	3.03%
Contracts/Consumer	2	4.17%	3	5.08%	1	2.86%	2	6.06%
Corporate Law	1	2.08%	0	0.00%	1	2.86%	0	0.00%
Criminal Law	0	0.00%	7	11.86%	8	22.86%	3	9.09%
Elder Law	6	12.50%	0	0.00%	0	0.00%	1	3.03%
Environmental Law	1	2.08%	0	0.00%	0	0.00%	0	0.00%
Family Law	2	4.17%	7	11.86%	6	17.14%	8	24.24%
Foreclosure Law	4	8.33%	1	1.69%	0	0.00%	0	0.00%
Juvenile Law	0	0.00%	1	1.69%	0	0.00%	0	0.00%
Labor Law	1	2.08%	0	0.00%	0	0.00%	0	0.00%
Landlord/Tenant	0	0.00%	1	1.69%	0	0.00%	0	0.00%
Law Practice Management	0	0.00%	0	0.00%	0	0.00%	0	0.00%
Real Estate	6	12.50%	11	18.64%	7	20.00%	3	9.09%
Taxation	2	4.17%	3	5.08%	0	0.00%	0	0.00%
Torts	0	0.00%	1	1.69%	8	22.86%	6	18.18%
Wills/Estates/Probate	1	2.08%	6	10.17%	2	5.71%	6	18.18%
Workers' Compensation	2	4.17%	0	0.00%	0	0.00%	0	0.00%
Other	0	0.00%	6	10.17%	0	0.00%	0	0.00%
Total:	48		59		35		33	

GCF Complaints Area of Law - Disciplined Cases

By Open Year

	2005		2006		2007		2008	
Administrative/Municipal Law	0	0.00%	0	0.00%	0	0.00%	2	18.18%
Banking Law	1	3.45%	0	0.00%	0	0.00%	0	0.00%
Bankruptcy Law	0	0.00%	0	0.00%	1	4.55%	0	0.00%
Collections Law	1	3.45%	0	0.00%	0	0.00%	0	0.00%
Commercial/Business	3	10.34%	4	19.05%	0	0.00%	0	0.00%
Contracts/Consumer	1	3.45%	2	9.52%	1	4.55%	0	0.00%
Corporate Law	1	3.45%	0	0.00%	0	0.00%	1	9.09%
Criminal Law	5	17.24%	4	19.05%	1	4.55%	2	18.18%
Elder Law	0	0.00%	0	0.00%	1	4.55%	0	0.00%
Family Law	2	6.90%	2	9.52%	5	22.73%	2	18.18%
Juvenile Law	1	3.45%	0	0.00%	0	0.00%	0	0.00%
Real Estate	3	10.34%	4	19.05%	3	13.64%	0	0.00%
Taxation	1	3.45%	2	9.52%	0	0.00%	0	0.00%
Torts	2	6.90%	0	0.00%	7	31.82%	1	9.09%
Wills/Estates/Probate	6	20.69%	1	4.76%	3	13.64%	2	18.18%
Workers' Compensation	0	0.00%	0	0.00%	0	0.00%	0	0.00%
Other	2	6.90%	2	9.52%	0	0.00%	1	9.09%
Total:	29		21		22		11	

GCF Complaints Area of Law - Disciplined Cases

By Closed Year

	2005		2006		2007		2008	
Administrative/Municipal Law	6	22.22%	1	2.78%	0	0.00%	2	9.09%
Banking Law	1	3.70%	2	5.56%	0	0.00%	0	0.00%
Bankruptcy Law	0	0.00%	0	0.00%	0	0.00%	1	4.55%
Collections Law	4	14.81%	2	5.56%	0	0.00%	0	0.00%
Commercial/Business	0	0.00%	4	11.11%	1	7.14%	1	4.55%
Contracts/Consumer	2	7.41%	3	8.33%	1	7.14%	2	9.09%
Corporate Law	1	3.70%	0	0.00%	1	7.14%	0	0.00%
Criminal Law	0	0.00%	6	16.67%	3	21.43%	1	4.55%
Elder Law	2	7.41%	0	0.00%	0	0.00%	1	4.55%
Environmental Law	1	3.70%	0	0.00%	0	0.00%	0	0.00%
Family Law	2	7.41%	0	0.00%	1	7.14%	3	13.64%
Foreclosure Law	2	7.41%	1	2.78%	0	0.00%	0	0.00%
Juvenile Law	0	0.00%	1	2.78%	0	0.00%	0	0.00%
Labor Law	1	3.70%	0	0.00%	0	0.00%	0	0.00%
Real Estate	3	11.11%	4	11.11%	3	21.43%	3	13.64%
Taxation	1	3.70%	3	8.33%	0	0.00%	0	0.00%
Torts	0	0.00%	1	2.78%	4	28.57%	3	13.64%
Wills/Estates/Probate	1	3.70%	4	11.11%	0	0.00%	5	22.73%
Other	0	0.00%	4	11.11%	0	0.00%	0	0.00%
Total:	27		36		14		22	

GCF Complaints by Disposition

Open Year	Individual Cases by Case Opened Year				Distinct Respondents by Case Opened Year			
	2005	2006	2007	2008	2005	2006	2007	2008
Case Review Dismissal	106	107	147	108	89	96	128	95
Case Review Dismissal With Warning	14	19	11	15	14	18	10	14
Hearing Dismissal	2	2	3	1	2	2	2	1
Hearing Dismissal With Warning	7	5	0	1	7	4	0	1
Hearing Reprimand	14	7	12	6	12	6	10	4
Court Reprimand	1	1	5	0	1	1	5	0
Court Suspension	6	6	3	2	6	2	1	2
Court Resignation	4	0	1	1	4	0	1	1
Court Disbarment	4	7	1	2	2	2	1	2
Total:	158	154	183	136	137	131	158	120

Close Year	Individual Cases by Case Closed Year				Distinct Respondents by Case Closed Year			
	2005	2006	2007	2008	2005	2006	2007	2008
Case Review Dismissal	114	129	124	103	101	107	107	91
Case Review Dismissal With Warning	17	17	15	11	16	16	15	11
Hearing Dismissal	2	0	3	3	2	0	3	2
Hearing Dismissal With Warning	4	6	6	0	4	6	5	0
Hearing Reprimand	6	15	5	14	6	10	5	9
Court Reprimand	1	1	4	3	1	1	4	3
Court Suspension	1	9	3	3	1	4	3	3
Court Resignation	6	2	2	0	3	2	1	0
Court Disbarment	13	10	1	2	1	2	1	1
Total:	164	189	163	139	135	148	144	120

GCF Alleged Misconduct

By Open Year

Misconduct	2005	2006	2007	2008
M. Bar Rule 2(c)	0	0	0	0
M. Bar Rule 3.1(a)	17	17	95	127
M. Bar Rule 3.12(b)	0	0	1	0
M. Bar Rule 3.12(c)	0	0	0	0
M. Bar Rule 3.13(a)	0	0	0	7
M. Bar Rule 3.13(a)(1)	0	0	0	1
M. Bar Rule 3.13(a)(3)	0	0	0	1
M. Bar Rule 3.13(c)	0	0	8	5
M. Bar Rule 3.13(c)(3)	0	0	0	3
M. Bar Rule 3.2(a)(1)	0	0	3	0
M. Bar Rule 3.2(a)(2)	0	0	0	0
M. Bar Rule 3.2(c)(1)	0	0	1	0
M. Bar Rule 3.2(e)	0	0	0	0
M. Bar Rule 3.2(e)(1)	0	0	0	6
M. Bar Rule 3.2(e)(2)	0	0	0	1
M. Bar Rule 3.2(f)	0	0	0	0
M. Bar Rule 3.2(f)(1)	0	0	1	17
M. Bar Rule 3.2(f)(2)	5	11	19	29
M. Bar Rule 3.2(f)(3)	15	22	65	78
M. Bar Rule 3.2(f)(4)	29	21	82	106
M. Bar Rule 3.3(a)	1	6	32	35
M. Bar Rule 3.3(a)(9)	0	0	1	0
M. Bar Rule 3.3(d)	0	0	0	0
M. Bar Rule 3.4(a)	0	0	1	7
M. Bar Rule 3.4(a)(1)	0	0	6	5
M. Bar Rule 3.4(a)(2)	0	0	1	1
M. Bar Rule 3.4(a)(3)	0	0	1	0
M. Bar Rule 3.4(a)(3)(i)	0	0	1	0
M. Bar Rule 3.4(a)(4)	0	0	1	1
M. Bar Rule 3.4(b)	0	0	1	11
M. Bar Rule 3.4(b)(1)	18	15	13	5
M. Bar Rule 3.4(b)(2)	0	0	2	2
M. Bar Rule 3.4(c)(1)	0	0	1	0
M. Bar Rule 3.4(c)(2)(ii)	0	0	1	1
M. Bar Rule 3.4(c)(2)(iii)	0	0	1	1
M. Bar Rule 3.4(c)	0	0	6	9
M. Bar Rule 3.4(c)(2)	0	0	1	4
M. Bar Rule 3.4(c)(2)(i)	0	0	1	0
M. Bar Rule 3.4(d)	0	0	1	10

Alleged Misconduct	2005	2006	2007	2008
M. Bar Rule 3.4(d)(1)	0	0	4	3
M. Bar Rule 3.4(d)(1)(i)	0	0	3	8
M. Bar Rule 3.4(d)(1)(ii)	0	0	0	1
M. Bar Rule 3.4(d)(2)	0	0	1	1
M. Bar Rule 3.4(e)	0	0	5	3
M. Bar Rule 3.4(f)	0	0	7	10
M. Bar Rule 3.4(f)(1)	0	0	4	9
M. Bar Rule 3.4(f)(2)	0	0	0	4
M. Bar Rule 3.4(f)(2)(i)(A)	0	0	0	1
M. Bar Rule 3.4(f)(2)(i)(B)	0	0	0	1
M. Bar Rule 3.4(f)(2)(i)(C)	0	0	0	1
M. Bar Rule 3.4(f)(2)(v)	0	0	0	4
M. Bar Rule 3.4(f)(4)	0	0	1	0
M. Bar Rule 3.4(g)(1)	0	0	2	2
M. Bar Rule 3.4(g)(1)(i)	0	0	1	4
M. Bar Rule 3.4(h)(4)	0	0	1	0
M. Bar Rule 3.4(i)	0	0	0	1
M. Bar Rule 3.5(a)	0	0	2	10
M. Bar Rule 3.5(a)(1)	0	0	1	0
M. Bar Rule 3.5(a)(2)	0	2	7	5
M. Bar Rule 3.5(a)(3)	0	0	0	2
M. Bar Rule 3.5(b)	0	0	0	1
M. Bar Rule 3.5(b)(2)(iv)	0	0	2	0
M. Bar Rule 3.5(c)	0	0	1	6
M. Bar Rule 3.6(a)	19	17	21	37
M. Bar Rule 3.6(a)(1)	6	8	33	26
M. Bar Rule 3.6(a)(2)	5	7	46	76
M. Bar Rule 3.6(a)(3)	29	25	56	83
M. Bar Rule 3.6(c)	1	1	5	6
M. Bar Rule 3.6(d)	1	2	13	6
M. Bar Rule 3.6(e)	0	0	1	1
M. Bar Rule 3.6(e)(1)	0	0	1	3
M. Bar Rule 3.6(e)(1)(2)	0	0	1	0
M. Bar Rule 3.6(e)(1)(ii)	0	0	1	0
M. Bar Rule 3.6(e)(2)	0	0	1	1
M. Bar Rule 3.6(e)(2)(i)	0	0	1	0
M. Bar Rule 3.6(e)(2)(iii)	0	0	2	8
M. Bar Rule 3.6(e)(2)(iv)	7	6	11	8
M. Bar Rule 3.6(f)	0	0	6	4
M. Bar Rule 3.6(g)	0	0	2	1
M. Bar Rule 3.6(h)	0	0	2	11
M. Bar Rule 3.6(h)(1)	0	0	1	2
M. Bar Rule 3.6(h)(1)(i)	0	0	1	2
M. Bar Rule 3.6(h)(1)(ii)	0	2	2	0

Alleged Misconduct	2005	2006	2007	2008
M. Bar Rule 3.6(h)(1)(iii)	0	0	2	1
M. Bar Rule 3.6(h)(1)(iv)	0	0	1	0
M. Bar Rule 3.6(i)	0	0	2	1
M. Bar Rule 3.6(j)	0	0	3	0
M. Bar Rule 3.7(a)	0	0	15	14
M. Bar Rule 3.7(b)	0	0	14	11
M. Bar Rule 3.7(c)	0	0	0	0
M. Bar Rule 3.7(c)(1)	0	0	1	1
M. Bar Rule 3.7(d)	0	0	0	1
M. Bar Rule 3.7(e)	0	1	2	1
M. Bar Rule 3.7(e)(1)	0	0	1	2
M. Bar Rule 3.7(e)(1)(i)	5	1	10	11
M. Bar Rule 3.7(e)(1)(ii)	0	0	1	0
M. Bar Rule 3.7(e)(2)(ii)	0	0	1	0
M. Bar Rule 3.7(e)(2)(iv)	0	0	0	2
M. Bar Rule 3.7(e)(2)(v)	0	0	1	1
M. Bar Rule 3.7(e)(2)(vi)	0	0	1	1
M. Bar Rule 3.7(g)(1)	0	0	1	0
M. Bar Rule 3.7(g)(3)	0	0	0	1
M. Bar Rule 3.7(h)(2)	0	0	1	4
M. Bar Rule 3.7(i)	0	0	0	1
M. Bar Rule 3.7(i)(1)	0	0	1	0
M. Bar Rule 3.7(i)(2)	0	0	1	0
M. Bar Rule 3.9(a)	0	0	0	1
M. Bar Rule 3.9(b)(1)	0	0	0	1
M. Bar Rule 3.9(b)(3)	0	0	0	0
M. Bar Rule 3.9(f)	0	0	0	0
M. Bar Rule 3.9(f)(2)	0	0	0	0
M. Bar Rule 7.3(b)	0	0	0	4
M. Bar Rule 7.3(i)(1)(F)	0	0	0	0
M. Bar Rule 7.3(i)(2)	0	0	0	1
M. Bar Rule 9(e)(5)(E)	0	0	1	1
Unknown	0	0	0	5
Total:	158	164	656	891

**GCF Alledged Misconduct
Sanctioned Cases**
By Open Year

Misconduct*	2005	2006	2007	2008
M. Bar Rule 2(c)	0	0	0	0
M. Bar Rule 3.1(a)	2	2	18	17
M. Bar Rule 3.13(a)(1)	0	0	0	1
M. Bar Rule 3.13(c)	0	0	1	1
M. Bar Rule 3.2(f)(1)	0	0	0	1
M. Bar Rule 3.2(f)(2)	4	9	4	10
M. Bar Rule 3.2(f)(3)	9	7	13	10
M. Bar Rule 3.2(f)(4)	4	4	15	11
M. Bar Rule 3.3(a)	0	2	4	2
M. Bar Rule 3.4(a)(3)(i)	0	0	1	0
M. Bar Rule 3.4(b)	0	0	0	1
M. Bar Rule 3.4(b)(1)	4	5	0	0
M. Bar Rule 3.4(c)	0	0	1	1
M. Bar Rule 3.4(d)	0	0	0	2
M. Bar Rule 3.4(d)(1)(i)	0	0	0	2
M. Bar Rule 3.4(f)	0	0	3	1
M. Bar Rule 3.4(f)(1)	0	0	0	1
M. Bar Rule 3.5(b)(2)(iv)	0	0	1	0
M. Bar Rule 3.6(a)	3	0	1	4
M. Bar Rule 3.6(a)(1)	1	2	6	4
M. Bar Rule 3.6(a)(2)	0	0	8	8
M. Bar Rule 3.6(a)(3)	13	10	13	12
M. Bar Rule 3.6(c)	0	1	2	0
M. Bar Rule 3.6(d)	1	0	3	0
M. Bar Rule 3.6(e)(1)	0	0	1	1
M. Bar Rule 3.6(e)(2)	0	0	1	0
M. Bar Rule 3.6(e)(2)(iii)	0	0	1	1
M. Bar Rule 3.6(e)(2)(iv)	5	3	1	1
M. Bar Rule 3.6(f)	0	0	4	1
M. Bar Rule 3.6(g)	0	0	1	0
M. Bar Rule 3.6(h)	0	0	0	4
M. Bar Rule 3.6(h)(1)(i)	0	0	0	2
M. Bar Rule 3.7(a)	0	0	0	3
M. Bar Rule 3.7(b)	0	0	1	0
M. Bar Rule 3.7(e)(1)(i)	4	0	1	0
M. Bar Rule 7.3(b)	0	0	0	1
M. Bar Rule 7.3(i)(1)(F)	0	0	0	0
M. Bar Rule 7.3(i)(2)	0	0	0	0
Total:	50	45	105	103

**GCF Alledged Misconduct
Disciplined Cases**
By Open Year

Misconduct	2005	2006	2007	2008
M. Bar Rule 3.1(a)	2	1	11	6
M. Bar Rule 3.13(a)(1)	0	0	0	1
M. Bar Rule 3.13(c)	0	0	1	1
M. Bar Rule 3.2(f)(2)	4	7	2	6
M. Bar Rule 3.2(f)(3)	3	2	11	7
M. Bar Rule 3.2(f)(4)	1	3	9	4
M. Bar Rule 3.3(a)	0	0	2	1
M. Bar Rule 3.4(b)(1)	2	2	0	0
M. Bar Rule 3.4(c)	0	0	1	0
M. Bar Rule 3.4(f)	0	0	2	1
M. Bar Rule 3.6(a)	0	0	0	2
M. Bar Rule 3.6(a)(1)	0	1	4	3
M. Bar Rule 3.6(a)(2)	0	0	6	3
M. Bar Rule 3.6(a)(3)	8	4	11	5
M. Bar Rule 3.6(c)	0	0	2	0
M. Bar Rule 3.6(d)	1	0	3	0
M. Bar Rule 3.6(e)(1)	0	0	1	1
M. Bar Rule 3.6(e)(2)	0	0	1	0
M. Bar Rule 3.6(e)(2)(iii)	0	0	1	1
M. Bar Rule 3.6(e)(2)(iv)	4	1	1	1
M. Bar Rule 3.6(f)	0	0	3	0
M. Bar Rule 3.6(g)	0	0	1	0
M. Bar Rule 3.6(h)	0	0	0	1
M. Bar Rule 3.6(h)(1)(i)	0	0	0	2
M. Bar Rule 3.7(b)	0	0	1	0
M. Bar Rule 3.7(e)(1)(i)	4	0	1	0
Total:	29	21	75	46

GCF Complaint by Firm Size

By Open Year

Firm Size	2005		2006		2007		2008	
1	67	42.41%	65	41.14%	58	29.59%	85	40.87%
2 - 5	61	38.61%	58	36.71%	93	47.45%	72	34.62%
6 - 9	6	3.80%	13	8.23%	21	10.71%	14	6.73%
10 - 19	7	4.43%	6	3.80%	12	6.12%	11	5.29%
20 - 49	2	1.27%	5	3.16%	1	0.51%	4	1.92%
50 - 99	2	1.27%	1	0.63%	4	2.04%	9	4.33%
100+	0	0.00%	2	1.27%	2	1.02%	6	2.88%
Unknown	13	8.23%	8	5.06%	5	2.55%	7	3.37%
	158		158		196		208	

GCF Complaint by Age

By Open Year

Age	2005		2006		2007		2008	
29 or less	0	0.00%	0	0.00%	1	0.51%	1	0.48%
30 - 34	3	1.90%	3	1.90%	7	3.57%	12	5.77%
35 - 39	28	17.72%	11	6.96%	12	6.12%	13	6.25%
40 - 44	10	6.33%	14	8.86%	11	5.61%	15	7.21%
45 - 49	24	15.19%	35	22.15%	37	18.88%	38	18.27%
50 - 54	27	17.09%	39	24.68%	37	18.88%	34	16.35%
55 - 59	26	16.46%	25	15.82%	42	21.43%	40	19.23%
60 - 64	20	12.66%	18	11.39%	30	15.31%	34	16.35%
65+	20	12.66%	12	7.59%	17	8.67%	21	10.10%
Unknown	0	0.00%	1	0.63%	2	1.02%	0	0.00%
	158		158		196		208	

Registration Demographics

	2005		2006		2007		2008	
Resident								
Active	3507	73.68%	3576	74.21%	3599	73.77%	3638	73.35%
Emeritus	5	0.11%	3	0.06%	3	0.06%	3	0.06%
Judicial	74	1.55%	76	1.58%	79	1.62%	78	1.57%
Non-Resident								
Active	1161	24.39%	1164	24.15%	1198	24.55%	1241	25.02%
Judicial	13	0.27%	0	0.00%	0	0.00%	0	0.00%
	4760		4819		4879		4960	
Increase over prior year.			59	1.24%	60	1.25%	81	1.66%

Admission by Year

	2005		2006		2007		2008	
1/1/1930 - 12/31/1934	2	0.04%	0	0.00%	0	0.00%	0	0.00%
1/1/1935 - 12/31/1939			2	0.10%	2	0.08%	2	0.04%
1/1/1940 - 12/31/1944	11	1.41%	1	0.87%	0	0.80%	0	0.00%
1/1/1945 - 12/31/1949			5	0.46%	4	0.43%	3	0.06%
1/1/1950 - 12/31/1954	67	3.84%	42	1.39%	39	1.33%	27	0.54%
1/1/1955 - 12/31/1959			22	2.14%	21	2.09%	25	0.50%
1/1/1960 - 12/31/1964	183	18.42%	67	8.99%	65	8.67%	47	0.95%
1/1/1965 - 12/31/1969			103	8.94%	102	8.73%	115	2.32%
1/1/1970 - 12/31/1974	877	29.16%	433	15.02%	423	14.59%	333	6.71%
1/1/1975 - 12/31/1979			431	13.22%	426	12.89%	501	10.10%
1/1/1980 - 12/31/1984	1388	29.89%	724	17.41%	712	16.91%	562	11.33%
1/1/1985 - 12/31/1989			637	11.54%	629	11.09%	773	15.58%
1/1/1990 - 12/31/1994	1423	17.00%	839	16.68%	825	15.90%	694	13.99%
1/1/1995 - 12/31/1999			556	3.17%	541	6.44%	660	13.31%
1/1/2000 - 12/31/2004	809	17.00%	804	16.68%	776	15.90%	619	12.48%
1/1/2005 - 12/31/2009			153	3.17%	314	6.44%	599	12.08%
	4760		4819		4879		4960	

Note: In 2005, admission dates were broken down in 10 increments.

County Demographics

County	2005		2006		2007		2008	
Androscoggin	197	4.14%	198	4.11%	201	4.12%	204	4.11%
Aroostook	77	1.62%	75	1.56%	77	1.58%	76	1.53%
Cumberland	1727	36.28%	1768	36.69%	1789	36.67%	1817	36.63%
Franklin	35	0.74%	33	0.68%	32	0.66%	30	0.60%
Hancock	94	1.97%	99	2.05%	100	2.05%	101	2.04%
Kennebec	464	9.75%	466	9.67%	469	9.61%	477	9.62%
Knox	88	1.85%	92	1.91%	93	1.91%	97	1.96%
Lincoln	71	1.49%	72	1.49%	72	1.48%	72	1.45%
Oxford	44	0.92%	46	0.95%	44	0.90%	44	0.89%
Penobscot	327	6.87%	337	6.99%	334	6.85%	340	6.85%
Piscataquis	8	0.17%	8	0.17%	9	0.18%	6	0.12%
Sagadahoc	65	1.37%	63	1.31%	72	1.48%	74	1.49%
Somerset	43	0.90%	45	0.93%	41	0.84%	40	0.81%
Waldo	36	0.76%	35	0.73%	38	0.78%	37	0.75%
Washington	31	0.65%	32	0.66%	31	0.64%	29	0.58%
York	287	6.03%	291	6.04%	291	5.96%	289	5.83%
Out-of-State	1166	24.50%	1159	24.05%	1186	24.31%	1227	24.74%
Total:	4760		4819		4879		4960	

Variance over Prior Year

County	2005		2006		2007		2008	
Androscoggin	197		198	0.51%	201	1.52%	204	1.49%
Aroostook	77		75	-2.60%	77	2.67%	76	-1.30%
Cumberland	1727		1768	2.37%	1789	1.19%	1817	1.57%
Franklin	35		33	-5.71%	32	-3.03%	30	-6.25%
Hancock	94		99	5.32%	100	1.01%	101	1.00%
Kennebec	464		466	0.43%	469	0.64%	477	1.71%
Knox	88		92	4.55%	93	1.09%	97	4.30%
Lincoln	71		72	1.41%	72	0.00%	72	0.00%
Oxford	44		46	4.55%	44	-4.35%	44	0.00%
Penobscot	327		337	3.06%	334	-0.89%	340	1.80%
Piscataquis	8		8	0.00%	9	12.50%	6	-33.33%
Sagadahoc	65		63	-3.08%	72	14.29%	74	2.78%
Somerset	43		45	4.65%	41	-8.89%	40	-2.44%
Waldo	36		35	-2.78%	38	8.57%	37	-2.63%
Washington	31		32	3.23%	31	-3.13%	29	-6.45%
York	287		291	1.39%	291	0.00%	289	-0.69%
Out-of-State	1166		1159	-0.60%	1186	2.33%	1227	3.46%
Total:	4760		4819		4879		4960	

Age Demographics

	2005		2006		2007		2008	
29 or Less	100	2.10%	113	2.34%	117	0.00%	172	3.47%
30 - 34	342	12.23%	333	11.58%	342	11.72%	377	7.60%
35 - 39	561	16.30%	543	15.96%	506	14.57%	522	10.52%
40 - 44	582	17.54%	558	16.81%	572	16.85%	582	11.73%
45 - 49	776	16.22%	769	16.06%	711	15.80%	712	14.35%
50 - 54	835	9.68%	810	11.35%	822	12.58%	821	16.55%
55 - 59	772	6.95%	774	7.72%	771	8.69%	767	15.46%
60 - 64	461	9.68%	547	11.35%	614	12.58%	606	12.22%
65+	331	6.95%	372	7.72%	424	8.69%	401	8.08%
	4760		4819		4879		4960	

Gender Demographics

	2005		2006		2007		2008	
Female	1455	30.57%	1503	31.19%	1551	31.79%	1601	32.28%
Male	3305	69.43%	3316	68.81%	3328	68.21%	3359	67.72%
	4760		4819		4879		4960	

	2005		2006		2007		2008	
Female								
29 or Less	60	1.26%	73	1.51%	82	1.68%	108	2.18%
30 - 34	150	3.15%	156	3.24%	176	3.61%	190	3.83%
35 - 39	220	4.62%	206	4.27%	188	3.85%	197	3.97%
40 - 44	215	4.52%	213	4.42%	213	4.37%	219	4.42%
45 - 49	535	11.24%	259	5.37%	255	5.23%	257	5.18%
50 - 54	0	0.00%	273	5.67%	287	5.88%	286	5.77%
55 - 59	256	5.38%	195	4.05%	188	3.85%	186	3.75%
60 - 64	0	0.00%	105	2.18%	131	2.68%	128	2.58%
65+	19	0.40%	23	0.48%	31	0.64%	30	0.60%
Male								
29 or Less	40	0.84%	40	0.83%	35	0.72%	64	1.29%
30 - 34	192	4.03%	177	3.67%	166	3.40%	187	3.77%
35 - 39	341	7.16%	337	6.99%	318	6.52%	325	6.55%
40 - 44	367	7.71%	345	7.16%	359	7.36%	363	7.32%
45 - 49	1076	22.61%	510	10.58%	456	9.35%	455	9.17%
50 - 54	0	0.00%	537	11.14%	535	10.97%	535	10.79%
55 - 59	977	20.53%	579	12.01%	583	11.95%	581	11.71%
60 - 64	0	0.00%	442	9.17%	483	9.90%	478	9.64%
65+	312	6.55%	349	7.24%	393	8.05%	371	7.48%
	4760		4819		4879		4960	

Note: In 2005, two age brackets (45-54 and 55-64) were calculated in ten year increments.

Firm Size

Firm Size	2006		2007		2008	
Solo	1337	27.74%	1369	28.06%	1387	27.96%
2 - 5	1194	24.78%	1248	25.58%	1211	24.42%
6 - 9	374	7.76%	420	8.61%	435	8.77%
10 - 19	441	9.15%	429	8.79%	439	8.85%
20 - 49	382	7.93%	362	7.42%	400	8.06%
50 - 99	223	4.63%	313	6.42%	308	6.21%
100+	460	9.55%	362	7.42%	378	7.62%
Unknown	64	1.33%	10	0.20%	0	0.00%
Not Applicable	344	7.14%	366	7.50%	402	8.10%
	4819		4879		4960	
Variance over prior year.			1.25%		1.66%	

Practice Type

Firm Size	2006		2007		2008	
Government	514	10.67%	528	10.82%	530	10.69%
Inactive	26	0.54%	1	0.02%	0	0.00%
In-House/Corporate Counsel	279	5.79%	294	6.03%	311	6.27%
Judiciary	71	1.47%	78	1.60%	86	1.73%
Law Clerk	0	0.00%	8	0.16%	17	0.34%
Law School	32	0.66%	8	0.16%	27	0.54%
Legal Service	78	1.62%	109	2.23%	101	2.04%
Military	21	0.44%	23	0.47%	11	0.22%
Other	389	8.07%	411	8.42%	377	7.60%
Private Practice	3234	67.11%	3312	67.88%	3408	68.71%
Retired	26	0.54%	34	0.70%	45	0.91%
Unknown	149	3.09%	73	1.50%	47	0.95%
	4819		4879		4960	
Variance over prior year.			1.25%		1.66%	

Note: Firm size and practice type data was not recorded in 2005.