

MAINE STATE LEGISLATURE

The following document is provided by the
LAW AND LEGISLATIVE DIGITAL LIBRARY
at the Maine State Law and Legislative Reference Library
<http://legislature.maine.gov/lawlib>



Reproduced from electronic originals
(may include minor formatting differences from printed original)

Annual Report
Maine Governmental Facilities Authority

2019

MGFA


MAINE GOVERNMENTAL FACILITIES AUTHORITY

Greg D. Connors, Executive Director

Tel 207-622-9386

Fax 207-623-5359

TO: INTERESTED PARTIES


FROM: Greg D. Connors, Executive Director 

RE: **2019 Maine Governmental Facilities Authority Annual Report**

This is the annual report for the Maine Governmental Facilities Authority for the 2019 fiscal year, running from July 1, 2018 to June 30, 2019. Created originally in 1987 as the Maine Court Facilities Authority, the Maine Governmental Facilities amendments to the original legislation were enacted into law in 1997 authorizing the Authority to undertake capital financing activities for structures designated for use as governmental facilities. Each project funded by the Authority requires project specific approval by the Legislature prior to the issuance of bonds for project activities.

In FY 2019, the Authority issued \$50,510,000 of bonds in one series. Funds made available by these bond sales were used for the Judicial Data Storage Project, State Owned Project and the Department of Corrections project.

If there is further information you might like or questions you may have concerning the Authority, please feel free to give us a call at (207) 622-9386. Additional information on the Authority is available at our website: www.mgfa.com



Maine Governmental Facilities Authority

Basic Financial Statements,
Management's Discussion and Analysis
and Additional Information

*Year Ended June 30, 2019
With Independent Auditors' Report*


MAINE GOVERNMENTAL FACILITIES AUTHORITY

**BASIC FINANCIAL STATEMENTS, MANAGEMENT'S DISCUSSION
AND ANALYSIS AND ADDITIONAL INFORMATION**

For the Year Ended June 30, 2019

TABLE OF CONTENTS

Independent Auditors' Report	1 – 2
Management's Discussion and Analysis	3 – 9
Basic Financial Statements:	
Statements of Net Position	10
Statements of Revenues, Expenses and Changes in Net Position	11
Statements of Cash Flows	12
Notes to Financial Statements	13– 20
Additional Information:	
Schedule 1 – Schedule of Activities	21



INDEPENDENT AUDITORS' REPORT

Board of Commissioners
Maine Governmental Facilities Authority

Report on the Financial Statements

We have audited the accompanying financial statements, consisting of the General Operating Account and General Bond Resolution, of Maine Governmental Facilities Authority (the Authority), which comprise the statements of net position as of June 30, 2019, and the related statements of revenues, expenses, and changes in net position, and cash flows for the year then ended, and the related notes to the financial statements. The Authority is a component unit of the State of Maine.

Management's Responsibility for the Financial Statements

Management is responsible for the preparation and fair presentation of these financial statements in accordance with accounting principles generally accepted in the United States of America; this includes the design, implementation, and maintenance of internal control relevant to the preparation and fair presentation of financial statements that are free from material misstatement, whether due to fraud or error.

Auditors' Responsibility

Our responsibility is to express an opinion on these financial statements based on our audit. We conducted our audit in accordance with auditing standards generally accepted in the United States of America and the standards applicable to financial audits contained in *Government Auditing Standards*, issued by the Comptroller General of the United States. Those standards require that we plan and perform the audit to obtain reasonable assurance about whether the financial statements are free from material misstatement.

An audit involves performing procedures to obtain audit evidence about the amounts and disclosures in the financial statements. The procedures selected depend on the auditors' judgment, including the assessment of the risks of material misstatement of the financial statements, whether due to fraud or error. In making those risk assessments, the auditor considers internal control relevant to the entity's preparation and fair presentation of the financial statements in order to design audit procedures that are appropriate in the circumstances, but not for the purpose of expressing an opinion on the effectiveness of the entity's internal control. Accordingly, we express no such opinion. An audit also includes evaluating the appropriateness of accounting policies used and the reasonableness of significant accounting estimates made by management, as well as evaluating the overall presentation of the financial statements.

We believe that the audit evidence we have obtained is sufficient and appropriate to provide a basis for our audit opinion.

Opinion

In our opinion, the financial statements referred to above present fairly, in all material respects, the financial position of the Authority, as well as the individual fund groups referred to above, as of June 30, 2019, and the respective changes in net position and cash flows thereof for the year then ended in accordance with accounting principles generally accepted in the United States of America.

Other Matters

Required Supplementary Information

Accounting principles generally accepted in the United States of America require that the Management's Discussion and Analysis be presented to supplement the basic financial statements. Such information, although not a part of the basic financial statements, is required by the Governmental Accounting Standards Board who considers it to be an essential part of financial reporting for placing the basic financial statements in an appropriate operational, economic, or historical context. We have applied certain limited procedures to the required supplementary information in accordance with auditing standards generally accepted in the United States of America, which consisted of inquiries of management about the methods of preparing the information and comparing the information for consistency with management's responses to our inquiries, the basic financial statements, and other knowledge we obtained during our audit of the basic financial statements. We do not express an opinion or provide any assurance on the information because the limited procedures do not provide us with sufficient evidence to express an opinion or provide any assurance.

Other Information

Our audit was conducted for the purpose of forming an opinion on the financial statements that comprise the Authority's basic financial statements. The additional information included in Schedule 1 is presented for purposes of additional analysis and is not a required part of the basic financial statements. Such information is the responsibility of management and was derived from and relates directly to the underlying accounting and other records used to prepare the basic financial statements. The information has been subjected to the auditing procedures applied in the audit of the basic financial statements and certain additional procedures, including comparing and reconciling such information directly to the underlying accounting and other records used to prepare the basic financial statements or to the basic financial statements themselves, and other additional procedures in accordance with auditing standards generally accepted in the United States of America. In our opinion, the information is fairly stated in all material respects in relation to the basic financial statements as a whole.

Other Reporting Required by Government Auditing Standards

In accordance with *Government Auditing Standards*, we have also issued our report dated August 26, 2019 on our consideration of the Authority's internal control over financial reporting and on our tests of its compliance with certain provisions of laws, regulations, contracts, and grant agreements and other matters. The purpose of that report is to describe the scope of our testing of internal control over financial reporting and compliance and the results of that testing, and not to provide an opinion on internal control over financial reporting or on compliance. That report is an integral part of an audit performed in accordance with *Government Auditing Standards* in considering Maine Governmental Facilities Authority's internal control over financial reporting and compliance.

Baker Newman & Noyes LLC

Portland, Maine
August 26, 2019

MAINE GOVERNMENTAL FACILITIES AUTHORITY

MANAGEMENT'S DISCUSSION AND ANALYSIS

June 30, 2019

As financial management of the Maine Governmental Facilities Authority (the "Authority"), we offer readers of these financial statements this narrative, overview and analysis of the financial activities of the Authority for the fiscal year ended June 30, 2019. This discussion and analysis is designed to assist the reader in focusing on the significant financial issues and activities of the Authority and to identify any significant changes in its financial position. We encourage readers to consider the information presented here in conjunction with the basic financial statements as a whole.

Financial Highlights

- Operating revenues for the Authority's General Operating Account were \$735,177 for fiscal year 2019, an increase of \$84,039 or 12.9% from fiscal year 2018.
- Net position in the Authority's General Operating Account at June 30, 2019 was \$4,483,298. This represents an increase of \$468,688 or 11.7% over the net position at June 30, 2018.
- The Authority's gross bonds outstanding at June 30, 2019 were \$234,075,000, an increase of \$28,340,000 from the balance at June 30, 2018. This is the net result of the issuance of 2018A bonds totaling \$50,510,000, less scheduled principal payments of \$22,170,000.
- The Authority's lease payments receivable from lessee at June 30, 2019 were \$234,074,396. The lease payments are closely related to the bonds outstanding. Therefore, the increase of \$28,328,419 is mainly attributed to the net effect of bonds activity as describe above. The difference between bond principal payments and principal payments received from lessee relates entirely to the 2010A Series bonds, whereby the Authority received principal payments on outstanding loans on a schedule that is slightly different than the related required principal repayments on outstanding bonds. Lease payments receivable from lessee represent lease payments due from the State of Maine and related entities for the financing, acquisition, construction, improvements, reconstruction and equipping of structures, or facilities, for the use by the judicial, legislative or executive branches of the State of Maine and related entities.

Overview of the Authority

The Authority was created in 1997 by an Act of the Maine Legislature, is a public body corporate and politic, and is constituted as an instrumentality exercising public and essential governmental functions of the State. The Authority was established to issue bonds for the purpose, among other things, of providing funds to acquire real or personal property, prepare and plan projects, furnish and equip projects, provide for financing or refinancing of such projects and lease properties back to the judicial, legislative or executive branches of the State of Maine and related entities.

The Authority is considered a component unit of the State of Maine. However, the Authority does not receive any direct State appropriations for its operations. The Authority does receive loan servicing fees (included in administrative fees on the statement of revenues, expenses and changes in net position) from the judicial, legislative and executive branches of the State of Maine that are based on the original amount of the lease for each project.

As the result of the Authority issuing tax-exempt debt, it is required to prepare arbitrage rebate calculations for each series of tax-exempt bonds outstanding and remit payment to the Internal Revenue Service every five years. The Authority contracts with an arbitrage consultant to maintain and prepare all rebate calculations that will be filed with the Internal Revenue Service. There were no arbitrage liabilities at June 30, 2019 and there were no arbitrage payments required to be made in fiscal year 2019.

MAINE GOVERNMENTAL FACILITIES AUTHORITY

MANAGEMENT'S DISCUSSION AND ANALYSIS (CONTINUED)

June 30, 2019

Overview of the Financial Statements

This discussion and analysis is intended to serve as an introduction to the Authority's financial statements, which is comprised of the basic financial statements and the notes to the financial statements.

Basic Financial Statements

The basic financial statements are designed to provide readers with a broad overview of the Authority's finances in a manner similar to a private-sector business.

The statement of net position presents information on all of the Authority's assets, deferred outflows of resources, liabilities, deferred inflows of resources and net position. Over time, increases or decreases in net position may serve as a useful indicator of whether the financial position of the Authority is improving or deteriorating. Net position increases when revenues exceed expenses. Increases to assets without a corresponding increase to liabilities results in increased net position, which may indicate an improved financial position.

The statement of revenues, expenses, and changes in net position presents information showing how the Authority's net position changed during the fiscal year. All changes in net position are generally reported as soon as the underlying event occurs, regardless of timing of related cash flows. Thus, revenues and expenses are reported in this statement for some items that will only result in cash flows in future periods.

Notes to the Financial Statements

The notes to the financial statements provide additional information that is essential to a full understanding of the data provided in the basic financial statements.

Financial Analysis

Net position may serve, over time, as a useful indicator of a government's financial position. In the case of the Authority's general operating account, assets exceeded liabilities by \$4,483,298 at June 30, 2019. This represents an increase of \$468,688 or 11.7% over the previous fiscal year. This increase is related to operating revenues exceeding operating expenses in fiscal year 2019.

MAINE GOVERNMENTAL FACILITIES AUTHORITY
MANAGEMENT'S DISCUSSION AND ANALYSIS (CONTINUED)

June 30, 2019

The Authority's financial position for the past two years is summarized as follows:

GENERAL OPERATING ACCOUNT

Statements of Net Position
June 30, 2019 and 2018

	<u>2019</u>	<u>2018</u>	<u>Percentage Change</u>
Current assets:			
Cash and cash equivalents	\$1,419,394	\$ 380,665	272.9%
Investments	3,246,975	3,904,983	(16.9)
Accounts receivable	1,638	312	425.0
Other assets	—	5,000	(100.0)
Accrued interest income receivable	<u>7,714</u>	<u>10,829</u>	<u>(28.8)</u>
Total current assets	4,675,721	4,301,789	8.7
Current liabilities:			
Unearned fees	179,618	162,922	10.2
Accounts payable	<u>12,805</u>	<u>10,045</u>	<u>27.5</u>
Total current liabilities	192,423	172,967	11.2
Noncurrent liabilities:			
Unearned fees	<u>—</u>	<u>114,212</u>	<u>(100.0)</u>
Total liabilities	<u>192,423</u>	<u>287,179</u>	<u>(33.0)</u>
Net position – unrestricted	<u>\$4,483,298</u>	<u>\$4,014,610</u>	<u>11.7%</u>

MAINE GOVERNMENTAL FACILITIES AUTHORITY

MANAGEMENT'S DISCUSSION AND ANALYSIS (CONTINUED)

June 30, 2019

GENERAL BOND RESOLUTION

Statements of Net Position
June 30, 2019 and 2018

	<u>2019</u>	<u>2018</u>	<u>Percentage Change</u>
Current assets:			
Cash and cash equivalents	\$ 39,752	\$ 11,756	238.1%
Lease payments receivable from lessee	23,256,581	22,181,581	4.8
Interest and other amounts receivable from lessee	<u>2,432,755</u>	<u>2,118,284</u>	<u>14.8</u>
Total current assets	25,729,088	24,311,621	5.8
Noncurrent assets:			
Lease payments receivable from lessee	<u>210,817,815</u>	<u>183,564,396</u>	<u>14.8</u>
Total assets	<u>236,546,903</u>	<u>207,876,017</u>	<u>13.8</u>
Deferred outflow of resources:			
Unamortized deferred loss on refunding	<u>2,624,331</u>	<u>3,420,558</u>	<u>(23.3)</u>
Current liabilities:			
Bonds payable, net	23,759,500	22,966,200	3.5
Accrued interest payable	<u>2,470,490</u>	<u>2,127,910</u>	<u>16.1</u>
Total current liabilities	26,229,990	25,094,110	4.5
Noncurrent liabilities:			
Bonds payable	<u>212,939,831</u>	<u>186,189,358</u>	<u>14.4</u>
Total liabilities	<u>239,169,821</u>	<u>211,283,468</u>	<u>13.2</u>
Net position – restricted	\$ <u>1,413</u>	\$ <u>13,107</u>	<u>(89.2)%</u>

MAINE GOVERNMENTAL FACILITIES AUTHORITY

MANAGEMENT'S DISCUSSION AND ANALYSIS (CONTINUED)

June 30, 2019

The Authority's results of operations for the past two years are summarized below:

GENERAL OPERATING ACCOUNT

Statements of Revenues, Expenses and Changes in Net Position
For the Years ended June 30, 2019 and 2018

	<u>2019</u>	<u>2018</u>	<u>Percentage Change</u>
Operating revenues:			
Administrative fees	\$ 618,989	\$ 630,371	(1.8)%
Interest income from investments	73,471	56,163	30.8
Net increase (decrease) in fair value of investments	<u>42,717</u>	<u>(35,396)</u>	<u>220.7</u>
Total operating revenues	735,177	651,138	12.9
Operating expenses:			
Salaries	83,967	76,417	9.9
Employee benefits	40,510	39,770	1.9
Professional and other fees	31,889	31,716	0.5
Insurance	82,550	84,230	(2.0)
Office	13,395	12,738	5.2
Accretion of interest on unearned fees	7,300	14,130	(48.3)
Other	<u>6,878</u>	<u>5,949</u>	<u>15.6</u>
Total operating expenses	<u>266,489</u>	<u>264,950</u>	<u>0.6</u>
Operating income	468,688	386,188	21.4
Net position, beginning of year	<u>4,014,610</u>	<u>3,628,422</u>	<u>10.6</u>
Net position, end of year	<u>\$4,483,298</u>	<u>\$4,014,610</u>	<u>11.7%</u>

MAINE GOVERNMENTAL FACILITIES AUTHORITY

MANAGEMENT'S DISCUSSION AND ANALYSIS (CONTINUED)

June 30, 2019

GENERAL BOND RESOLUTION

Statements of Revenues, Expenses and Changes in Net Position
For the Years Ended June 30, 2019 and 2018

	<u>2019</u>	<u>2018</u>	<u>Percentage Change</u>
Operating revenues:			
Received and receivable from lessee	\$ 9,512,704	\$8,351,823	13.9%
Interest income from investments	40,349	11,287	257.5
Other income	<u>629,305</u>	<u>688,825</u>	<u>(8.6)</u>
Total operating revenues	10,182,358	9,051,935	12.5
Operating expenses:			
Cost of issuance	629,305	688,825	(8.6)
Interest expense	<u>9,564,747</u>	<u>8,356,560</u>	<u>14.5</u>
Total operating expenses	<u>10,194,052</u>	<u>9,045,385</u>	<u>12.7</u>
Operating (loss) income	(11,694)	6,550	(278.5)
Net position, beginning of year	<u>13,107</u>	<u>6,557</u>	<u>99.9</u>
Net position, end of year	<u>\$ 1,413</u>	<u>\$ 13,107</u>	<u>(89.2)%</u>

MAINE GOVERNMENTAL FACILITIES AUTHORITY

MANAGEMENT'S DISCUSSION AND ANALYSIS (CONTINUED)

June 30, 2019

General Operating Account

Cash and cash equivalents held in the General Operating Account increased \$1,038,729 or 272.9% at June 30, 2019 compared to June 30, 2018. The increase is the result of operating income in fiscal 2019 that has not been invested at June 30, 2019 as well as a security that had been called and not yet reinvested at June 30, 2019.

Investments decreased \$658,008 or 16.9% at June 30, 2019 compared to June 30, 2018. The decrease relates primarily to an investment that had been called and not yet reinvested at June 30, 2019.

Unearned fees decreased \$97,516 or 35.2% from 2018 as a result of amortization of fees collected in advance in prior years (see note 7 in financial statements).

Administrative fees in fiscal year 2019 decreased by \$11,382 or 1.8%. The decrease is primarily due to initial fees related to bond issuances within the General Bond Resolution, which are based upon the total par amount of bonds issued (50,510,000 in 2019 versus 58,535,000 in 2018).

Net position increased \$468,688 or 11.7% in fiscal year 2019. The Authority continued to maintain a positive spread of income from fees and interest income over operating expenses.

The Authority shares office space and staff with the Maine Municipal Bond Bank (Bond Bank). The Authority reimburses the Bond Bank for its proportionate share of personnel services, employee benefits, office space, equipment rental and other miscellaneous costs.

General Bond Resolution

Cash and cash equivalents held in the General Bond Resolution increased \$27,996 or 238.1% at June 30, 2019 compared to June 30, 2018. The increase is the primary result of debt service payments received from lessees as compared to scheduled debt service payments on bonds outstanding.

Unamortized deferred loss on refunding decreased \$796,227 or 23.3% at June 30, 2019 as compared to June 30, 2018, representing fiscal 2019 amortization.

Refer to "Financial Highlights" section on page 3 for change in outstanding bonds payable and lease payments receivable at June 30, 2019 as compared to June 30, 2018.

Interest expense on the bonds increased \$1,208,187 or 14.5% in fiscal year 2019 from 2018 based on the scheduled payments reflecting higher average outstanding bonds payable balances in fiscal 2019. Consistent with the increase in interest expense, interest and other amounts received from lessee increased in fiscal 2019 by \$1,160,881 or 13.9%

Other income and cost of issuance expense each decreased \$59,520 or 8.6%. The decrease relates entirely to lower costs of issuance in 2019, which are reimbursed from the bond issuance accounts and are considered revenue to the general bond resolution.

Requests for Information

This financial report is designed to provide a general overview of the Authority's financial statements for all those with an interest in its finances. Questions concerning any of the information provided in this report or request for additional information should be addressed to the Executive Director, Maine Governmental Facilities Authority, P.O. Box 2268, Augusta, ME 04338-2268.

MAINE GOVERNMENTAL FACILITIES AUTHORITY

STATEMENTS OF NET POSITION

June 30, 2019

	<u>General Operating Account</u>	<u>General Bond Resolution</u>	<u>Total</u>
<u>ASSETS</u>			
Current assets:			
Cash and cash equivalents (note 3)	\$ 1,419,394	\$ 39,752	\$ 1,459,146
Investments (note 3)	3,246,975	-	3,246,975
Lease payments receivable from lessee	-	23,256,581	23,256,581
Interest and other amounts receivable from lessee	-	2,432,755	2,432,755
Accounts receivable	1,638	-	1,638
Accrued interest income receivable	<u>7,714</u>	<u>-</u>	<u>7,714</u>
Total current assets	4,675,721	25,729,088	30,404,809
Noncurrent assets:			
Lease payments receivable from lessee (note 4)	<u>-</u>	<u>210,817,815</u>	<u>210,817,815</u>
Total assets	<u>4,675,721</u>	<u>236,546,903</u>	<u>241,222,624</u>
<u>DEFERRED OUTFLOW OF RESOURCES</u>			
Unamortized deferred loss on refunding (note 5)	<u>-</u>	<u>2,624,331</u>	<u>2,624,331</u>
<u>LIABILITIES</u>			
Current liabilities:			
Bonds payable, net (note 4)	-	23,759,500	23,759,500
Accrued interest payable	-	2,470,490	2,470,490
Unearned fees (note 7)	179,618	-	179,618
Accounts payable (note 6)	<u>12,805</u>	<u>-</u>	<u>12,805</u>
Total current liabilities	192,423	26,229,990	26,422,413
Noncurrent liabilities:			
Bonds payable (note 4)	<u>-</u>	<u>212,939,831</u>	<u>212,939,831</u>
Total liabilities	<u>192,423</u>	<u>239,169,821</u>	<u>239,362,244</u>
<u>NET POSITION</u>			
Restricted	-	1,413	1,413
Unrestricted	<u>4,483,298</u>	<u>-</u>	<u>4,483,298</u>
Total net position	<u>\$4,483,298</u>	<u>\$ 1,413</u>	<u>\$ 4,484,711</u>

See accompanying notes.

MAINE GOVERNMENTAL FACILITIES AUTHORITY

STATEMENTS OF REVENUES, EXPENSES AND CHANGES IN NET POSITION

Year Ended June 30, 2019

	General Operating <u>Account</u>	General Bond <u>Resolution</u>	<u>Total</u>
Operating revenues:			
Received and receivable from lessee	\$ —	\$ 9,512,704	\$ 9,512,704
Administrative fees (note 7)	618,989	—	618,989
Interest income from investments	73,471	40,349	113,820
Net increase in fair value of investments	42,717	—	42,717
Other income	<u>—</u>	<u>629,305</u>	<u>629,305</u>
Total operating revenues	735,177	10,182,358	10,917,535
Operating expenses (note 6):			
Interest expense	—	9,564,747	9,564,747
Cost of issuance	—	629,305	629,305
Salaries	83,967	—	83,967
Employee benefits	40,510	—	40,510
Professional and other fees	31,889	—	31,889
Insurance	82,550	—	82,550
Office	13,395	—	13,395
Accretion of interest on unearned fees (note 7)	7,300	—	7,300
Other	<u>6,878</u>	<u>—</u>	<u>6,878</u>
Total operating expenses	<u>266,489</u>	<u>10,194,052</u>	<u>10,460,541</u>
Operating income (loss)	468,688	(11,694)	456,994
Net position, beginning of year	<u>4,014,610</u>	<u>13,107</u>	<u>4,027,717</u>
Net position, end of year	<u>\$4,483,298</u>	<u>\$ 1,413</u>	<u>\$ 4,484,711</u>

See accompanying notes.

MAINE GOVERNMENTAL FACILITIES AUTHORITY

STATEMENTS OF CASH FLOWS

Year Ended June 30, 2019

	<u>General Operating Account</u>	<u>General Bond Resolution</u>	<u>Total</u>
Operating activities:			
Cash received from lessee	\$ 517,847	\$ 31,379,814	\$ 31,897,661
Cash received from other income	—	629,305	629,305
Cash deposited to construction funds	—	(50,510,000)	(50,510,000)
Cash paid for bond issuance costs	—	(629,305)	(629,305)
Cash paid for operating expenses	<u>(256,429)</u>	<u>—</u>	<u>(256,429)</u>
Net cash provided (used) by operating activities	261,418	(19,130,186)	(18,868,768)
Noncapital financing activities:			
Proceeds from bonds payable	—	55,000,000	55,000,000
Bond premium deposited to construction funds	—	(4,490,000)	(4,490,000)
Principal paid on bonds payable	—	(22,170,000)	(22,170,000)
Interest paid on bonds payable	<u>—</u>	<u>(9,222,167)</u>	<u>(9,222,167)</u>
Net cash provided by noncapital financing activities	—	19,117,833	19,117,833
Investing activities:			
Purchases of investment securities	(1,998,039)	—	(1,998,039)
Proceeds from sales and maturities of investment securities	2,698,764	—	2,698,764
Cash received from interest income	<u>76,586</u>	<u>40,349</u>	<u>116,935</u>
Net cash provided by investing activities	<u>777,311</u>	<u>40,349</u>	<u>817,660</u>
Increase in cash and cash equivalents	1,038,729	27,996	1,066,725
Cash and cash equivalents at beginning of year	<u>380,665</u>	<u>11,756</u>	<u>392,421</u>
Cash and cash equivalents at end of year	\$ <u>1,419,394</u>	\$ <u>39,752</u>	\$ <u>1,459,146</u>
Reconciliation of operating income (loss) to net cash provided (used) by operating activities:			
Operating income (loss)	\$ 468,688	\$ (11,694)	\$ 456,994
Adjustments to reconcile operating income (loss) to net cash provided (used) by operating activities:			
Accretion of interest on unearned fees	7,300	—	7,300
Amortization of unearned fees and costs	(114,215)	—	(114,215)
Interest expense	—	9,564,747	9,564,747
Interest income	(73,471)	(40,349)	(113,820)
Net increase in fair value of investments	(42,717)	—	(42,717)
Changes in operating assets and liabilities:			
Interest and other amounts receivable from lessee	—	(314,471)	(314,471)
Accounts receivable	(1,326)	—	(1,326)
Accounts payable	2,760	—	2,760
Other unearned fees	9,399	—	9,399
Other assets	5,000	—	5,000
Lease payments receivable from lessee	<u>—</u>	<u>(28,328,419)</u>	<u>(28,328,419)</u>
Net cash provided (used) by operating activities	\$ <u>261,418</u>	\$ <u>(19,130,186)</u>	\$ <u>(18,868,768)</u>

See accompanying notes.

MAINE GOVERNMENTAL FACILITIES AUTHORITY

NOTES TO FINANCIAL STATEMENTS

June 30, 2019

1. **Organization**

The Maine Governmental Facilities Authority (the Authority) is constituted as an instrumentality and a component unit of the State of Maine (the State), organized and existing under and pursuant to M.R.S.A., Title 4, Chapter 33, Sections 1601 to 1618, inclusive (the Act).

The Authority was created for the purpose of assisting in the financing, acquisition, construction, improvement, reconstruction and equipping of structures, or facilities, for use by the judicial, legislative, or executive branches of the State government and related entities. To accomplish its purposes, the Authority is authorized to acquire real or personal property, prepare and plan projects, furnish and equip projects, provide for financing or refinancing of such projects and lease properties back to the judicial, legislative or executive branches of the State government and related entities. The Authority is also authorized to issue bonds and notes to fulfill its statutory purposes.

The Authority may not issue securities in excess of \$701,135,000 outstanding at any one time except for the issuance of certain revenue refunding securities. The State Legislature may increase this limit as necessary to meet the Authority's needs.

Debt issued by the Authority is not debt of the State or any political subdivision within the State and the State is not obligated for such debt, nor is the full faith and credit of the State pledged for such debt. The Authority is exempt from federal and state income taxes. Interest paid on bonds issued by the Authority is exempt from federal and Maine income taxes.

Except for earnings on investments, substantially all of the Authority's revenue is received from lease payments, which are scheduled to closely match required bond principal and interest payments and loan servicing fees from the State for facilities financed by the Authority. The lessee's obligation to make lease payments and any other obligation under the lease agreement are subject to and dependent upon biennial appropriations being made by the State Legislature for such purposes.

The Authority's General Operating Account Fund Group records the revenues and expenses generated from its daily operations in administration of the General Bond Resolution. The Authority has an arrangement with the Maine Municipal Bond Bank (the Bond Bank) resulting in an allocation of general overhead expenses from the operations of the Bond Bank to the Authority. This arrangement, which is renewed each year as part of the budget process, apportions staff, office space and other shared costs to the Authority and provides the Authority with an economic benefit by sharing these costs with a similar organization. The Authority also has direct operating expenses that it pays through the General Operating Account Fund Group.

2. **Significant Accounting Policies**

The State of Maine treats the Authority as an "internal service fund" on the State's financial statements. Therefore, the books of accounts of the Authority are maintained in accordance with the principles of proprietary fund accounting and the requirements of the bond issue documents.

MAINE GOVERNMENTAL FACILITIES AUTHORITY

NOTES TO FINANCIAL STATEMENTS

June 30, 2019

2. **Significant Accounting Policies (Continued)**

As discussed below, the Authority complies with Governmental Accounting Standards Board (GASB) statements codified under GASB Statement No. 62, *Codification of Accounting and Financial Reporting Guidelines Contained in Pre-November 30, 1989 FASB and AICPA Pronouncements* (GASB 62).

The financial statements are prepared in accordance with GASB No. 34, *Basic Financial Statements – and Management’s Discussion and Analysis – for State and Local Governments*, No. 37, *Basic Financial Statements – and Management’s Discussion and Analysis – for State and Local Governments: Omnibus – an amendment of GASB Statement No. 21 and No. 34*, and No. 38, *Certain Financial Statement Note Disclosures*

Accounting Method

The Authority uses the accrual basis of accounting and accordingly recognizes revenues as earned and expenses as incurred.

Federal Income Taxes

It is the opinion of management that the Authority is exempt from federal income taxes under Internal Revenue Code (IRC) Section 115, and that the Authority has maintained its tax-exempt status and has no uncertain tax positions that require adjustment or disclosure in these financial statements. However, the Authority is subject to the arbitrage rebate requirements of Section 148 of the IRC. Section 148 requires that any arbitrage profit earned on the proceeds of tax-exempt bonds issued after 1985 must be rebated to the federal government at least once every five years, with the balance rebated no later than 60 days after the retirement of the bonds.

There was no arbitrage rebate expense for the year ended June 30, 2019.

Cash and Cash Equivalents

The Authority considers all checking and savings deposits and highly liquid investments with maturities of three months or less to be cash equivalents.

Investments

Investments are carried at fair value. Changes in fair value are recorded as net increase or decrease in the fair value of investments on the statements of revenues, expenses and changes in net position.

Financing Leases

Projects financed through the issuance of bonds are subsequently leased or subleased to the three branches of state government under financing lease arrangements. The property is not reflected on the accompanying combined financial statements since the lease agreements meet the criteria for financing leases under accounting principles generally accepted in the United States of America. Instead, the Authority records the present value of lease payments receivable as an asset. Interest revenue is accreted over the life of the lease using a method approximating the effective interest method.

MAINE GOVERNMENTAL FACILITIES AUTHORITY

NOTES TO FINANCIAL STATEMENTS

June 30, 2019

2. Significant Accounting Policies (Continued)

Bond Discounts, Premiums and Issuance Costs

Costs associated with issuing debt, which are generally paid by means of fees collected from lessee, are expensed in the year incurred. To the extent they are used to pay bond issuance costs, premiums remitted to the Authority are recorded as other income. Other premiums and discounts are passed on to the borrowers and are, therefore, not recorded. For each refunding, bond premiums are presented as an increase to the face amount of the bonds payable.

Refundings

Under GASB Statement No. 23, the difference between the reacquisition price and the net carrying amount of the old debt is deferred and amortized as a component of interest expense over the remaining life of the old debt, or the life of the new debt, whichever is shorter, using the bonds outstanding method. The unamortized portion of the deferred amount is reported as a deferred outflow of resources. Amortization for the year ended June 30, 2019 was \$796,227.

The gains, losses and economic benefits of advance refundings completed within the General Bond Resolution inure to the State of Maine and not the Authority. See note 5.

Use of Estimates

The preparation of financial statements in conformity with accounting principles generally accepted in the United States of America requires management of the Authority to make estimates and assumptions that affect the reported amounts of assets and liabilities and disclosures of contingent assets and liabilities at the date of the financial statements and the reported amounts of revenues and expenses during the reporting period. Actual results could differ from those estimates.

Total Columns

The “total” columns contain the totals of the similar accounts of the various funds. The combination of the accounts, including assets therein, is for convenience and presentation purposes only.

Recently Issued Accounting Pronouncements

In June 2017, GASB issued Statement No. 87, *Leases*. This statement requires government entities that are lessees to recognize the following: (a) a lease liability and (b) an intangible asset representing the lessee’s right to use the leased asset; and report in its financial statements: (a) amortization expense for using the lease asset over the shorter of the term of the lease or the useful life of the underlying asset, (b) interest expense on the lease liability, and (c) note disclosures about the lease. Government entities that are lessors must recognize the following: (a) a lease receivable and (b) a deferred inflow of resources and continue to report the leased asset in its financial statements; and report in its financial statements: (a) lease revenue, recognized over the term of the lease, corresponding with the reduction of the deferred inflow, (b) interest income on the receivable; and (c) note disclosures about the lease. The statement provides exceptions from the single-approach for short-term leases, financial purchases, leases of assets that are investments, and certain regulated leases. The statement also addresses accounting for lease terminations and modifications, sale-leaseback transactions, nonlease components embedded in lease contracts (such as service agreements), and leases with related parties. The statement is effective for reporting periods beginning after December 15, 2019, with earlier application permitted. The Authority is currently evaluating the impact of the pending adoption of this statement on its financial statements.

MAINE GOVERNMENTAL FACILITIES AUTHORITY

NOTES TO FINANCIAL STATEMENTS

June 30, 2019

3. Investments and Cash and Cash Equivalents

The Authority is authorized, under Maine statutes, to invest in obligations of the U.S. Treasury, certain U.S. Governmental Agencies and collateralized repurchase agreements. The Authority invests available cash in accordance with Maine statutes, applicable Series Resolutions and Tax Regulatory Agreements.

The Authority's policy is to invest all available funds at the highest possible rates, in conformance with legal and administrative guidelines. Generally, the funds are invested to coincide with the cash needs for operating, debt service and arbitrage rebate requirements.

At June 30, 2019, investments and cash and cash equivalents are as follows (at fair value):

General operating account:	
U.S. Government-sponsored enterprise bonds	\$3,246,975
Cash and cash equivalents	<u>1,419,394</u>
	<u>\$4,666,369</u>
General bond resolution:	
Cash and cash equivalents	<u>\$ 39,752</u>

The following table provides information on future maturities of the Authority's investment in U.S. Government sponsored enterprise bonds as of June 30, 2019:

	<u>Fair Value</u>	<u>Less than One Year</u>	<u>One to Five Years</u>	<u>Six to Ten Years</u>	<u>More than Ten Years</u>
<u>General Operating Account</u>					
U.S. Government-sponsored enterprise bonds	<u>\$3,246,975</u>	<u>\$997,600</u>	<u>\$2,249,375</u>	<u>\$ —</u>	<u>\$ —</u>

For an investment, custodial credit risk is the risk that, in the event of the failure of the counterparty, the Authority will not be able to recover the value of its investments or collateral securities that are in the possession of an outside party. The Authority's cash equivalents are primarily held by Bangor Savings Bank, Camden National Bank and Wilmington Trust. Management of the Authority is not aware of any issues with respect to custodial credit risk at any of the banks at June 30, 2019.

The cash of the general operating account at June 30, 2019, consists of \$250,000 insured deposits and \$356,934 of uninsured deposits with Camden National Bank. Cash equivalents consist of \$812,460 in money market funds secured by short-term U.S. Treasury obligations.

Cash and cash equivalents of the General Bond Resolution at June 30, 2019 consist primarily of money market funds secured by short-term U.S. Treasury obligations.

MAINE GOVERNMENTAL FACILITIES AUTHORITY

NOTES TO FINANCIAL STATEMENTS

June 30, 2019

4. Bonds Payable and Lease Payments Receivable

As of June 30, 2019, the Authority had authorized and has outstanding the following series and amounts of revenue bonds, with original interest rates and maturity dates:

	<u>Original Maturity</u>	<u>Original Amount Issued</u>	<u>Amount Outstanding June 30, 2019</u>
Series 2009 A, 3.25% – 5.00%, dated October 29, 2009	2010 – 2029	\$ 11,960,000	\$ 585,000
Series 2010 A, 2.50% – 5.00%, dated April 1, 2010	2010 – 2023	25,600,000	6,550,000
Series 2011 A, 3.00% – 4.50%, dated October 26, 2011	2012 – 2031	33,000,000	24,080,000
Series 2013A, 2.00% – 5.00%, dated June 13, 2013	2014 – 2033	30,290,000	24,975,000
Series 2014A, 1.98%, dated June 19, 2014	2014 – 2024	10,055,000	4,480,000
Series 2014B, 2.10%, dated July 10, 2014	2015 – 2024	2,900,000	1,820,000
Series 2015A, 3.00% – 5.00%, dated July 16, 2015	2015 – 2023	41,115,000	8,080,000
Series 2015B, 2.00% – 5.00%, dated November 19, 2015	2016 – 2025	21,190,000	15,815,000
Series 2016A, 3.00% – 5.00%, dated October 6, 2016	2018 – 2029	24,950,000	24,390,000
Series 2016B, 3.00% – 5.00%, dated October 6, 2016	2017 – 2036	17,980,000	16,160,000
Series 2017A, 2.50% – 5.00%, dated August 24, 2017	2018 – 2037	58,535,000	56,630,000
Series 2018A, 3.50% – 5.00%, dated September 27, 2018	2019 – 2038	<u>50,510,000</u>	<u>50,510,000</u>
		<u>\$ 328,085,000</u>	<u>\$ 234,075,000</u>

Such amounts are reflected on the statement of net position of the general bond resolution as follows:

Total principal outstanding	\$ 234,075,000
Unamortized original issue premium on refunding bonds	<u>2,624,331</u>
Total bonds payable	236,699,331
Current portion	<u>23,759,500</u>
Noncurrent portion	<u>\$ 212,939,831</u>

MAINE GOVERNMENTAL FACILITIES AUTHORITY

NOTES TO FINANCIAL STATEMENTS

June 30, 2019

4. Bonds Payable and Lease Payments Receivable (Continued)

The outstanding bonds payable will mature in each of the following years (in substantially equivalent amounts to payments due from lessees) with interest paid semiannually:

<u>Due Bond</u> <u>Year Ending October 1</u>	<u>Principal</u>	<u>Interest</u>	<u>Total</u>
2019	\$ 23,205,000	\$ 4,940,981	\$ 28,145,981
2020	16,305,000	8,884,901	25,189,901
2021	14,970,000	8,264,036	23,234,036
2022	14,925,000	7,658,002	22,583,002
2023	14,875,000	7,013,055	21,888,055
2024 – 2028	67,035,000	25,847,840	92,882,840
2029 – 2033	49,615,000	12,686,443	62,301,443
2034 – 2038	<u>33,145,000</u>	<u>3,806,750</u>	<u>36,951,750</u>
	<u>\$ 234,075,000</u>	<u>\$79,102,008</u>	<u>\$ 313,177,008</u>

The following summarizes bond payable activity for the Authority for the year ended June 30, 2019:

Balance, beginning of year	\$ 209,155,558
Issuances – face value	50,510,000
Amortization of premium on refunding bonds	(796,227)
Redemptions	<u>(22,170,000)</u>
Balance, end of year	<u>\$ 236,699,331</u>

The Authority's bonds payables are to be repaid through collection of outstanding lease payments receivable from lessee. Lease payments from lessee are scheduled to closely match required bond principal and interest payments

5. Refunding Issues

In periods of declining interest rates, the Authority has refunded certain bond obligations. The proceeds of any advance refunding bonds are primarily used to purchase U.S. Treasury obligations, the principal and interest on which will be sufficient to pay the principal and interest, when due, of the defeased bonds. The Authority accounts for these transactions by removing the U.S. Treasury obligations and liabilities for the in-substance defeased bonds from its records, and records a deferred amount on refunding. The U.S. Treasury obligations are placed in irrevocable trust accounts with the trustees of the defeased bonds. The gains, losses and economic benefits of these transactions inure to the lessee and not the Authority, although the Authority may receive an administrative fee.

At June 30, 2019, the remaining balances of the General Resolution in-substance defeased bonds totaled \$6,515,000.

MAINE GOVERNMENTAL FACILITIES AUTHORITY

NOTES TO FINANCIAL STATEMENTS

June 30, 2019

6. Operating Expenses

The Authority has an arrangement with Maine Municipal Bond Bank which allocates a portion of Bond Bank expenses to the Authority. The allocation is based on expenses specifically incurred on behalf of the Authority and the Authority's estimated portion of general overhead. The arrangement is approved annually by the Board through the budgetary approval process. The Authority recognized approximately \$214,140 of expense under this arrangement in 2019, and owed the Bond Bank \$12,100 at June 30, 2019.

7. Unearned Fees

Included in the unearned fees total of \$179,618 at June 30, 2019, is \$114,212 representing the advance payment of the present value of all future required annual fees on certain bond issues by the executive branch of the State of Maine. These amounts are being amortized using the effective interest method over the respective terms of the underlying bonds. During the year ended June 30, 2019, \$114,215 of previously unearned income was included in administrative fee revenue.

8. Fair Value Measurements

The Authority categorizes its fair value measurements within the fair value hierarchy established by generally accepted accounting principles. The hierarchy is based on the valuation inputs used to measure the fair value of the asset. The framework provides a fair value hierarchy that prioritizes the inputs to valuation techniques used to measure fair value. The hierarchy gives the highest priority to unadjusted quoted prices in active markets for identical assets or liabilities (Level 1 measurements) and lowest priority to unobservable inputs (Level 3 measurements). The three levels of the fair value hierarchy are described below:

Level 1 – Inputs to the valuation methodology are unadjusted quoted prices for identical assets or liabilities in active markets that the Authority has the ability to access.

Level 2 – Inputs to the valuation method include:

- Quoted prices for similar assets or liabilities in active markets;
- Quoted prices for identical or similar assets or liabilities in inactive markets;
- Inputs other than quoted prices that are observable for the asset or liability;
- Inputs that are derived principally from or corroborated by observable market data by correlation or other means

If the asset or liability has a specified (contractual) term, the Level 2 input must be observable for substantially the full term of the asset or liability.

Level 3 – Inputs to the valuation methodology are unobservable and significant to the fair value measurement.

MAINE GOVERNMENTAL FACILITIES AUTHORITY

NOTES TO FINANCIAL STATEMENTS

June 30, 2019

8. **Fair Value Measurements (Continued)**

Assets and liabilities measured at fair value are based on one or more of three valuation techniques. The three valuation techniques are as follows:

- *Market approach* – Prices and other relevant information generated by market transactions involving identical or comparable assets or liabilities;
- *Cost approach* – Amount that would be required to replace the service capacity of an asset (i.e., replacement cost); and
- *Income approach* – Techniques to convert future amounts to a single present amount based on market expectations (including present value techniques).

Each asset’s or liability’s fair value measurement level within the fair value hierarchy is based on the lowest level of any input that is significant to the fair value measurement. Valuation techniques used need to maximize the use of observable inputs and minimize the use of unobservable inputs.

Following is a description of the valuation methodologies used for assets measured at fair value.

U.S. Government-sponsored enterprise bonds: Fair value is determined based on quoted prices in active markets, or by using broker or dealer quotations, external pricing providers, or alternative pricing sources with reasonable levels of price transparency.

The methods described above may produce a fair value calculation that may not be indicative of net realizable value or reflective of future fair values. Furthermore, while the Authority believes its valuation methods are appropriate and consistent with other market participants, the use of different methodologies or assumptions to determine the fair value of certain financial instruments could result in a different fair value measurement at the reporting date.

The following table sets forth by level, within the fair value hierarchy, the Authority’s assets carried at fair value on a recurring basis as of June 30, 2019:

	<u>Level 1</u>	<u>Level 2</u>	<u>Level 3</u>	<u>Total</u>
<u>General Operating Account</u>				
U.S. Government-sponsored enterprise bonds	\$ <u>—</u>	\$ <u>3,246,975</u>	\$ <u>—</u>	\$ <u>3,246,975</u>

MAINE GOVERNMENTAL FACILITIES AUTHORITY

SCHEDULE OF ACTIVITIES

Year Ended June 30, 2019

	<u>Expenses</u>	<u>Program Revenues</u>			<u>Capital Grants/ Contributions</u>	<u>Net Revenue (Expense) and Changes in Net Position</u>
		<u>Charges for Services</u>	<u>Program Investment Income</u>	<u>Operating Grants and Contributions</u>		<u>Total</u>
Functions/Programs:						
Maine Governmental Facilities Authority	\$ <u>(10,460,541)</u>	\$ <u>10,760,998</u>	\$ <u>40,349</u>	\$ <u>—</u>	\$ <u>—</u>	\$ <u>340,806</u>
Total	\$ <u>(10,460,541)</u>	\$ <u>10,760,968</u>	\$ <u>40,349</u>	\$ <u>—</u>	\$ <u>—</u>	340,806
General revenues:						
Unrestricted interest and investment earnings						<u>116,188</u>
Total general revenues and extraordinary items						<u>116,188</u>
Change in net position						456,994
Net position, beginning of year						<u>4,027,717</u>
Net position, end of year						<u>\$4,484,711</u>