

MAINE STATE LEGISLATURE

The following document is provided by the
LAW AND LEGISLATIVE DIGITAL LIBRARY
at the Maine State Law and Legislative Reference Library
<http://legislature.maine.gov/lawlib>



Reproduced from electronic originals
(may include minor formatting differences from printed original)



State of Maine
Department of Public Safety

STATE

CITY



COUNTY

CRIME IN MAINE
2023

**STATE OF MAINE DEPARTMENT OF
PUBLIC SAFETY**

Janet T. Mills, **Governor**

Michael J. Sauschuck, **Commissioner**

William G. Ross, **Chief / Maine State Police**

Scott A. Gosselin, **Major Support Services Division**

ACKNOWLEDGEMENTS

The Maine State Police would like to express its appreciation to
the following personnel who assisted in this publication:

UCR Division:

Matthew R. Ruel, Myriah Cotter, **Supervisors**

Jessica L. Cummings, **Publication Coordinator**

Public Information Officer:

Shannon Moss

The UCR Program is grateful for the continued support and cooperation from all submitting agencies, Maine Chiefs of Police Association, and the Sheriff's Association.

This publication is issued by the Maine Department of Public Safety, Maine State Police, as authorized by MRSA Title 25, § 1544, to inform the Governor, Legislature, and law enforcement agencies of the nature and extent of crime in the State of Maine.

Prepared by:

Uniform Crime Reporting / National Incident Base Reporting Division

45 Commerce Drive, Suite 1, Augusta, Me 04333-0042

(207) 624-7276



Janet T. Mills
Governor

Michael J. Sauschuck
Commissioner

STATE OF MAINE
Department of Public Safety
MAINE STATE POLICE

45 Commerce Drive - Suite 1
Augusta, Maine 04333



COL. William G. Ross
Chief

LTC. Brian P. Scott
Deputy Chief

November 19, 2024

Honorable Janet T. Mills
Governor, State of Maine
1 State House Station
Augusta, ME 04333-0001

Dear Governor Mills:

It is my privilege to submit to you and the members of the 132nd Legislature the "2023 Crimes in Maine Annual Report," pursuant to section 1544 of Title 25 of the Maine Revised Statutes Annotated. This report is the product of the cooperative collection and submission efforts of more than 150 municipal, county and state law enforcement agencies in Maine to the State Bureau of Identification and the Records Management Unit of the Maine State Police.

National Incident Based Reporting System data provides law enforcement administrators, lawmakers, special interest groups and the public with valuable information that supports the formulation of public safety policy in the areas of law enforcement and crime prevention.

Maine's law enforcement community and its partners in the public and private sectors has a long-standing reputation of hard work and collaboration that has traditionally made Maine one of the safest states in the country.

We are sincerely grateful for the continued participation by Maine's police chiefs and sheriffs in this valuable program.

Sincerely,

Colonel William G. Ross
Maine State Police

++ INTEGRITY ++ ++ FAIRNESS ++ ++ COMPASSION ++ ++ EXCELLENCE ++

(207) 624-7200 (Voice)

(207) 287-3659 (Fax)

TTY User: 711

TABLE OF CONTENTS

Dedication Page	1 - 3
Introduction	4 - 5
Maine UCR Program Development	6
NIBRS Offense Definitions	7 - 9
State of Maine Profile	10
Contributing Law Enforcement Agencies	11
Crime in Maine 2023 NIBRS Flyer	12 - 13
2023 Crime Rate per 1,000 Population / 3 Year Crime Trends	14 - 18
NIBRS 2023 County Crime Analysis	16 – 26
NIBRS 2023 Crime Rates for 3-year span	27
NIBRS 2023 Group A Offenses by Month	28 - 29
Violent Crimes	30 - 35
Crimes Against Person	36 - 60
Murder and Non-Negligent Manslaughter Crime Charts	37 - 46
Aggravated Assault Crime Charts	47 - 50
Domestic Violence Assaults by County Chart	51 - 52
Sex Offenses Crime Charts	53 - 56
Kidnapping / Abduction Crime Charts	57 - 60
Crimes Against Property	61 - 83
Robbery Crime Charts	63 - 66
Burglary/Breaking & Entering Crime Charts	67 - 70
Larceny/Theft Crime Charts	71 - 75
Motor Vehicle Theft Crime Charts	76 - 79
Fraud Crime Charts	80 - 83
Crimes Against Society	84 - 96
Drug/Narcotics & Drug Equipment Violations	86 - 90
Gambling Offenses	91
Pornography/Obscene Material Violations	92
Prostitution Violations	93
Weapon Law Violations	94
Animal Cruelty Violations	95
Crimes Against Society by County	96
Arrests	97 - 111
Hate Crime Reports	112 - 120
Law Enforcement Officers Killed or Assaulted	121 - 124
Law Enforcement Employee Count	125- 128
NIBRS Agency Crime Overview 2021	129 - 261

DEDICATION

This publication is dedicated to Maine's fallen heroes, the 87 police officers who have died in the line of duty. Their names are engraved in granite on the Maine Law Enforcement Officer's Memorial in Augusta, next to the State House. The memorial was dedicated on May 25, 1991, following a fundraising effort by the Maine Chiefs of Police Association. Uniform Crime Reporting assisted that effort by providing historical research on each officer.

The Maine Uniform Crime Reporting Program joins the criminal justice community in the state of Maine in extending sincere sympathy to the families of these law enforcement officers killed in the line of duty in Maine's history.

EBENEZER PARKER January 1808, Cumberland SO
JOHN T. DOWNS January 28, 1811, Washington SO
JAMES P. ROBBINS June 14, 1879, Rockland PD
WILLIAM LAWRENCE September 3, 1883, Bath PD
THOMAS F. MALLOY October 9, 1884, Kennebec SO
RUFUS R. LISHNESS November 4, 1884, Augusta PD
CHARLES W. NILES November 8, 1886, Maine Warden Service
LYMAN O. HILL November 8, 1886, Maine Warden Service
GRANVILLE A. HAYDEN April 30, 1893, Aroostook SO
HARRISON A. WHITMAN November 18, 1893, Oxford SO
PATRICK H. JORDAN March 7, 1903, Bangor PD
JOHN WEBSTER November 22, 1911, Hancock SO
EDWARD FINN November 22, 1922, Hancock SO
MAURICE D. BEANE June 18, 1913, Passadumkeag PD
HAROLD C. HILLMAN December 21, 1914 Aroostook SO
CHARLES E. McINTOSH December 15, 1915 Portland PD
JOSEPH GOULET June 15, 1920, Biddeford PD
ARTHUR G. DEAG July 19, 1921, Maine Warden Service
LESLIE ROBINSON October 8, 1921, Maine Warden Service
MERTLEY E. JOHNSTON November 14, 1922 Maine Warden Service
DAVID F. BROWN November 14, 1922, Maine Warden Service
EMERY O. GOOCH August 9, 1924, Maine State Police
FRED A. FOSTER August 30, 1925, Maine State Police
LEE H. PARKER September 1, 1927 Maine Warden Service
FRANK C. WING August 19, 1928, Maine State Police
SHELDON L. JONES May 17, 1930, Augusta PD
MICHAEL T. CONNOLLY August 15, 1930 Portland PD
HANS P. SMITH September 16, 1930, Portland PD
JOSEPH HONORE DUTREMBLE April 8, 1932, Biddeford PD
EDWARD F. O'DONNELL July 29, 1932, Biddeford PD
FRANK H. CURTIS November 18, 1932, Aroostook SO
REUBEN BLACKMAN May 5, 1933, Lincoln SO
JEAN BAPTISTE JALBERT May 13, 1933, Maine Warden Service

DEDICATION

ROBERT L. MOORE October 22, 1935, Maine Warden Service
THOMAS E. GIGGEY November 24, 1936, Fort Fairfield PD
JOHN D. CHAPMAN February 16, 1938, Rockland PD
THAXTERM. REARDON June 5, 1938, Millinocket PD
KARL A. JACOBSON November 13, 1958, National Park Service
E. DEAN PRAY August 20, 1940, Cumberland SO
RANDALL E. SHELLEY June 3, 1946, Maine Warden Service
CLAUDE W. KIMBALL September 17, 1948, Penobscot SO
NORMAN C. PHILBRICK July 7, 1949, Auburn PD
FRANCIS A. MURRAY June 28, 1950, Bangor PD
HOWARD W. EYE August 18, 1951, Calais PD
GEORGE E. TOWNSEND August 27, 1956, Maine Warden Service
PAUL J. SIMARD July 7, 1958, Lewiston PD
PIERRE A. HARNOIS May 14, 1959, Westbrook PD
FRANK E. ROSS JR. September 4, 1959, Knox SO
FRANK J. BUZYNSKI September 4, 1959, Knox SO
JOHN E. SUTTON September 20, 1963, University of Maine Orono PD
CHARLES C. BLACK July 9, 1964, Maine State Police
HERBERT E. TOWNE November 18, 1964, Newport PD
RALPH W. HEATH October 29, 1965, Baxter State Park
DALE A. MacDONALD November 26, 1965, Somerset SO
RALPH A. CHASE January 1, 1966, Gardiner PD
JEAN C. MONDVILLE October 29, 1966, Biddeford PD
R. LYLE FROST JR. July 1, 1968, Maine Warden Service
RICHARD E. VARNEY September 27, 1972, Maine Warden Service
ELLIOTT S. JOHNSON September 1, 1973, Thomaston PD
LOUIS E. DAIGLE November 6, 1974, Madawaska PD
FRANK H. ELLIOTT December 15, 1976, Thomaston PD
CHARLES J. WILSON March 2, 1977, Penobscot SO
TIMOTHY L. WILLARD December 29, 1978, Paris PD
THOMAS J. MERRY July 12, 1980, Maine State Police
RODNEY C. BONNEY April 6, 1981, Auburn PD
CARROLL W. MILLETT March 17, 1982, Paris PD
ROBERT J. GALLANT September 11, 1982, Berwick PD
DONALD E. DAVEY July 30, 1984, Lincoln SO
MICHAEL R. VEILLEUX June 17, 1986, Maine State Police
JEFFREY L. BULL May 9, 1987, Lebanon PD
DAVID R. PAYNE July 23, 1988, Lewiston PD

DEDICATION

JOSIAH B. MAHAR September 23, 1988 US Border Patrol
GILES R. LANDRY March 31, 1989 Maine State Police
WILLIAM A. WILLIAMS October 13, 1989 Oxford SO
JIM SWINT October 1, 1990, Brunswick PD
WILLIAM F. HANRAHAN November 21, 1992 Maine Warden Service
JEFFREY S. PAROLA November 13, 1994, Maine State Police
JAMES A. GRIFFITH April 15, 1996, Maine State Police
GLENN STRANGE October 17, 1997, Maine State Police
NORMAN J. DUBE November 7, 1997, Aroostook SO
CHARLES R. BAKER SR. December 18, 1999, Somerset SO
DAVID J. RANCOURT November 4, 2006, Androscoggin SO
DARYL R. GORDON March 24, 2011, Maine Warden Service
NATHAN M. DESJARDINS June 6, 2017, Fryeburg PD
MERLE D. NILES May 29, 1961, Bath PD
EUGENE P. COLE April 25, 2018, Somerset SO
BENJAMIN J. CAMPBELL April 3, 2019, Maine State Police
LUKE GROSS September 23, 2021, Hancock SO



INTRODUCTION

The Uniform Crime Reporting (UCR) Program is a nationwide cooperative effort of over 16,000 city, county and state law enforcement agencies voluntarily reporting data on crime brought to their attention. Maine has 128 law enforcement agencies that contributed to the annual Crime in Maine publication. All 128 agencies contributed all 12 months of reports for the Crime in Maine 2023 publication. Law enforcement agencies represent the initial step in establishing an efficient statewide criminal justice information system (CJIS). Ideally, the UCR data will eventually merge with that of the other major components of the criminal justice system (i.e., prosecutors, courts, corrections) to form an integrated system for the exchange of vital management information. The availability of such data will allow for the provision of complete and timely criminal histories of offenders and their progress through the criminal justice system.

Since July 1973, the State Police have administered the program as a statewide, uniform method of collecting statistics on crime as it is reported to law enforcement and producing a reliable set of criminal statistics for use in law enforcement administration, operation and management. Additionally, Maine's statistics are forwarded monthly to the Federal Bureau of Investigation for inclusion in the annual Crime in the U.S. Report.

Over the years the UCR data has become one of Maine's and America's leading social indicators. Maine's citizens look to UCR as the primary information source on the nature and extent of crime, while criminologists, sociologists, legislators, state and local planners, the media and academicians use the statistics for wide and varied research and planning purposes.

NATIONAL UCR REPORTING SYSTEM

During the 1920s the members of the International Association of Chiefs of Police formed the Committee on Uniform Crime Reporting with the intent to develop a standardized system of police statistics.

After much studying of state criminal codes nationwide and the methods of bookkeeping, the committee completed a reporting plan which identified seven basic offense definitions and data requirements.

In January of 1930, 400 cities representing 20 million inhabitants in 43 states began participating in the UCR program. In that same year Congress authorized the Attorney General to gather crime information. He in turn designated the FBI to serve as the national clearinghouse for the collection of crime statistics.

Since that time the FBI has continued to serve as the coordinator for the UCR program, which has since grown to a system representing over 16,000 municipal, county and state law enforcement agencies voluntarily reporting data on crimes brought to their attention.

The National Sheriffs Association in June 1966 established a Committee on UCR, serving in joint capacity with the IACP UCR committee in an advisory capacity, to encourage sheriffs throughout the country to participate in UCR. In 1979 a congressional mandate made Arson a Part I Index offense in the UCR program.

For over 62 years the UCR program virtually remained unchanged in terms of the amount and type of data collected and disseminated. By the 1980s it had become obvious the nature of modern-day law enforcement had outstripped the utilization of UCR system and was in need of a thorough evaluation.

Commencing in 1982 the FBI and the Bureau of Justice Statistics (BJS) began a joint venture to formulate a phased-in redesign effort intent upon meeting the needs of law enforcement into the 21st century. Utilizing the services of Abt Associates of Cambridge, Massachusetts, the joint steering committee produced a draft report entitled *Blueprint for the Future of the Uniform Crime Reporting Program*. Based on the recommendations of their 1985 report, the FBI and BJS have proceeded to implement significant revisions to the UCR system to include:

- the addition of significant new offenses
- increased information on victims, offenders, arrestees
- improved quality control
- expanded user services

The major point of revision is the change from a summary-based reporting program to incident-based reporting where information on each offense, offender, victim, and arrestee is linked by a common incident number.

NATIONAL UCR REPORTING SYSTEM

Based on the success of a pilot project in South Carolina, the FBI released the final data elements and offense specifications in July 1988. At that time Maine and other state programs commenced a careful implementation of the enhanced program, now known as the National Incident Based Reporting System (NIBRS).

Due to the increased reporting requirements of the new program, the FBI is encouraging a phased-in transition where law enforcement agencies will be able to adopt the new program as they acquire the data-processing capabilities. It is anticipated that many states will be operating a dual collection program with some departments reporting under summary-based guidelines while others with automated records systems will make a quick transition.

OBJECTIVES OF UNIFORM CRIME REPORTING

The fundamental objective of the Uniform Crime Reporting Program is to produce a reliable set of criminal statistics on a state and national basis for use in law enforcement administration, operation, and management. This compiled data is also intended for the use of other professionals and scholars who have an interest in the crime problem. At the same time, this information is important as a reference source for the general public as an indicator of the crime factor in our society. The objectives of the Maine Uniform Crime Reporting Program are:

1. Inform the governor, legislature, other governmental officials, and the public as to the nature of the crime problem in Maine - its magnitude and its trends.
2. Provide law enforcement administrators with criminal statistics for administrative and operational use.
3. Determine who commits crimes by age and sex, in order to find the proper focus for crime prevention and enforcement.
4. Provide proper base data and statistics to measure the workload and effectiveness of Maine's Criminal Justice System.
5. Provide base data and statistics for research to improve the efficiency, effectiveness, and performance of criminal justice agencies.

6. Provide base data and statistics to measure the effects of prevention and deterrence programs.

7. Provide base data to assist in the assessment of social and other causes of crime for the development of theories of criminal behavior.

STATEMENT OF POLICY FOR RELEASE OF UCR STATISTICAL INFORMATION

The following regulations will be observed by this agency concerning the release of UCR statistical information. Employees of this agency will observe these procedures and will not deviate from this policy without the express consent of the Supervisor, UCR Division. All information to be released will originate from, and will be approved prior to being released by, the UCR Division.

REGULATIONS

1. This agency will publish an annual report reflecting crime in Maine. This report will be distributed to the Governor, to members of the Legislature, to the Attorney General, to law enforcement agencies or to any agency or committee dedicated to law enforcement or criminal justice work.

2. Published reports will be released to the abovenamed agencies prior to their being released to individuals or agencies extraneous to the criminal justice community.

3. UCR Information requests: *No person or agency will be furnished statistical information which has not previously been published, concerning any individual agency's report, without the written consent of the Chief Administrator of that agency. The Uniform Crime Reporting division will maintain for one year a copy of the information released along with the request and the authority of release.*

A. Information contained in the published annual report may be released via phone, letter, etc., to any interested party.

B. All requests for unpublished information from agencies or individuals should be directed by letter to the Supervisor, UCR Division. These special requests will be honored only with the written consent of the agency whose statistics are requested.

C. Law enforcement agencies may receive interim, unpublished specialized reports identifying their agency only, providing the request is not unreasonable. Law enforcement agencies may also receive their respective county totals along with state or district totals.

MAINE UCR PROGRAM DEVELOPMENT

The Maine UCR Program started July 15, 1973, as a module of the Comprehensive Data System Program. It was originally funded by LEAA Discretionary Grant No. 74-DF-01-0001 to the Maine Criminal Justice Planning and Assistance Agency with the State Bureau of Identification, Bureau of State Police, as the implementing subgrantee.

On July 1, 1974, the Maine UCR system was certified as operational by Director Clarence Kelly of the FBI, and Maine became the 22nd state to have a Uniform Crime Reporting System. Forty-one states have state-level Uniform Crime Reporting systems acting as effective intermediaries between the FBI and local contributors.

Crime in Maine July–December 1974 was our first publication. This year we are publishing our forty-eighth publication. All publications have been well received, and the accumulated information becomes more valuable and widely used each year. *Crime in Maine 2021* itself is a product of new technology utilizing the new NIBRS reporting data elements.

Following the completion of the UCR program's high level design specifications for the FBI's new National Incident-Based Reporting System (NIBRS), Maine identified a software vendor capable of delivering a NIBRS compliant repository package. July 2004 Maine was certified with the FBI to submit NIBRS data from reporting agencies. A number of agencies tested their RMS systems and were certified to submit NIBRS data vs. Summary. In order to keep with the same format for *Crime in Maine* publication these agencies crime reports were translated down to summary crime numbers to keep crime reporting on the same level as previous publications.

Maine Authority:

The Maine Uniform Crime Reporting Act was passed by the Special Session of the 106th Legislature and was signed into law by the Honorable GOVERNOR KENNETH M. CURTIS on February 28, 1974.

AN ACT RELATING TO THE INSTALLATION OF A UNIFORM CRIME REPORTING SYSTEM

Revised Statutes, Title 25, Section 1544, amended. Section 1544 of Title 25 is amended by adding the new paragraph at the end to read as follows:

It shall be the duty of all state, county, and municipal law enforcement agencies, including those employees of the University of Maine appointed to act as policemen, to submit to the State Bureau of Identification uniform crime reports, to include such information as is necessary to establish a Criminal Justice Information System and to enable the supervisor to comply with section 1544. It shall be the duty of the Bureau to prescribe the form, general content, time, and manner of submission of such uniform crime reports. The Bureau shall correlate the reports submitted to it and shall compile and submit to the Governor and Legislature annual reports based on such reports. A copy of such annual reports shall be furnished to all law enforcement agencies.

The Bureau shall establish a category for abuse by adults of family or household members and a category for crimes that manifest evidence of prejudice based on race, religion, sexual orientation, ethnicity, or disability that are supplementary to its other reported information. The Bureau shall prescribe the information to be submitted in the same manner as for all other categories of the uniform crime reports.

Maine NIBRS Repository Program – Beyond2020

Maine utilizes a NIBRS repository for all NIBRS data submitted by local, state and county law enforcement agencies. This program is also available to the public to search for statistics they are researching.

The website is: <https://me.beyond2020.com/>

Once you bring up the website there are prebuilt reports where you can look up statistics.

If there are any questions you can contact the UCR office at Maine.IBR@maine.gov

Group A Offense Definitions

Animal Cruelty: Intentionally, knowingly, or recklessly taking an action that mistreats or kills any animal without just cause, such as torturing, tormenting, mutilation, maiming, poisoning, or abandonment.

Arson: To unlawfully and intentionally damage or attempt to damage any real or personal property of another person or entity by fire or incendiary device.

Aggravated Assault: An unlawful attack by one person upon another wherein the offender uses a dangerous weapon or displays it in a threatening manner, or the victim suffers obvious severe or aggravated bodily injury, or where there was a risk for serious injury/intent to seriously injure.

Simple Assault: An unlawful physical attack by one person upon another where neither the offender displays a dangerous weapon, nor the victim suffers obvious severe or aggravated bodily injury involving apparent broken bones, loss of teeth, possible internal injury, severe laceration, or loss of consciousness.

Intimidation: To unlawfully place another person in reasonable fear of harm through the use of threatening words and/or other conduct without displaying a dangerous weapon or subjecting the victim to an actual physical attack.

Bribery: The offering, giving, receiving, or soliciting anything of value (e.g., a bribe, gratuity, or kickback) to sway the judgment or action of a person in a position of trust or influence.

Burglary/Breaking & Entering: The unlawful entry into a building or some other structure to commit a felony or a theft.

Counterfeiting/Forgery: The altering, copying, or imitating of something, without authority or right, with the intent to deceive or defraud by passing the copy or thing altered or imitated as that which is original or genuine, or the selling, buying, or possession of an altered, copied, or imitated thing with the intent to deceive or defraud.

Destruction/Damage/Vandalism of Property: To destroy willfully or maliciously, damage, deface, or otherwise injure any public or private property without the consent of the owner or the person having custody or control of it.

Drug/Narcotic Violations: The unlawful cultivation, manufacture, distribution, sale, purchase, use, possession, transportation, or importation of any controlled substance.

Drug Equipment Violations: The unlawful manufacture, sale, purchase, possession, or transportation of equipment or devices utilized in preparing and/or using drugs or narcotics.

Embezzlement: The unlawful misappropriation by an offender to his/her own use or purpose of money, property, or some other thing of value entrusted to his/her care, custody, or control.

Extortion/Blackmail: To lawfully obtain money, property, or any other thing of value, either tangible or intangible, through the use or threat of force, misuse of authority, threat of criminal prosecution, threat of destruction of reputation or social standing, or through other coercive means.

False Pretenses/Swindle/Confidence Game: The intentional misrepresentation of existing fact or condition or the use of some other deceptive scheme or device to obtain money, goods, or other things of value.

Credit Card/Automated Teller Machine Fraud: The unlawful use of a credit (or debit) card or automated teller machine for fraudulent purposes.

Impersonation: Falsely representing one's identity or position and acting in the character or position thus unlawfully assumed to deceive others and thereby gain a profit or advantage, enjoy some right or privilege, or subject another person or entity to an expense, charge, or liability that would not have otherwise been incurred.

Welfare Fraud: The use of deceitful statements, practices, or devices to unlawfully obtain welfare benefits.

Wire Fraud: The use of an electric or electronic communications facility to intentionally transmit a false and/or deceptive message in furtherance of a fraudulent activity.

Identity Theft: Wrongfully obtaining and/or using another person's personal data.

Hacking/Computer Invasion: Gaining access to another person's or institution's computer software, hardware, or networks without authorized permissions.

Betting/Wagering: To unlawfully stake money or something else of value on the happening of an uncertain event or on the ascertainment of a fact in dispute.

Operating/Promoting/Assisting Gambling: To unlawfully operate, promote, or assist in the operation of a game of chance, lottery, or other gambling activity.

Gambling Equipment Violations: To unlawfully manufacture, sell, buy, possess, or transport equipment, devices, and/or goods used for gambling purposes.

Sports Tampering: To unlawfully alter, meddle in, or otherwise interfere with a sporting contest or event for the purpose of gaining a gambling advantage.

Murder and nonnegligent Manslaughter: The willful (nonnegligent) killing of one human being by another.

Negligent Manslaughter: The killing of another person through gross negligence.

Human Trafficking, Commercial Sex Acts: Inducing a person by force, fraud, or coercion to participate in commercial sex acts, or in which the person induced to perform such act(s) has not attained 18 years of age.

Human Trafficking, Involuntary Servitude: The obtaining of person(s) through recruitment, harboring, transportation, or provision, and subjecting such persons by force, fraud, or coercion into involuntary servitude, peonage, debt bondage, or slavery (not to include commercial sex acts).

Kidnapping/Abduction: The unlawful seizure, transportation, and/or detention of a person against his/her will or of a minor without the consent of his/her custodial parent(s) or legal guardian.

Pocket Picking: The theft of articles from another person's physical possession by stealth where the victim is not immediately aware a theft occurred.

Purse Snatching: The grabbing or snatching of a purse, handbag, etc., from the physical possession of another person.

Shoplifting: The unlawful taking of goods or merchandise exposed for sale by a person (other than an employee).

Theft from a Building: The unlawful taking of items from within a building which is either open to the general public or to which the offender has legal access.

Theft from Coin-Operated Machine or Device: The unlawful taking of items from a machine or device that is operated or activated by the use of coins.

Theft from Motor Vehicle (except theft of Motor Vehicle Parts of Accessories): The unlawful taking of articles from a motor vehicle, locked or unlocked.

Theft of Motor Vehicle Parts or Accessories: The unlawful taking of any part or accessory affixed to the interior or exterior of a motor vehicle in a manner which would make the item an attachment of the vehicle or necessary for its operation.

All Other Larceny: All Thefts which do not fit any of the Larceny/Theft or specific subcategories identified in UCR.

Motor Vehicle Theft: The theft of a motor vehicle.

Pornography/Obscene Material: The violation of laws or ordinances prohibiting the manufacture, publishing (publication), distributing (distribution), sale, purchase, or possession of sexually explicit material deemed legally obscene.

Prostitution: To engage in commercial sex acts for anything of value.

Assisting or Promoting Prostitution: To solicit customers or transport persons for prostitution purposes; to own, manage, or operate a dwelling or other establishment for the purpose of providing a place where prostitution is performed; or otherwise assist or promote prostitution.

Purchasing Prostitution: To purchase or trade anything of value for sex acts.

Robbery: The taking of anything of value from the control, custody, or care of another person by force or threat of force and/or by putting the victim in fear of immediate harm.

Rape: The carnal knowledge of a person, without the consent, of the victim, including instances where the victim is unable to give consent because of his/her age or because of his/her temporary or permanent mental or physical incapacity.

Sodomy: Oral or anal sexual intercourse with another person, without the consent of the victim, including instances where the victim is unable to give consent because of his/her age or because of his/her temporary or permanent mental or physical incapacity.

Sexual Assault with an Object: The use of an object or instrument to unlawfully penetrate, however slightly, the genital or anal opening of the body of another person, without the consent of the victim, including instances where the victim is unable to give consent because of his/her age or because of his/her temporary or permanent mental or physical incapacity.

Fondling: The touching of the private body parts of another person for the purpose of sexual gratification, without the consent of the victim, including instances where the victim is unable to give consent because of her/her age or because of his/her temporary or permanent mental or physical incapacity.

Incest: Non-forcible sexual intercourse between person who are related to each other within the degrees wherein marriage is prohibited by law.

Statutory Rape: Non-forcible sexual intercourse with a person who is under the statutory age of consent.

Stolen Property Offenses: Buying, receiving, possessing, selling, concealing, or transporting any property with the knowledge that it has been unlawfully taken, as by burglary, embezzlement, fraud, larceny, robbery, etc.

Weapon Law Violations: The violation of laws or ordinances prohibiting the manufacture, sale, purchase, transportation, possession, concealment, or use of firearms, cutting instruments, explosives, incendiary devices, or other deadly weapons.

Group B Offense Definitions

Curfew/Loitering/Vagrancy Violations: The violation of a court order, regulation, ordinance, or law requiring the withdrawal of persons from the streets or other specified areas; prohibiting persons from remaining in an area or place in an idle or aimless manner; or prohibiting persons from going from place to place without a visible means of support.

Disorderly Conduct: Any behavior that tends to disturb the public peace or decorum, scandalize the community, or shock the public sense of morality.

Driving Under the Influence: Driving or operating a motor vehicle or common carrier while mentally or physically impaired as the result of consuming an alcoholic beverage or using a drug narcotic.

Family Offenses, Nonviolent: Unlawful, nonviolent acts by a family member (or legal guardian) that threaten the physical, mental, or economic well-being or morals of another family member and that are not classifiable as other offenses such as assault, incest and statutory rape.

Liquor Law (except Driving Under the Influence): The violation of laws or ordinances prohibiting the manufacture, sale, purchase, transportation, possession, or use of alcoholic beverages.

Trespass of Real Property: To unlawfully enter, land, a dwelling, or other real property.

All Other Offenses: All Crimes that are not Group A offenses and not included in one of the specifically names Group B crime categories previously listed.

PROFILE OF THE STATE OF MAINE:

This profile is presented to provide some general knowledge and facts about the state of Maine. It is hoped that this information might assist in understanding the environment in which reported crime incidence and arrest data detailed in this report occurred.

Facts about Maine...

- ◆ Summer temperatures averaging 70°F and winter temperatures averaging 20°F
- ◆ Maine is 320 miles long and 210 miles wide with a total area of 33,215 square miles, or about as big as all the other five New England states combined. Maine consists of 16 counties with 23 cities, 432 towns, 34 plantations and 429 unorganized townships. Has one county (Aroostook) so big, 6,453 square miles, that it actually covers an area greater than the combined size of Connecticut and Rhode Island.
- ◆ Maine has 65 lighthouses including Portland Head Light commissioned by George Washington. It also boasts of 6,000 lakes and ponds, 37,000 miles of rivers and streams, 17.5 million acres of forestland and 5,500 beautiful miles of coastline, including that of its 2,000 islands.
- ◆ Population for Maine in 2023: 1,462,730
- ◆ Became the 23rd state on March 15, 1820. 2020 marked Maine's Bicentennial.

State Animal: Moose

State Berry: Wild Blueberry

State Bird: Chickadee

State Cat: Maine Coon

State Fish: Landlocked Salmon

State Flower: White Pine Cone

State Herb: Wintergreen

State Insect: Honeybee

State Motto: Dirigo (I Lead)

State Soft Drink: Moxie

State Treat: Whoopie Pie

State Tree: White Pine

State Fruit: Wild Blueberries

State Gemstone: Tourmaline

State Fossil: *Pertica Quadripara* **State Song:** "State of Maine Song" by Roger Vinton Snow

Maine Products:

Blueberries — Blueberry plants are plentiful in Maine because their hardy nature allows them to withstand the harsh weather and rough soil that are common in the rural parts of this state. With over 98% of the nation's low bush blueberries harvested in Maine this fruit has become one of Maine's larger exports. Blueberries are commonly used in jams, jellies, pies, and fruit salads.

Maine Lobsters — This tough-looking shellfish thrives in the cold waters off the coast of Maine. Fresh Maine lobsters are enjoyed by people all over the world, making this crustacean a vital part of Maine's economy. Over 90% of the nation's lobsters are caught all along the Maine coast. Over 93 million pounds of lobsters were harvested in 2023. The total of all shellfish and fin harvested was approximately 204 million pounds with a total value of approximately \$611 million in 2023.

Potatoes — Maine ranks as one of the top three potato-producing states in the country. These hardy vegetables are predominantly grown in the Northern Maine area known as Aroostook County.

Maple Syrup — Maine maple syrup is usually harvested during the cold winter months from the thousands of maple trees which dot the Maine countryside. Over 11% of the nation's maple syrup comes from the state of Maine.

Pulp, Paper, and Wood Products — Almost 89% of Maine is forested, making it a prime location for the production of wood and paper products. Maine is currently the home of many of the largest paper-producing mills in the country. Many forms of Maine paper products are used in schools and offices throughout the country.

Apples — Every fall, orchards all over the state are bustling with activity as apples become ripe for picking. Many different varieties of apples are grown in the state of Maine, including Macintosh and Yellow Delicious. In 2016, approximately 36,500,000 bushels of apples were harvested in Maine.

Tourmaline — This gemstone has the distinction of being the official mineral of Maine. Tourmaline stones can be found in a variety of colors ranging from black to light pink and are often fashioned into beautiful jewelry. In the late 1800s, Maine became established as one of the best places in North America for tourmaline mining.

CONTRIBUTING LAW ENFORCEMENT AGENCIES:

Maine Law Enforcement agencies are required by Maine Statute Title 25, Section 1544 to submit their agencies monthly crime stats. Agencies that have participated in 2023 data collection are listed below.

Androscoggin County SO	Gardiner PD	Phippsburg PD
Aroostook County SO	Gorham PD	Piscataquis County SO
Ashland PD	Gouldsboro PD	Pittsfield PD
Auburn PD	Greenville PD	Portland PD
Augusta PD	Hallowell PD	Presque Isle PD
Baileyville PD	Hampden PD	Rangeley PD
Bangor PD	Hancock County SO	Richmond PD
Bar Harbor PD	Holden PD	Rockland PD
Bath PD	Houlton PD	Rockport PD
Belfast PD	Islesboro PD	Rumford PD
Berwick PD	Jay PD	Sabattus PD
Biddeford PD	Kennebec County SO	Saco PD
Boothbay Harbor PD	Kennebunk PD	Sagadahoc County SO
Brewer PD	Kennebunkport PD	Sanford PD
Bridgton PD	Kittery PD	Scarborough PD
Brunswick PD	Knox County SO	Searsport PD
Bucksport PD	Lewiston PD	Skowhegan PD
Buxton PD	Limestone PD	Somerset County SO
Calais PD	Lincoln County SO	South Berwick PD
Camden PD	Lincoln PD	South Portland PD
Cape Elizabeth PD	Lisbon PD	South West Harbor PD
Capitol Police	Livermore Falls PD	Thomaston PD
Caribou PD	Machias PD	Topsham PD
Carrabassett Valley PD	Madawaska PD	UMF—Farmington
Clinton PD	Maine Drug Enforcement Agency	UMO—Orono
Cumberland County SO	Maine State Police	USM—Gorham
Cumberland PD	Mechanic Falls PD	Veazie PD
Damariscotta PD	Mexico PD	Waldo County SO
Dexter PD	Milbridge PD	Waldoboro PD
Dover-Foxcroft PD	Milo PD	Washburn PD
East Millinocket PD	Monmouth PD	Washington County SO
Eastport PD	Newport PD	Waterville PD
Eliot PD	North Berwick PD	Wells PD
Ellsworth PD	Norway PD	Westbrook PD
Fairfield PD	Oakland PD	Wilton PD
Falmouth PD	Ogunquit PD	Windham PD
Farmington PD	Old Orchard Beach PD	Winslow PD
Fire Marshals' Office	Old Town PD	Winter Harbor PD
Fort Fairfield PD	Orono PD	Winthrop PD
Fort Kent PD	Oxford County SO	Wiscasset PD
Franklin County SO	Oxford PD	Yarmouth PD
Freeport PD	Paris PD	York County SO
Fryeburg PD	Penobscot County SO	York PD

Before you read *Crime in Maine 2023*, please take a minute to read the following information in order to better understand some of the changes to the data contained within the publication.

Crime in Maine 2023 is the third Crime in Maine publication to report out only ***Incident Based Reporting*** (IBR) data. Up until 2021, the FBI utilized summary ***Uniform Crime Reporting*** (UCR) data collection. The end of 2020 marked the end date for summary UCR data collection, which had been in place since the 1920s. The transition to IBR data collection means that multiple things have changed in comparison to summary UCR, which may cause some confusion if you try to compare IBR data against summary data from previous years.

The first thing to bear in mind is that IBR data collection is a different data set with different collection rules, so that comparison against summary UCR data is often not “apples to apples”. In essence, we are beginning at year zero in terms of a lot of data comparison to previous years, due to the transition to IBR reporting. For example, IBR collects data as related to 29 offense categories, compared to summary UCR’s 8 categories. This has a direct impact on things like overall crime rate for Maine, as IBR is now collecting overall reported crime totals from 21 more categories than summary UCR. That doesn’t mean the crimes didn’t exist prior to 2021. It just means there was no mechanism in place to count and report them under summary UCR.

While some of the category names remain the same from summary UCR, what is collected under the category name, may now be different. For example, summary UCR had the single category of Theft. Now in IBR, there is no single category of Theft. Instead, IBR has multiple categories, such as purse snatching, shoplifting, and theft from a motor vehicle. While these categories provide more detailed insight into the type of theft that occurred, it makes it very difficult to compare against summary UCR data, as all IBR theft categories would need to be added together to come up with an approximation of the old summary UCR theft category. Similarly, summary UCR had a single category for Rape, whereas IBR has three separate categories of Rape, Sodomy and Object Rape. All three of those categories would have been collected under the single rape category in summary UCR.

One other thing to bear in mind is that IBR data is a “living” data set. That means that crime totals from prior years may have changed over time due to agencies submitting updated information or new incidents that haven’t been submitted previously. Changes would be submitted even though we are not in that current year. The FBI allows a 2-year window to update incidents. This more accurately reflects the nature of crime investigation, since cases often continue to be worked on and solved by law enforcement long after the initial report is made. Again, this is substantially different from summary UCR, where the previous year would be closed from updates by the FBI in March of the following year. The static numbers of summary UCR were easier to work with for publications and comparisons over time but did not as accurately reflect the changing nature of crime statistics. ***Due to this, you will even see minor differences in totals for larger numbers in tables throughout Crime in Maine, as the publication’s tables were compiled over the course of several months.***

To this end, the FBI emphasizes that IBR should be utilized for recognizing general trends, not exact numbers, and comparisons against other agencies. One additional tool being offered by the State

to offset frustration from the changing numbers that come with a “living” data set is an online search, freely available to the public. The link to the online tool is listed at the bottom of page 6 of the *Crime in Maine 2023* publication.

If you have any questions about IBR rules, the statistics themselves, or how they are interpreted, please feel free to contact the UCR Unit of the Maine State Police at (207) 624-7276, or via email at maine.IBR@maine.gov. A copy of the FBI’s IBR Reporting Manual, which provides in-depth explanation as to how IBR reporting is determined and categorized, is also available at <https://le.fbi.gov/file-repository/nibrs-user-manual.pdf/view>.

Statewide Crime for 2023

	NUMBER OF CRIMES	CRIME RATE (per 1,000)
Maine – Statewide	43,377	29.65

Statewide by Offense Type

OFFENSE TYPE	NUMBER OF CRIMES	CRIME RATE (per 1,000)
Crimes Against Persons	13,370	9.14
Crimes Against Property	25,110	17.17
Crimes Against Society	4,897	3.35

Violent Crimes – Murders, Rapes, Aggravated Assaults and Robberies

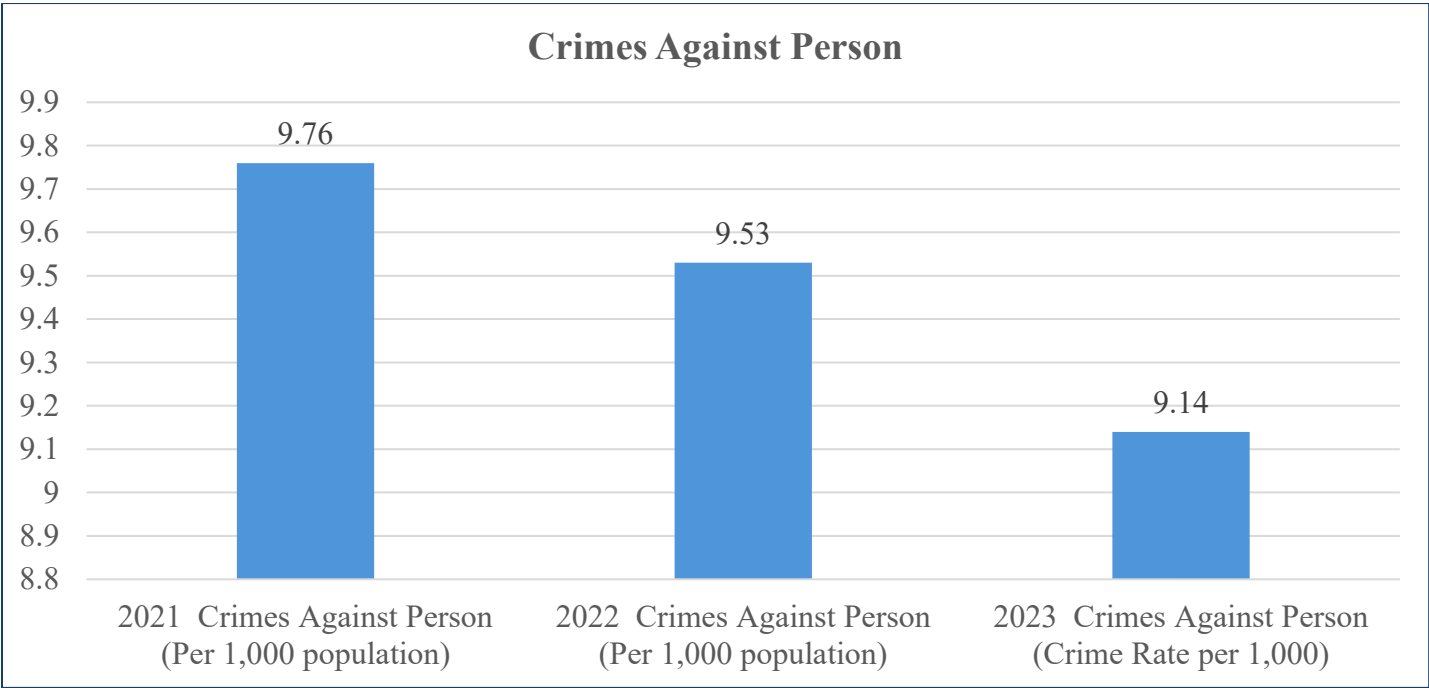
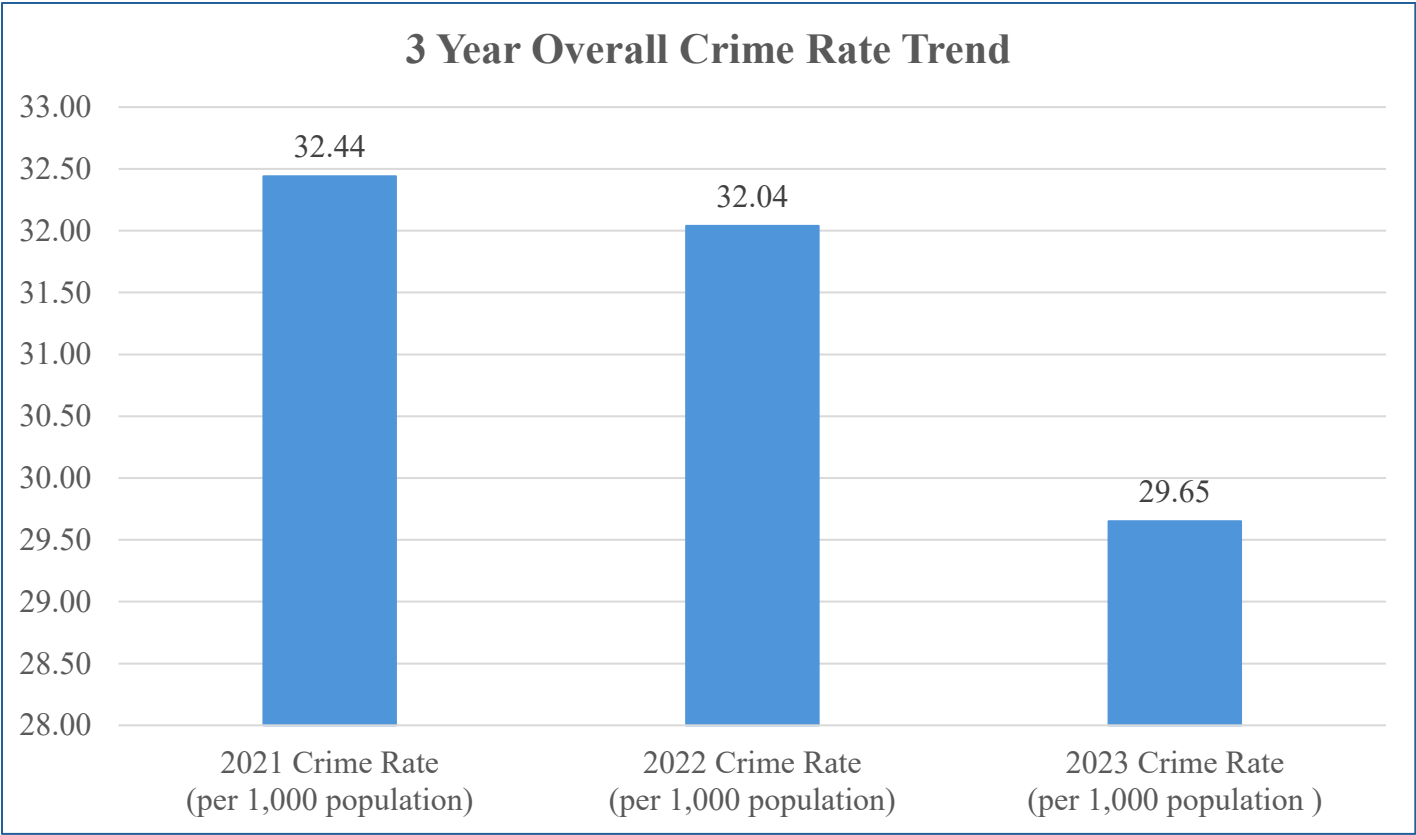
OFFENSE TYPE	NUMBER OF CRIMES	CRIME RATE (per 1,000)
Violent Crime – Overall Crime Rate	1,419	1.00
Murder and Non-Negligent Manslaughter	60 (victims)	0.04
Rape	387	0.26
Aggravated Assault	807	0.55
Robbery	165	0.11

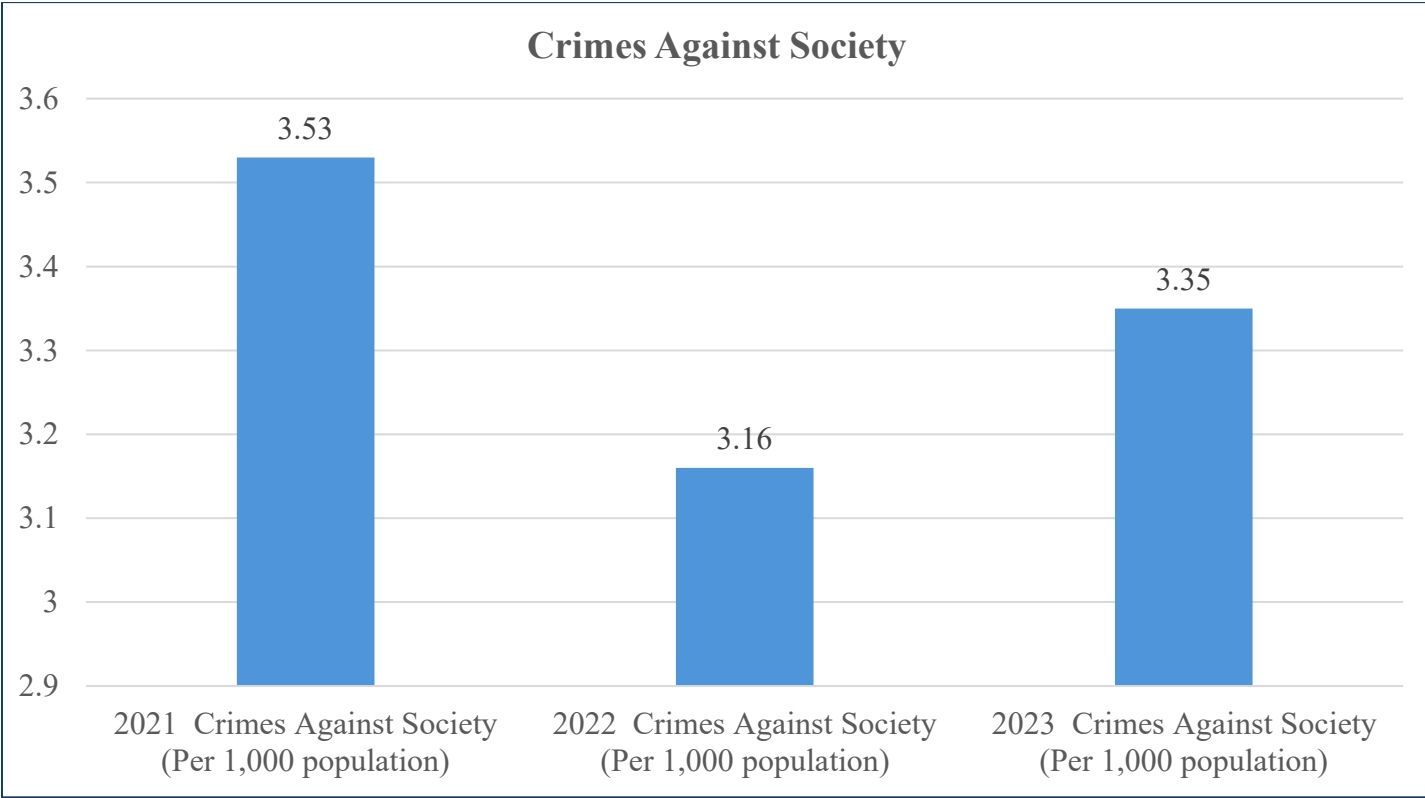

Maine's Crime Rate for 2023 is 29.65 per 1,000 population
Maine's Crime Rate for 2022 is 32.16 per 1,000 population
(2022 Crime Rate updated due to updated data)

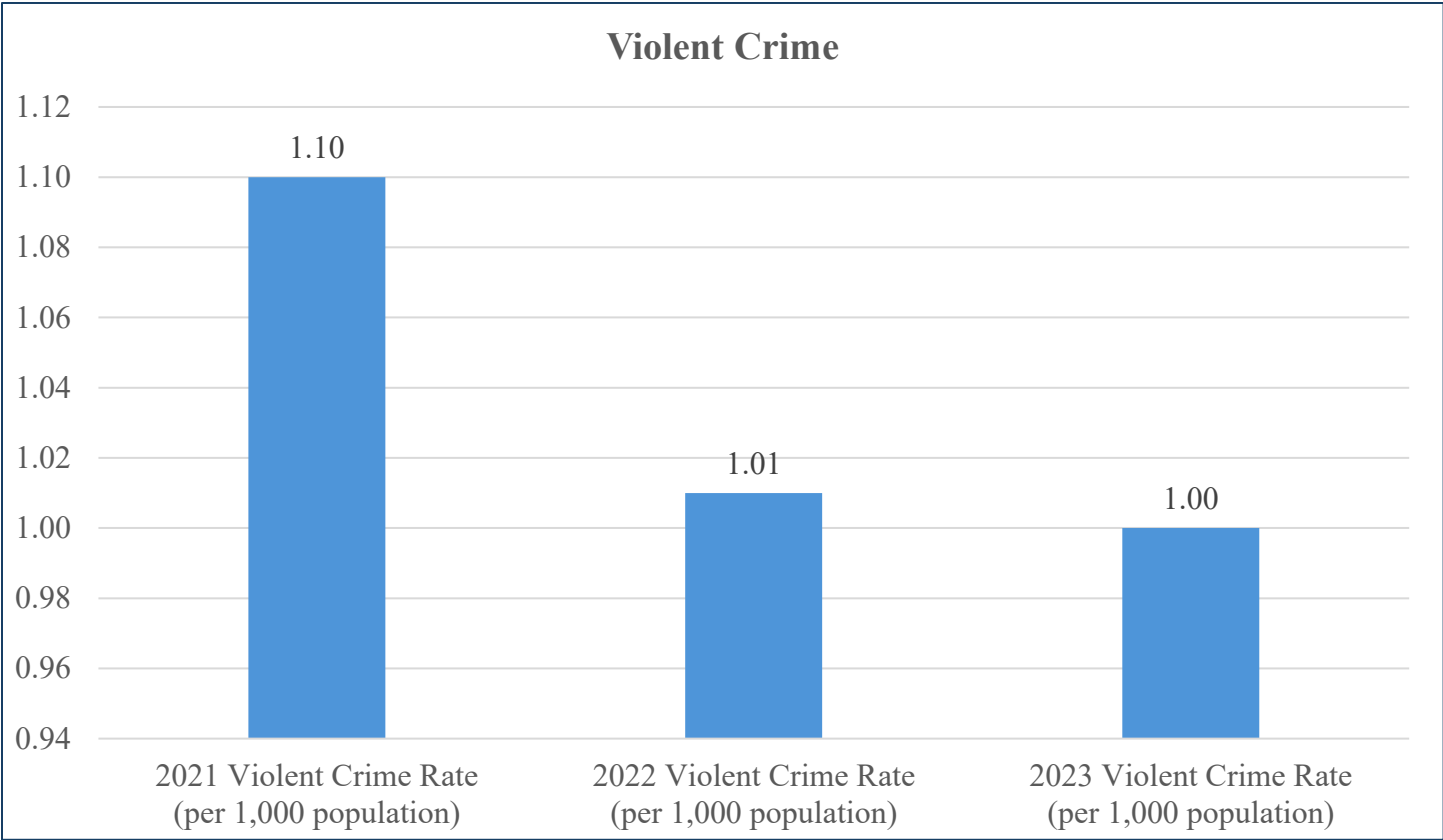
Offense Type	2022 Number of Victims	2022 Crime Rate (per 1,000)	2023 Number of Victims	2023 Crime Rate (per 1,000)
<i>Crimes Against Person</i>	<i>13,209</i>	<i>9.53</i>	<i>13,370</i>	<i>9.14</i>
Murder and Nonnegligent Manslaughter	28	0.02	60	0.04
Negligent Manslaughter	20	0.01	12	0.00
Kidnapping/Abduction	40	0.03	25	0.02
Rape	421	0.30	387	0.26
Sodomy	24	0.02	34	0.02
Sexual Assault With An Object	5	0.00	9	0.01
Fondling	416	0.30	425	0.29
Incest	13	0.01	17	0.01
Statutory Rape	63	0.05	57	0.04
Aggravated Assault	829	0.60	807	0.55
Simple Assault	6,932	5.00	6,767	4.63
Intimidation	4,415	3.19	4,767	3.26
Human Trafficking, Commercial Sex Acts	3	0.00	3	0.00
<i>Crimes Against Property</i>	<i>26,961</i>	<i>19.46</i>	<i>25,110</i>	<i>17.17</i>
Arson	161	0.12	156	0.11
Bribery	5	0.00	7	0.00
Burglary/Breaking & Entering	1,600	1.15	1,549	1.06
Counterfeiting/Forgery	486	0.35	514	0.35
Destruction/Damage/Vandalism of Property	5,804	4.19	5,221	3.57
Embezzlement	41	0.03	34	0.02
Extortion/Blackmail	69	0.05	59	0.04
False Pretenses/Swindle/Confidence Game	1,710	1.23	1,719	1.18
Credit Card/Automated Teller Machine Fraud	561	0.40	505	0.35
Impersonation	297	0.21	323	0.22
Welfare Fraud	10	0.01	14	0.01
Wire Fraud	111	0.08	92	0.06
Identity Theft	58	0.04	87	0.06
Hacking/Computer Invasion	7	0.01	6	0.00
Robbery	141	0.10	165	0.11
Pocket-picking	14	0.01	24	0.02
Purse-snatching	35	0.03	31	0.02

Maine's Crime Rates Cont.

Offense Type	2022 Number of Victims	2022 Crime Rate (per 1,000)	2023 Number of Victims	2023 Crime Rate (per 1,000)
<i>Crimes Against Property Cont.</i>				
Shoplifting	3,275	2.36	3,092	2.11
Theft From Building	828	0.60	834	0.57
Theft From Coin Operated Machine or Device	10	0.01	6	0.00
Theft From Motor Vehicle	1,762	1.27	1,387	0.95
Theft of Motor Vehicle Parts/Accessories	503	0.36	216	0.15
All Other Larceny	8,321	6.01	7,796	5.33
Motor Vehicle Theft	1,027	0.74	1,100	0.75
Stolen Property Offenses	125	0.09	129	0.09
<i>Crimes Against Society</i>	4,376	3.16	4,897	3.35
Drug/Narcotic Violations	3,533	2.55	4,017	2.75
Drug Equipment Violations	214	0.15	161	0.11
Betting/Wagering	--	--	1	0.00
Operating/Promoting/Assisting Gambling	3	0.00	3	0.00
Gambling Equipment Violations	--	--	1	0.00
Pornography/Obscene Material	179	0.13	205	0.14
Prostitution	27	0.02	26	0.02
Assisting or Promoting Prostitution	10	0.01	33	0.02
Purchasing Prostitution	2	0.00	2	0.00
Weapon Law Violations	359	0.26	386	0.26
Animal Cruelty	49	0.04	62	0.04







2023 County Crime Analysis

Androscoggin County

January through December 2023

Contributing Agency	Estimated Population	Crime Rate / 1,000	Crimes Against Person	Crimes Against Property	Crimes Against Society	Total Crimes	Clearance Rate
Androscoggin SO	29,368	17.20	195	266	44	505	42.77
Auburn PD	24,252	45.36	220	758	122	1,100	47.00
Lewiston PD	39,209	50.12	483	1,102	380	1,965	51.96
Lisbon PD	9,753	18.76	52	123	8	183	37.16
Livermore Falls PD	3,072	61.20	67	115	6	188	46.28
Mechanic Falls PD	3,121	27.23	25	53	7	85	38.82
Sabattus PD	5,127	16.19	32	34	17	83	66.27
<i>Androscoggin County Totals:</i>	<i>113,902</i>	<i>36.07</i>	<i>1,074</i>	<i>2,451</i>	<i>584</i>	<i>4,109</i>	<i>48.60</i>

Aroostook County

January through December 2023

Contributing Agency	Estimated Population	Crime Rate / 1,000	Crimes Against Person	Crimes Against Property	Crimes Against Society	Total Crimes	Clearance Rate
Aroostook SO	34,694	9.40	141	144	41	326	59.20
Ashland PD	1,207	23.20	14	11	3	28	67.86
Caribou PD	7,461	21.98	50	68	46	164	91.46
Fort Fairfield PD	3,334	32.69	49	40	20	109	77.98
Fort Kent PD	4,139	13.29	23	28	4	55	63.64
Houlton PD	6,072	36.73	59	114	50	223	74.44
Madawaska PD	3,861	30.04	55	40	21	116	80.17
Presque Isle PD	8,629	69.07	215	343	38	596	47.32
Washburn PD	1,523	9.85	13	1	1	15	46.67
<i>Aroostook County Totals:</i>	<i>70,920</i>	<i>23.01</i>	<i>391</i>	<i>445</i>	<i>185</i>	<i>1,632</i>	<i>63.11</i>

2023 County Crime Analysis

Cumberland County

January through December 2023

Contributing Agency	Estimated Population	Crime Rate / 1,000	Crimes Against Person	Crimes Against Property	Crimes Against Society	Total Crimes	Clearance Rate
Cumberland SO	72,262	15.44	258	770	88	1,116	37.72
Bridgton PD	5,756	19.98	42	67	6	115	77.39
Brunswick PD	21,867	30.41	123	421	121	665	64.81
Cape Elizabeth PD	9,601	6.67	11	49	4	64	6.25
Cumberland PD	8,664	6.23	7	45	2	54	12.96
Falmouth PD	13,057	16.93	37	173	11	221	46.61
Freeport PD	8,807	30.97	35	203	10	248	54.84
Gorham PD	17,506	12.34	51	130	35	216	50.93
Portland PD	68,390	39.95	695	1,852	185	2,732	30.56
Scarborough PD	23,722	29.17	111	485	96	692	39.45
South Portland PD	27,256	26.67	146	476	105	727	34.53
University of Maine - Gorham	0	0.00	9	54	--	63	7.94
Westbrook PD	20,753	35.22	205	404	122	731	53.90
Windham PD	19,454	17.68	79	210	55	344	48.26
Yarmouth PD	9,138	11.38	28	72	4	104	16.35
<i>Cumberland County Totals:</i>	<i>326,233</i>	<i>24.80</i>	<i>1,837</i>	<i>5,411</i>	<i>553</i>	<i>8,092</i>	<i>40.06</i>

Franklin County

January through December 2023

Contributing Agency	Estimated Population	Crime Rate / 1,000	Crimes Against Person	Crimes Against Property	Crimes Against Society	Total Crimes	Clearance Rate
Franklin SO	11898	17.06	77	107	19	203	43.35
Carrabassett Valley	700	28.57	6	11	3	20	15.00
Farmington	8519	35.45	108	171	23	302	57.62
Jay	4679	41.68	98	91	6	195	42.05
Rangeley	1294	10.82	4	9	1	14	35.71
University of Maine: Farmington	0	0	1	19	7	27	7.41
Wilton	3891	21.59	24	37	23	84	60.71
<i>Franklin County Totals:</i>	<i>30,981</i>	<i>27.27</i>	<i>318</i>	<i>445</i>	<i>82</i>	<i>845</i>	<i>47.93</i>

2023 County Crime Analysis

Hancock County

January through December 2023

Contributing Agency	Estimated Population	Crime Rate / 1,000	Crimes Against Person	Crimes Against Property	Crimes Against Society	Total Crimes	Clearance Rate
Hancock SO	35,331	9.82	144	182	21	347	41.79
Bar Harbor	7,580	17.02	41	77	11	129	61.24
Bucksport	5,050	22.18	30	48	34	112	58.93
Ellsworth	8,896	71.38	254	336	45	635	53.70
Gouldsboro	1,753	4.56	4	4	00	8	37.50
Southwest Harbor	1,847	23.28	17	18	8	43	2.33
Winter Harbor	481	12.47	3	3	00	6	50.00
<i>Hancock County Totals:</i>	<i>60,938</i>	<i>21.00</i>	<i>493</i>	<i>668</i>	<i>119</i>	<i>1,280</i>	<i>49.84</i>

Kennebec County

January through December 2023

Contributing Agency	Estimated Population	Crime Rate / 1,000	Crimes Against Person	Crimes Against Property	Crimes Against Society	Total Crimes	Clearance Rate
Kennebec SO	58,068	14.71	305	459	90	854	39.34
Augusta PD	19,144	112.46	693	1,261	199	2,153	38.46
Capitol Police	0	0	16	6	1	23	30.43
Clinton PD	3,396	10.06	14	20	2	36	52.78
Gardiner PD	6,173	19.44	36	73	11	120	50.00
Hallowell PD	2,613	10.72	10	15	3	28	39.29
Monmouth PD	4,210	5.7	10	14	--	24	20.83
Oakland PD	6,364	13.04	41	40	2	83	43.37
Waterville PD	15,826	72.73	257	796	98	1,151	54.74
Winslow PD	8,060	27.42	78	130	13	221	29.86
Winthrop PD	6,208	24.65	27	117	9	153	34.64
<i>Kennebec County Totals:</i>	<i>130,062</i>	<i>37.26</i>	<i>1,487</i>	<i>2,931</i>	<i>428</i>	<i>4,846</i>	<i>42.32</i>

2023 County Crime Analysis

Knox County

January through December 2023

Contributing Agency	Estimated Population	Crime Rate / 1,000	Crimes Against Person	Crimes Against Property	Crimes Against Society	Total Crimes	Clearance Rate
Knox SO	23,802	17.02	171	218	16	405	34.07
Camden PD	5,312	1.88	2	8	--	10	10.00
Rockland PD	7,031	37.12	125	109	27	261	12.26
Rockport PD	3,740	2.19	33	46	3	82	34.15
Thomaston PD	2,808	30.63	9	75	2	86	16.28
<i>Knox County Totals:</i>	<i>42,693</i>	<i>19.77</i>	<i>340</i>	<i>456</i>	<i>48</i>	<i>844</i>	<i>25.24</i>

Lincoln County

January through December 2023

Contributing Agency	Estimated Population	Crime Rate / 1,000	Crimes Against Person	Crimes Against Property	Crimes Against Society	Total Crimes	Clearance Rate
Lincoln SO	23,046	19.48	169	242	38	449	49.89
Boothbay Harbor	2,099	7.15	5	8	2	15	53.33
Damariscotta	2,304	16.92	12	26	1	39	53.85
Waldoboro	5,342	1.76	16	69	9	94	46.81
Wiscasset	3,900	44.1	86	67	19	172	62.21
<i>Lincoln County Totals:</i>	<i>36,691</i>	<i>20.96</i>	<i>288</i>	<i>412</i>	<i>69</i>	<i>769</i>	<i>52.54</i>

2023 County Crime Analysis

Oxford County

January through December 2023

Contributing Agency	Estimated Population	Crime Rate / 1,000	Crimes Against Person	Crimes Against Property	Crimes Against Society	Total Crimes	Clearance Rate
Oxford SO	37,813	13.57	191	293	29	513	37.43
Fryeburg	3,562	21.34	27	47	2	76	26.32
Mexico	2,822	71.58	75	122	5	202	14.85
Norway	5,310	40.49	71	119	25	215	33.49
Oxford	4,401	72.94	56	174	91	321	76.64
Paris	5,421	34.86	86	93	10	189	44.97
Rumford	5,966	71.07	184	146	94	424	26.18
<i>Oxford County Totals:</i>	<i>65,295</i>	<i>29.71</i>	<i>690</i>	<i>994</i>	<i>256</i>	<i>1,940</i>	<i>38.97</i>

Penobscot County

January through December 2023

Contributing Agency	Estimated Population	Crime Rate / 1,000	Crimes Against Person	Crimes Against Property	Crimes Against Society	Total Crimes	Clearance Rate
Penobscot SO	62,506	16.73	421	493	132	1,046	33.94
Bangor	31,525	96.84	1,148	1,672	233	3,053	34.52
Brewer	9,665	35.8	44	227	75	346	36.99
Dexter	3,822	26.16	37	57	6	100	36.00
East Millinocket	6,886	33.84	66	100	67	233	76.82
Hampden	7,964	12.93	15	74	14	103	55.34
Holden	3,417	20.78	20	29	22	71	76.06
Lincoln	4,873	10.06	17	29	3	49	87.76
Newport	3,160	25.32	21	59	--	80	66.25
Old Town	7,460	31.23	82	138	13	233	44.64
Orono	11,296	6.02	17	43	8	68	54.41
University of Maine: Orono	0	0	33	124	12	169	0.00
Veazie	1,831	5.46	2	5	3	10	70.00
<i>Penobscot County Totals:</i>	<i>154,405</i>	<i>36.02</i>	<i>1,923</i>	<i>3,050</i>	<i>588</i>	<i>5,561</i>	<i>37.89</i>

2023 County Crime Analysis

Piscataquis County

January through December 2023

Contributing Agency	Estimated Population	Crime Rate / 1,000	Crimes Against Person	Crimes Against Property	Crimes Against Society	Total Crimes	Clearance Rate
Piscataquis SO	10,445	16.37	75	65	31	171	45.03
Dover-Foxcroft	4,628	28.52	82	45	5	132	28.03
Greenville	1,576	9.68	9	7	1	17	5.88
Milo	2,404	40.77	47	38	13	98	39.80
<i>Piscataquis County Totals:</i>	<i>19,053</i>	<i>21.94</i>	<i>213</i>	<i>155</i>	<i>50</i>	<i>418</i>	<i>32.12</i>

Sagadahoc County

January through December 2023

Contributing Agency	Estimated Population	Crime Rate / 1,000	Crimes Against Person	Crimes Against Property	Crimes Against Society	Total Crimes	Clearance Rate
Sagadahoc SO	13,239	17.15	96	110	21	227	64.44
Bath	8,826	30.25	109	142	16	267	35.21
Phippsburg	2,220	4.05	4	5	--	9	11.11
Richmond	3,598	3.34	3	9	--	12	0.00
Topsham	9,831	28.18	90	177	10	277	53.79
<i>Sagadahoc County Totals:</i>	<i>37,714</i>	<i>21.00</i>	<i>302</i>	<i>443</i>	<i>47</i>	<i>792</i>	<i>48.99</i>

Somerset County

January through December 2023

Contributing Agency	Estimated Population	Crime Rate / 1,000	Crimes Against Person	Crimes Against Property	Crimes Against Society	Total Crimes	Clearance Rate
Somerset SO	40,341	22.71	287	567	62	916	48.69
Fairfield	6,561	39.63	90	153	17	260	33.85
Pittsfield	3,946	23.82	33	53	8	94	30.85
Skowhegan	8,686	73.91	159	406	77	642	35.83
<i>Somerset County Totals:</i>	<i>59,534</i>	<i>32.11</i>	<i>569</i>	<i>1,179</i>	<i>164</i>	<i>1,912</i>	<i>41.47</i>

2023 County Crime Analysis

Waldo County

January through December 2023

Contributing Agency	Estimated Population	Crime Rate / 1,000	Crimes Against Person	Crimes Against Property	Crimes Against Society	Total Crimes	Clearance Rate
Waldo SO	34,160	4.19	66	54	23	143	66.43
Belfast PD	7,089	13.12	29	48	16	93	72.04
Islesboro PD	592	16.89	1	9	--	10	10.00
Searsport PD	2,658	2.63	4	3	--	7	85.71
Waldo County Totals:	44,499	5.69	100	114	39	253	67.19

Washington County

January through December 2023

Contributing Agency	Estimated Population	Crime Rate / 1,000	Crimes Against Person	Crimes Against Property	Crimes Against Society	Total Crimes	Clearance Rate
Washington SO	25,641	17.43	217	192	38	447	46.09
Baileyville	1,327	9.04	3	5	4	12	58.33
Calais	3,134	15.63	13	31	5	49	83.67
Eastport	1,307	5.36	6	1	--	7	71.42
Machias	2,062	34.43	29	37	5	71	39.44
Milbridge	1,407	0	0	0	0	0	0.00
Washington County Totals:	34,878	16.80	265	261	48	586	48.73

2023 County Crime Analysis

York County

January through December 2023

Contributing Agency	Estimated Population	Crime Rate / 1,000	Crimes Against Person	Crimes Against Property	Crimes Against Society	Total Crimes	Clearance Rate
York SO	59,417	10.41	196	360	63	619	37.16
Berwick	8,305	21.67	49	111	20	180	46.11
Biddeford	22,404	78.47	565	1,090	103	1,758	29.75
Buxton	8,574	26.83	69	110	51	230	43.91
Eliot	7,369	7.19	19	33	1	53	45.28
Kennebunk	11,863	14.08	39	124	4	167	28.74
Kennebunkport	3,729	19.31	19	46	7	72	26.39
Kittery	10,314	19.88	36	165	4	205	51.22
North Berwick	5,233	23.50	57	32	34	123	63.41
Ogunquit	1,608	32.96	13	38	2	53	24.53
Old Orchard Beach	9,465	54.62	151	231	135	517	52.03
Saco	21,103	40.18	216	566	66	848	29.60
Sanford	22,416	62.00	370	967	53	1,390	24.75
South Berwick	7,768	13.00	29	55	17	101	31.68
Wells	11,926	23.56	73	192	16	281	33.45
York	14,132	18.96	69	182	17	268	23.88
<i>York County Totals:</i>	<i>225,626</i>	<i>30.43</i>	<i>1,970</i>	<i>4,302</i>	<i>593</i>	<i>6,865</i>	<i>33.18</i>

Statewide Agencies

January through December 2023

Contributing Agency	Estimated Population	Crime Rate / 1,000	Crimes Against Person	Crimes Against Property	Crimes Against Society	Total Crimes	Clearance Rate
Maine Drug Enforcement Agency	0	0	--	1	341	342	61.99
Maine State Police	0	0	875	948	368	2,191	63.76
Office of State Fire Marshal	0	0	3	95	1	99	45.45
<i>Statewide Agencies Totals:</i>	<i>0</i>	<i>0.00</i>	<i>878</i>	<i>1,044</i>	<i>710</i>	<i>2,632</i>	<i>62.84</i>

Crime Rates reported by county for a 3-year span.

Jurisdiction by Geography	2021 Number of Crimes	2021 Crime Rate (per 10,000)	2022 Number of Crimes	2022 Crime Rate (per 10,000)	2023 Number of Crimes	2023 Crime Rate (per 10,000)
Maine	44,667	32.55	44,546	32.16	43,377	29.65
Androscoggin	3,806	34.53	4,064	36.52	4,109	36.07
Aroostook	1,656	24.61	1,537	22.98	1,632	23.01
Cumberland	8,010	26.33	8,526	27.7	8,092	24.80
Franklin	884	29.13	838	27.91	845	27.27
Hancock	1,284	22.94	1,414	24.78	1,280	21.00
Kennebec	5,005	40.09	5,181	41.28	4,847	37.26
Knox	835	20.59	916	21.99	844	19.77
Lincoln	784	22.2	743	20.33	769	20.96
Oxford	1,571	26.62	1,980	33.25	1,940	29.71
Penobscot	6,141	39.97	5,860	38.09	5,561	33.97
Piscataquis	474	27.58	458	26.01	418	21.94
Sagadahoc	796	21.72	748	19.93	792	21.00
Somerset	2,007	39.19	1,911	37.55	1,912	32.12
Waldo	346	8.52	270	6.7	253	5.69
Washington	390	12.26	441	14.11	586	16.80
York	7,068	33.13	6,789	31.2	6,865	30.43
Statewide Organizations	3,610	--	2,870	--	2,632	--

2023 NIBRS Group A Offenses by Month

Offense Type	Jan-23	Feb-23	Mar-23	Apr-23	May-23	Jun-23	Jul-23	Aug-23	Sep-23	Oct-23	Nov-23	Dec-23
<i>Crimes Against Person</i>	1,044	935	1,086	1,139	1,194	1,180	1,233	1,237	1,127	1,160	1,092	942
Murder and Nonnegligent Manslaughter	6	3	1	5	1	4	6	--	2	19	10	3
Negligent Manslaughter	--	--	1	--	1	1	2	3	--	1	1	1
Kidnapping/Abduction	7	3	2	--	2	3	1	1	1	1	2	2
Rape	34	31	30	38	30	26	37	32	32	30	38	29
Sodomy	1	5	5	3	4	5	1	2	2	--	2	4
Sexual Assault with An Object	2	2	1	--	--	--	2	--	--	2	--	--
Fondling	39	37	46	47	25	33	34	31	29	33	39	32
Incest	1	1	--	2	2	2	2	2	--	1	2	2
Statutory Rape	4	10	7	2	5	6	4	5	4	1	4	5
Aggravated Assault	73	57	59	70	62	69	82	66	70	81	65	53
Simple Assault	549	467	516	561	609	593	612	663	533	614	559	491
Intimidation	328	319	418	411	453	438	449	432	454	376	370	319
Human Trafficking, Commercial Sex Acts	--	--	--	--	--	--	1	--	--	1	--	1
<i>Crimes Against Property</i>	1,935	1,559	1,850	2,057	2,289	2,337	2,347	2,320	2,351	2,199	1,906	1,960
Arson	9	6	9	17	15	16	15	15	9	16	18	11
Bribery	1	--	1	--	--	1	--	--	--	1	2	1
Burglary/Breaking & Entering	109	102	86	130	145	158	160	161	150	131	109	108
Counterfeiting/Forgery	43	43	50	50	48	43	40	39	41	34	41	42
Destruction/Damage/Vandalism of Property	403	303	333	453	484	505	533	514	497	449	379	368
Embezzlement	4	2	3	5	6	5	2	3	3	1	--	--
Extortion/Blackmail	8	3	5	5	6	7	4	9	6	3	2	1
False Pretenses/Swindle/Confidence Game	136	122	154	132	171	147	137	145	135	153	148	139
Credit Card/Automated Teller Machine Fraud	47	36	38	39	40	50	46	48	53	34	35	39
Impersonation	20	23	32	31	24	27	28	25	38	26	27	22
Welfare Fraud	3	--	--	1	--	--	3	1	1	3	--	2
Wire Fraud	11	7	6	9	10	8	13	5	7	2	10	4
Identity Theft	7	3	10	9	5	7	3	7	10	15	7	4
Hacking/Computer Invasion	1	--	--	1	1	--	--	1	1	--	--	1

2023 NIBRS Group A Offenses by Month

Offense Type	Jan-23	Feb-23	Mar-23	Apr-23	May-23	Jun-23	Jul-23	Aug-23	Sep-23	Oct-23	Nov-23	Dec-23
<i>Crimes Against Property cont.</i>												
Robbery	11	11	15	18	17	8	13	15	16	17	9	15
Pocket-picking	3	5	1	1	1	4	2	--	3	4	--	--
Purse-snatching	3	3	1	--	1	5	5	2	3	3	4	1
Shoplifting	253	224	281	230	268	279	237	277	259	269	257	258
Theft From Building	86	67	78	61	64	64	61	70	73	72	57	81
Theft From Coin Operated Machine or Device	1	--	--	--	--	--	1	1	--	3	--	--
Theft From Motor Vehicle	127	75	98	135	146	116	99	83	131	146	107	124
Theft of Motor Vehicle Parts/Accessories	26	13	14	21	23	17	23	21	17	11	16	14
All Other Larceny	535	432	542	621	717	756	789	755	774	693	579	603
Motor Vehicle Theft	74	69	82	81	87	102	122	115	108	102	90	112
Stolen Property Offenses	14	10	11	7	10	12	11	8	16	11	9	10
<i>Crimes Against Society</i>	368	362	512	408	488	413	453	494	376	356	332	335
Drug/Narcotic Violations	306	305	399	319	398	353	392	415	314	290	258	268
Drug Equipment Violations	10	9	19	23	18	16	7	14	10	13	8	14
Betting/Wagering	--	--	1	--	--	--	--	--	--	--	--	--
Operating/Promoting/Assisting Gambling	--	--	--	1	--	--	1	--	--	--	--	1
Gambling Equipment Violations	--	--	1	--	--	--	--	--	--	--	--	--
Pornography/Obscene Material	18	17	19	15	22	10	13	22	17	15	22	15
Prostitution	--	--	12	1	1	--	1	5	2	1	3	--
Assisting or Promoting Prostitution	--	--	14	13	--	2	1	--	1	1	--	1
Purchasing Prostitution	--	--	2	--	--	--	--	--	--	--	--	--
Weapon Law Violations	26	31	40	35	44	27	25	28	25	32	39	34
Animal Cruelty	8	--	5	1	5	5	13	10	7	4	2	2

**Murder and
Non-Negligent
Manslaughter**

VIOLENT CRIMES

**Aggravated
Assault**

Robbery

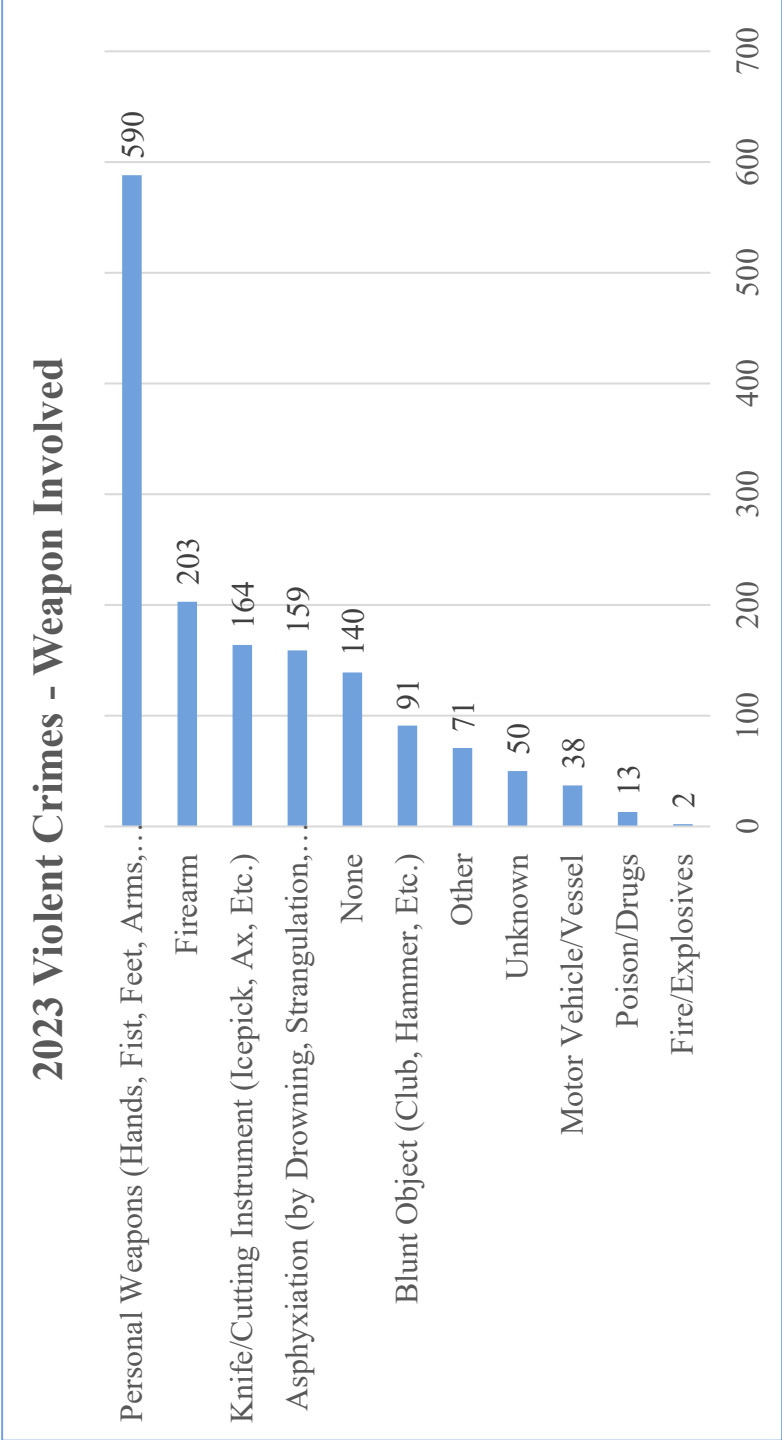
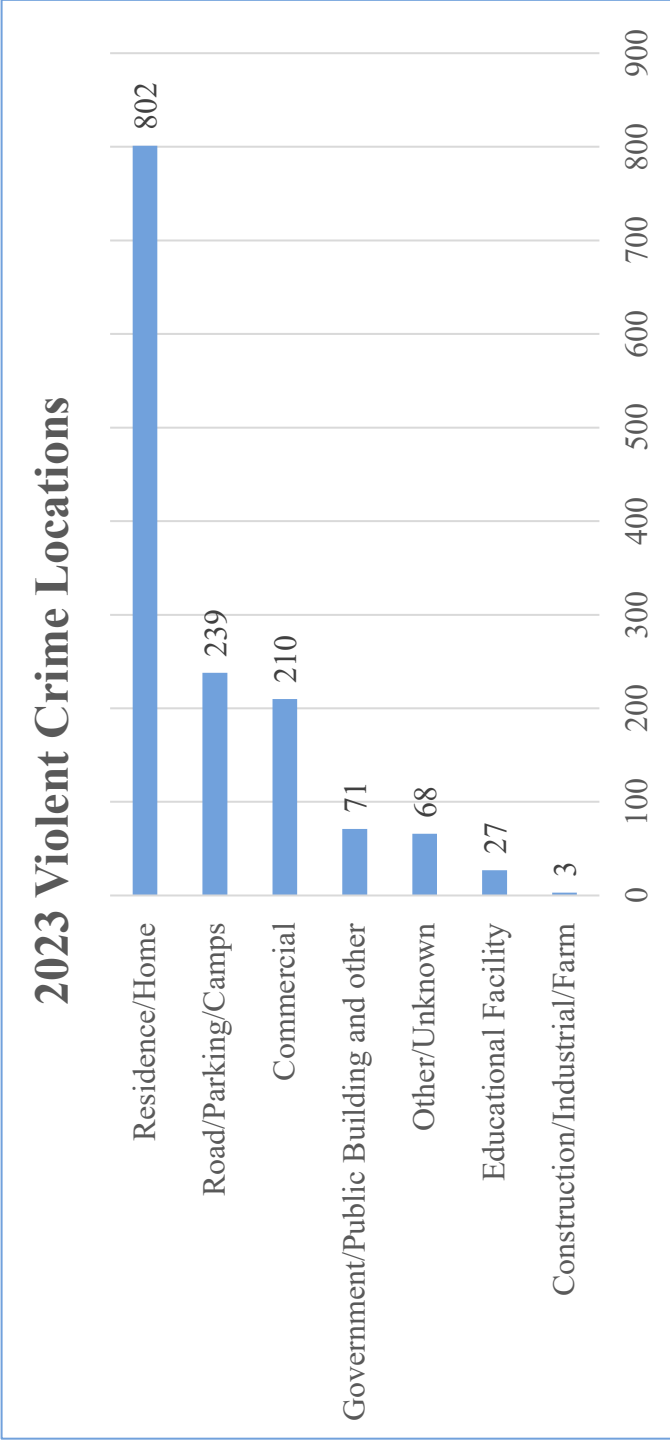
Rape

Violent Crimes Rates for Offenses reports for 2023 with 2022 Comparison.

Offense Type	2022 Number of Victims	2022 Crime Rate (per 1,000)	2023 Number of Victims	2023 Crime Rate (per 1,000)
Violent Crime / Crime Rate	1,465	1.06	1,460	1.00
Murder and Nonnegligent Manslaughter	28	0.02	60	0.04
Rape	421	0.30	387	0.26
Aggravated Assault	829	0.60	807	0.55
Robbery	187	0.13	165	0.11

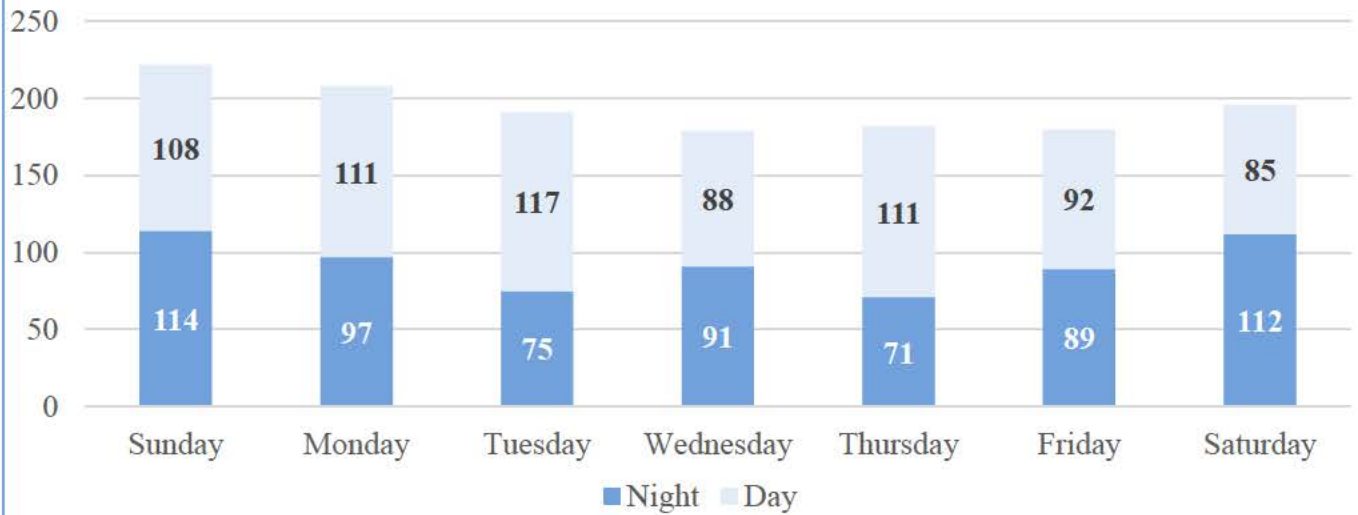
Violent Crimes

Crimes of violence involve the element of personal confrontation between the perpetrator and victim and entail the use of threat or violence. By their very nature, violent crimes- Murder, Rape, Aggravated Assault and Robbery are considered more serious than property crimes. The total number indicates only the number of incidents reported to police. In 2023 agencies reported a total of 1,460 victims of Violent Crime with reported injuries and no injuries. 772 incidents cleared results in 62.61% Clearance Rate.

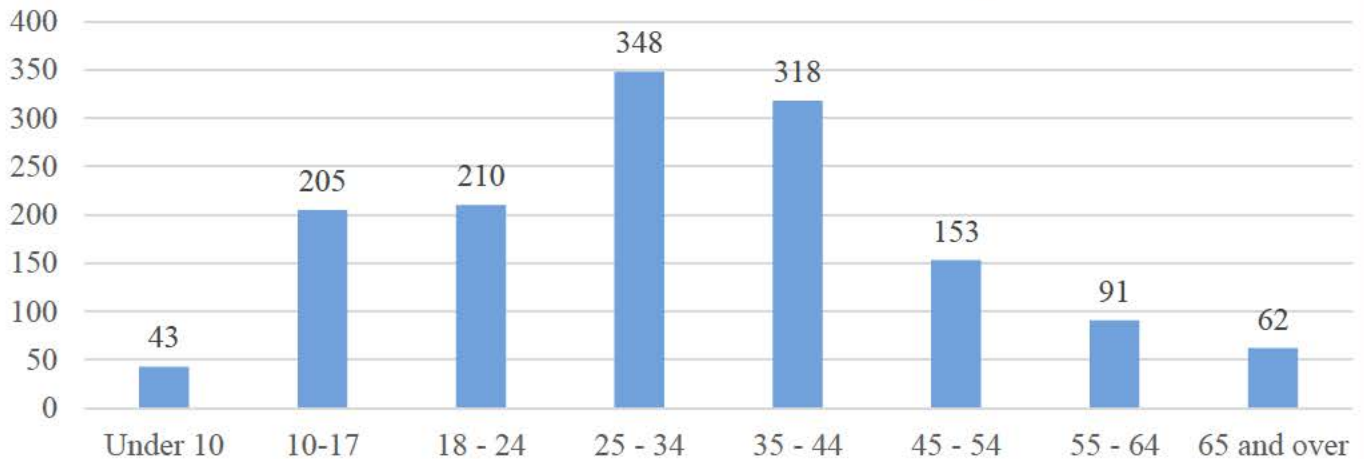


Violent Crimes

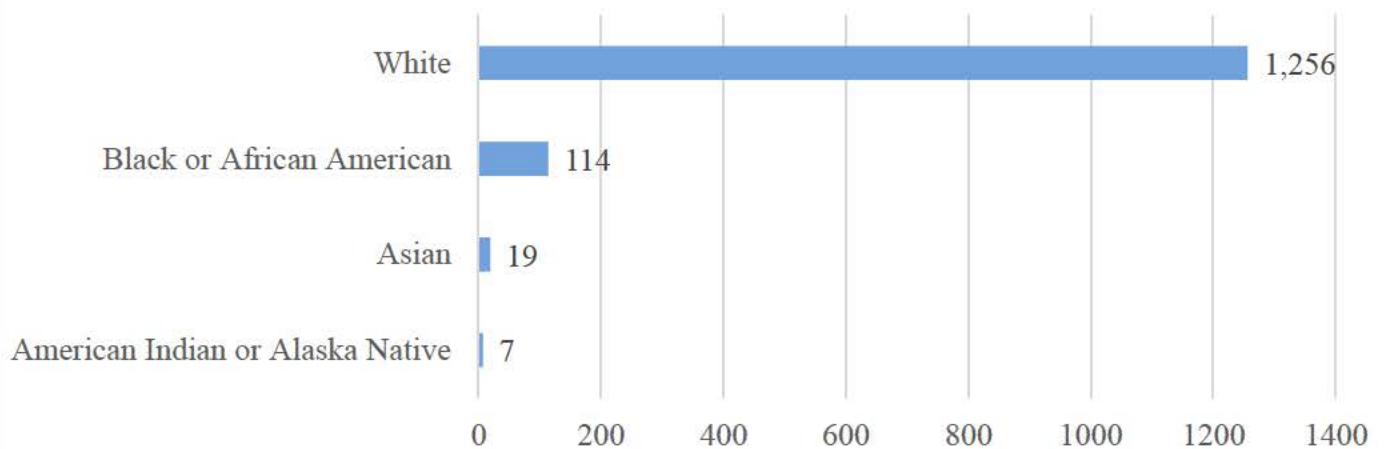
2023 Violent Crime - Crimes Known by Date & Time



2023 Violent Crimes - Victim Age Range

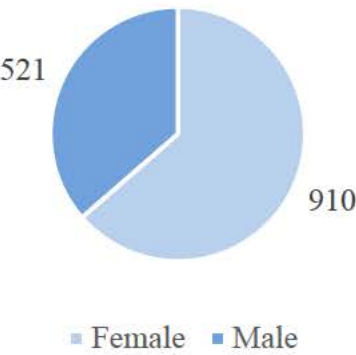


2023 Violent Crime - Victim Race

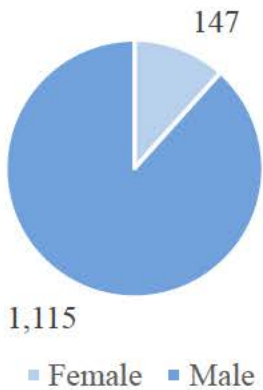


Violent Crimes

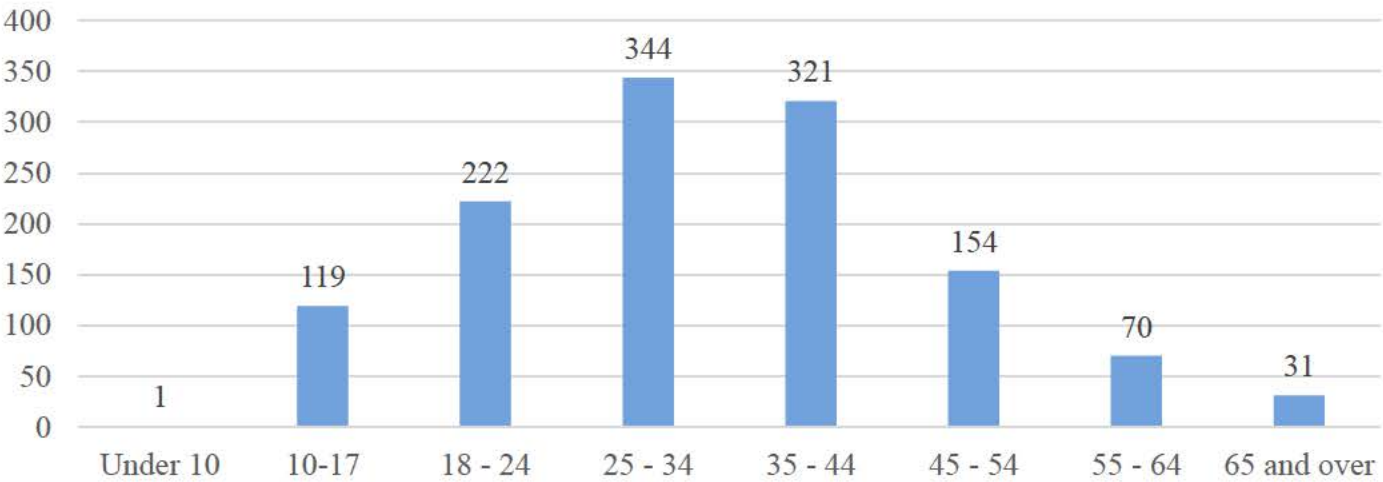
2023 Violent Crime - Victim Gender



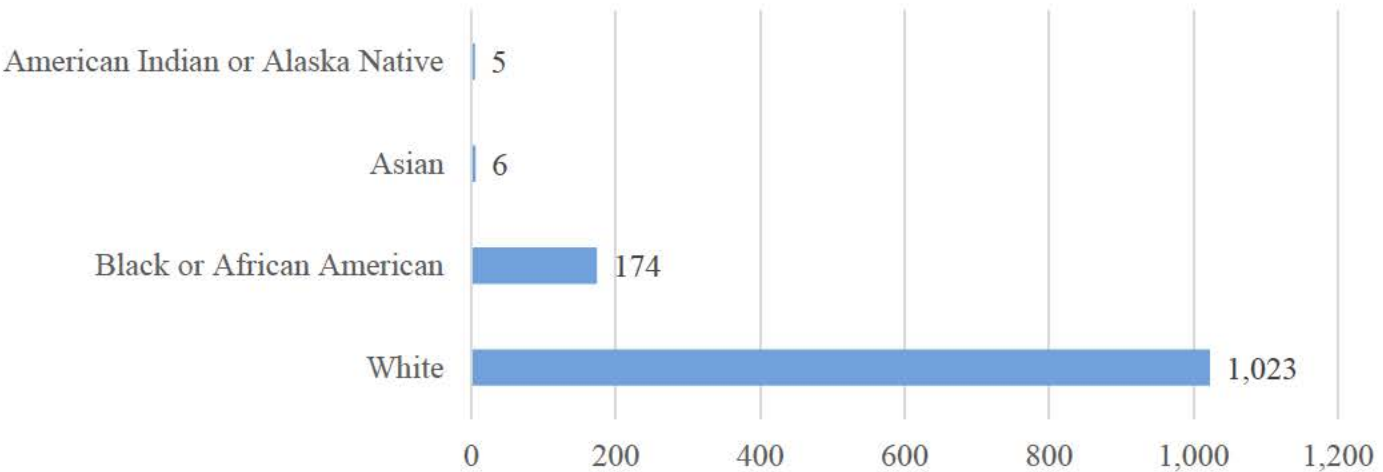
2023 Violent Crimes - Offender Gender



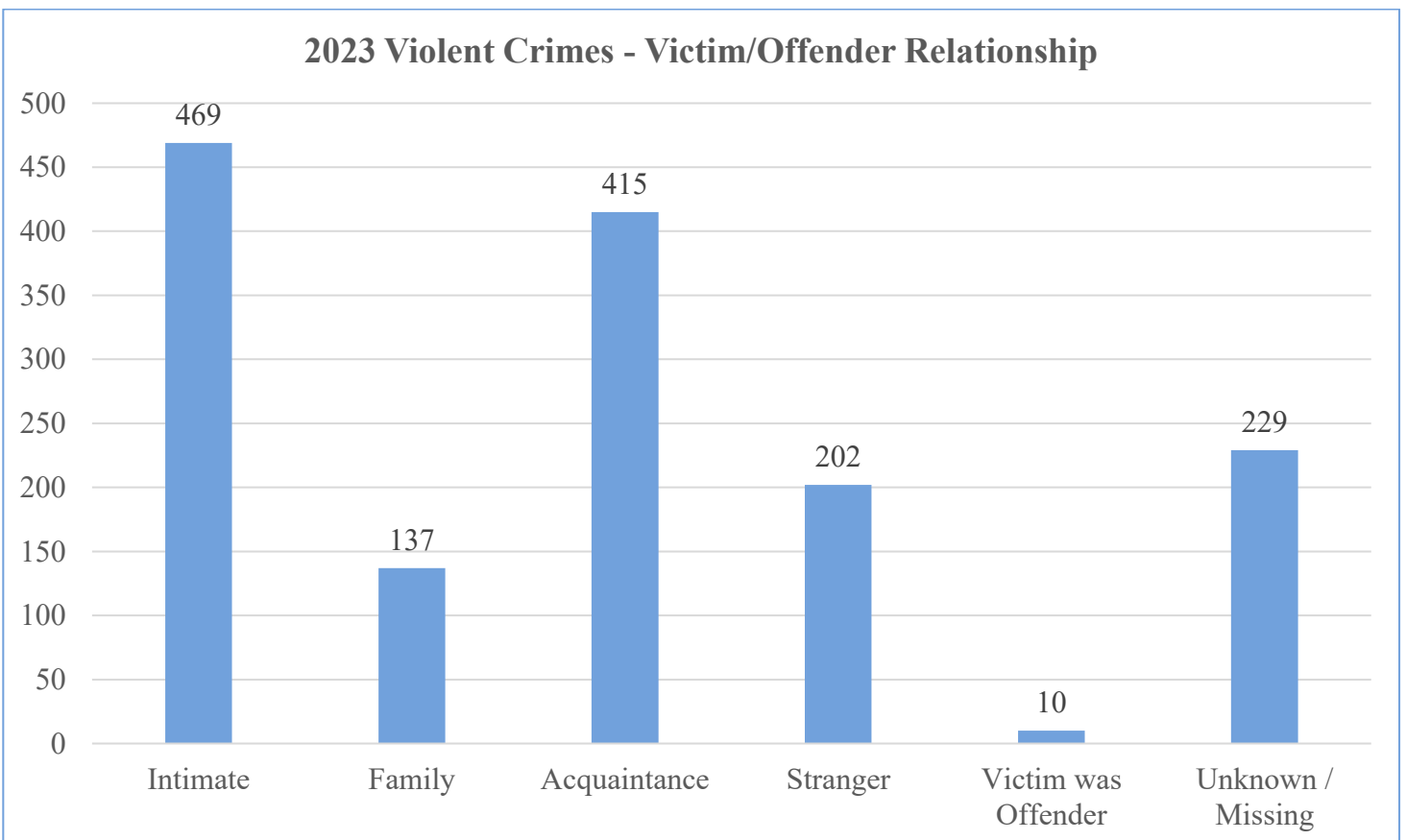
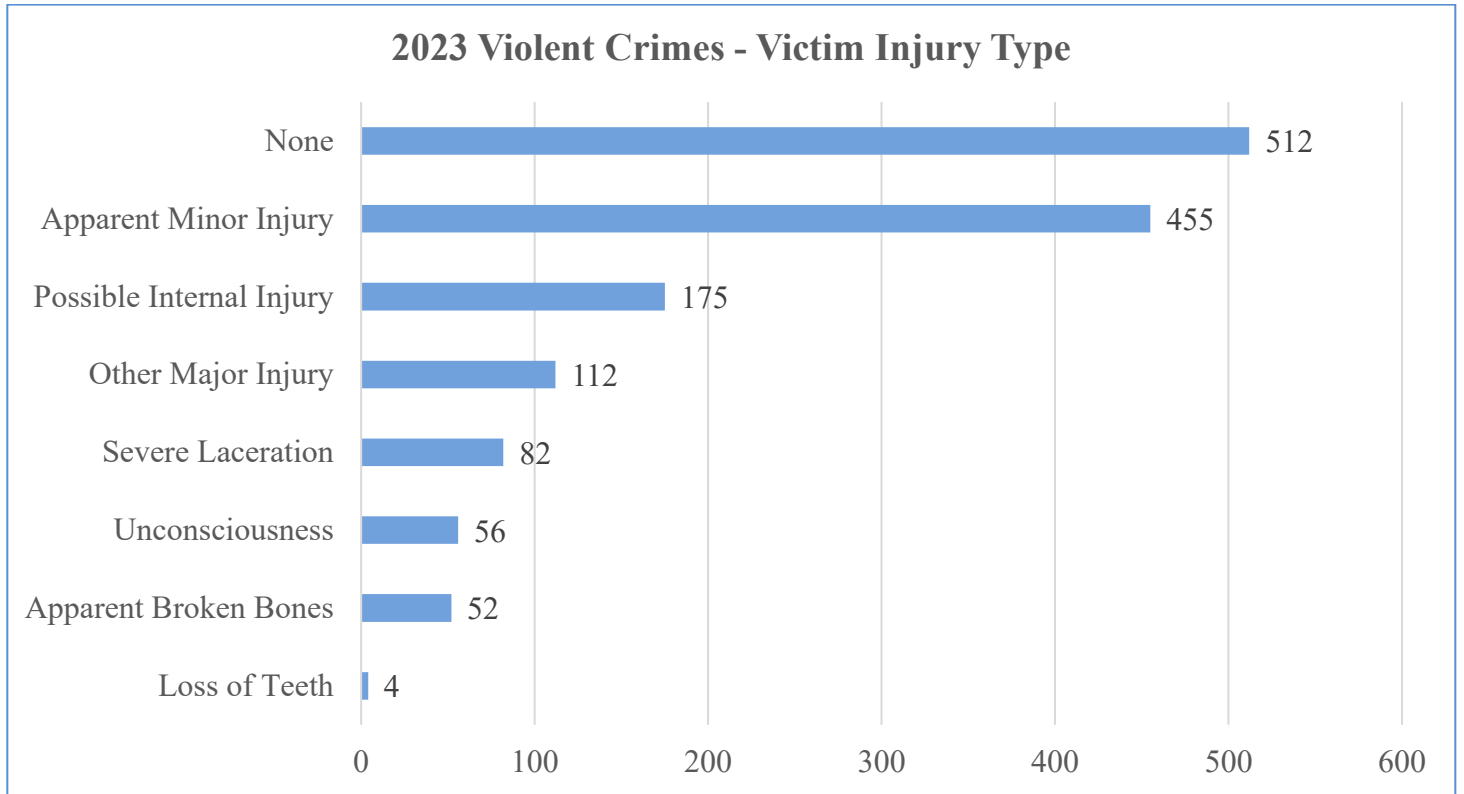
2023 Violent Crime - Offender Age Range



2023 Violent Crimes - Offender Race



Violent Crimes



Violent Crimes

Intimate Relationships consist of: Spouse, Ex-Spouse, Common-Law Spouse, Boyfriend/Girlfriend, Homosexual Relationships, & Ex- Relationship (Ex-Boyfriend/Girlfriend)

Family Relationships consist of: Child, Stepchild, Grandchild, Sibling (Brother or Sister), Stepsibling, Parent, Grandparent, In-Law, & Other Family Member

Acquaintance Relationships consist of: Child of Boyfriend/Girlfriend, Babysitter (the baby), Friend, Employer, Employee, Neighbor, Acquaintance, & Otherwise Known

Stranger is used when it is known - that the victim did not know the offender.

Victim/Offender is used when the participant in the incident was the victim and the offender in the incident, such as domestic disputes where both husband and wife are charged with assault, double murders (two people kill each other) or barroom brawls where many participants are arrested. Mutual combatant is also another reason to use this category.

Unknown/Missing is submitted when there is nothing submitted on the suspect.

Violent Crime - County Totals

Jurisdiction by Geography	Total:
Androscoggin	207
Aroostook	56
Cumberland	347
Franklin	46
Hancock	47
Kennebec	149
Knox	18
Lincoln	21
Oxford	46
Penobscot	94
Piscataquis	8
Sagadahoc	9
Somerset	51
Waldo	9
Washington	14
York	236
Statewide Organizations	101

CRIMES AGAINST PERSON

(Counts Victims of reported Crimes)

Murder and Non-Negligent Manslaughter

The willful killing of one Human being by
another

Negligent Manslaughter

The killing of another person through gross
negligence

Aggravated Assault

An unlawful attack by one person upon another wherein the offender uses a weapon or displays it in a threatening manner, or the victim suffers obvious severe or aggravated bodily injury involving apparent broken bones, loose of teeth, possible internal injury, severe laceration, or loss of consciousness

Forcible Sex Offenses

(Rape, Sodomy, Sexual Assault with Object, Fondling)

Any sexual act directed against another person, without the consent of the victim, including instances where the victim is incapable of giving consent

Kidnapping/Abduction

The unlawful seizure, transportation, and /or detention of a person against his/her will or of a minor without the consent of his/her custodial parent(s) or legal guardian

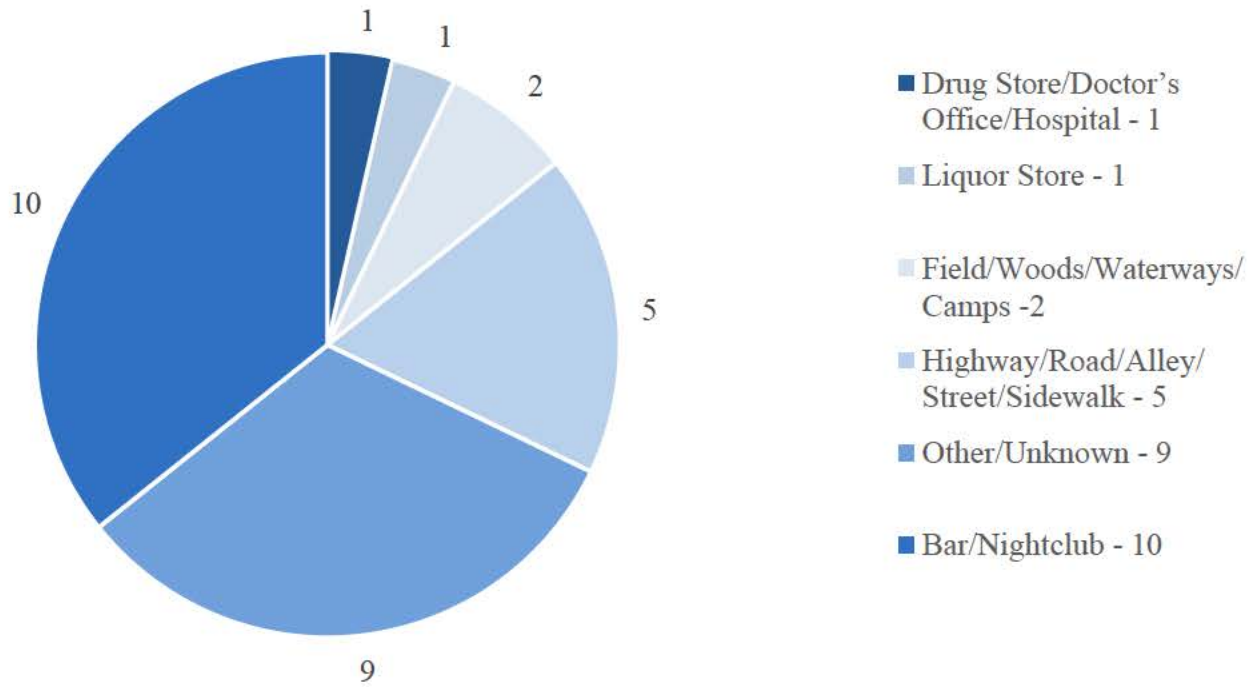
Maine's Crime Rate for 2023 is 29.65 per 1,000 population
Maine's Crime Rate for 2022 is 32.16 per 1,000 population
(2022 Crime Rate updated due to updated data)

Offense Type	2022 Number of Victims	2022 Crime Rate (per 1,000)	2023 Number of Victims	2023 Crime Rate (per 1,000)
<i>Crimes Against Person</i>	<i>13,209</i>	<i>9.53</i>	<i>13,370</i>	<i>9.14</i>
Murder and Nonnegligent Manslaughter	28	0.02	60	0.04
Negligent Manslaughter	20	0.01	12	0.00
Kidnapping/Abduction	40	0.03	25	0.02
Rape	421	0.30	387	0.26
Sodomy	24	0.02	34	0.02
Sexual Assault with An Object	5	0.00	9	0.01
Fondling	416	0.30	425	0.29
Incest	13	0.01	17	0.01
Statutory Rape	63	0.05	57	0.04
Aggravated Assault	829	0.60	807	0.55
Simple Assault	6,932	5.00	6,767	4.63
Intimidation	4,415	3.19	4,767	3.26
Human Trafficking, Commercial Sex Acts	3	0.00	3	0

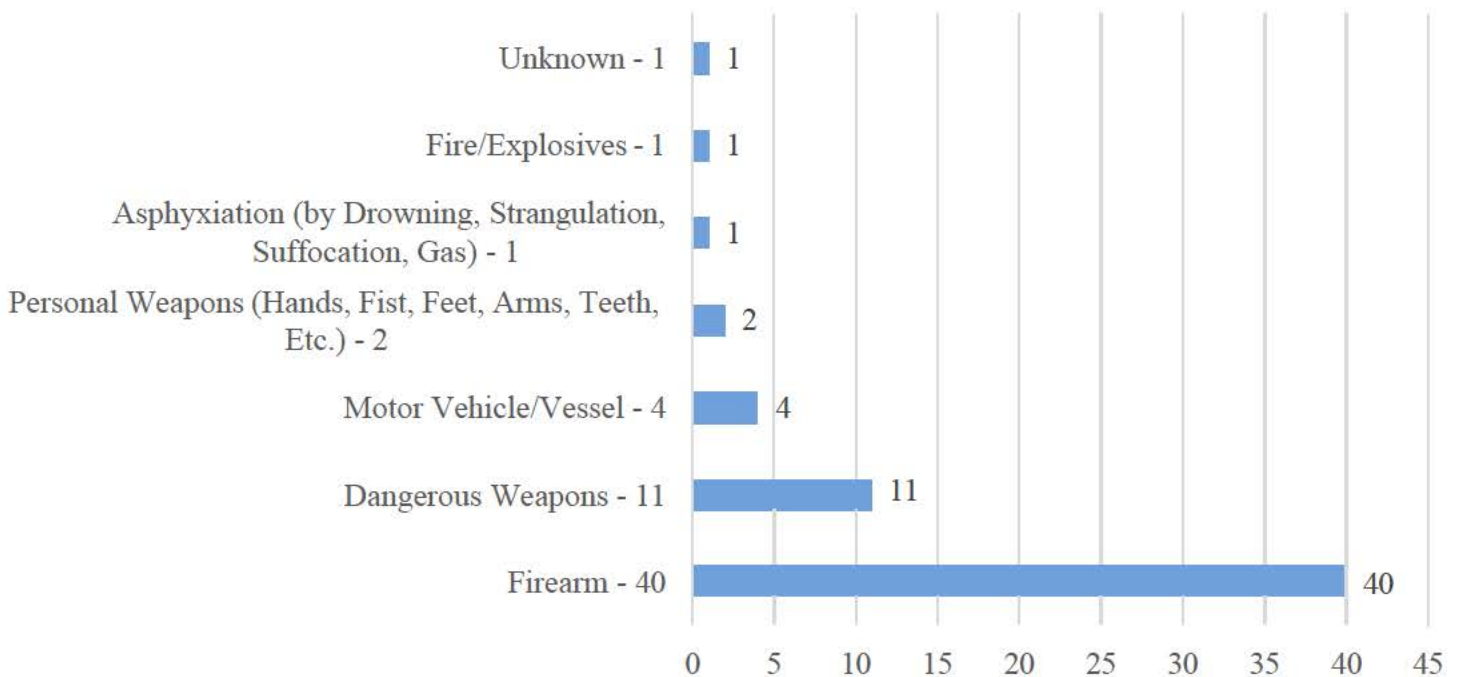
Murder and Non-Negligent Manslaughter

2023 Reporting agencies reported 36 incidents of Homicide, with 60 victims.

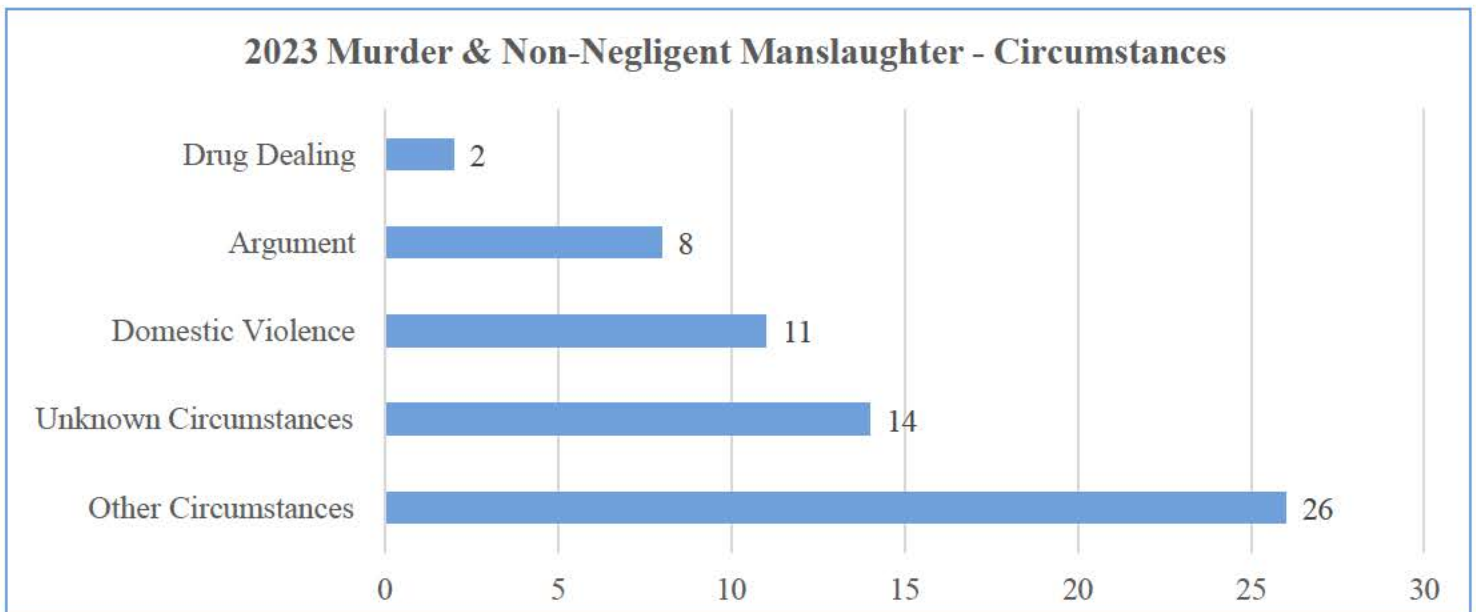
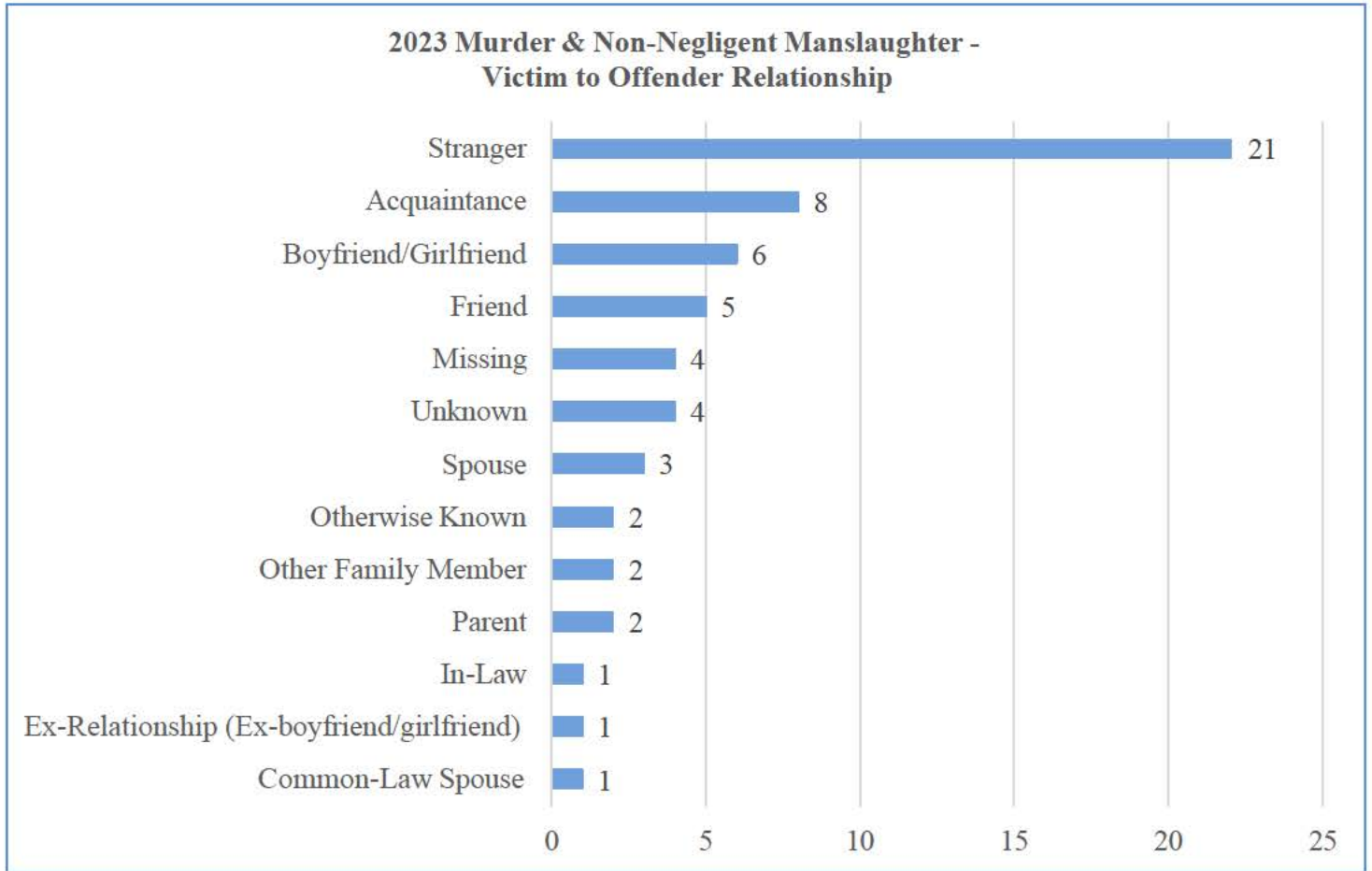
2023 Murder and Non-Negligent Manslaughter - Locations



2023 Murder and Non-Negligent Manslaughter - Weapon Type



Murder and Non-Negligent Manslaughter



Murder and Non-Negligent Manslaughter

Victims and Offender Information

Victim Gender	Victim Age	White	Black or African American	American Indian or Alaska Native
Female	Under 10	-	-	-
	10 - 17	-	-	-
	18 - 24	1	-	-
	25 - 34	1	-	-
	35 - 44	4	-	-
	45 - 54	7	-	-
	55 - 64	4	-	-
	65 and over	4	-	-
Male	Under 10	-	-	-
	10 - 17	1	1	-
	18 - 24	-	2	-
	25 - 34	5	1	-
	35 - 44	9	-	1
	45 - 54	6	-	-
	55 - 64	7	1	-
	65 and over	5	-	-

Offender Gender	Offender Age	White	Black or African American	American Indian or Alaska Native	Unknown
Female	Under 10	-	-	-	-
	10 - 17	-	-	-	-
	18 - 24	-	-	-	-
	25 - 34	1	-	-	-
	35 - 44	-	-	-	-
	45 - 54	-	-	-	2
	55 - 64	-	-	-	-
	65 and over	-	-	-	-
Male	Under 10	-	-	-	-
	10 - 17	-	-	-	-
	18 - 24	1	3	-	-
	25 - 34	8	2	-	-
	35 - 44	24	1	-	-
	45 - 54	4	-	1	2
	55 - 64	4	-	-	-
	65 and over	2	-	-	1

**NIBRS Summary - Homicide Report 09A Murder and Nonnegligent Manslaughter
Maine 2023 Agencies 37 Incidents of Homicide and 60 Victims**

Agency Name Location Incident Date	Situation	VICTIM				OFFENDER				Relationship of Victim to Offender	Circumstances	Weapon Used
		Age	Gender	Race	Ethnicity	Age	Gender	Race	Ethnicity			
Maine State Police Lincolnville 01/5/2023	Single Victim/ Single Offender	47	M	W	N	47	M	W	N	Friend	Unknown Circumstances	Asphyxiation (by Drowning, Strangulation, Suffocation, Gas)
Berwick PD 01/12/2023	Single Victim/ Single Offender	37	M	W	N	31	M	W	U	Stranger	Argument	Firearm (Type Not Stated)
Bangor PD 01/12/2023	Single Victim/ Single Offender	24	F	W	U	57	M	W	U	Boyfriend/ Girlfriend	Domestic Violence	Handgun
Portland PD 01/18/2023	Single Victim/ Single Offender	36	M	I	N	22	M	W	N	Acquaintance	Drug Dealing	Firearm (Type Not Stated)
Caribou PD 01/25/2023	Single Victim/ Single Offender	31	M	W	N	34	F	W	N	Boyfriend/ Girlfriend	Unknown Circumstances / Domestic Violence	Fire/Incendiary Device
Maine State Police Newburg 01/27/2023	Single Victim/ Single Offender	27	M	W	U	58	W	U	U	Otherwise Known	Argument	Motor Vehicle/Vessel
Portland PD 02/17/2023	Single Victim/ Single Offender	58	M	W	N	27	M	W	N	Acquaintance	Unknown Circumstances	Knife/Cutting Instrument (Icepick, Ax, Etc.)
Maine State Police Poland 02/20/2023	Multiple Victims / Single Offender	16	M	B	N	45	M	U	U	Unknown	Argument	Rifle
		21	M	B	N					Unknown	Argument	Rifle
Madawaska PD 03/25/2023	Single Victim/ Single Offender	71	M	W	N	44	M	W	N	Other Family Member	Other Circumstances	Motor Vehicle/Vessel
Maine State Police Alfred 04/10/2023	Single Victim/ Single Offender	39	F	W	N	40	M	W	U	Spouse	Domestic Violence	Handgun
Maine State Police Bowdoin 04/17/2023	Multiple Victims / Single Offender	63	F	W	N	34	M	W	N	Parent	Unknown Circumstances / Domestic Violence	Handgun
		66	M	W	N					Parent	Unknown Circumstances / Domestic Violence	Handgun
		62	F	W	N					Acquaintance	Unknown Circumstances	Handgun
		72	M	W	N					Acquaintance	Unknown Circumstances	Handgun

**NIBRS Summary - Homicide Report 09A Murder and Nonnegligent Manslaughter
Maine 2023 Agencies 37 Incidents of Homicide and 60 Victims**

Agency Name Location Incident Date	Situation	VICTIM				OFFENDER				Relationship of Victim to Offender	Circumstances	Weapon Used
		Age	Gender	Race	Ethnicity	Age	Gender	Race	Ethnicity			
Berwick PD 05/13/2023	Single Victim/ Single Offender	25	M	W	N	41	M	W	U	Friend	Other Circumstances	Handgun
SouthWest Harbor PD 06/11/2023	Single Victim/ Single Offender	35	F	W	N	31	M	B	N	Unknown	Other Circumstances	Motor Vehicle/Vessel
Maine State Police Monticello 06/16/2023	Single Victim/ Single Offender	42	F	W	N	39	M	W	N	Boyfriend/ Girlfriend	Domestic Violence	Handgun
Westbrook PD 06/19/2023	Multiple Victims / Single Offender	41	M	W	N	24	M	B	U	Stranger	Other Circumstances	Handgun
		36	F	W	N					Stranger	Other Circumstances	Handgun
Maine State Police Brooklin 07/02/2024	Single Victim/ Single Offender	71	F	W	N	75	M	W	N	Common-Law Spouse	Argument / Domestic Violence	Handgun
Norway PD 074/07/2023	Single Victim/ Single Offender	61	F	W	N	61	M	W	N	Spouse	Domestic Violence	Knife/Cutting Instrument (Icepick, Ax, Etc.)
Maine State Police Madison 07/07/2023	Single Victim/ Single Offender	57	M	W	N	61	M	W	N	Friend	Argument	Knife/Cutting Instrument (Icepick, Ax, Etc.)
Augusta PD 07/18/2023	Single Victim/ Unknown Offender	48	M	W	N	U	U	U	U	Unknown	Argument	Personal Weapons (Hands, Fist, Feet, Arms, Teeth, Etc.)
Augusta PD 07/28/2023	Single Victim/ Single Offender	34	M	W	N	34	M	W	U	Acquaintance	Drug Dealing	Firearm (Type Not Stated)
Lewiston PD 07/30/2023	Single Victim/ Single Offender	23	M	B	N	26	M	B	U	Friend	Other Circumstances	Handgun
Maine State Police West Newfield 09/05/2023	Single Victim/ Single Offender	52	F	W	U	65	M	U	U	Unknown	Other Circumstances	Motor Vehicle/Vessel
Maine State Police Hiram 09/13/2023	Single Victim/ Single Offender	45	F	W	U	49	M	W	U	Boyfriend/ Girlfriend	Domestic Violence	Handgun
Lisbon PD 10/6/2023	Single Victim/ Single Offender	30	F	W	N	38	M	W	U	Boyfriend/ Girlfriend	Domestic Violence	Handgun

**NIBRS Summary - Homicide Report 09A Murder and Nonnegligent Manslaughter
Maine 2023 Agencies 37 Incidents of Homicide and 60 Victims**

Agency Name Location Incident Date	Situation	VICTIM				OFFENDER				Relationship of Victim to Offender	Circumstances	Weapon Used
		Age	Gender	Race	Ethnicity	Age	Gender	Race	Ethnicity			
Lewiston PD 10/25/2023	Multiple Victims / Single Offender	14	M	W	N	40	M	W	U	Stranger	Other Circumstances	Rifle
		34	M	W	N					Stranger	Other Circumstances	Rifle
		44	M	W	N					Stranger	Other Circumstances	Rifle
		51	M	W	N					Stranger	Other Circumstances	Rifle
		51	M	W	N					Stranger	Other Circumstances	Rifle
		53	F	W	N					Stranger	Other Circumstances	Rifle
		73	F	W	N					Stranger	Other Circumstances	Rifle
		76	M	W	N					Stranger	Other Circumstances	Rifle
Lewiston PD 10/25/2023	Multiple Victims / Single Offender	35	M	W	N	40	M	W	U	Stranger	Other Circumstances	Rifle
		36	M	W	N					Stranger	Other Circumstances	Rifle
		40	M	W	N					Stranger	Other Circumstances	Rifle
		41	M	W	N					Stranger	Other Circumstances	Rifle
		42	M	W	N					Stranger	Other Circumstances	Rifle
		45	M	W	N					Stranger	Other Circumstances	Rifle
		48	M	W	N					Stranger	Other Circumstances	Rifle
		55	M	W	N					Stranger	Other Circumstances	Rifle
		57	M	W	N					Stranger	Other Circumstances	Rifle
		64	M	W	N					Stranger	Other Circumstances	Rifle

**NIBRS Summary - Homicide Report 09A Murder and Nonnegligent Manslaughter
Maine 2023 Agencies 37 Incidents of Homicide and 60 Victims**

Agency Name Location Incident Date	Situation	VICTIM				OFFENDER				Relationship of Victim to Offender	Circumstances	Weapon Used
		Age	Gender	Race	Ethnicity	Age	Gender	Race	Ethnicity			
Lewiston PD 11/03/2023	Single Victim/ Single Offender	40	M	W	N	36	M	W	U	Friend	Unknown Circumstances	Firearm (Type Not Stated)
Topsham PD 11/21/2023	Single Victim/ Single Offender	64	F	W	N	71	M	W	N	Acquaintance	Other Circumstances	Knife/Cutting Instrument (Icepick, Ax, Etc.)
Maine State Police Saint Albans 11/22/2023	Single Victim/ Single Offender	57	M	W	N	46	M	I	N	In-Law	Argument	Personal Weapons (Hands, Fist, Feet, Arms, Teeth, Etc.)
Biddeford PD 11/24/2023	Single Victim/ Single Offender	27	M	B	N	25	M	W	U	Acquaintance	Drug Dealing	Handgun
Maine State Police Denmark 11/25/2023	Multiple Victims / Single Offender	69	M	W	U	53	F	U	U	Spouse	Domestic Violence	Knife/Cutting Instrument (Icepick, Ax, Etc.)
		93	F	W	N					Other Family Member	Domestic Violence	Knife/Cutting Instrument (Icepick, Ax, Etc.)
Bridgton PD 11/26/2023	Single Victim/ Single Offender	52	F	W	N	48	M	W	N	Boyfriend/ Girlfriend	Domestic Violence	Unknown
Maine State Police Searsmont 11/27/2023	Single Victim/ Single Offender	50	F	W	N	50	M	W	N	Ex-Relationship (Ex-boyfriend/ girlfriend)	Domestic Violence	Handgun
Westbrook PD 11/28/2023	11/28/2023	61	M	B	N	36	M	B	U	Acquaintance	Unknown Circumstances	Knife/Cutting Instrument (Icepick, Ax, Etc.)
Fairfield PD 11/28/2023	Single Victim/ Single Offender	61	M	W	N	22	M	B	U	Acquaintance	Unknown Circumstances	Knife/Cutting Instrument (Icepick, Ax, Etc.)
Farmington PD 12/27/2023	Multiple Victims / Unknown Offender	53	F	W	N	U	U	U	U	Unknown	Unknown Circumstances	Knife/Cutting Instrument (Icepick, Ax, Etc.)
		76	F	W	N	U	U	U	U	Unknown	Unknown Circumstances	Knife/Cutting Instrument (Icepick, Ax, Etc.)
Waterville PD 12/28/2023	Single Victim/ Single Offender	52	F	W	N	20	M	W	U	Otherwise Known	Unknown Circumstances	Knife/Cutting Instrument (Icepick, Ax, Etc.)

NIBRS Summary - Homicide Report 09B Negligent Homicide
Maine 2023 Agencies reported 11 Incidents of Homicide and 12 Victims

Agency Name Location Incident Date	Situation	Victim				Offender Age				Relationship of Victim to Offender	Circumstances	Weapon Used
		Age	Gender	Race	Ethnicity	Age	Gender	Race	Ethnicity			
Auburn PD 03/11/2023	Single Victim / Single Offender	32	M	W	N	50	M	W	U	Stranger	Other Negligent Killings	Motor Vehicle/Vessel
Office of State Fire Marshal China 05/18/2023	Single Victim / Single Offender	48	F	W	N	31	M	W	N	Acquaintance	Other Negligent Killings	Fire/Incendiary Device
Auburn PD 06/14/2023	Single Victim / Single Offender	29	M	W	N	24	M	B	U	Friend	Other Negligent Weapon Handling	Motor Vehicle/Vessel
Lincoln SO Jefferson 07/07/2023	Single Victim / Single Offender	20	M	W	N	36	M	W	U	Friend	Other Negligent Killings	Motor Vehicle/Vessel
Maine State Police Baileyville 07/31/2023	Single Victim / Single Offender	15	M	I	N	17	M	W	N	Friend	Other Negligent Killings	Motor Vehicle/Vessel
Sanford PD 08/02/2023	Multiple Victims / Single Offender	65	M	W	N	70	M	W	U	Stranger	Other Negligent Weapon Handling	Motor Vehicle/Vessel
		15	M	W	N					Stranger	Other Negligent Weapon Handling	Motor Vehicle/Vessel
Somerset SO Saint Albans 08/25/2023	Single Victim / Single Offender	14	M	W	N	18	M	W	U	Friend	Other Negligent Killings	Motor Vehicle/Vessel
Oakland PD 8/31/2023	Single Victim / Single Offender	5 months	M	W	N	54	F	W	N	Babysittee of victim	Other Negligent Killings	Personal Weapons
Presque Isle PD 10/07/2023	Single Victim / Single Offender	43	F	W	N	48	M	U	N	Stranger	Other Negligent Killings	Other
Androscoggin SO Livermore 11/18/2023	Single Victim / Single Offender	16	M	W	N	16	M	W	U	Friend	Other Negligent Killings	Motor Vehicle/Vessel
Maine State Police Steuben 12/10/2023	Single Victim / Single Offender	17	M	W	N	18	M	W	N	Friend	Other Negligent Killings	Motor Vehicle/Vessel

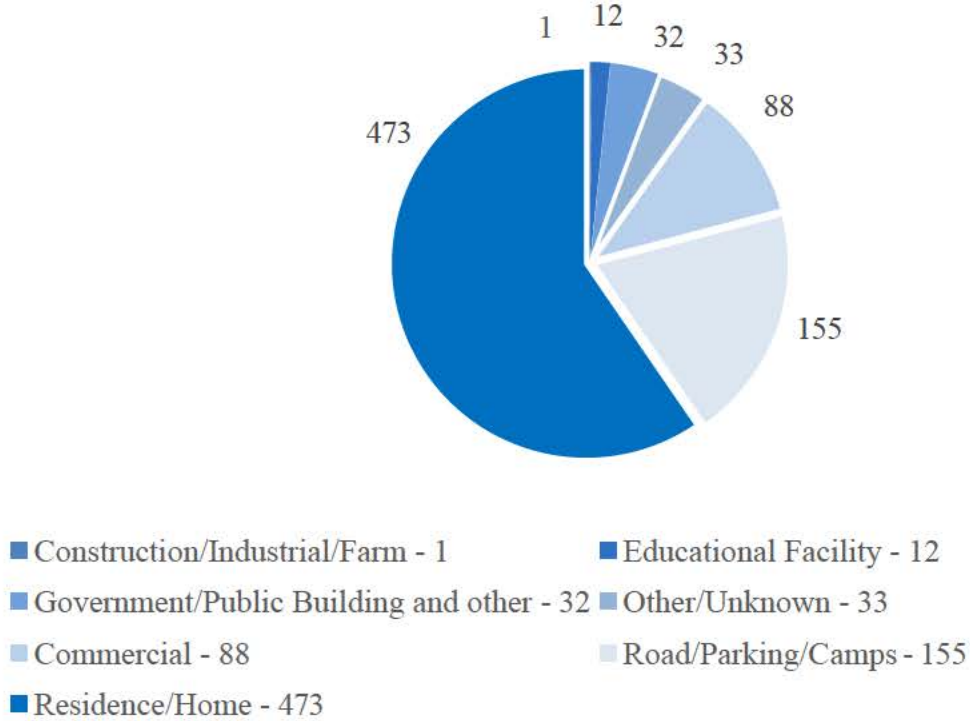
NIBRS Summary - Homicide Report 09C Justifiable Homicide Maine 2023
Agencies 4 Incidents of Homicide and 4 Victims

Agency Name Location Incident Date	Situation	Victim				Offender				Relationship of Victim to Offender	Circumstance	Weapon Used
		Age	Gender	Race	Ethnicity	Age	Gender	Race	Ethnicity			
Berwick PD 05/13/2023	Single Victim / Single Offender	41	M	W	N	25	M	W	U	Friend	Criminal Killed in Commission of a Crime	Handgun
Lewiston PD 07/30/2023	Single Victim / Single Offender	26	M	B	N	24	M	B	U	Friend	Criminal Killed in Commission of a Crime	Handgun
Maine State Police Township C 09/13/2023	Single Victim / Single Offender	28	M	W	N	42	M	W	N	Otherwise Known	Criminal Resisted Arrest	Rifle
Portland PD 12/17/2023	Single Victim / Single Offender	42	M	W	N	25	M	W	N	Stranger	Criminal Attacked Police Officer and that Officer Killed Criminal	Handgun

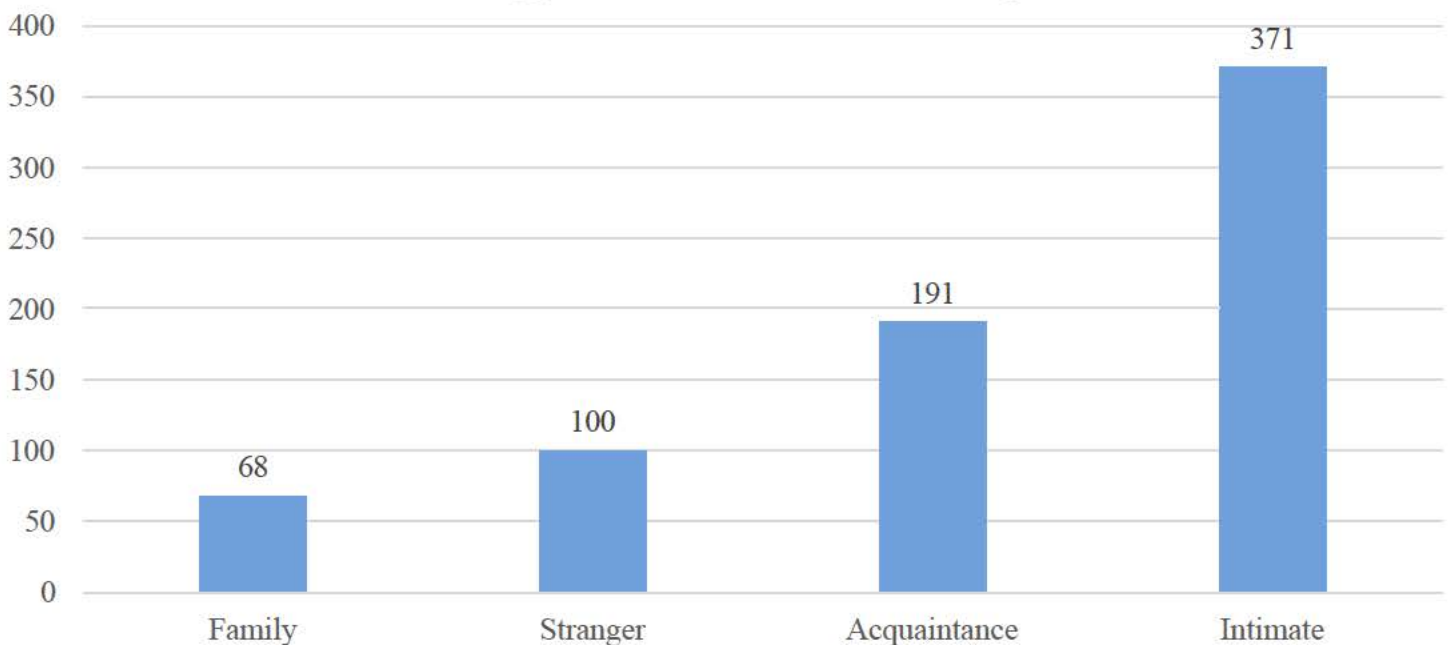
Aggravated Assault

During 2023 there was a total of 12,052 Assault offenses reported which include Aggravated Assault, Simple Assaults, and Intimidation. Reporting a clearance rate for all Assaults 49.18%. 3,893 of these incidents were reported as being Domestic violence related. 73.16% of Domestic Assaults were cleared.

Aggravated Assault - Location

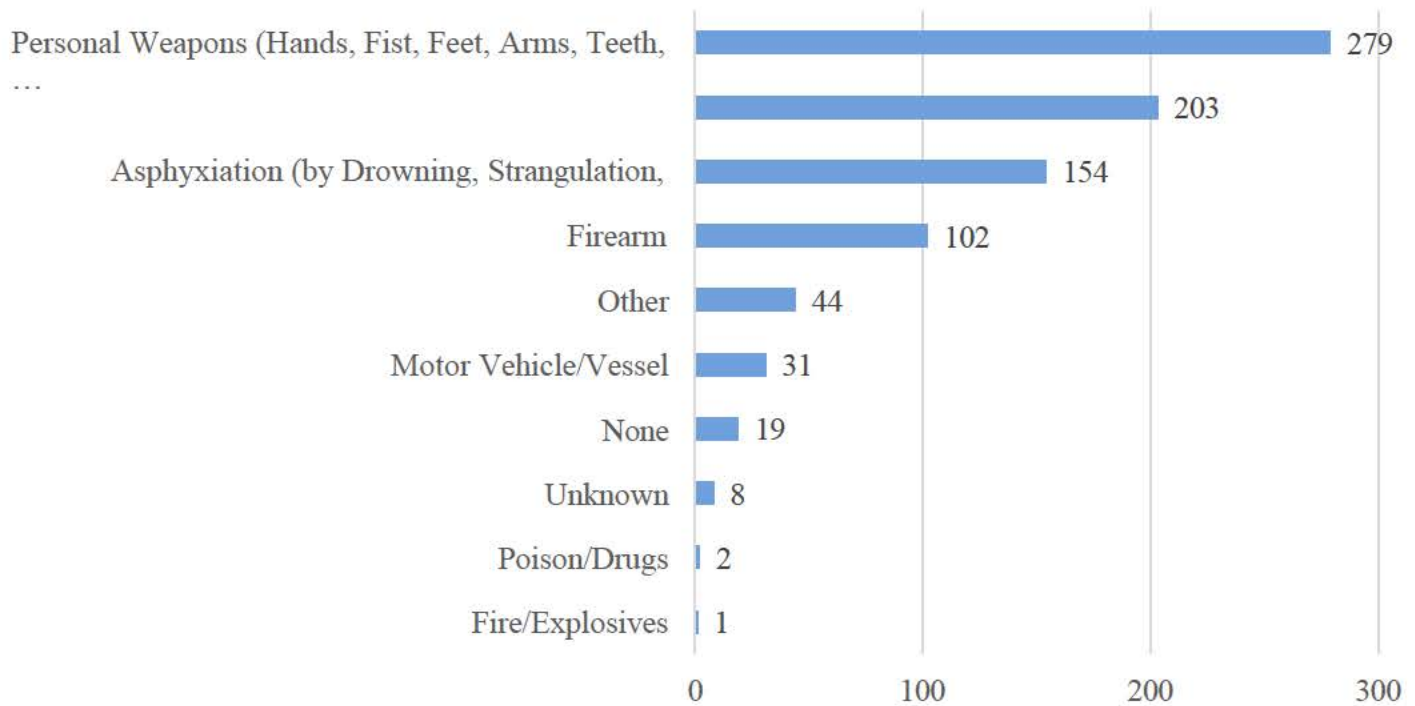


Aggravated Assault - Relationship

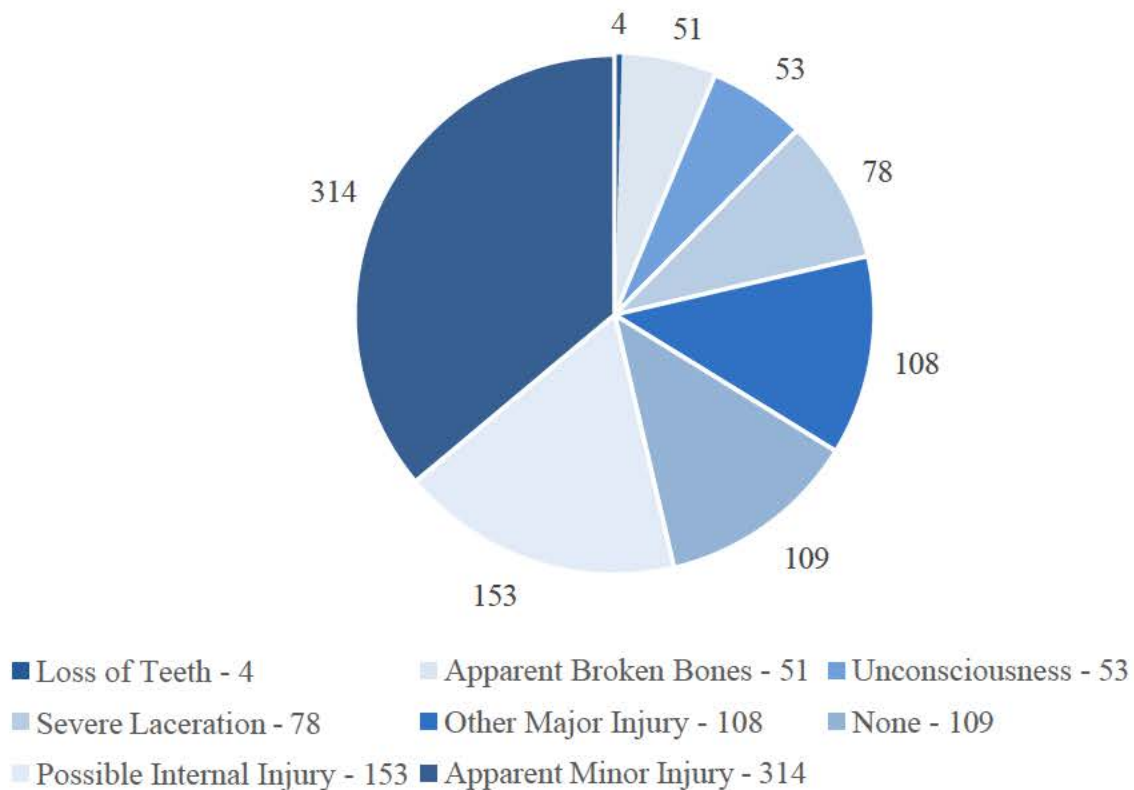


Aggravated Assault

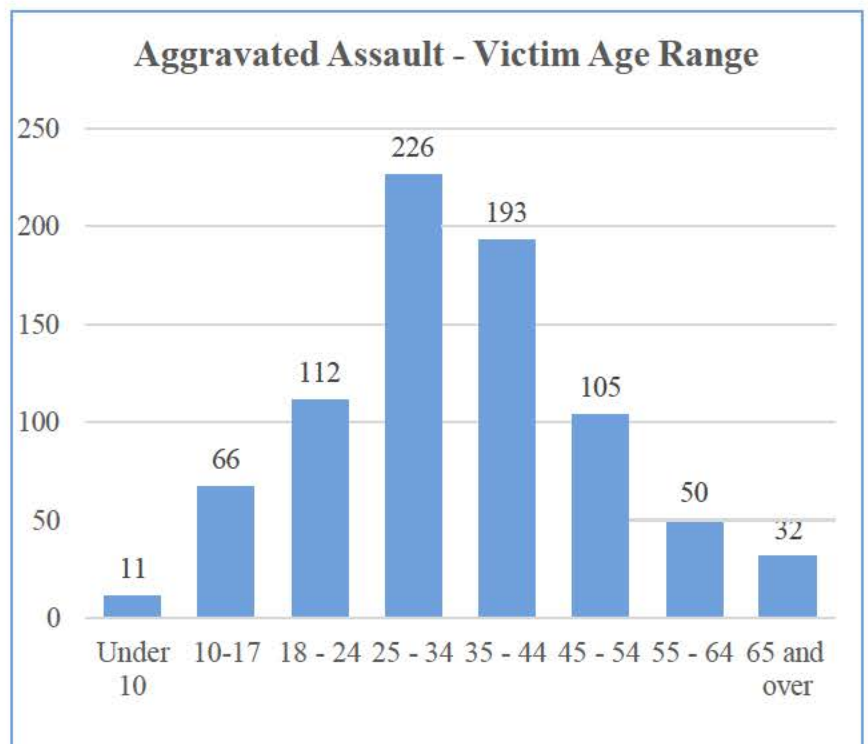
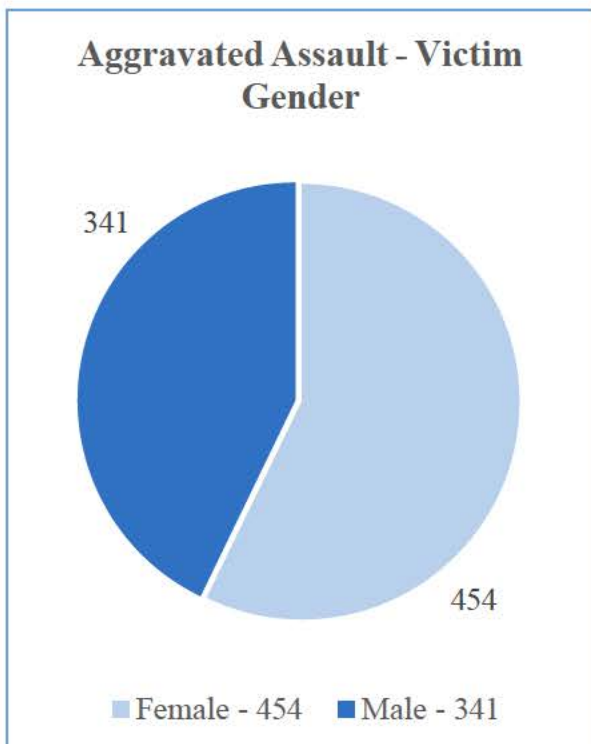
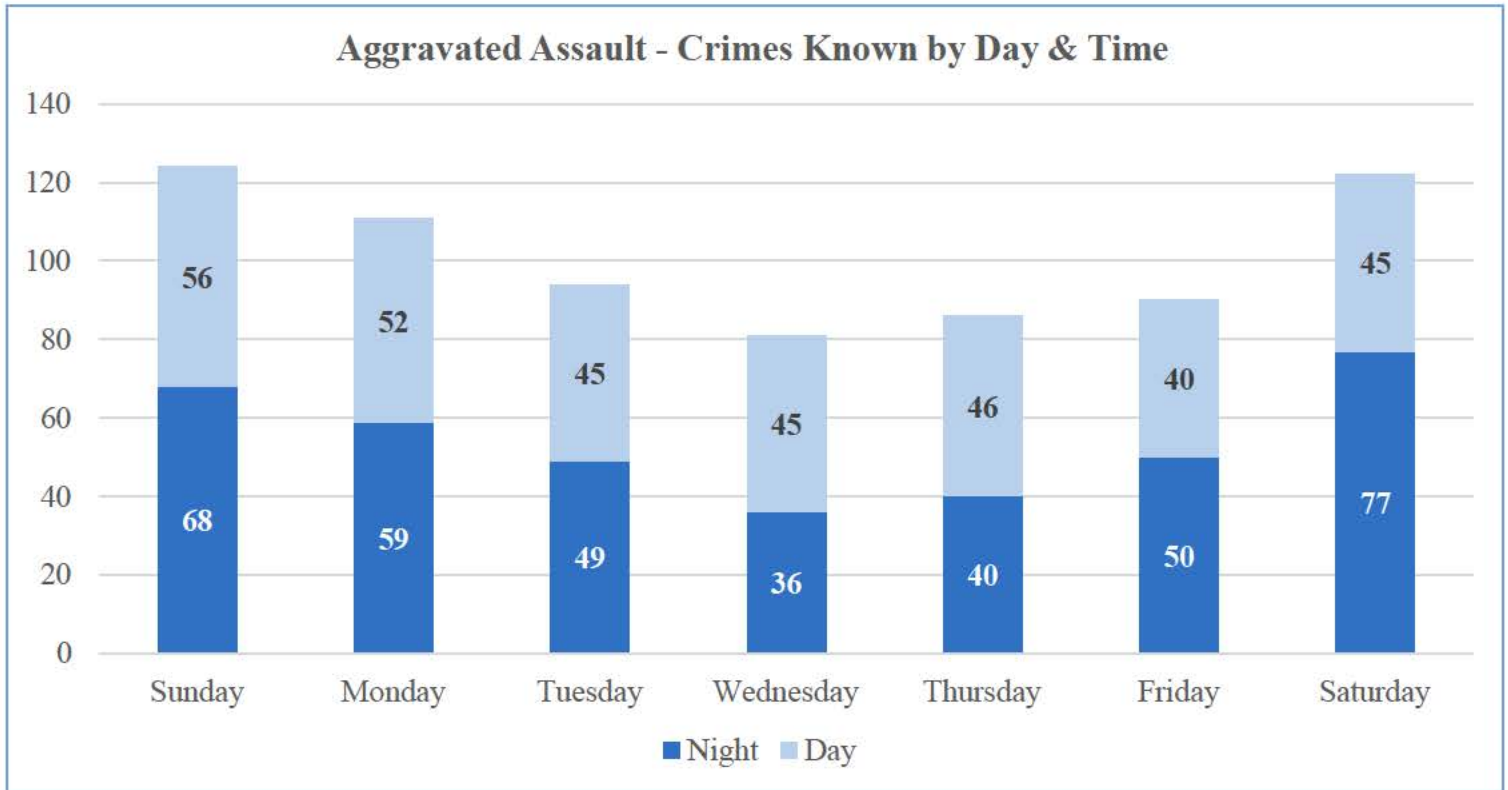
Aggravated Assault - Weapon Used



Aggravated Assault - Injury Type

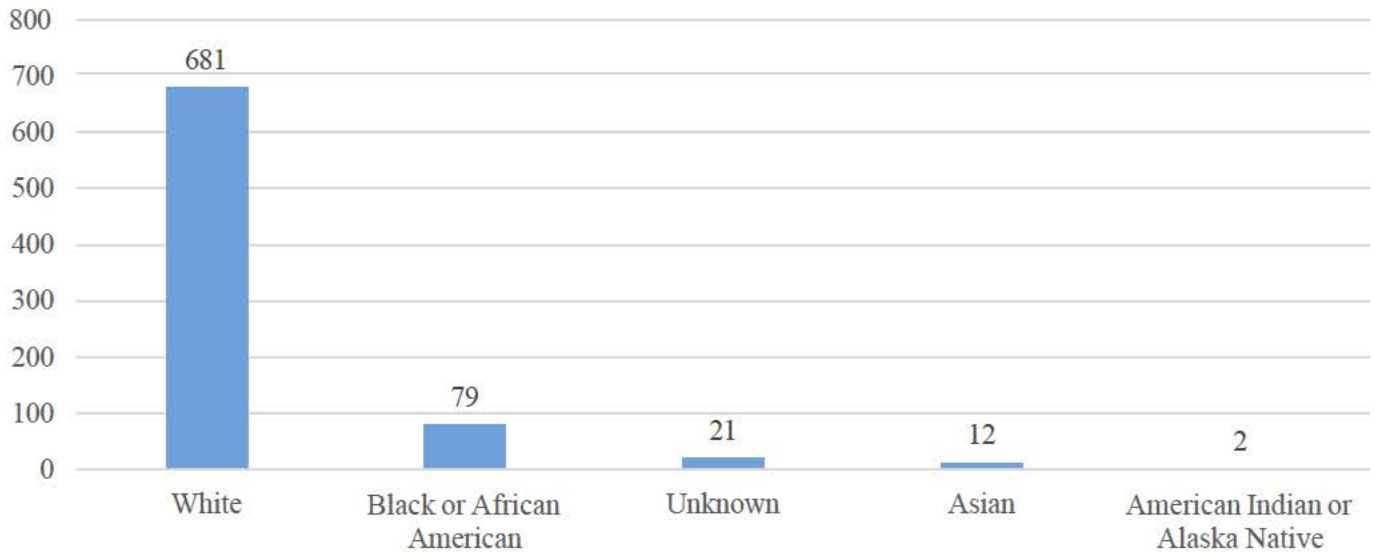


Aggravated Assault

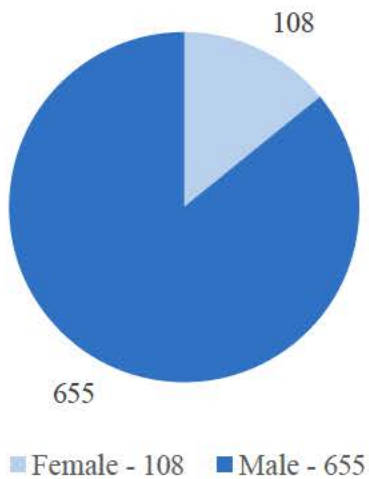


Aggravated Assault

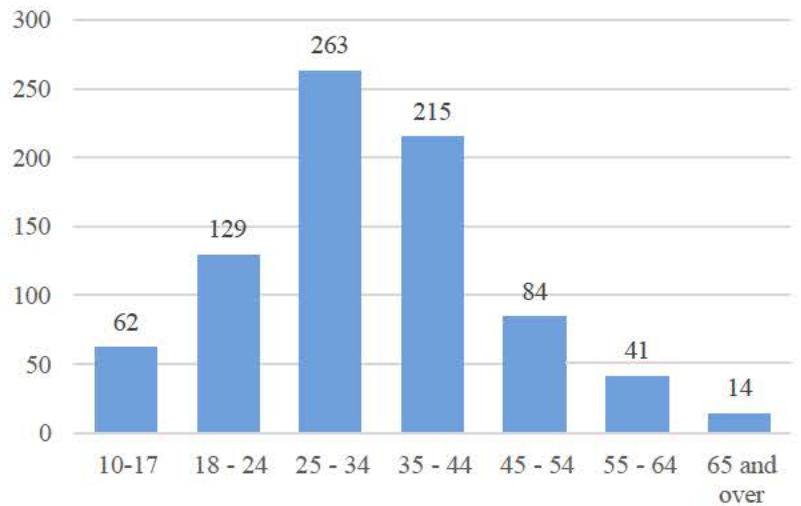
Aggravated Assault - Victim Race



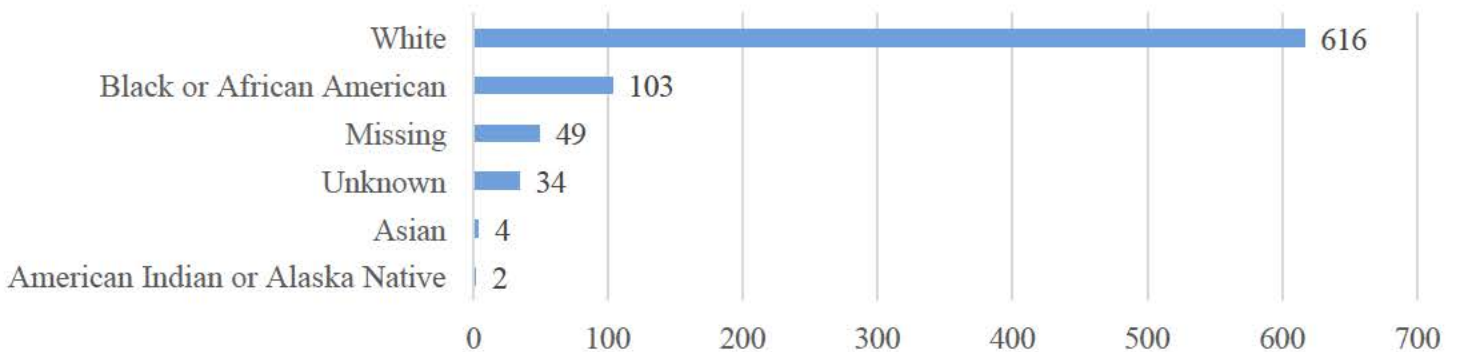
Aggravated Assault - Offender Gender



Aggravated Assault - Offender Age Range



Aggravated Assault - Offender Race



Domestic Violence

Due to problems of abuse and domestic violence between family or household members, the 109th Maine Legislature enacted a law entitled “An Act Concerning Abuse between Household and Family Members.” The law, Chapter 578 of the Public Laws of 1979, mandates the reporting of domestic violence data by law enforcement agencies and the collection of such data (Title 19, § 770 [1]) by the Uniform Crime Reporting Unit, State Bureau of Identification, Department of Public Safety.

Domestic Violence is a crime against person in NIBRS, therefore incidents are reported based on the number of victims involved in the incident. The categories that are selected to report a DV incident for this report are Simple Assault and Aggravated Assault. The Domestic Violence report is a Maine report that is published according to Maine Statutes. Definitions being “Family or household members”, present or former spouses or domestic partners, Individuals presently or formerly living together as spouses, Parents of the same child, adult household members related by consanguinity or affinity, Minor children of a parent or guardian when the defendant is an adult household member of that parent or guardian, Individual presently or formerly living together and Individuals who are or were sexual partners. The relationship between the victim and the suspect reflects whether the incident is reported as a domestic violence incident.

2021 was a transition year for all law enforcement agencies in Maine to begin reporting crime statistics in the new NIBRS format. With this new reporting change, and additional victim/offender relationship being submitted in an automated format, there has been an increase in the number of reported domestic violence incidents for 2021. This is most likely due to more accurate and expanded relationship data available under the new reporting system, and the now automated process for NIBRS data to be checked for errors and missing information.

During 2023:

- A grand total of 12,065 assaults were reported for 2023. 3,934 victims of reported Aggravated and Simple assaults were domestic related based on the victim/offender relationship that has been reported.
- Domestic Assaults increase of 0.67% with an increase of 26 victims from 2022.
- Law Enforcement agencies cleared 2,985 domestic assaults, resulting in a clearance rate of 75.88%
- Of the 3,934 Domestic Violence assaults, 3,243 involved personal weapons being used which consists of Hands, Fists, Feet, Arms, Teeth, Etc.

Domestic Violence Assaults by County

Offense Type	Victim to Offender Relationship	Androscoggin	Aroostook	Cumberland	Franklin	Hancock	Kennebec	Knox	Lincoln	Oxford	Penobscot	Piscataquis	Sagadahoc	Somerset	Waldo	Washington	York	Maine State Police
Aggravated Assault	Spouse	9	5	18	4	5	8	--	1	4	4	--	--	5	--	1	15	7
	Ex-Spouse	--	1	1	--	--	1	--	--	--	1	--	--	--	--	--	1	--
	Common-Law Spouse	1	--	2	--	--	--	--	--	--	--	--	--	--	--	--	1	3
	Boyfriend/Girlfriend	31	7	45	8	8	15	4	2	3	28	1	3	9	2	5	26	14
	Ex-Relationship (Ex-boyfriend/girlfriend)	8	3	19	3	2	6	--	1	--	2	1	--	3	--	--	11	4
	Child	6	2	1	1	1	2	1	--	--	1	--	--	--	--	--	3	3
	Stepchild	1	--	--	--	--	--	--	--	--	--	--	--	--	--	--	--	--
	Grandchild	--	--	2	--	--	--	--	--	--	--	--	--	--	--	--	--	--
	Sibling (Brother or Sister)	1	1	2	2	--	1	1	1	--	1	--	--	--	--	--	3	1
	Parent	1	--	4	--	1	2	--	--	1	1	1	--	1	--	--	1	1
	Stepparent	1	1	--	1	--	--	--	--	--	--	--	--	--	1	--	2	1
	Grandparent	--	--	--	--	--	--	--	--	--	1	--	--	--	--	--	--	--
	In-Law	--	1	--	--	--	--	--	--	--	--	--	--	--	--	--	--	--
	Other Family Member	1	--	3	--	--	--	--	--	--	1	--	1	1	--	--	1	--
Simple Assault	Spouse	59	31	97	25	10	88	4	18	7	46	6	11	33	5	12	84	59
	Ex-Spouse	8	2	6	2	1	6	2	1	2	5	--	--	3	--	--	14	1
	Common-Law Spouse	6	1	7	1	1	3	2	2	--	1	--	--	1	--	--	2	1
	Boyfriend/Girlfriend	141	77	202	49	27	202	37	26	27	179	16	26	59	20	37	184	95
	Ex-Relationship (Ex-boyfriend/girlfriend)	38	10	49	10	7	49	3	12	3	30	1	4	26	5	3	67	19
	Child	16	11	29	8	11	38	9	9	6	24	1	1	18	3	7	37	19
	Stepchild	9	2	4	3	1	6	--	4	1	--	--	--	--	1	1	9	2
	Grandchild	2	--	2	--	--	2	--	--	--	--	--	--	1	2	1	4	3
	Sibling (Brother or Sister)	12	4	18	8	4	21	2	7	3	8	6	--	11	3	2	38	12
	Stepsibling	--	--	--	1	--	4	1	--	--	--	--	--	--	1	--	1	1
	Parent	29	17	53	14	9	45	6	11	8	32	3	8	22	4	12	76	32
	Stepparent	5	--	2	1	2	5	1	1	3	7	1	2	6	--	1	6	3
	Grandparent	3	3	5	1	--	2	--	1	--	6	1	--	2	--	--	5	6
	In-Law	2	1	3	2	1	5	3	1	--	2	1	--	5	--	1	7	3
	Other Family Member	6	4	17	6	1	10	1	2	9	14	1	1	10	2	3	13	3

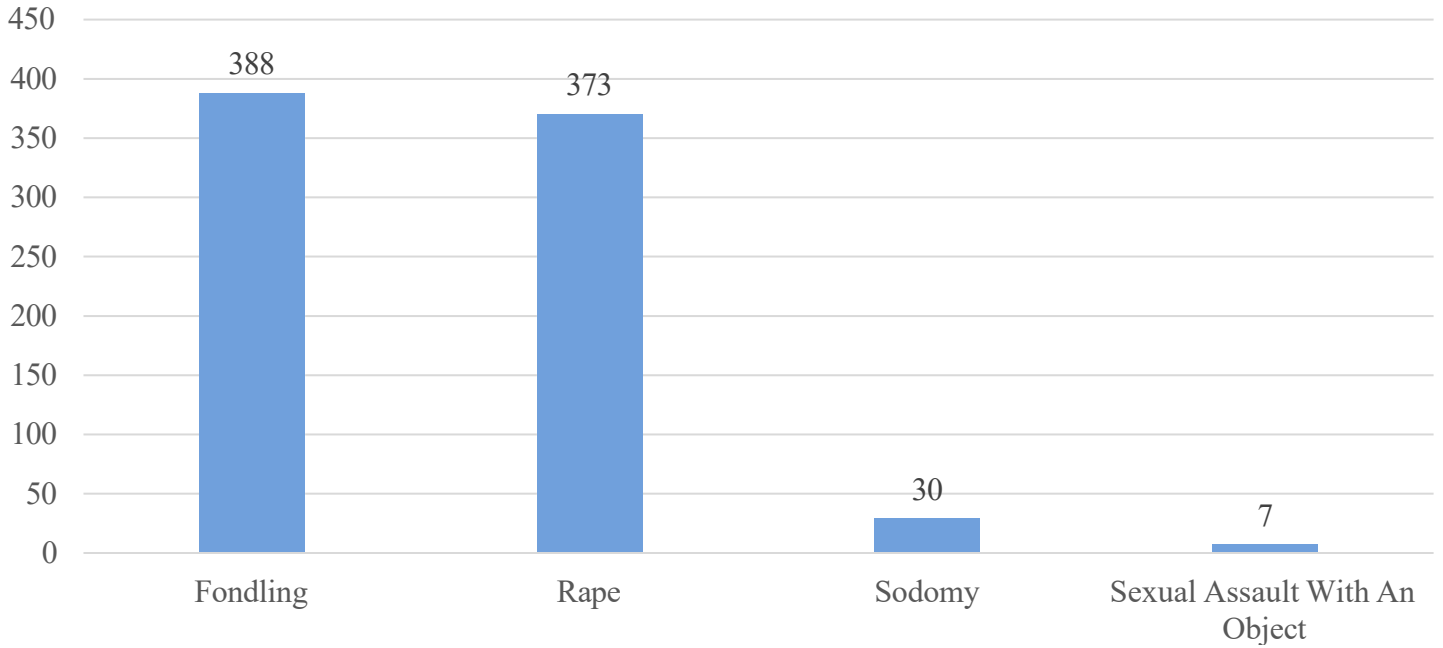
Sex Offenses

Forcible Sex Offenses include Rape, Sodomy, Sexual Assault with an Object, and Forcible Fondling.

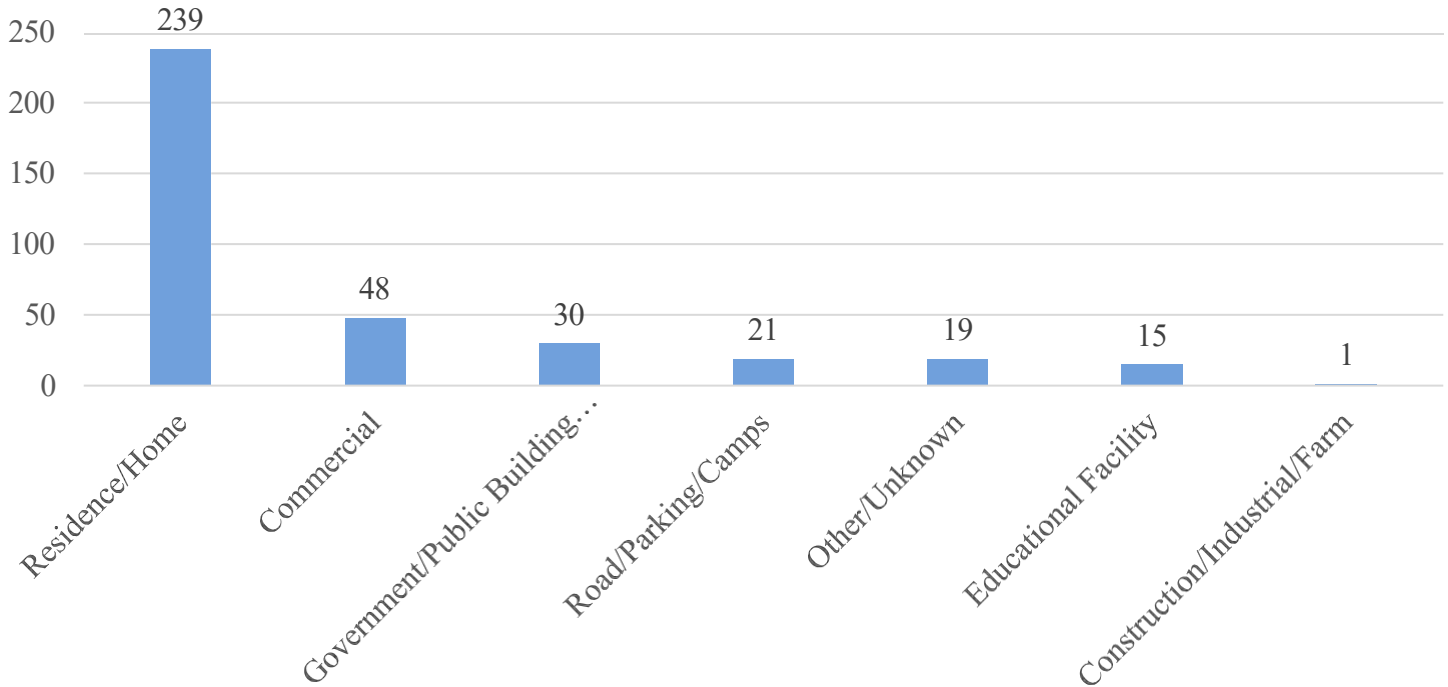
In 2023, agencies reported a total of 798 incidents, resulting in 855 reported victims.

Sex Offenses report a 27.82% clearance rate.

Sex Offenses - Incidents Reported

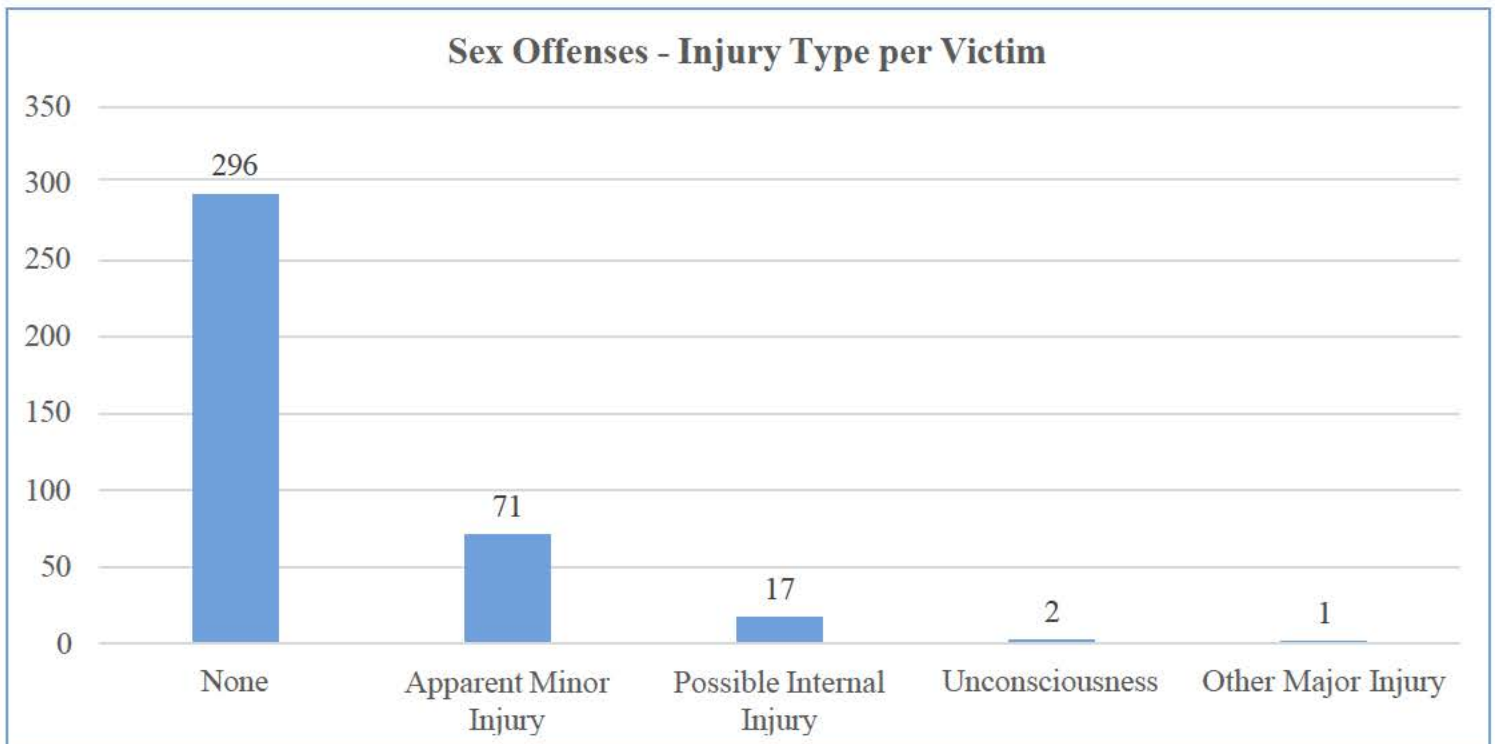


Sex Offenses - Incident Location

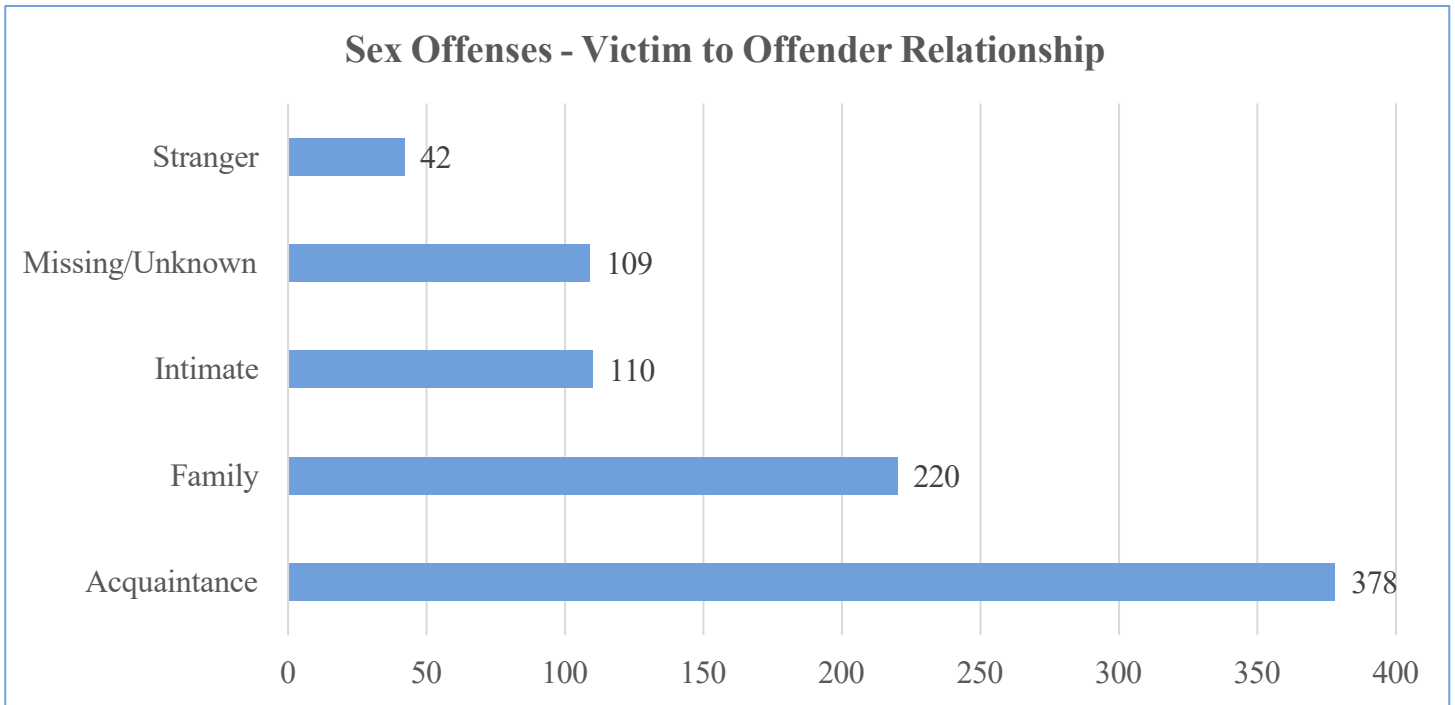


Sex Offenses

Type of Weapon/Force Involved	Offense Type			
	Rape	Sodomy	Sexual Assault with An Object	Fondling
Personal Weapons (Hands, Fist, Feet, Arms, Teeth, Etc.)	211	15	5	249
None / Unknown	131	10	--	127
Other	14	4	--	8
Poison/Drugs	11	--	1	3
Asphyxiation (by Drowning, Strangulation, Suffocation, Gas)	4	--	1	1
Dangerous Weapons	3	1	1	--
Firearm	2	--	--	4



Sex Offenses



Number of Victims

INTIMATE:

Spouse	9
Boyfriend/Girlfriend	54
Ex-Relationship (Ex-boyfriend/girlfriend)	42
Ex-Spouse	4
Common-Law Spouse	1

FAMILY:

Child	58
Sibling (Brother or Sister)	42
Other Family Member	61
Stepchild	27
Grandchild	25
Stepparent	5
Stepsibling	11
Grandparent	1

ACQUAINTANCE:

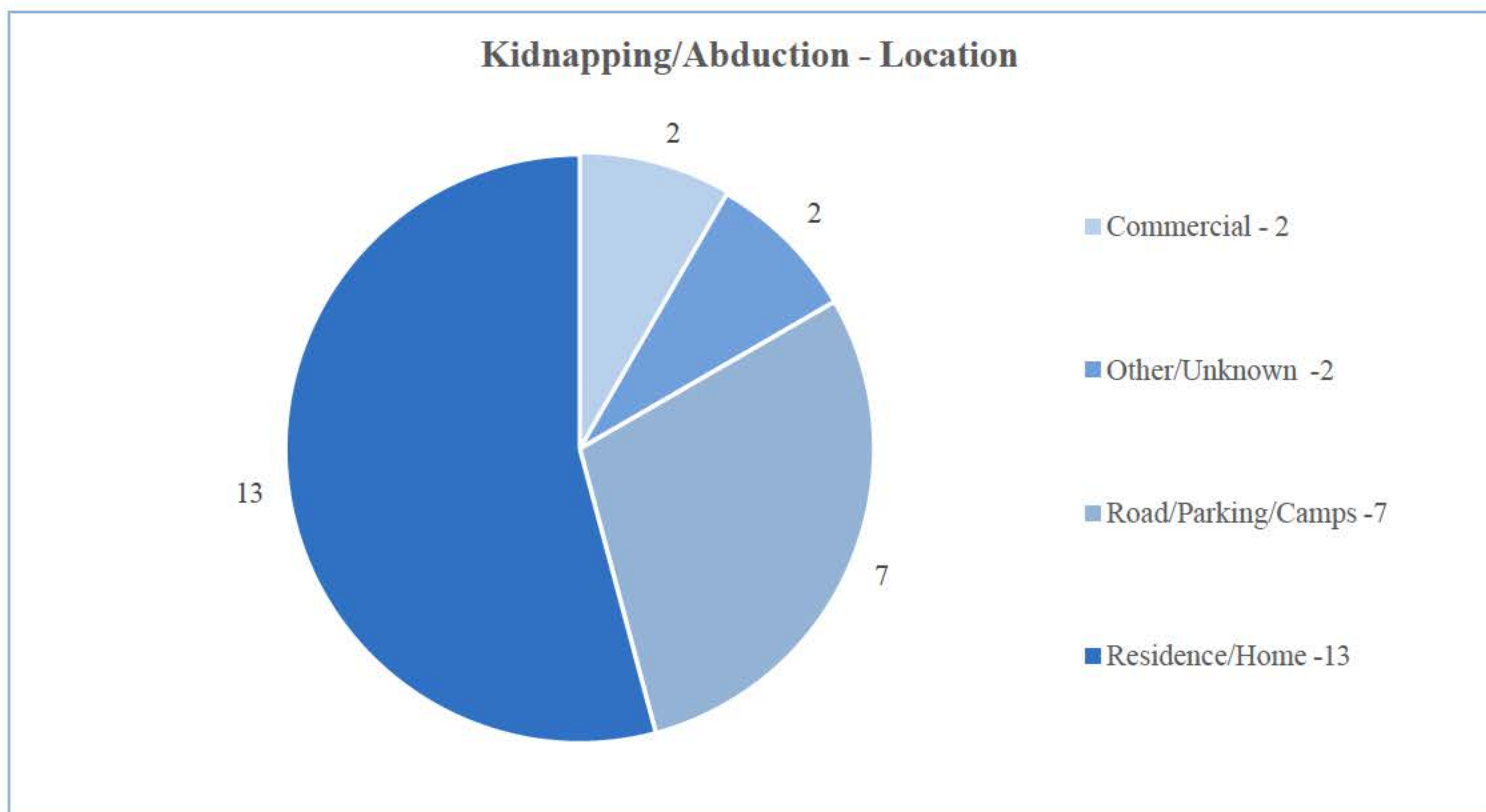
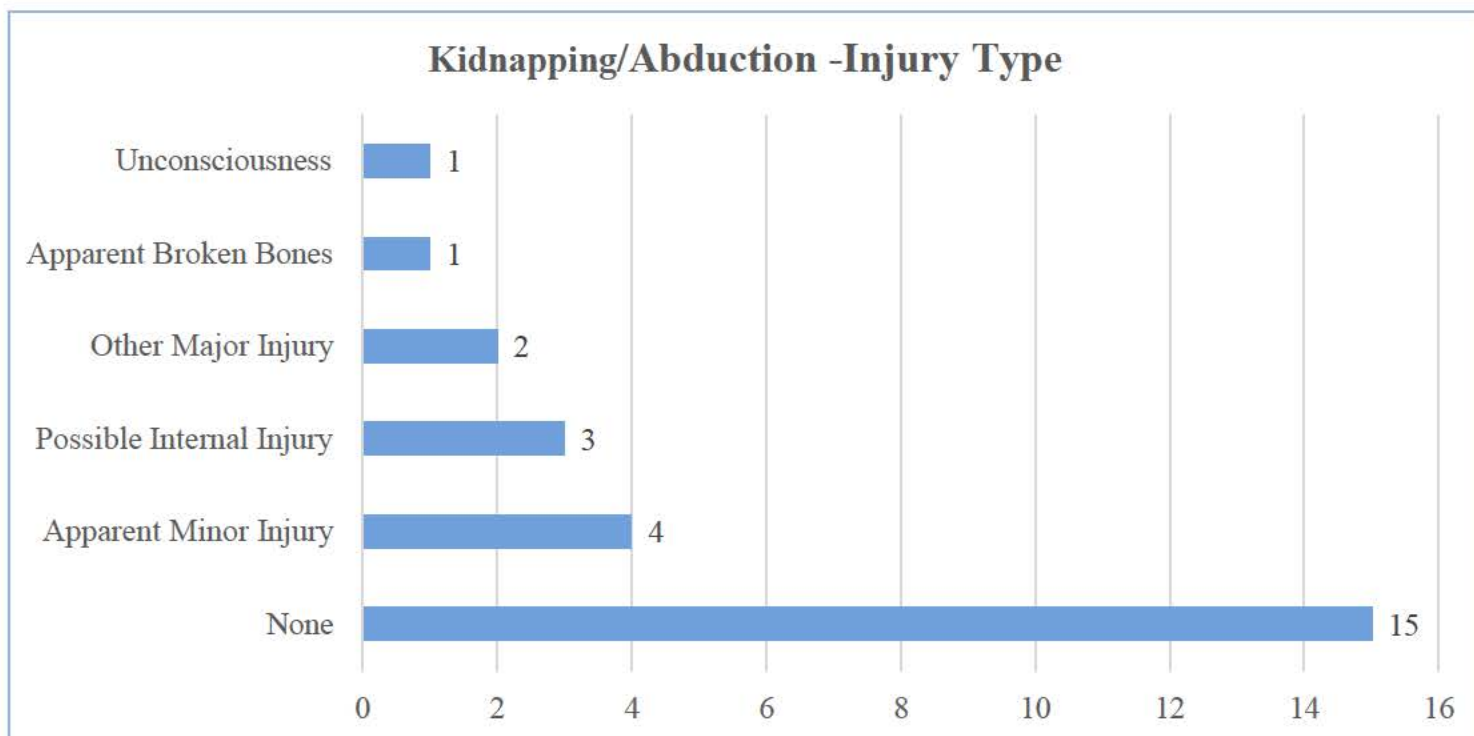
Acquaintance	200
Friend	74
Child of Boyfriend/Girlfriend	16
Neighbor	12
Babysittee (the Baby)	10
Otherwise Known	67
Stranger	42
Unknown/Missing/ Victim Offender	115

Sex Offenses - Victim & Offender Age, Gender, and Race

Victim Gender	Victim Age	Victim Race					
		White	Black or African American	American Indian or Alaska Native	Asian	Native Hawaiian or Other Pacific Islander	Unknown
Female	Under 10	24	3	--	--	--	--
	10 - 17	111	3	1	3	--	1
	18 - 24	63	1	--	--	--	4
	25 - 34	61	3	--	4	--	--
	35 - 44	55	3	1	--	--	1
	45 - 54	12	--	--	--	--	--
	55 - 64	11	--	--	--	--	--
	65 and over	5	--	--	--	--	--
Male	Under 10	3	--	--	--	--	--
	10 - 17	5	--	--	--	--	--
	18 - 24	3	--	--	--	--	--
	25 - 34	3	--	--	--	--	--
	35 - 44	1	--	--	--	--	--
	45 - 54	--	--	--	--	--	--
	55 - 64	1	--	--	--	--	--
	65 and over	--	--	--	--	--	--
Offender Gender	Offender Age	Offender Race					
		White	Black or African American	American Indian or Alaska Native	Asian	Native Hawaiian or Other Pacific Islander	Unknown
Female	Under 10	--	--	--	--	--	--
	10 - 17	2	--	--	--	--	--
	18 - 24	1	--	--	--	--	--
	25 - 34	1	--	--	--	--	--
	35 - 44	3	--	--	--	--	--
	45 - 54	--	--	--	--	--	--
	55 - 64	--	--	--	--	--	--
	Unknown	--	--	--	--	--	--
Male	Under 10	2	--	--	--	--	--
	10 - 17	37	2	--	--	--	1
	18 - 24	56	3	--	--	--	4
	25 - 34	44	10	--	--	--	8
	35 - 44	50	13	--	1	--	5
	45 - 54	30	4	--	--	--	1
	55 - 64	18	1	2	--	--	1
	Unknown	3	--	--	--	--	1
Unknown	Under 10	--	--	--	--	--	--
	10 - 17	5	--	--	--	--	--
	18 - 24	7	--	--	--	--	--
	25 - 34	--	--	--	--	--	--
	35 - 44	--	1	--	--	--	--
	45 - 54	--	--	--	--	--	--
	55 - 64	--	--	--	--	--	--
	Unknown	--	--	--	--	--	--

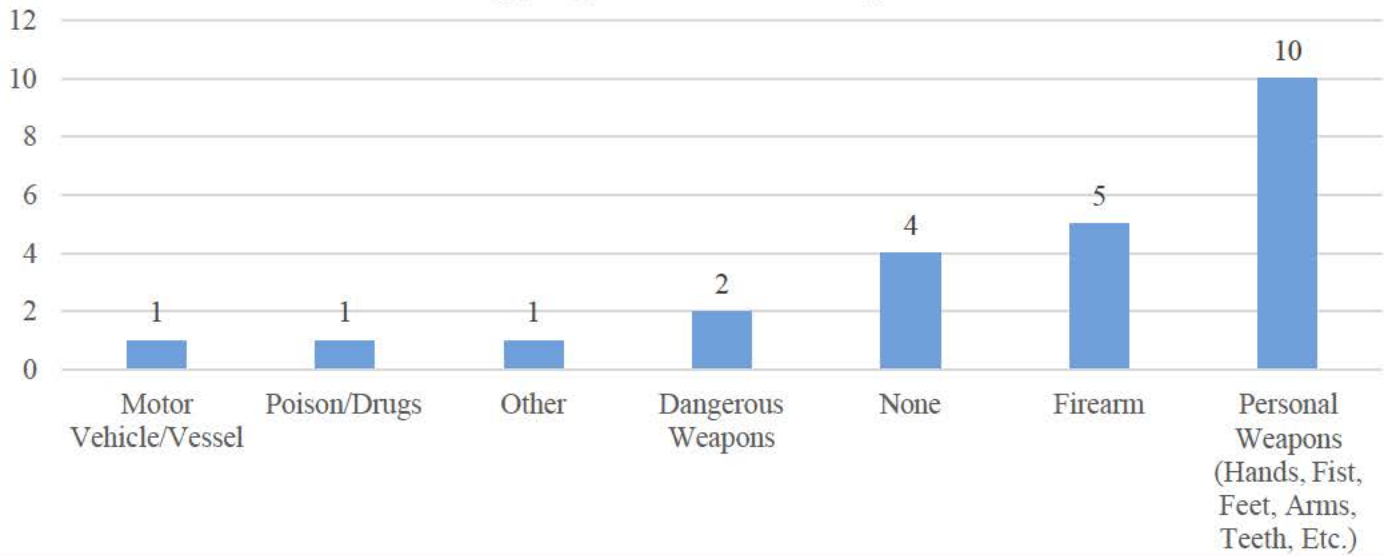
Kidnapping/Abduction

In 2023, 25 Kidnapping/Abduction incidents were reported, with a clearance rate of 68%

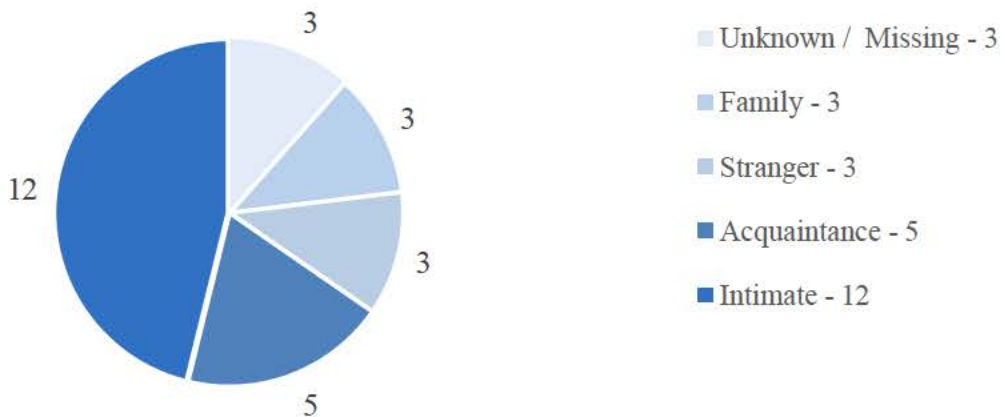


Kidnapping/Abduction

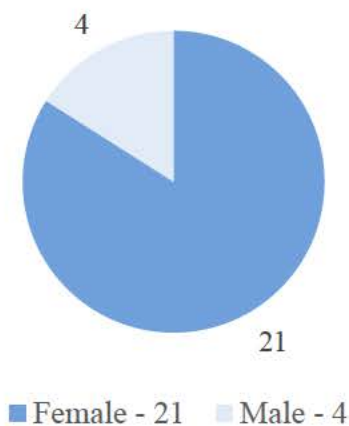
Kidnapping/Abduction Weapon Used



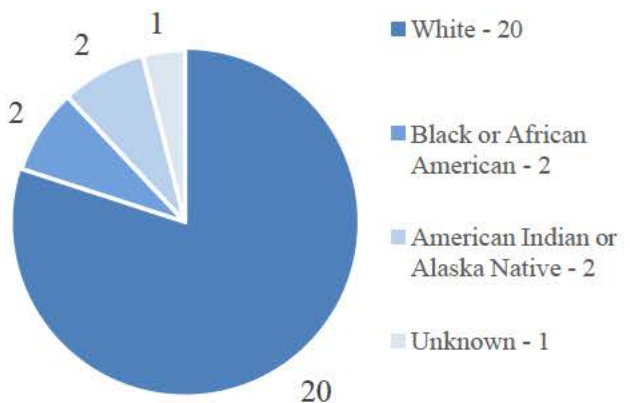
Kidnapping/Abduction / Victim to Offender Relationship



Kidnapping/Abduction – Victim Gender

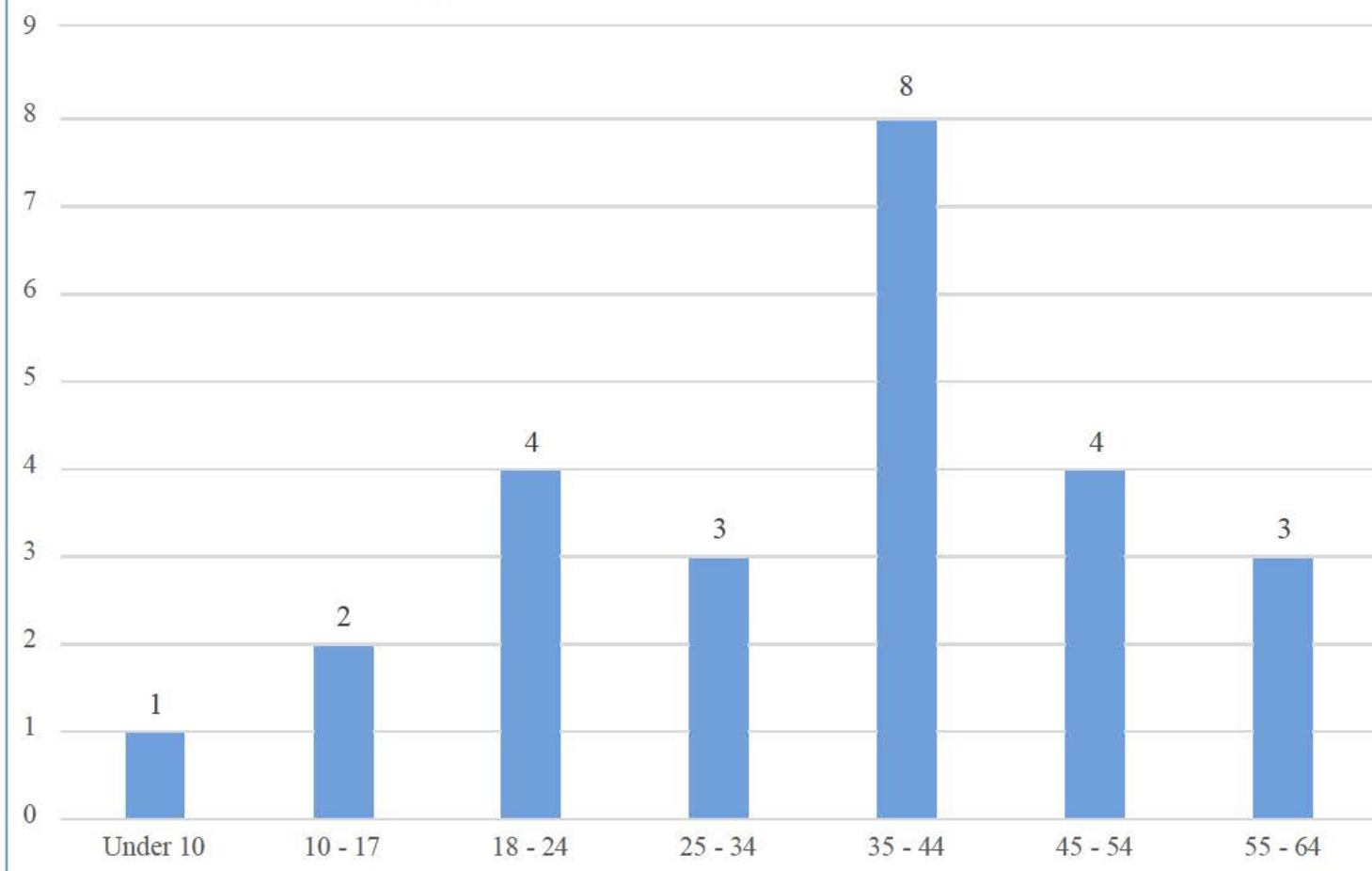


Kidnapping/Abduction – Victim Race

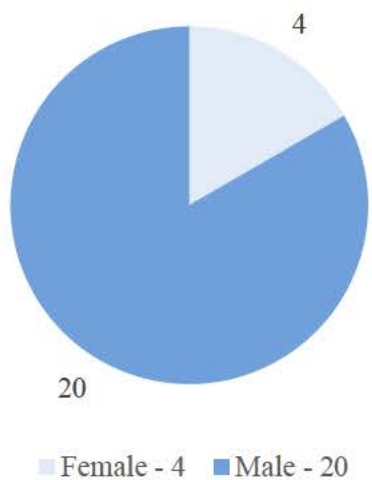


Kidnapping/Abduction

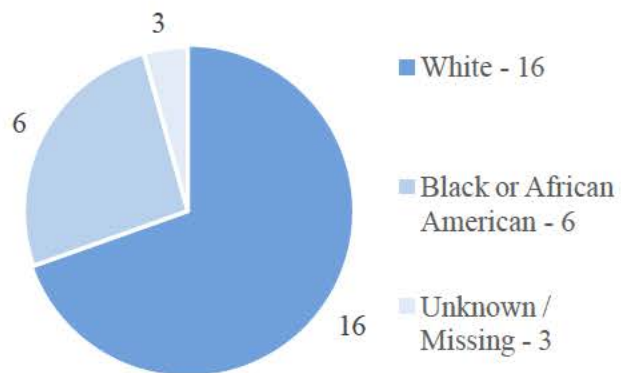
Kidnapping/Abduction - Known Victim Age Range



Kidnapping/Abduction - Offender Gender

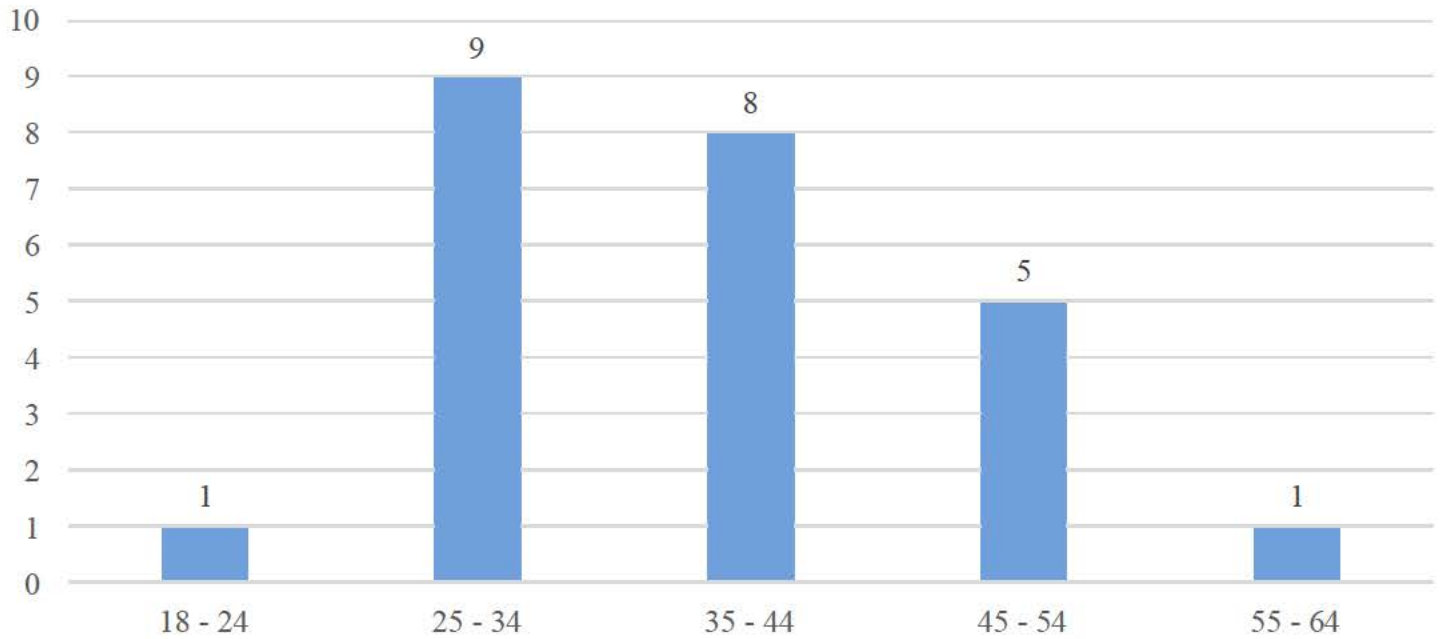


Kidnapping-Abduction - Offender Race

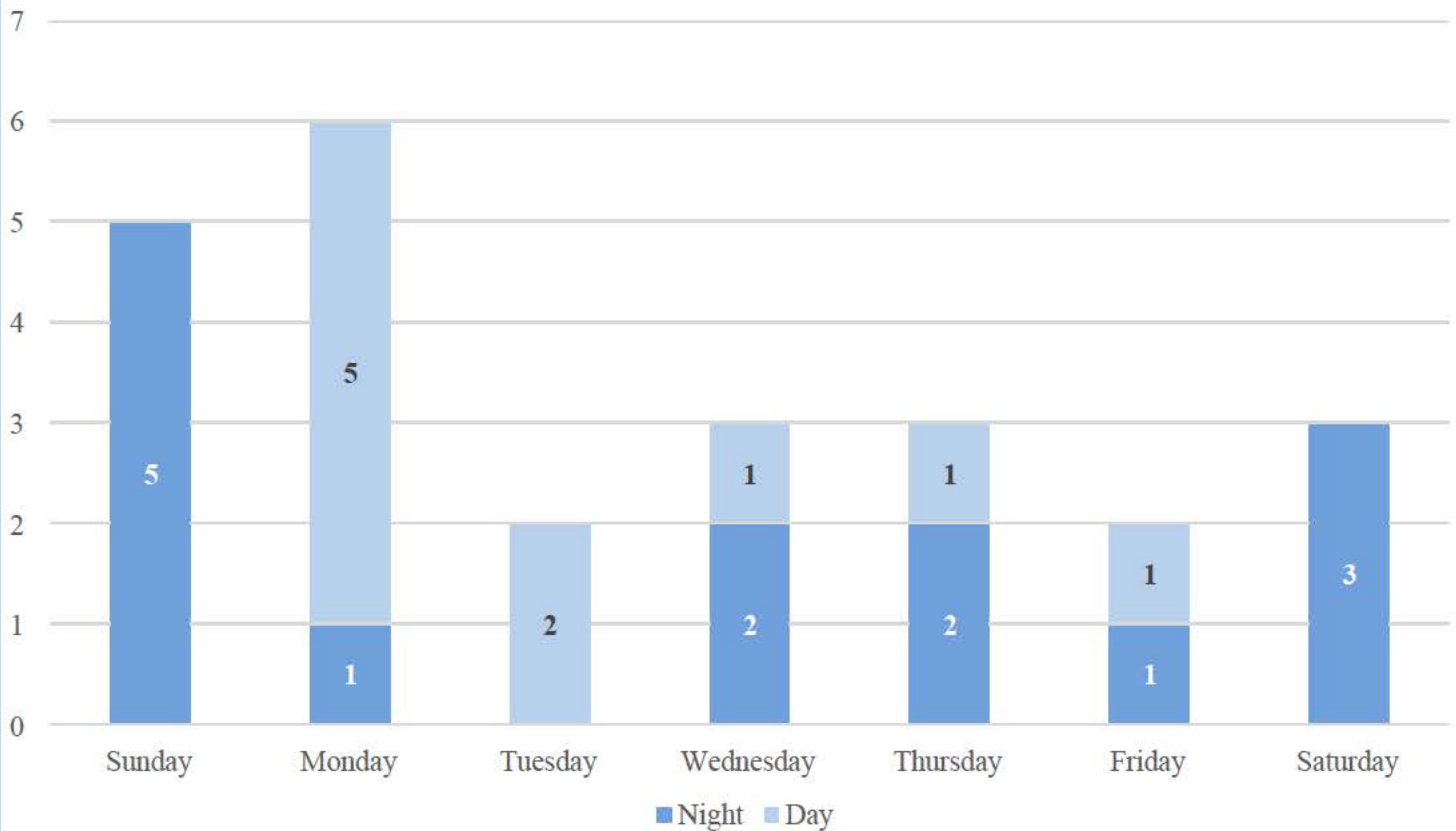


Kidnapping/Abduction

Kidnapping/Abduction - Offender Age Range



Kidnapping/Abduction - Crimes Known by Day and Time



Burglary/Breaking and Entering

The unlawful entry into a building or other structure with the intent to commit a felony or a theft.

CRIMES AGAINST PROPERTY

Robbery

The taking or attempting to take anything of value under from the control, custody, or care of another person by force or threat of force and/or by putting the victim in fear of immediate harm

Larceny

The unlawful taking, carrying, leading, or riding away of property from the possession or constructive possession of another person

Motor Vehicle Theft

The theft of a motor vehicle

Fraud

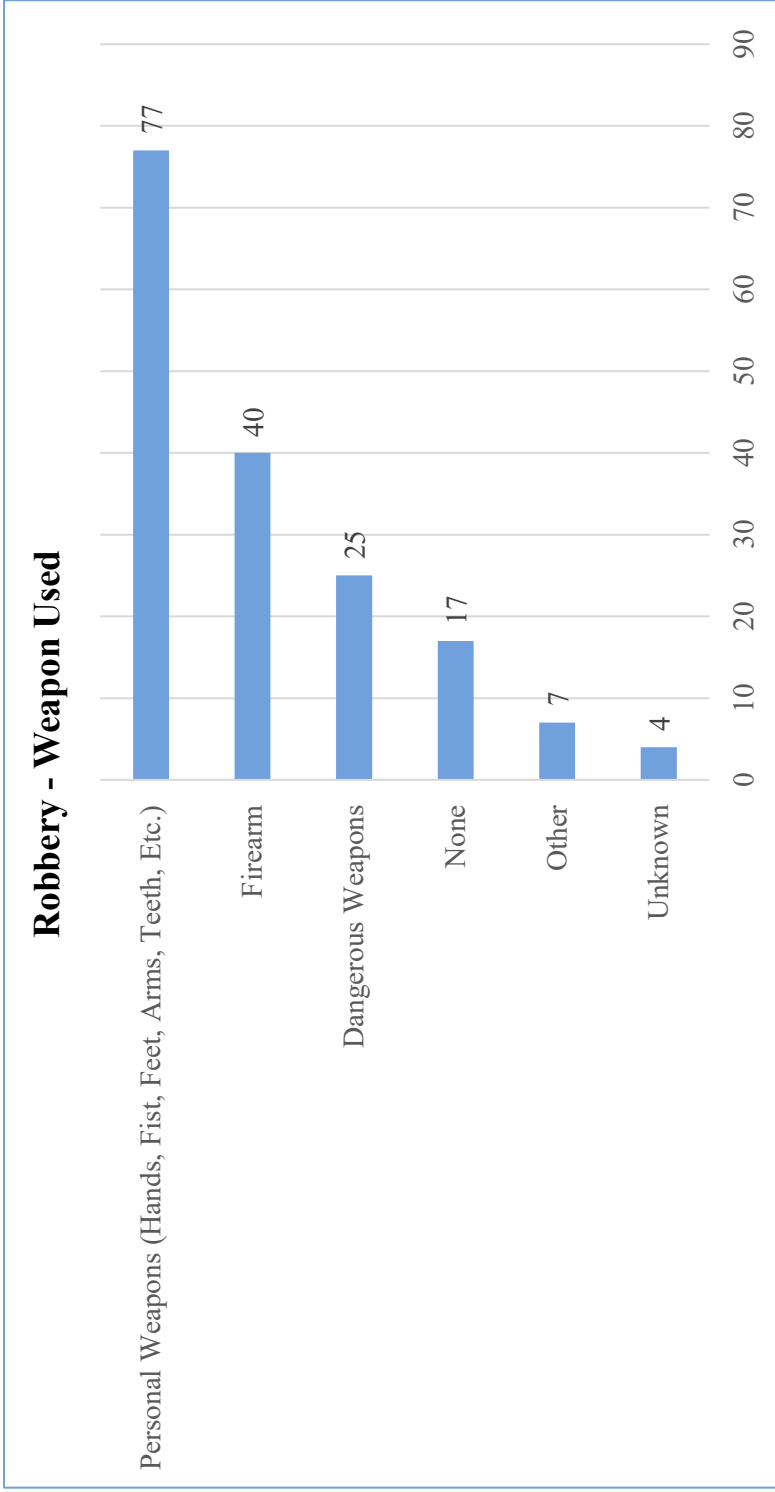
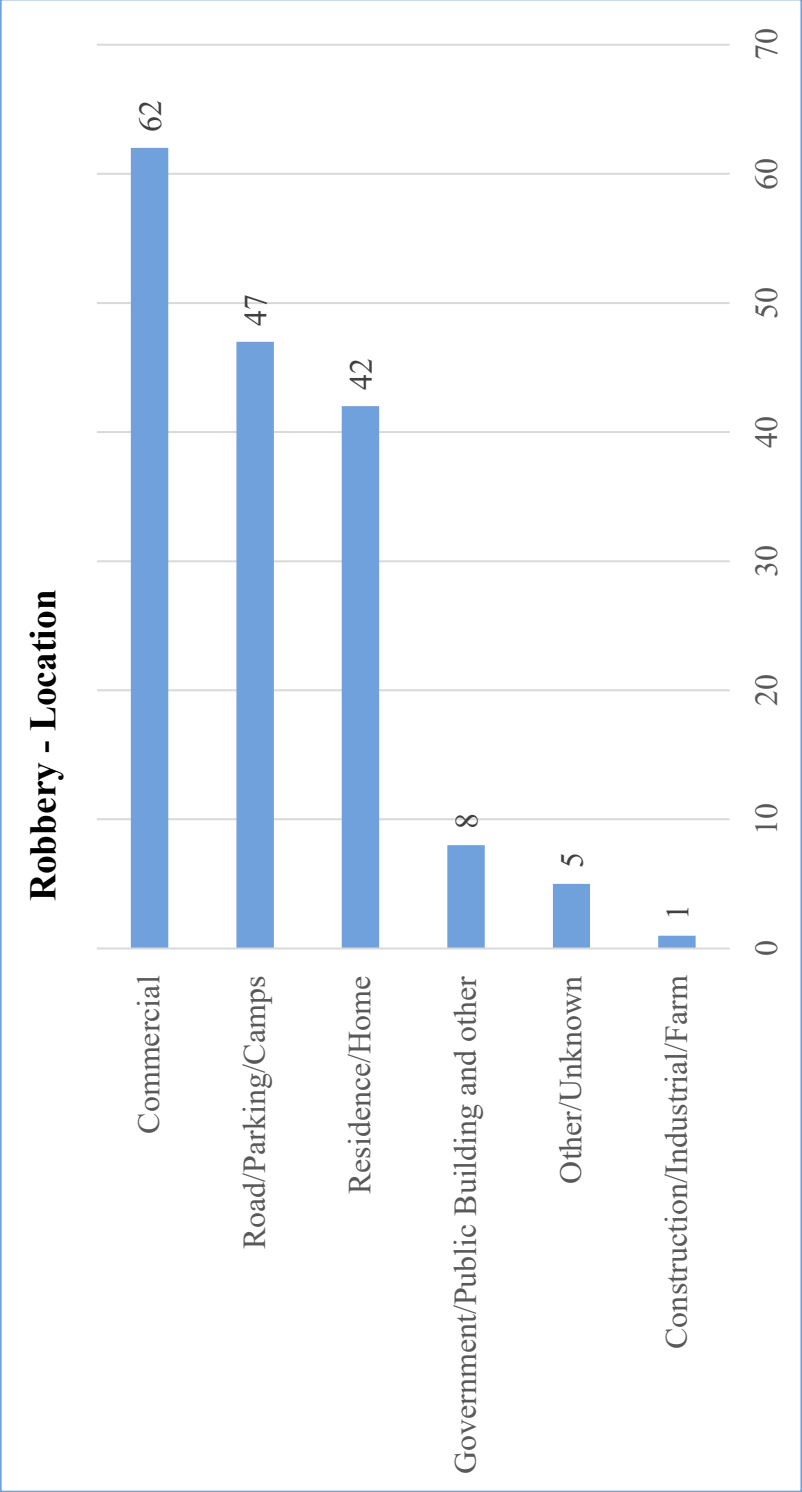
The intentional perversion of the truth for the purpose of inducing another person or other entity in reliance upon it to part with something of value or to surrender a legal right

Crimes Against Property –
Crime Rates for 2023 is 17.14 per 1,000 population
Crime Rate for 2022 is 19.46 per 1,000 population
 (note 2022 rates have changed due to calculations)

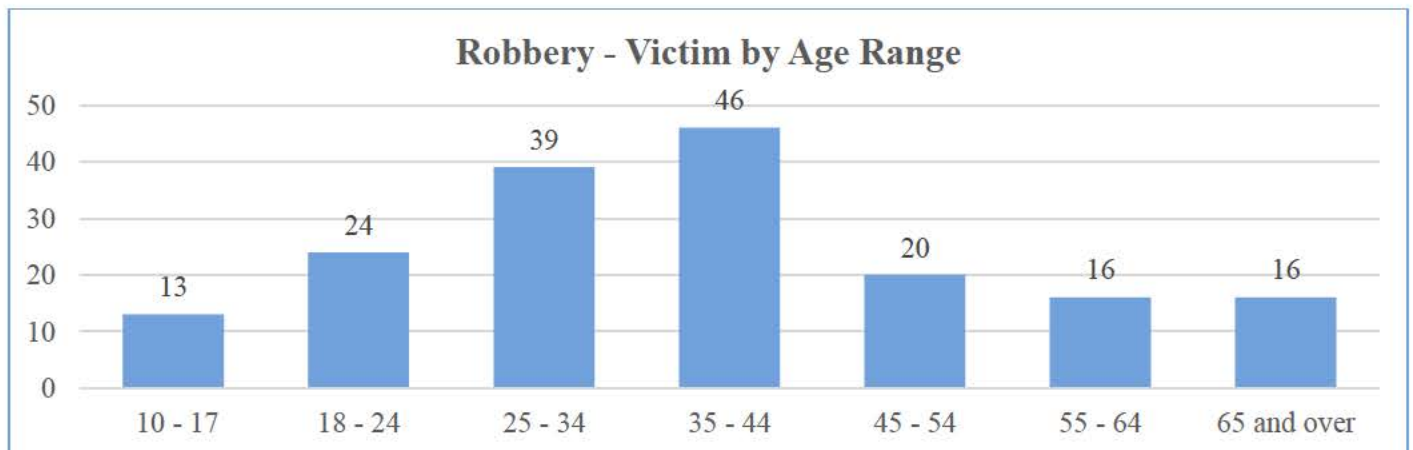
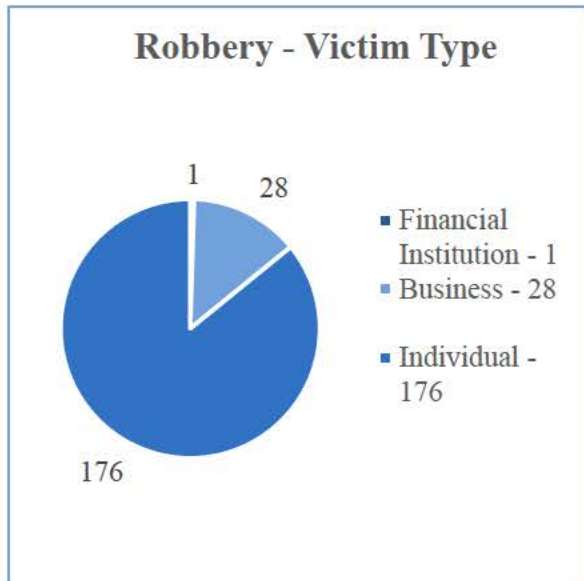
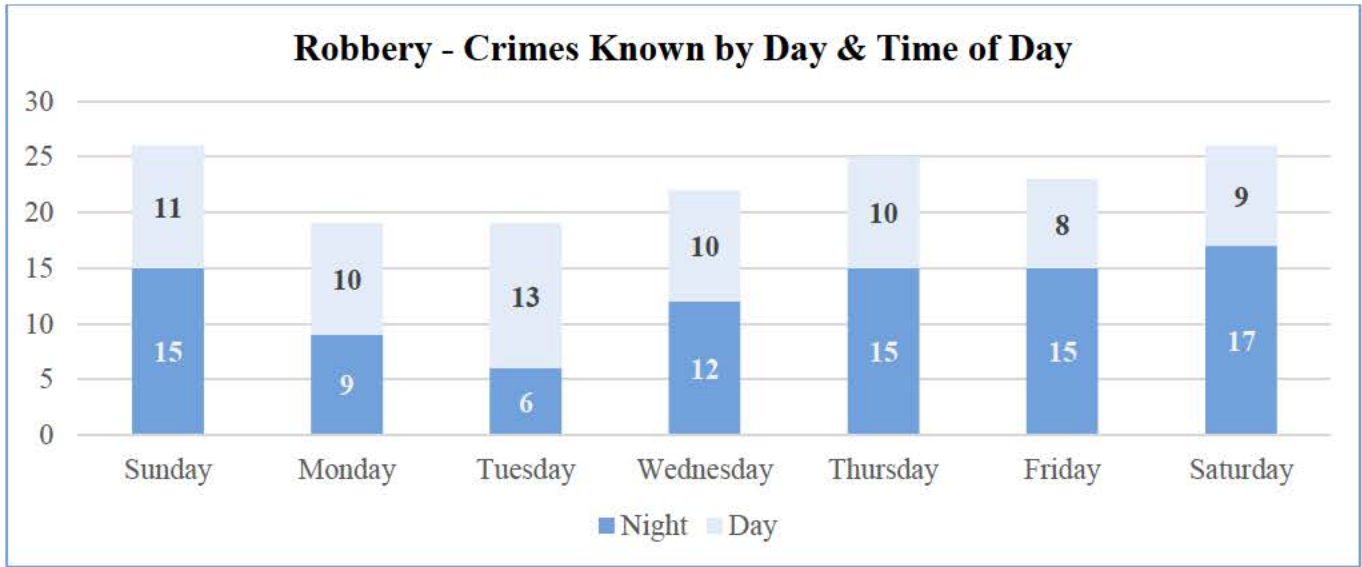
Offense Type	2022		2023	
	Number of Crimes	Offense Rate (per 1,000)	Number of Crimes	Offense Rate (per 1,000)
Crimes Against Property	26,960	19.46	25,066	17.14
Arson	161	0.12	156	0.11
Bribery	5	0.00	7	0.00
Burglary/Breaking & Entering	1,600	1.15	1,549	1.06
Counterfeiting/Forgery	486	0.35	514	0.35
Destruction/Damage/Vandalism of Property	5,804	4.19	5,221	3.57
Embezzlement	41	0.03	34	0.02
Extortion/Blackmail	69	0.05	59	0.04
False Pretenses/Swindle/Confidence Game	1,710	1.23	1,719	1.18
Credit Card/Automated Teller Machine Fraud	561	0.40	505	0.35
Impersonation	297	0.21	323	0.22
Welfare Fraud	10	0.01	14	0.01
Wire Fraud	111	0.08	92	0.06
Identity Theft	58	0.04	87	0.06
Hacking/Computer Invasion	7	0.01	6	0.00
Robbery	141	0.10	165	0.11
Pocket-picking	14	0.01	24	0.02
Purse-snatching	35	0.03	31	0.02
Shoplifting	3,275	2.36	3,092	2.11
Theft From Building	828	0.60	834	0.57
Theft From Coin Operated Machine or Device	10	0.01	6	0.00
Theft From Motor Vehicle	1,762	1.27	1,387	0.95
Theft of Motor Vehicle Parts/Accessories	503	0.36	216	0.15
All Other Larceny	8,321	6.01	7,796	5.33
Motor Vehicle Theft	1,027	0.74	1,100	0.75
Stolen Property Offenses	125	0.09	129	0.09

Robbery

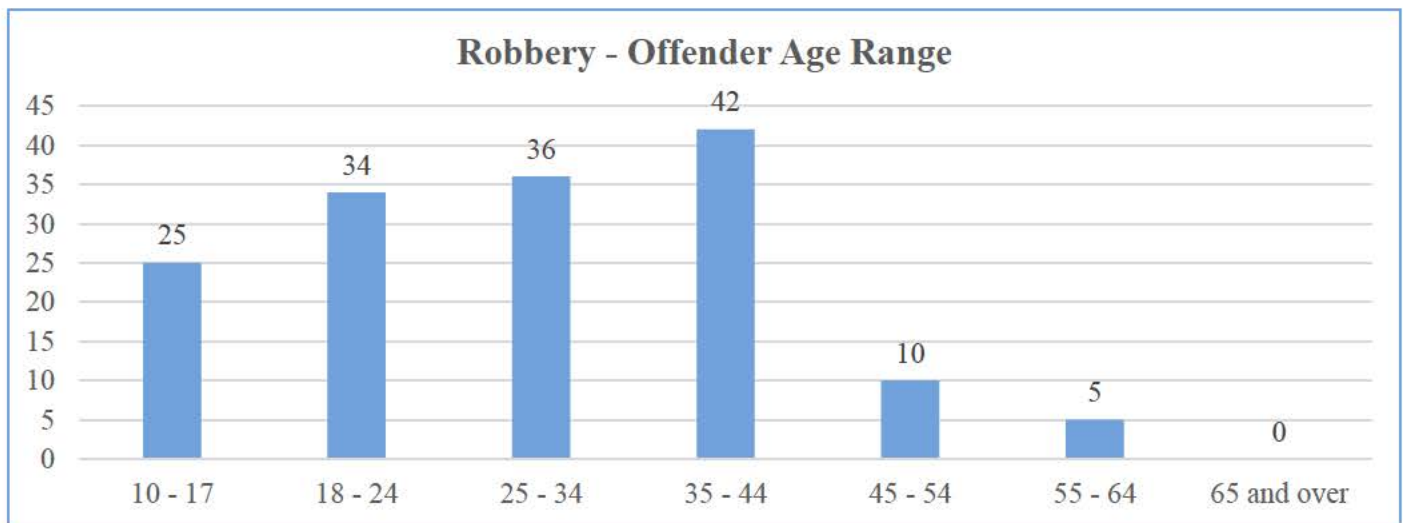
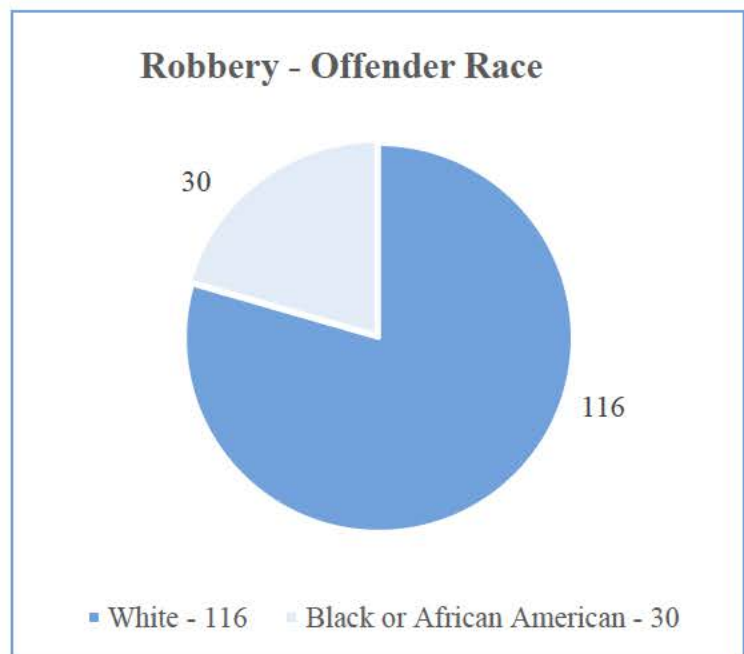
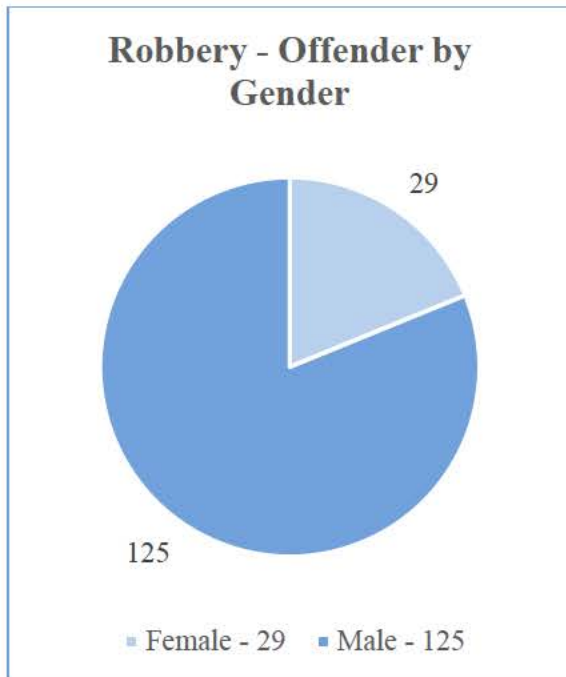
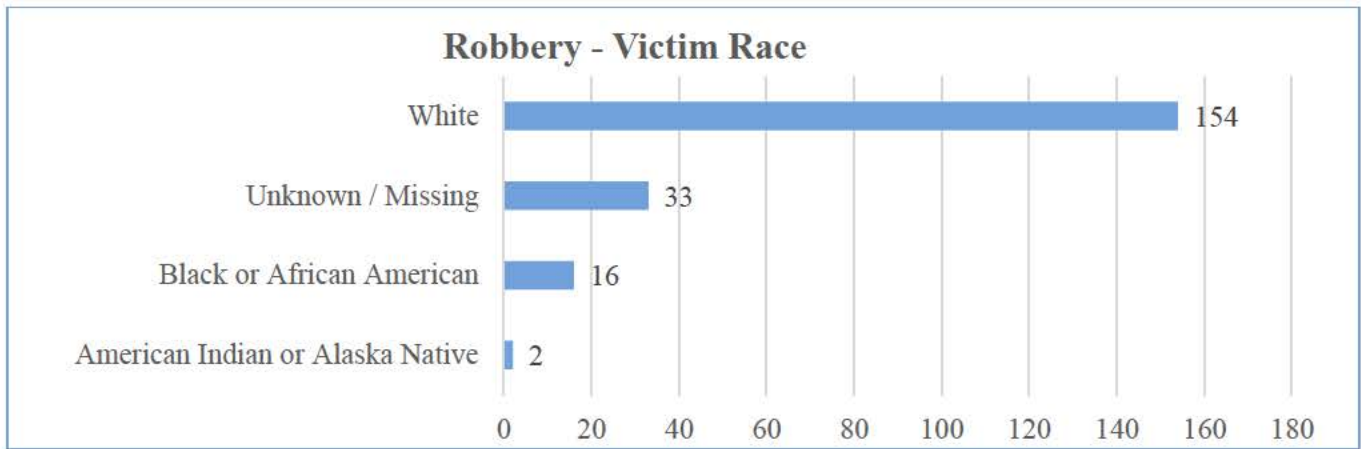
Agencies reported 165 Incidents of Robbery for 2023. With a clearance rate of 42.42% offenses cleared.



Robbery



Robbery

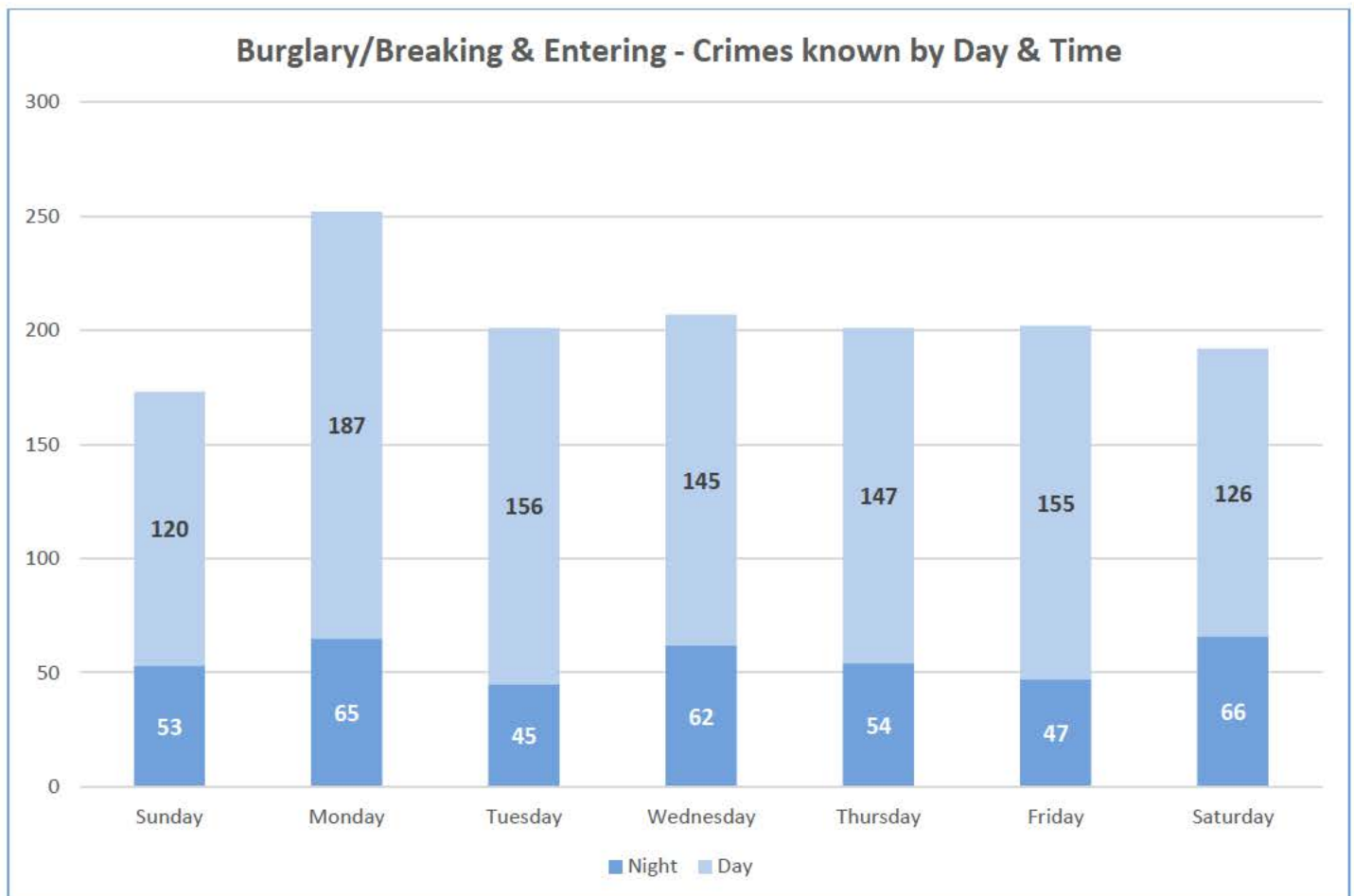
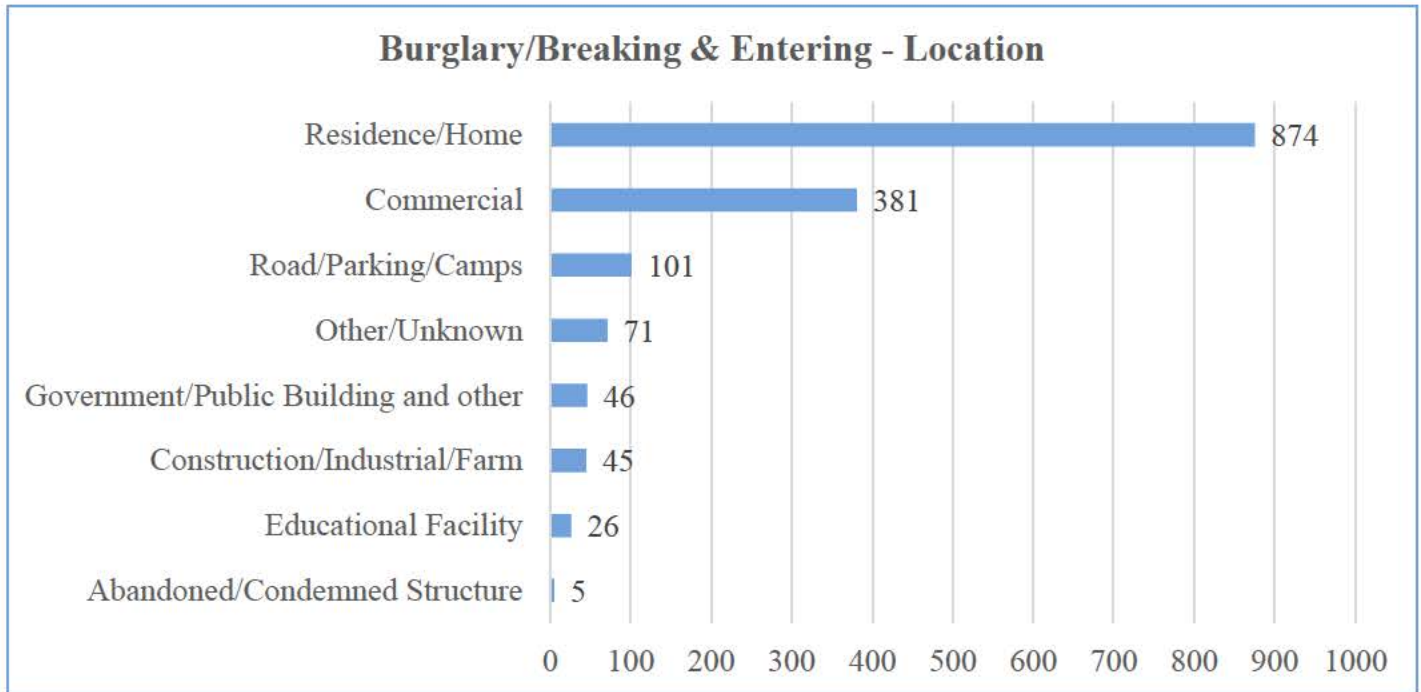


Robbery by County 2023

Location Type	Residence/ Home	Commercial	Government/ Public Building and other	Road/Parking/ Camps	Construction/ Industrial/Farm	Other/Unknown
County						
Androscoggin	9	10	1	6	--	3
Aroostook	3	1	--	--	--	--
Cumberland	4	15	3	21	--	1
Franklin	--	3	--	1	--	--
Hancock	2	2	--	1	--	--
Kennebec	6	11	1	4	1	--
Knox	2	--	--	2	--	--
Lincoln	1	--	--	--	--	--
Oxford	--	2	--	--	--	--
Penobscot	5	3	2	4	--	--
Piscataquis	--	1	--	2	--	--
Sagadahoc	--	--	--	--	--	--
Somerset	1	4	--	1	--	--
Waldo	--	1	--	--	--	--
Washington	--	--	--	--	--	--
York	7	7	1	4	--	1
Statewide Organizations	2	2	--	1	--	--

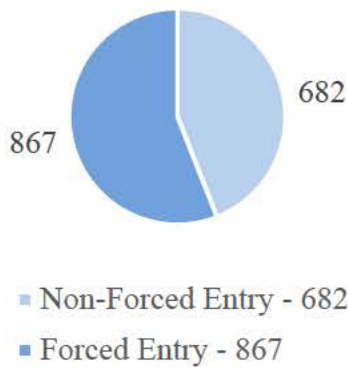
Burglary / Breaking & Entering

Agencies reported 1,549 Incidents of Burglary/Breaking & Entering for 2023. With a clearance rate of 27.95% offenses cleared.

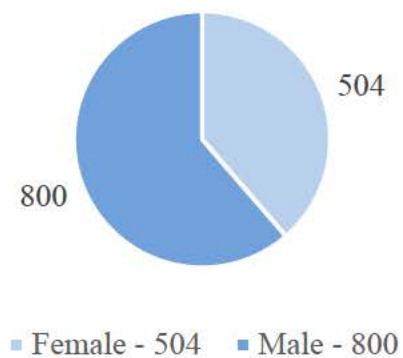


Burglary / Breaking & Entering

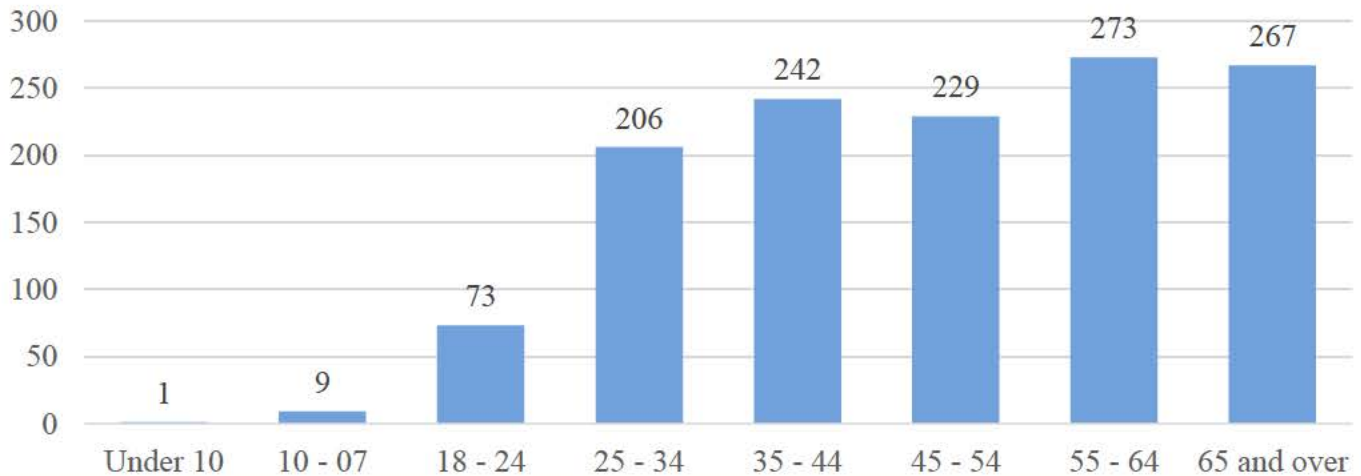
**Burglary/Breaking & Entering
- Method of Entry**



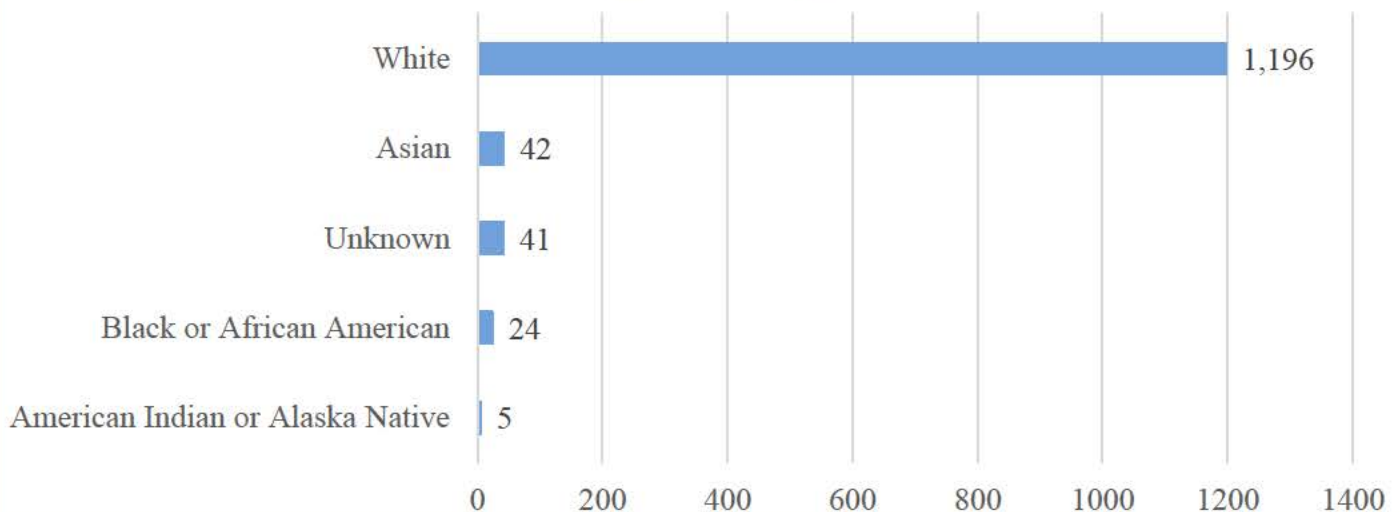
Burglary / Breaking & Entering - Victim Gender



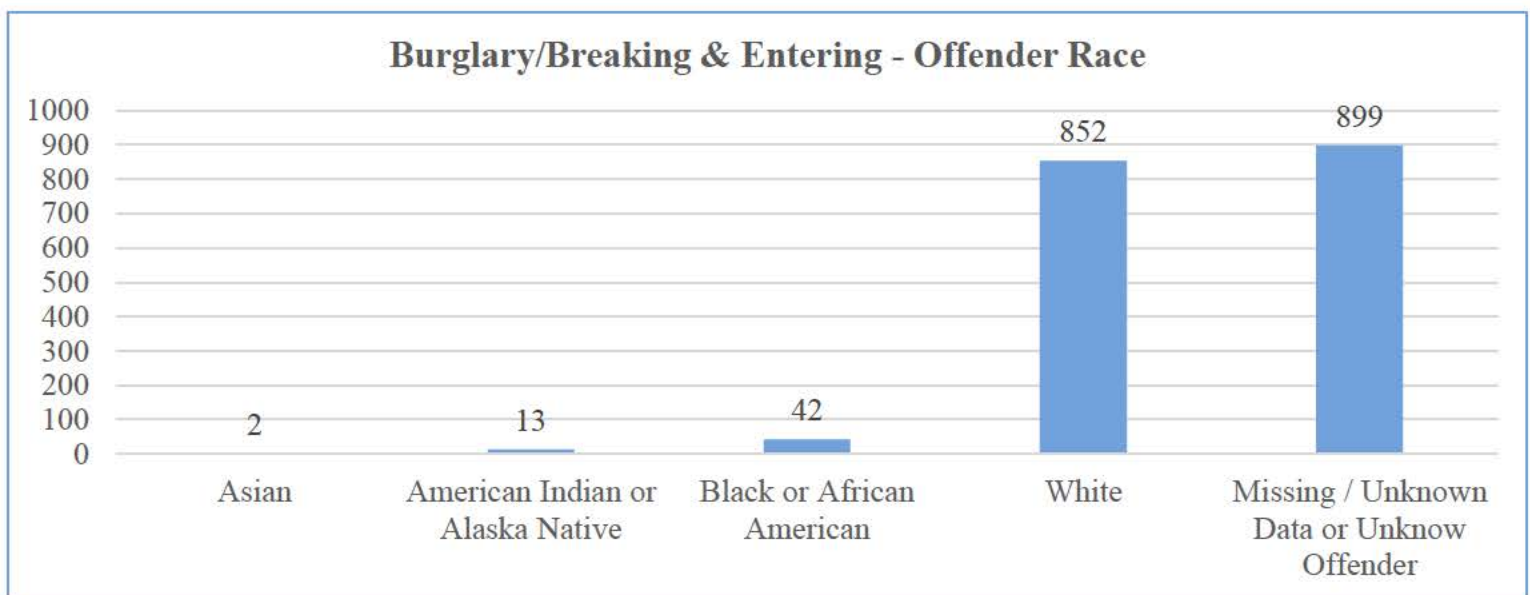
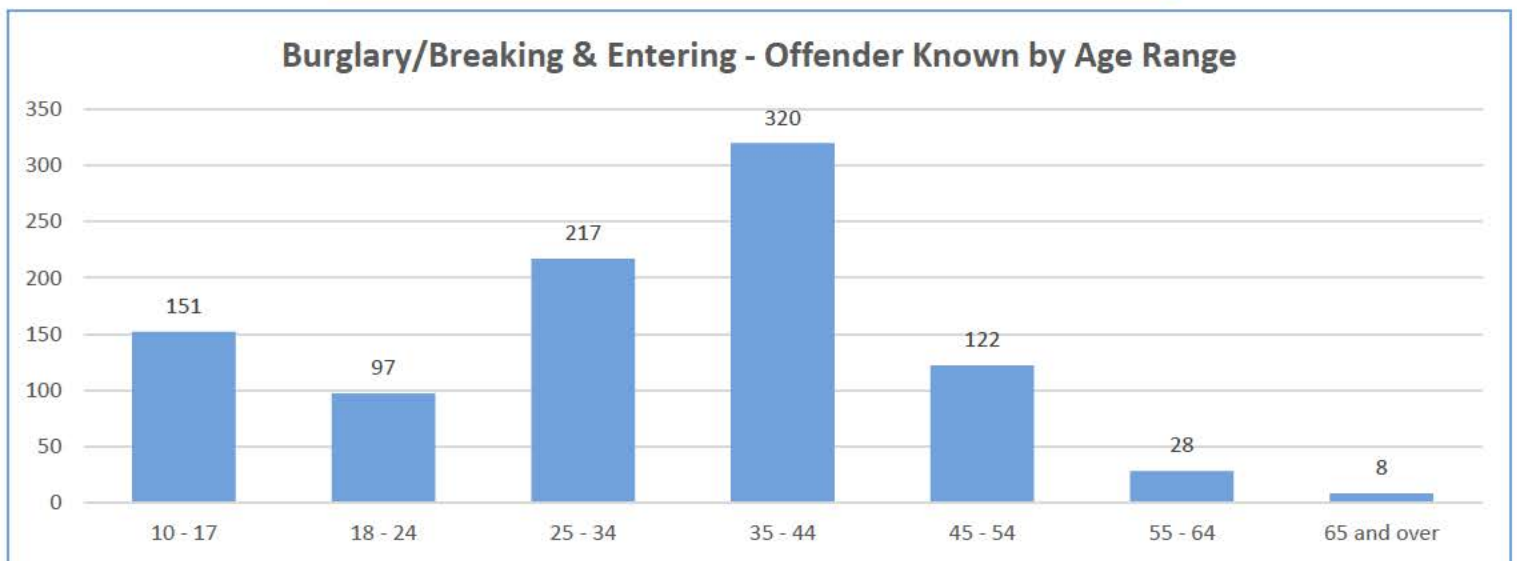
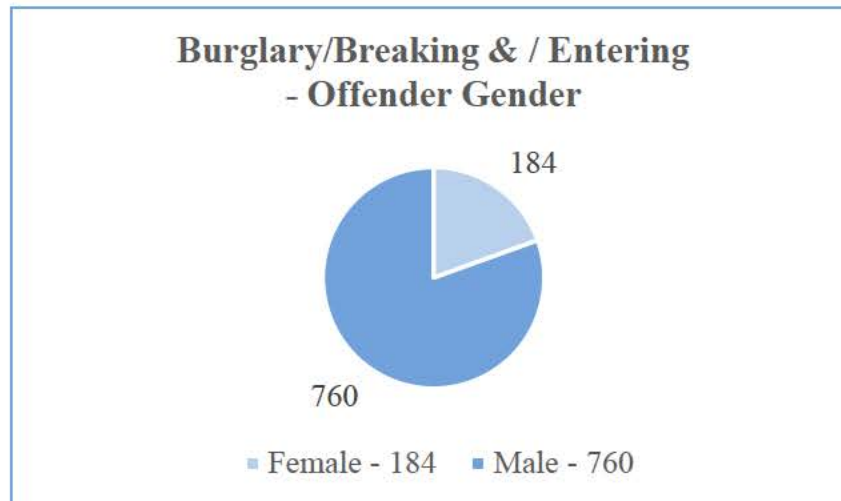
Burglary / Breaking & Entering - Victim by Age Range



Burglary / Breaking & Entering - Victim Race



Burglary / Breaking & Entering



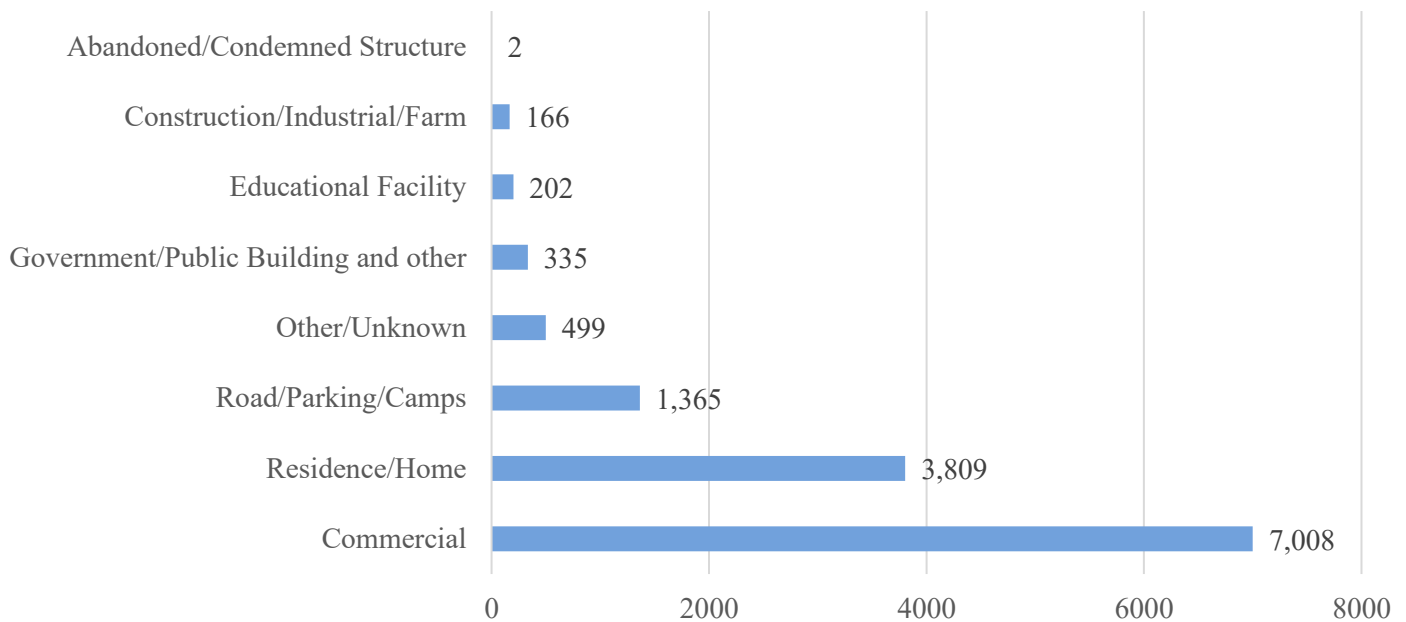
Burglary / Breaking & Entering

County:	Number of Offenses
Androscoggin	166
Aroostook	57
Cumberland	261
Franklin	26
Hancock	39
Kennebec	161
Knox	33
Lincoln	25
Oxford	88
Penobscot	171
Piscataquis	13
Sagadahoc	24
Somerset	118
Waldo	19
Washington	35
York	198
Statewide Organizations	116

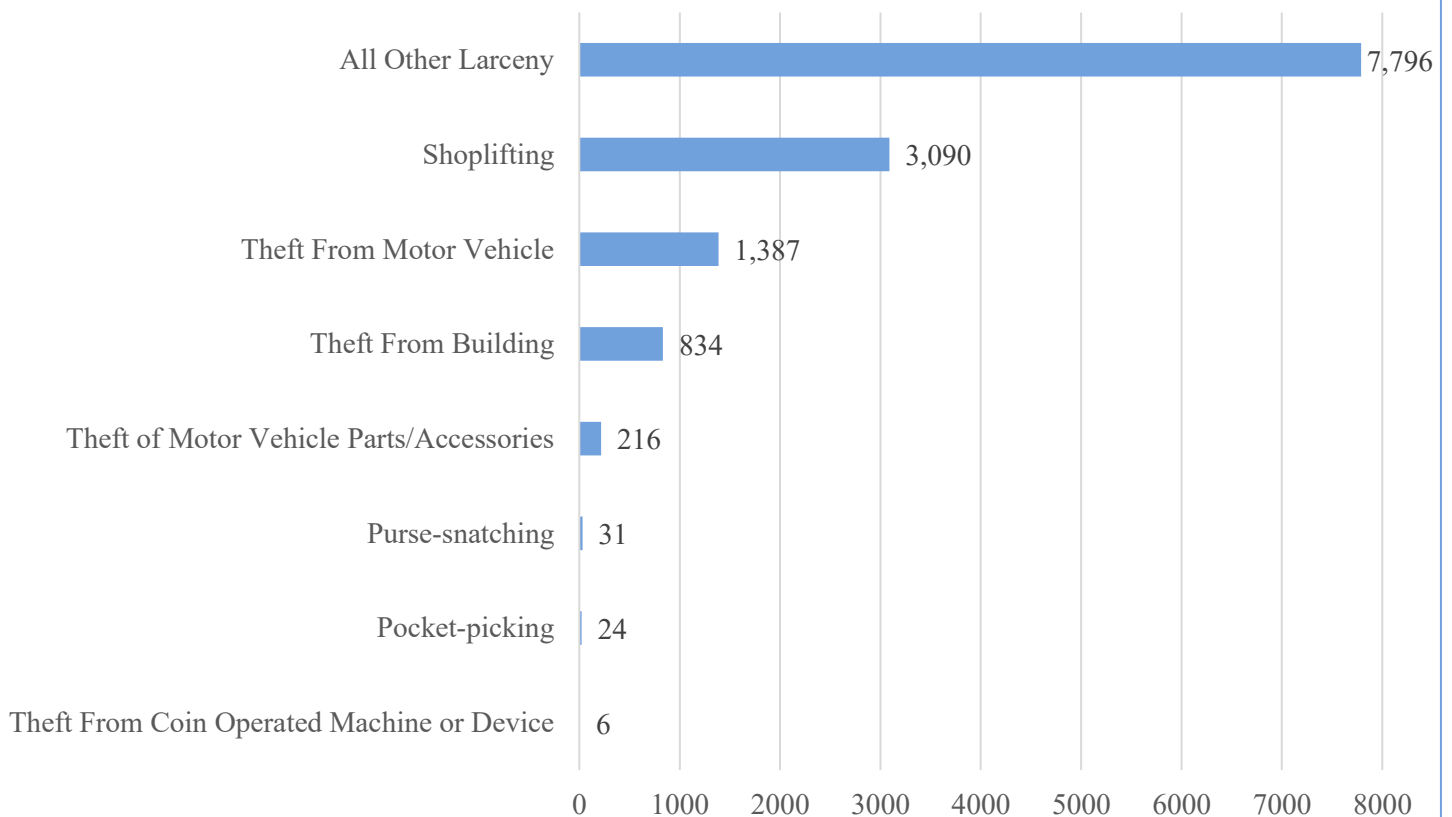
Larceny/Theft

Agencies reported 13,386 Incidents of Larceny/Theft for 2023. With a clearance rate of 30.61% offenses cleared.

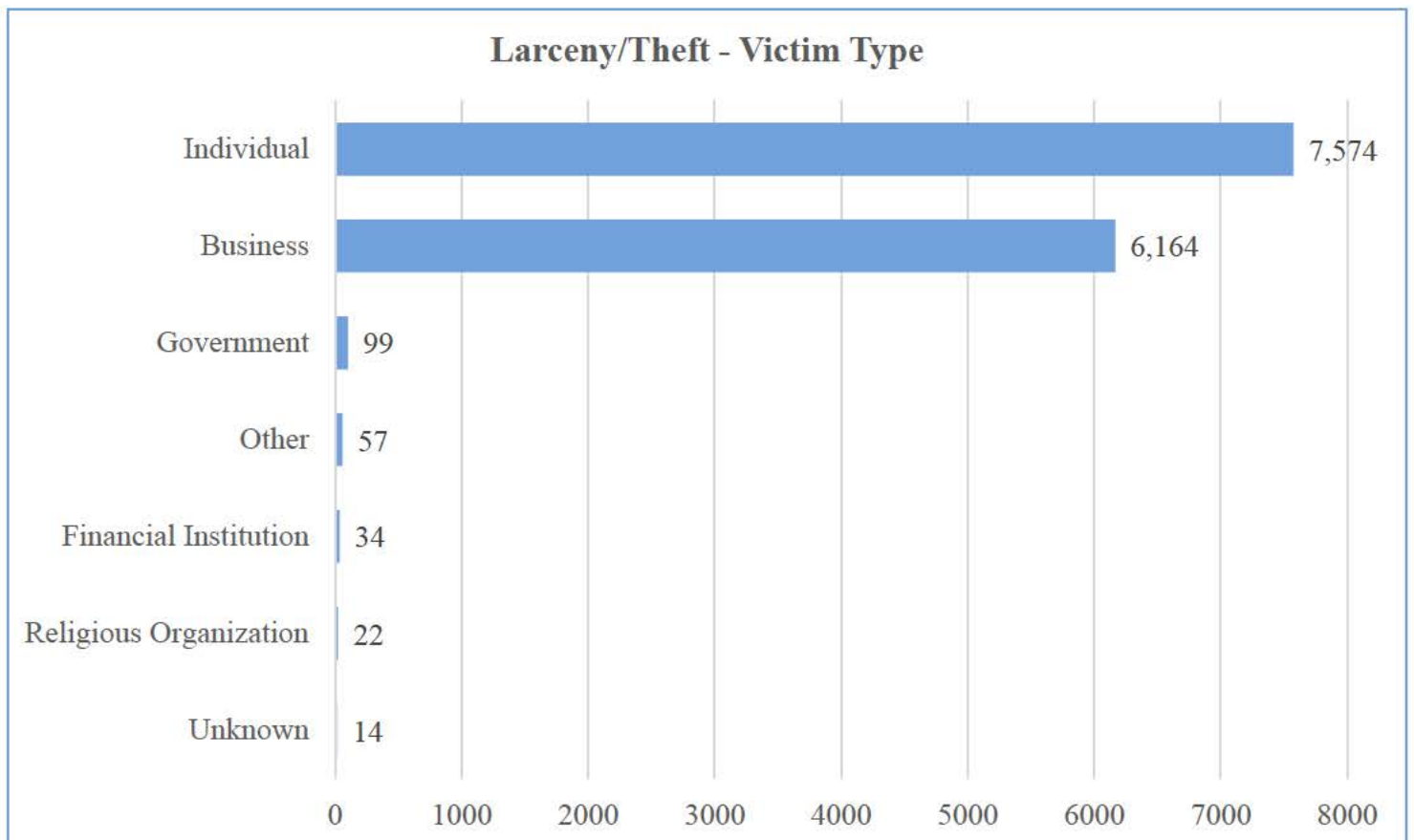
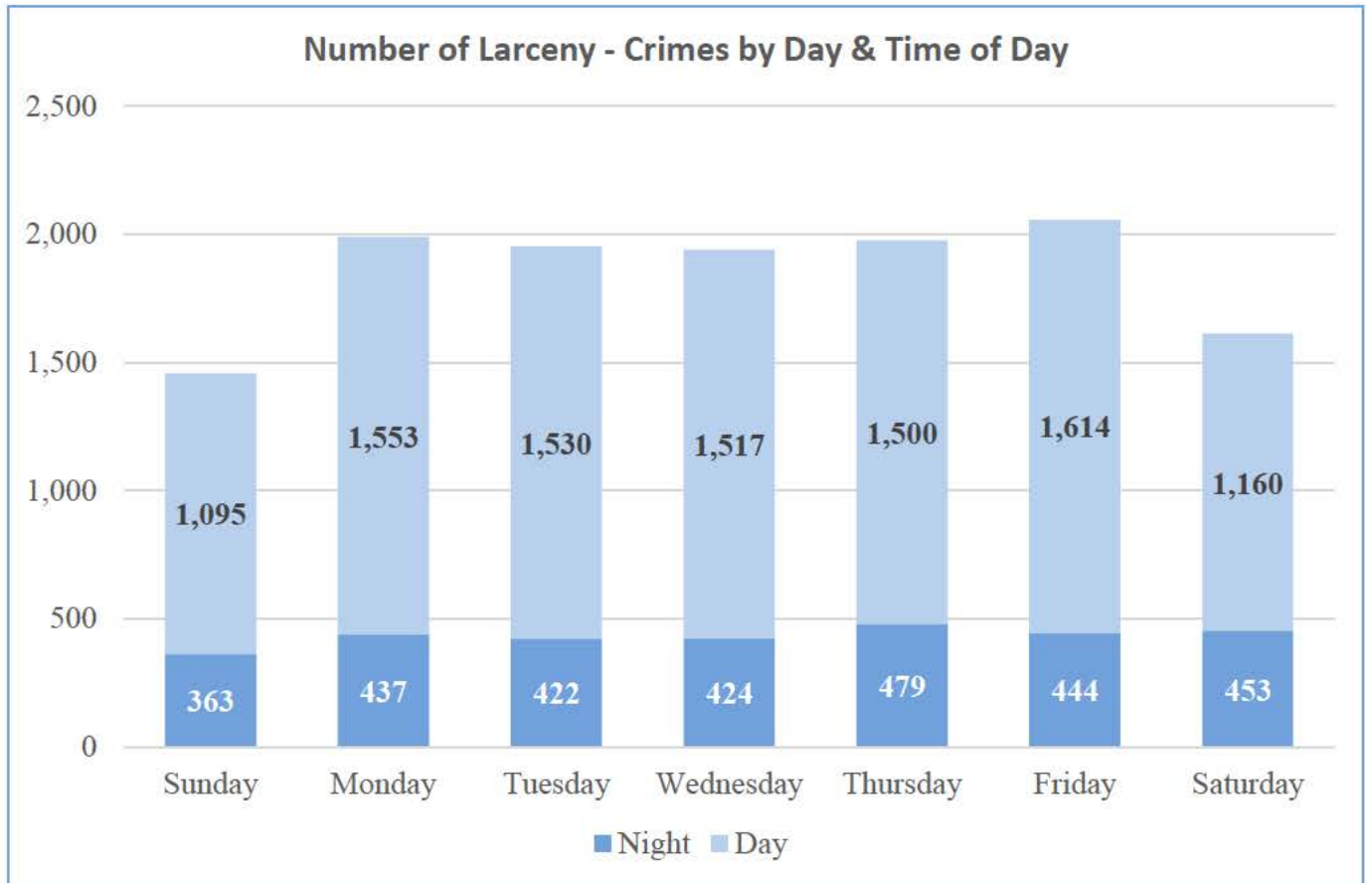
Larceny/Theft - Locations



Larceny/Theft - By Offense Type

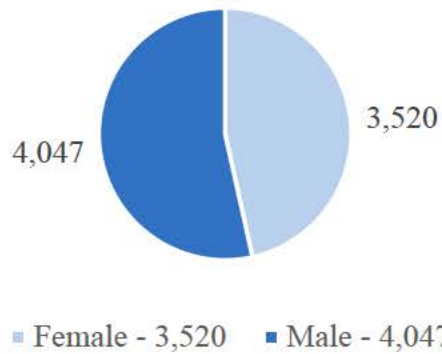


Larceny/Theft

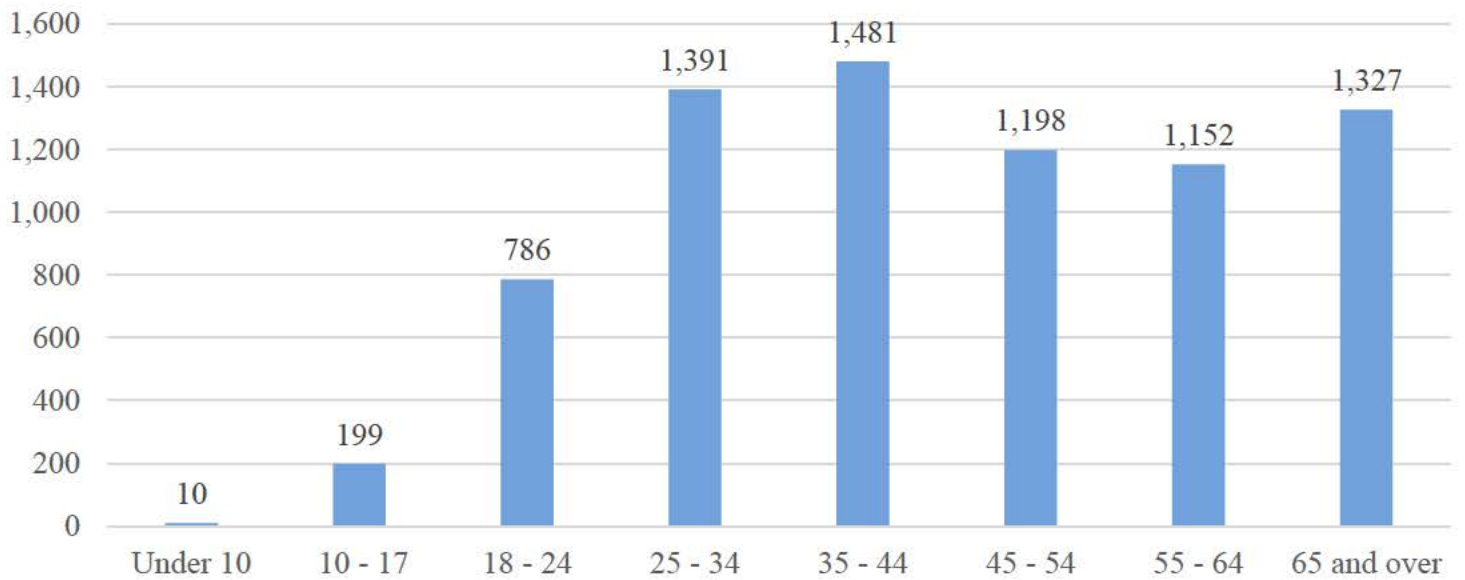


Larceny/Theft

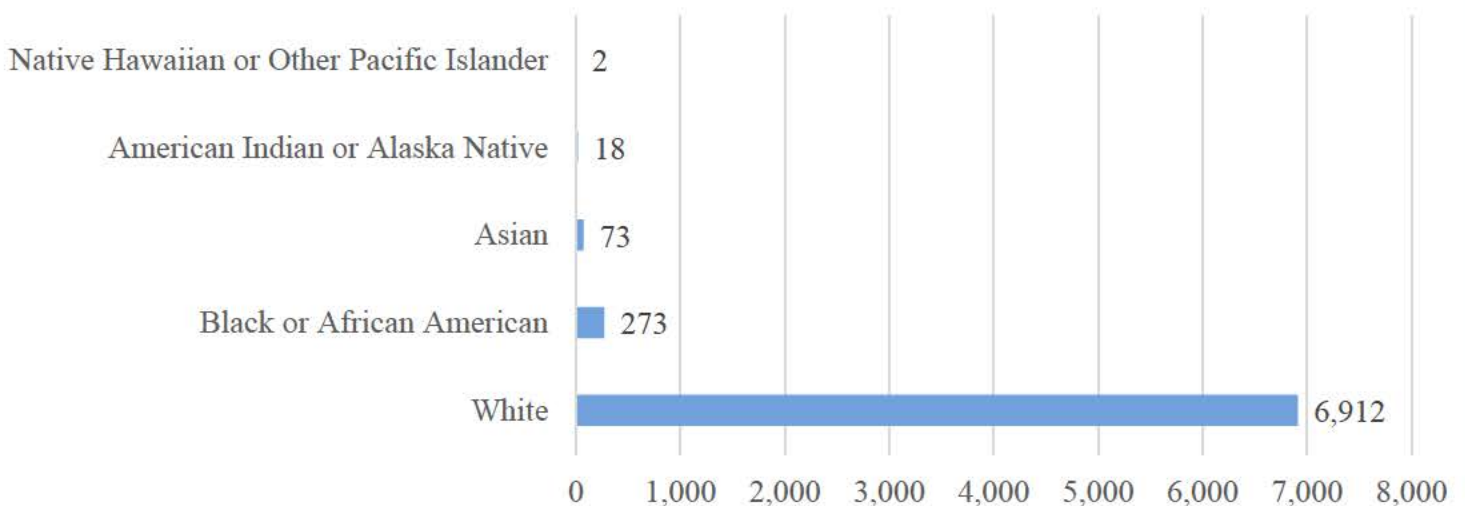
Larceny/Theft - Victim Gender



Larceny/Theft - Victims Known by Age Range

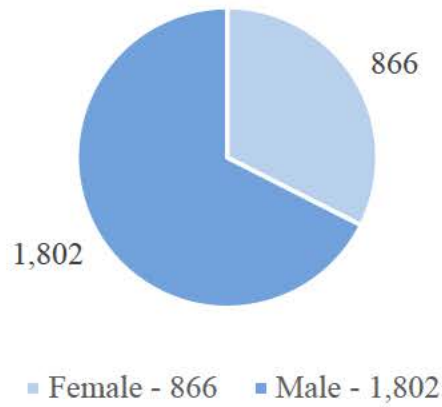


Larceny/Theft - Victims Known by Race

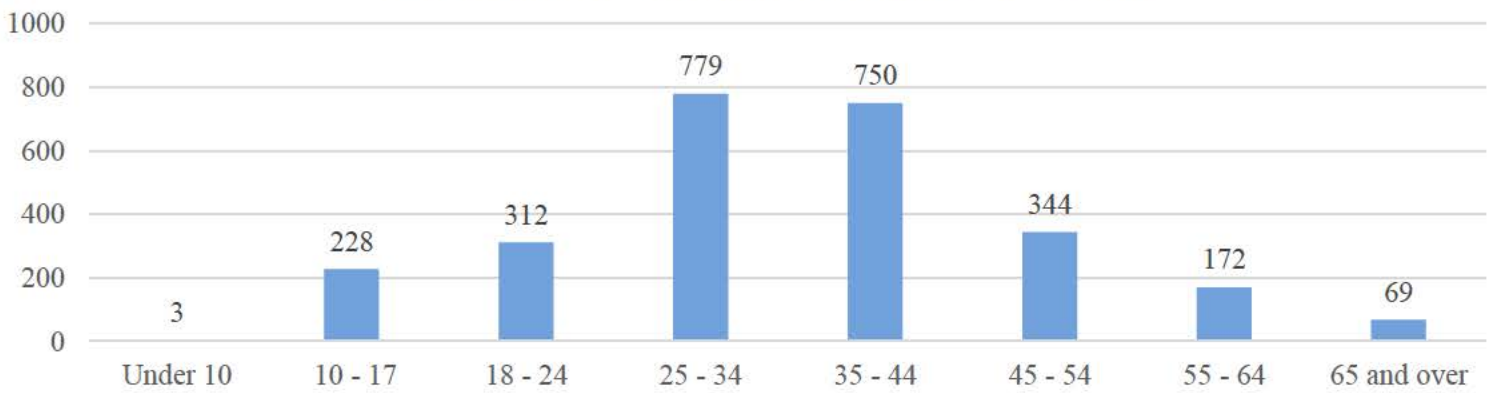


Larceny/Theft

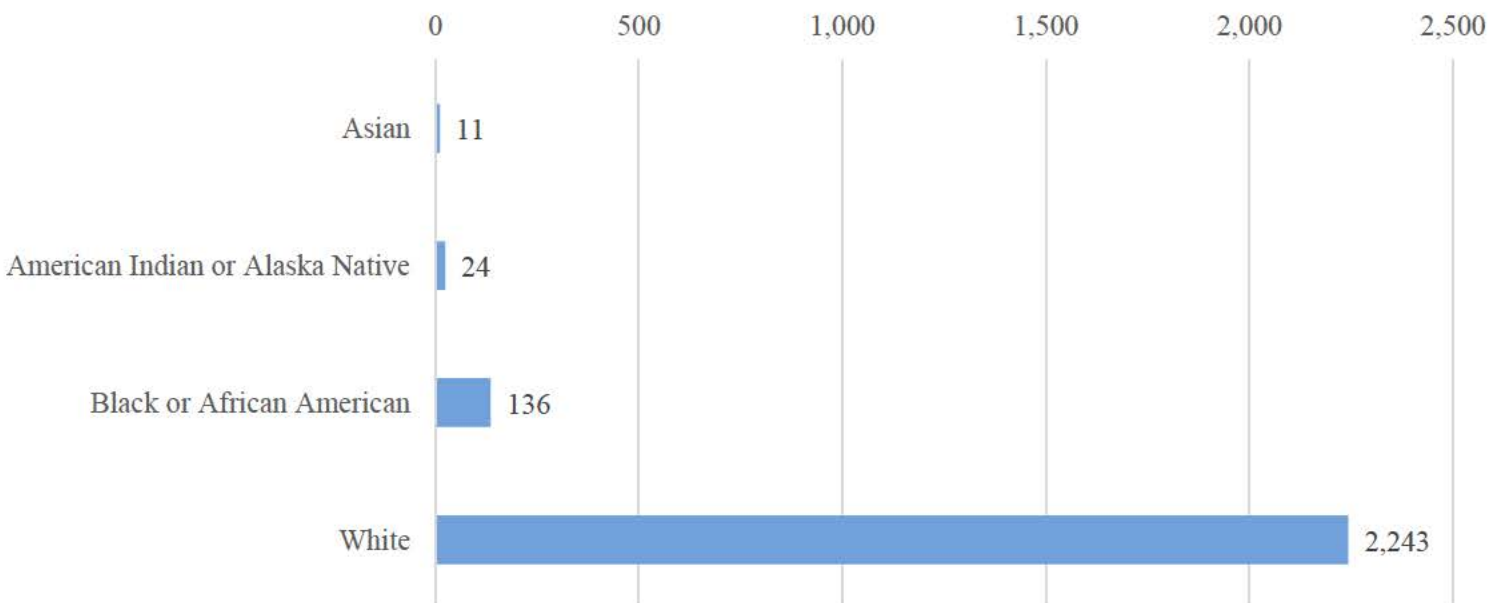
Larceny/Theft - Offender Gender



Larceny/Theft - Offenders Known by Age Range



Larceny/Theft - Offenders Known by Race



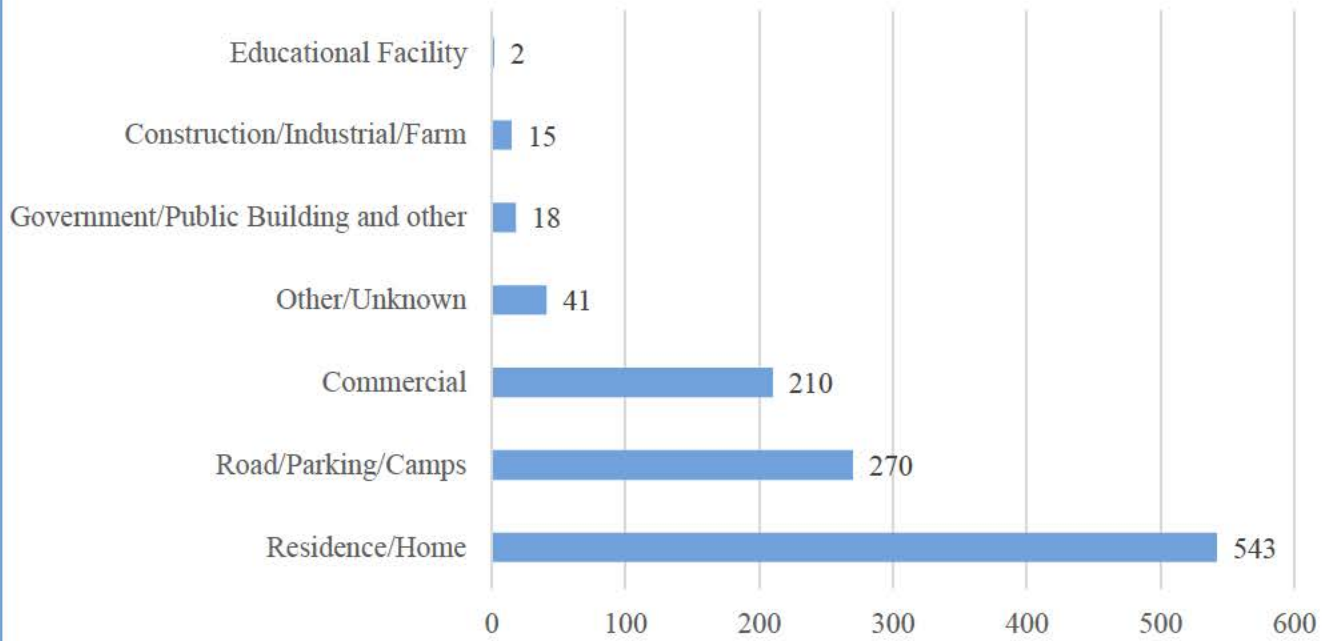
Larceny/Theft

Offense Type	Pocket-picking	Purse-snatching	Shoplifting	Theft From Building	Theft From Coin Operated Machine or Device	Theft From Motor Vehicle	Theft of Motor Vehicle Parts/Accessories	All Other Larceny
Androscoggin	--	--	324	88	3	182	26	645
Aroostook	--	--	18	4	--	15	--	450
Cumberland	18	16	758	304	--	413	66	1,250
Franklin	--	--	--	1	--	7	--	208
Hancock	--	1	127	25	--	11	3	175
Kennebec	--	1	609	197	--	85	6	709
Knox	1	1	31	2	--	10	--	215
Lincoln	--	--	1	11	--	13	6	129
Oxford	--	1	153	15	--	40	2	370
Penobscot	5	10	630	42	2	213	18	1,037
Piscataquis	--	--	9	6	--	9	6	44
Sagadahoc	--	1	86	16	1	16	4	110
Somerset	--	--	11	2	--	29	--	565
Waldo	--	--	5	--	--	2	--	75
Washington	--	--	16	4	--	2	--	107
York	--	--	281	83	--	316	58	1,429
Statewide Organizations	--	--	31	33	--	23	21	270

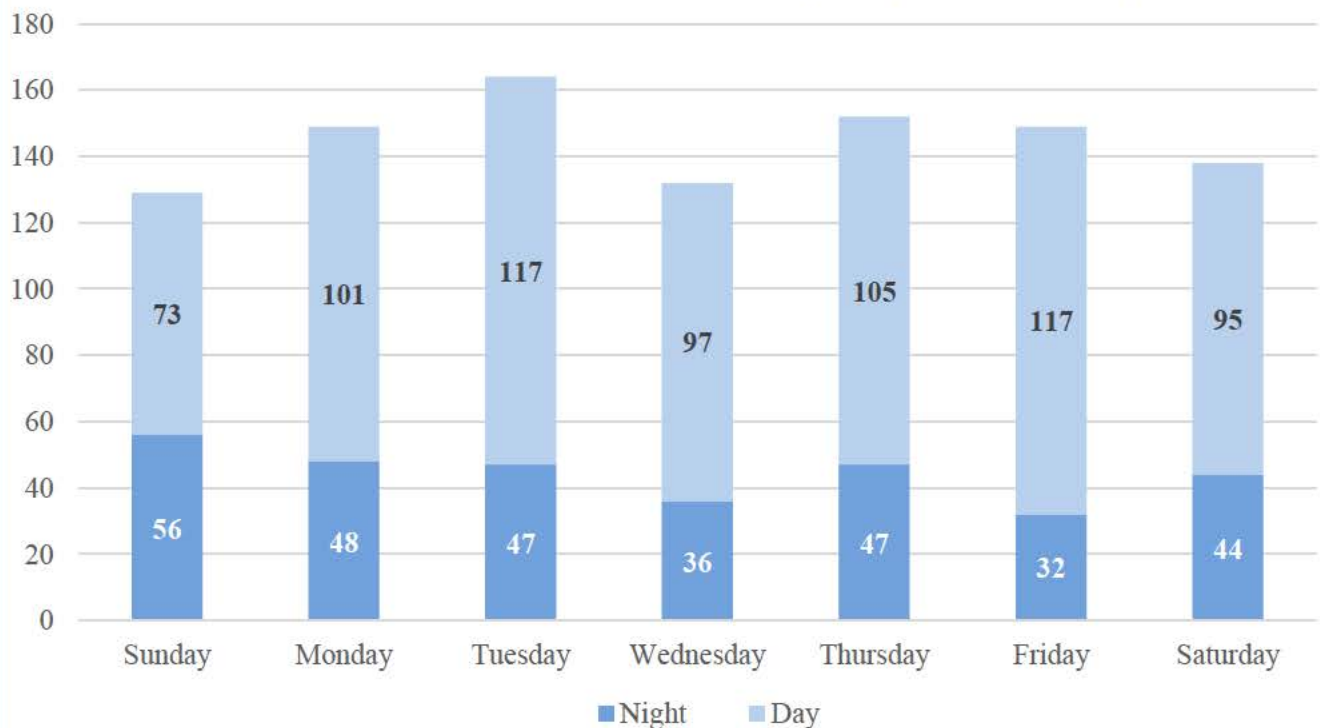
Motor Vehicle Theft

Agencies reported 1,100 incidents where motor vehicles were stolen. A total of 1,136 vehicles were stolen and 553 vehicles recovered. Clearance rate of 35.36%. Value of stolen Motor Vehicles estimated at \$12,818,293 with the estimated recovery of \$5,942,130.

Motor Vehicle Theft - by Location

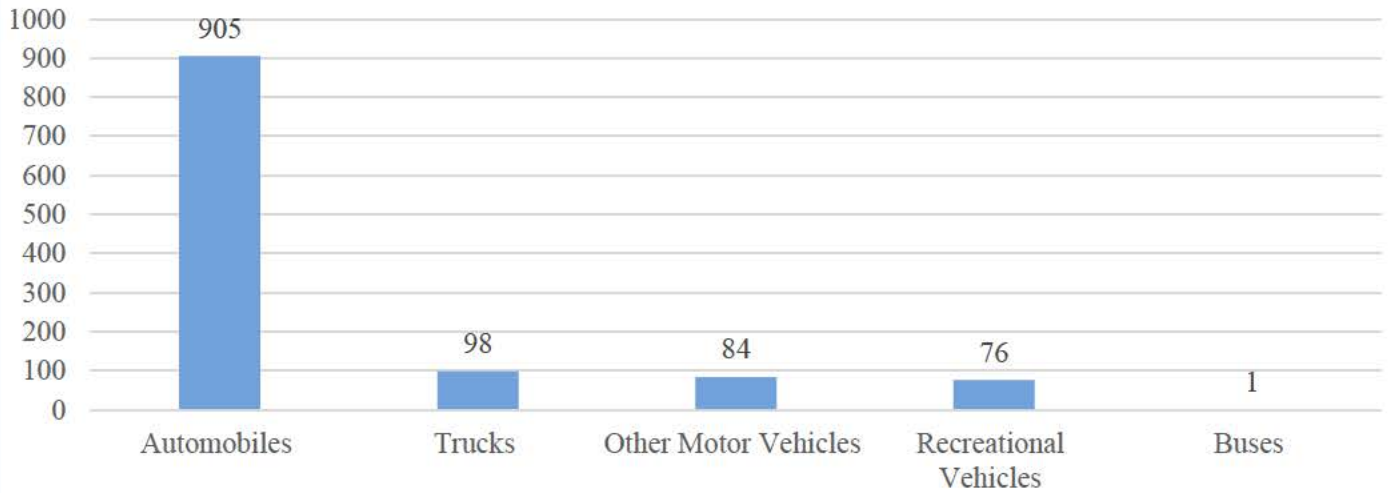


Motor Vehicle Theft - Crimes Known by Day & Time of Day

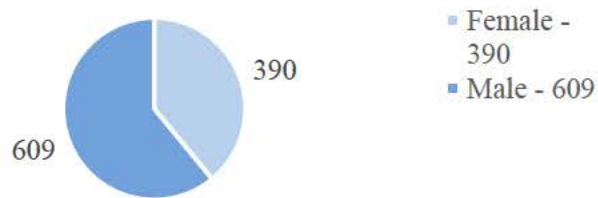


Motor Vehicle Theft

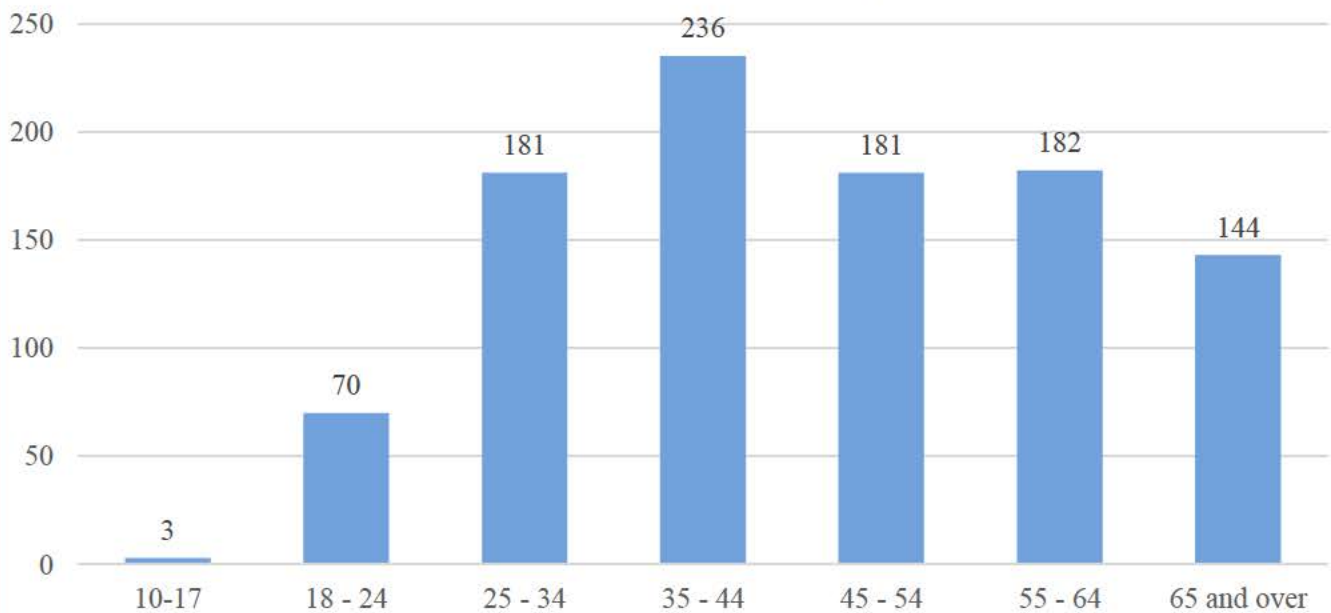
Motor Vehicle Theft - Property Description



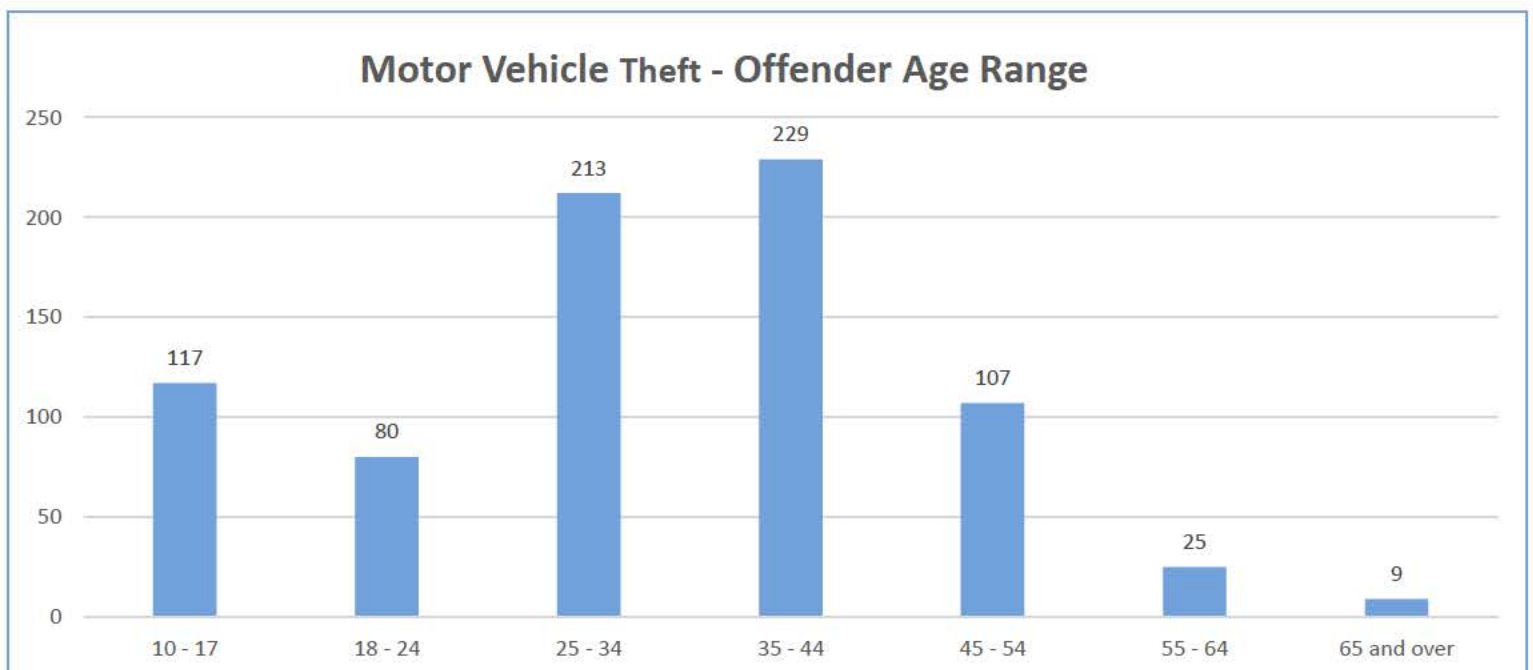
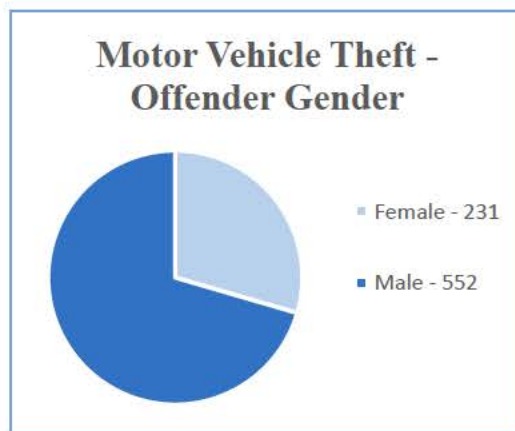
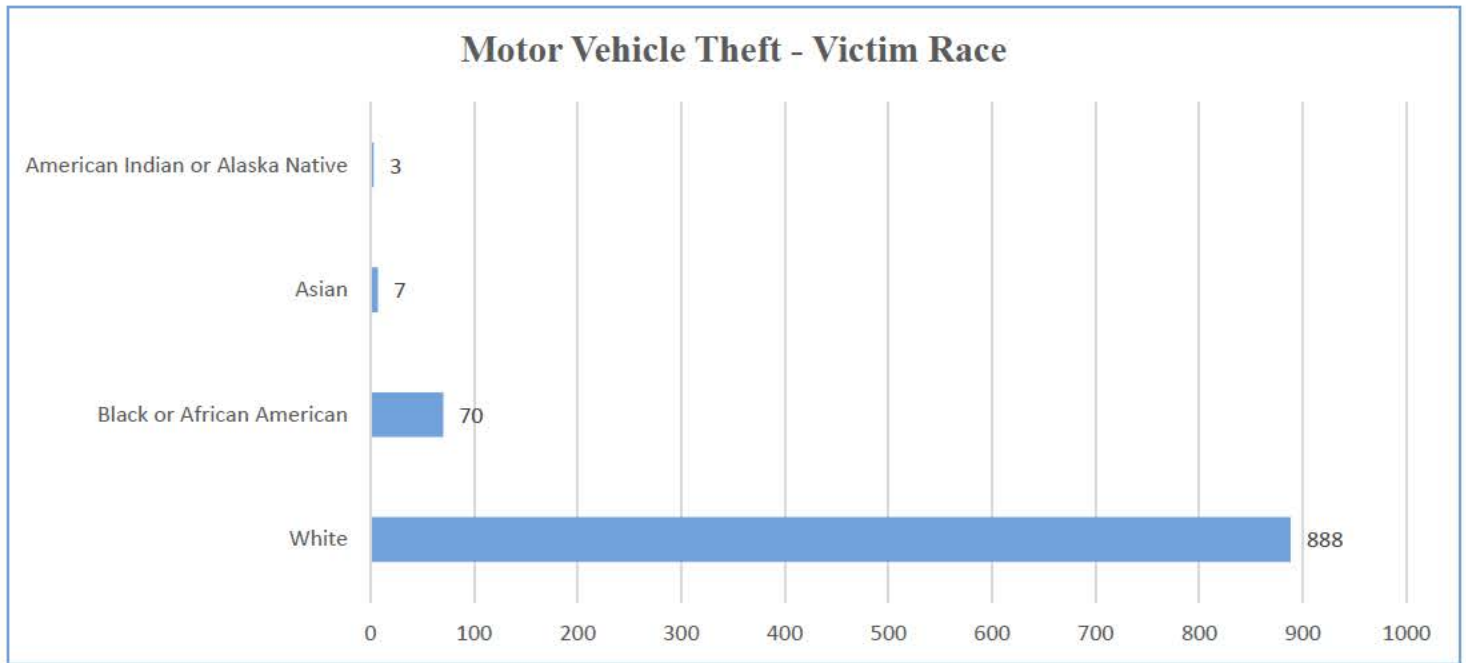
Motor Vehicle Theft - Victim Gender



Motor Vehicle Theft - Victim Known by Age Range

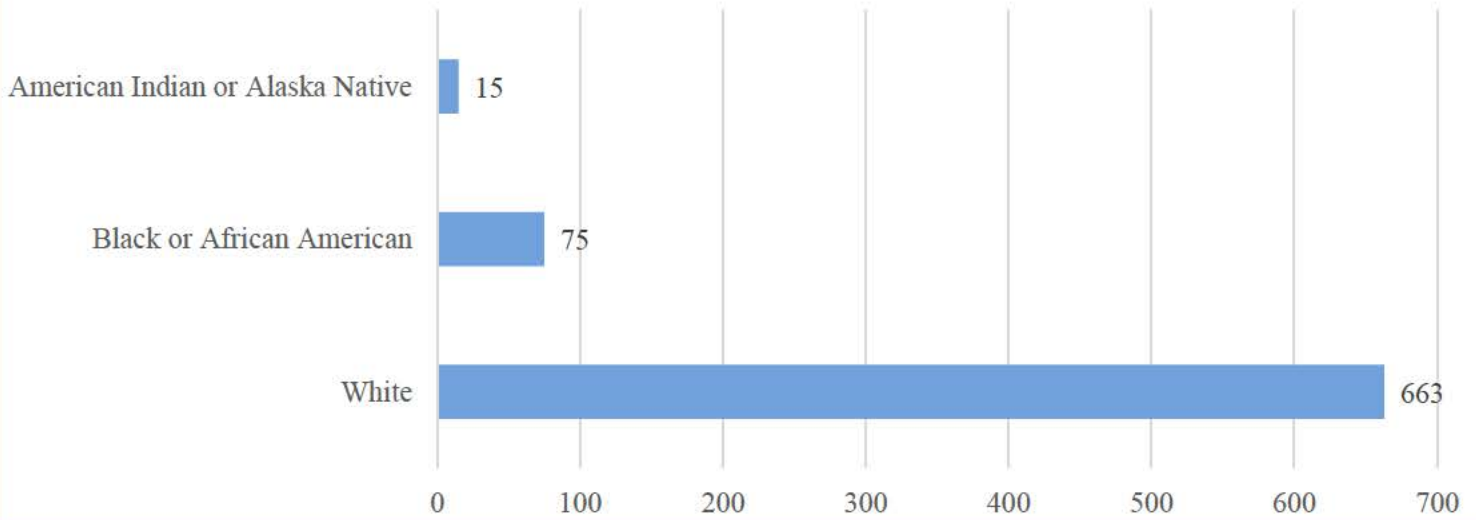


Motor Vehicle Theft



Motor Vehicle Theft

Motor Vehicle Theft - Offender Race

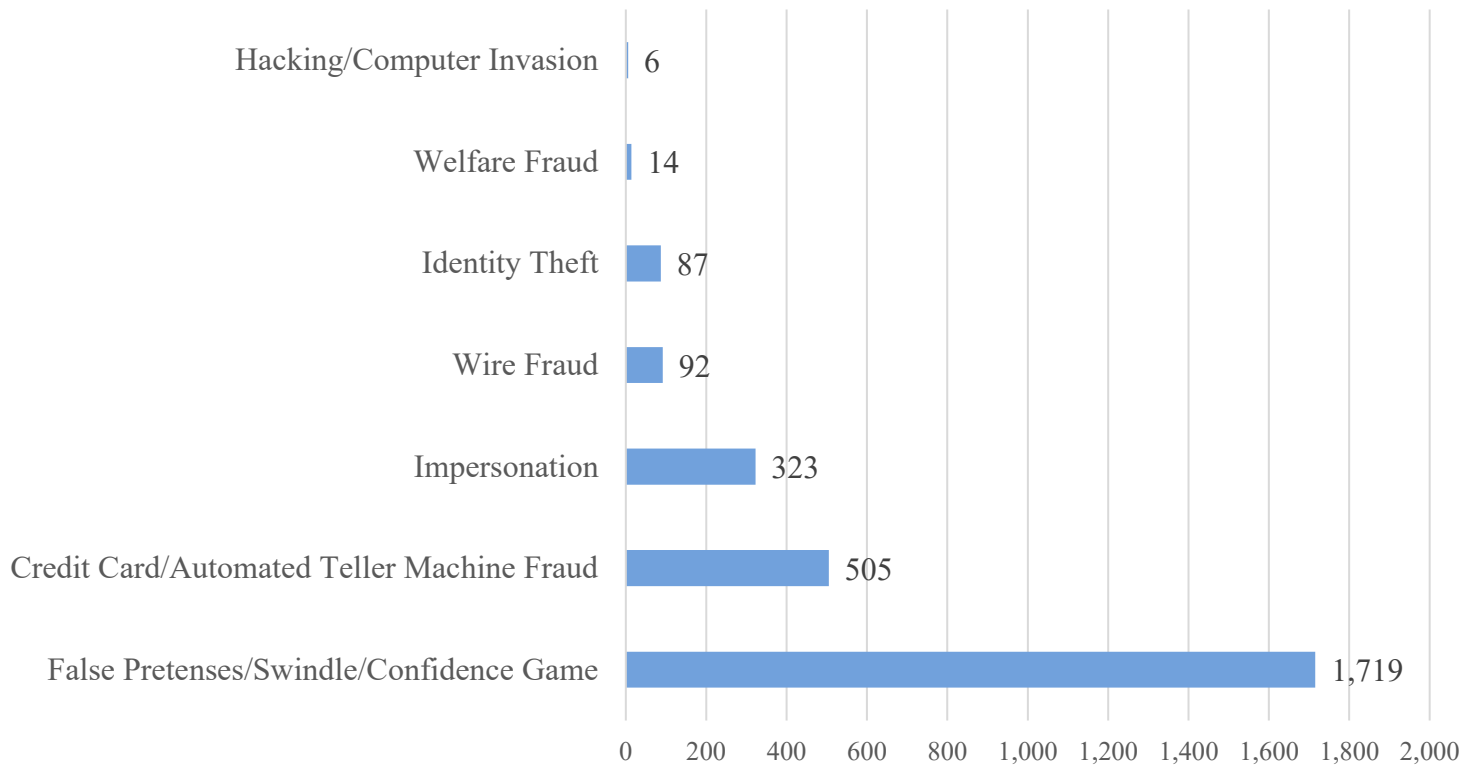


County	# of Motor Vehicle Thefts
Androscoggin	121
Aroostook	21
Cumberland	249
Franklin	25
Hancock	15
Kennebec	119
Knox	22
Lincoln	21
Oxford	46
Penobscot	113
Piscataquis	11
Sagadahoc	11
Somerset	64
Waldo	3
Washington	12
York	165
Statewide Organizations	82

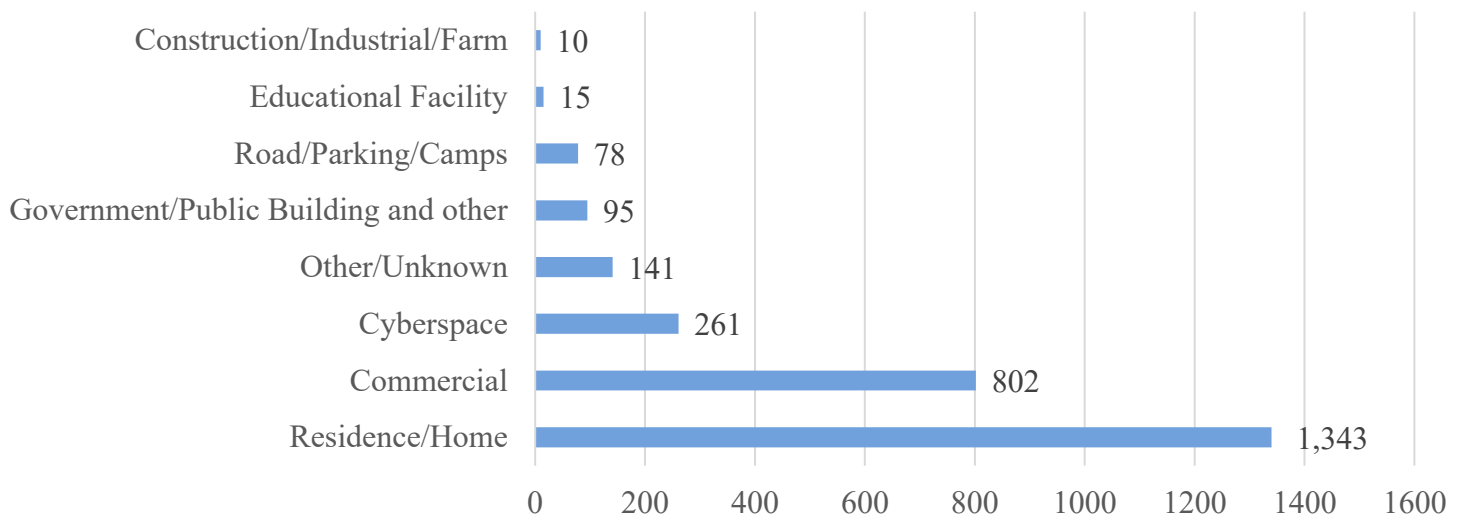
Fraud

There were 2,746 incidents of Fraud reported by agencies for 2023. 336 Incidents of Fraud were cleared resulting in a clearance rate of 12.24%.

Number of Crimes by Type of Fraud

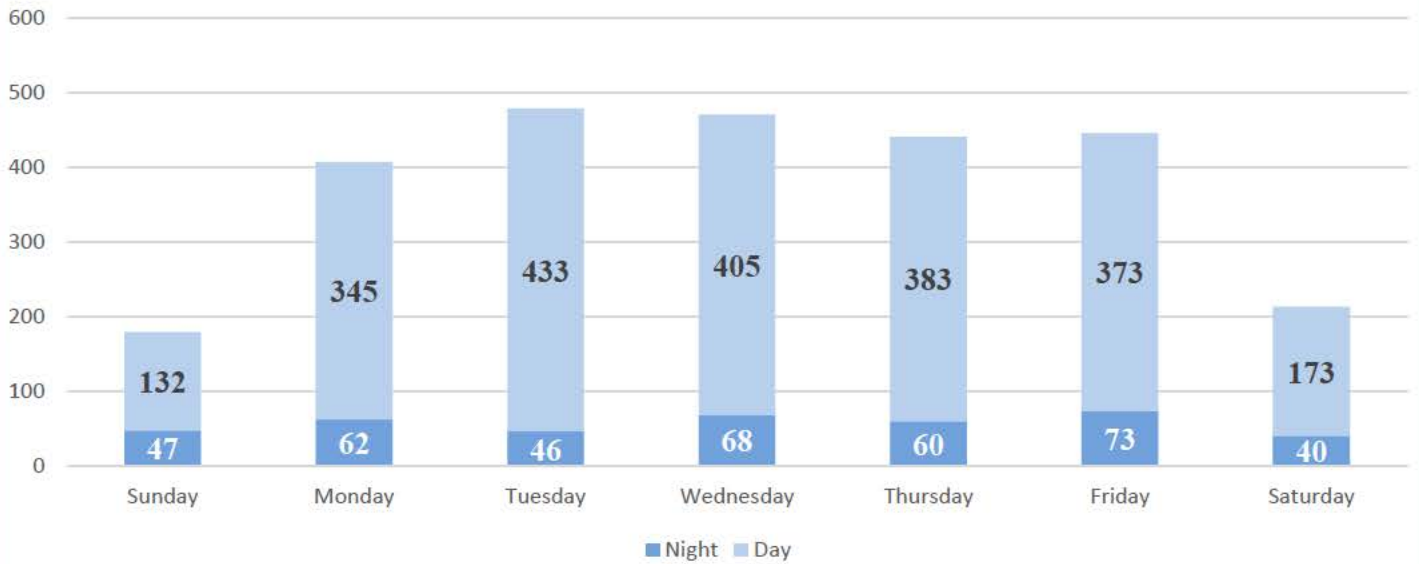


Fraud - Locations

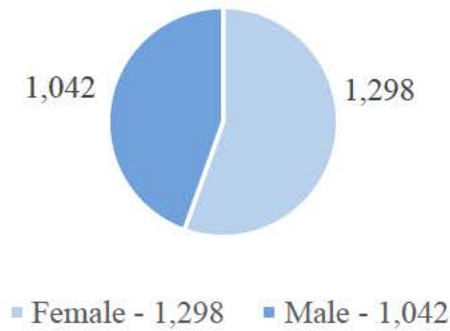


Fraud

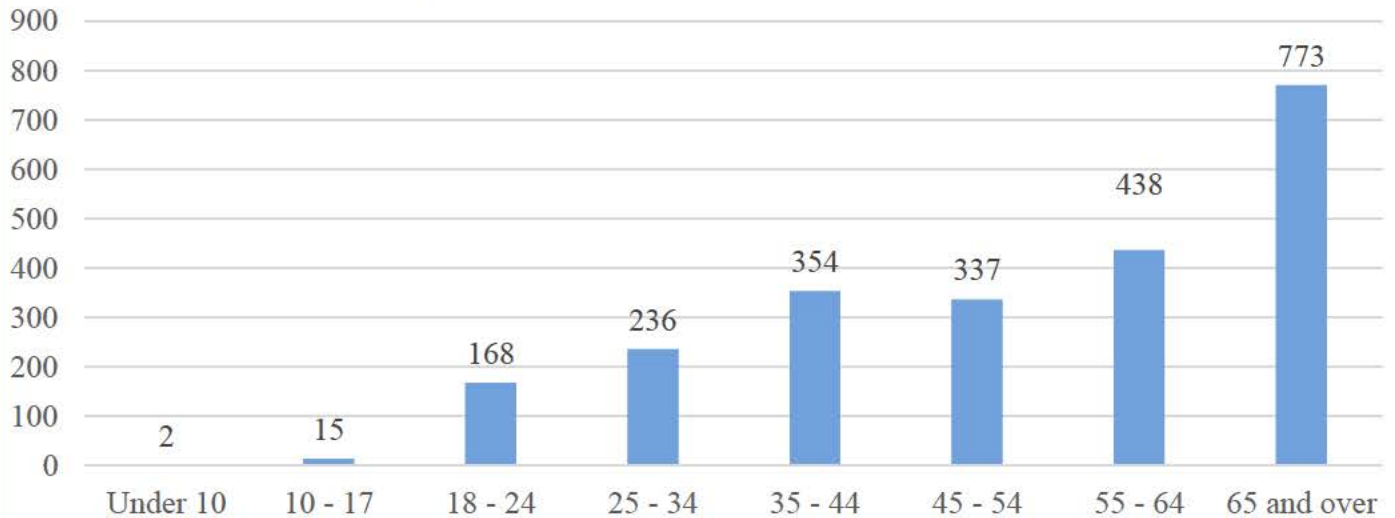
Fraud - Crimes by Known Day & Time of Day



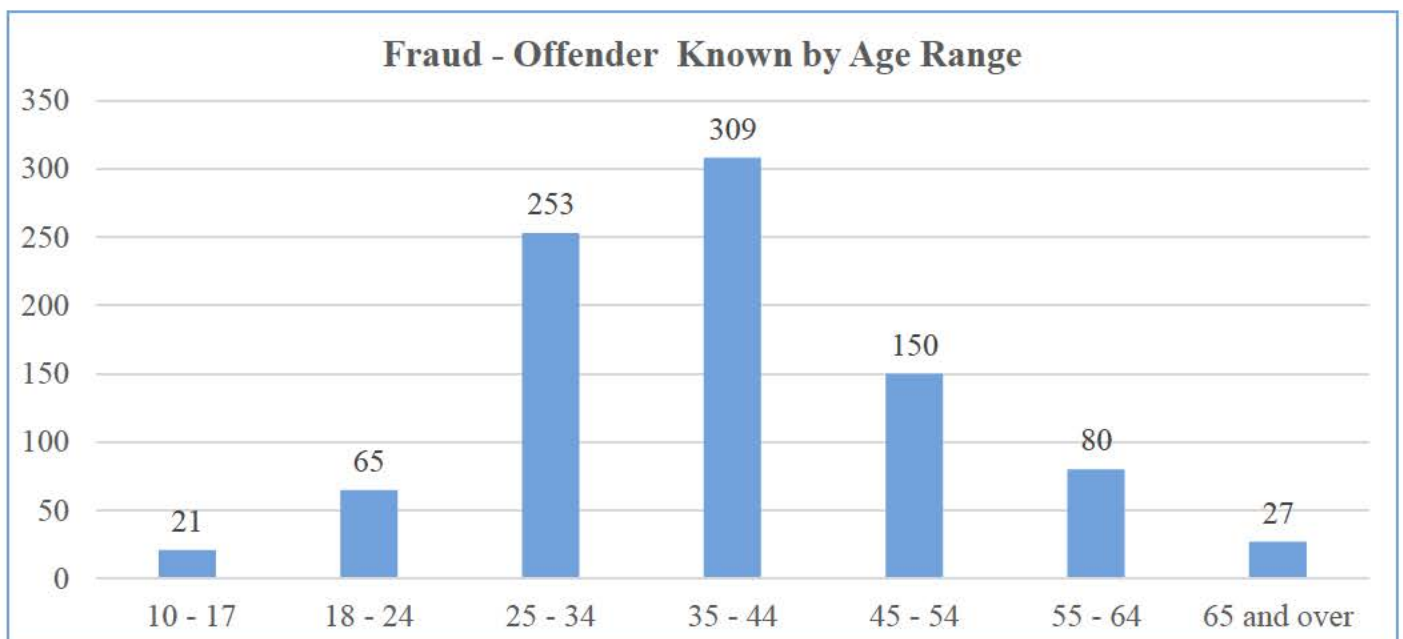
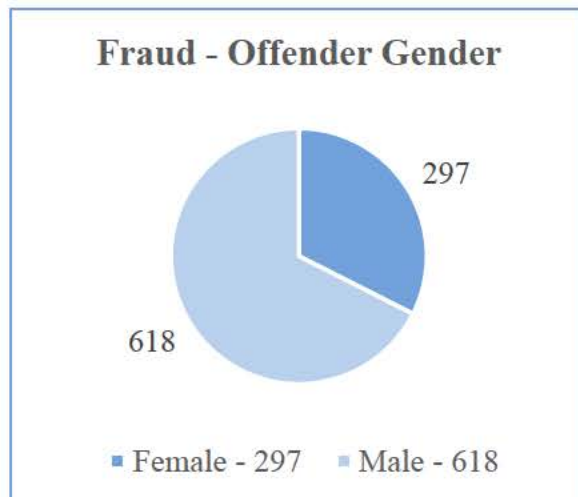
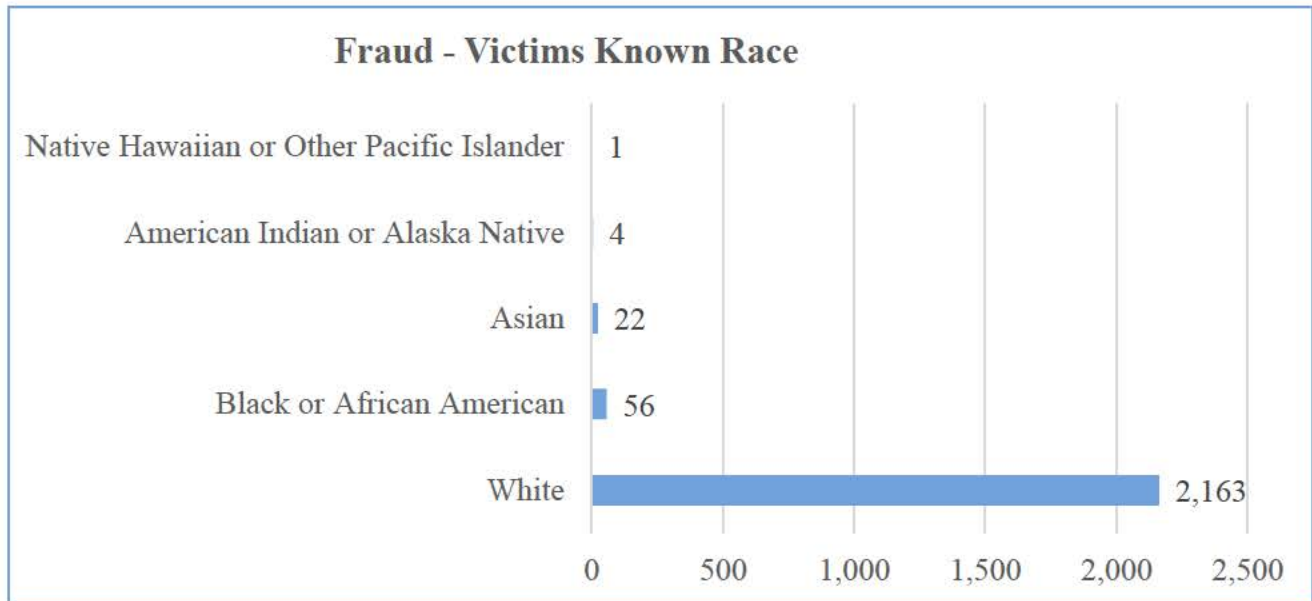
Fraud - Victim Gender



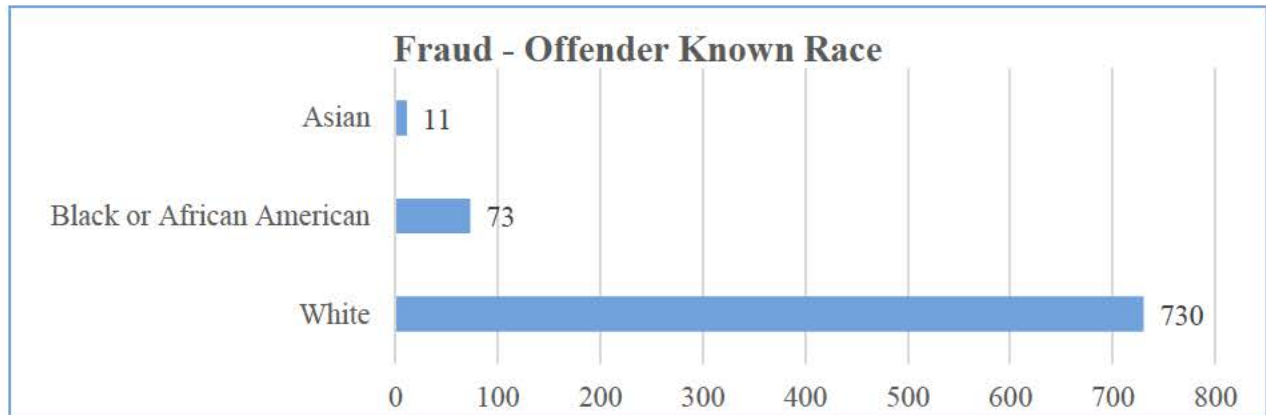
Fraud - Victims Known by Age Range



Fraud



Fraud



Fraud Offenses by County

Offense Type	False Pretenses/Swindle/Confidence Game	Credit Card/Automated Teller Machine Fraud	Impersonation	Welfare Fraud	Wire Fraud	Identity Theft	Hacking/Computer Invasion
County							
Androscoggin	114	61	9	1	14	5	--
Aroostook	25	4	8	3	--	--	--
Cumberland	273	166	220	2	40	44	--
Franklin	37	5	--	--	--	--	--
Hancock	41	12	48	--	8	--	--
Kennebec	240	55	3	1	--	2	1
Knox	43	--	--	--	--	--	--
Lincoln	37	7	1	--	2	3	1
Oxford	78	--	2	--	2	--	--
Penobscot	181	20	10	7	2	--	--
Piscataquis	8	--	2	--	--	--	--
Sagadahoc	79	1	--	--	--	--	--
Somerset	74	12	1	--	--	1	--
Waldo	3	--	--	--	--	--	--
Washington	11	--	7	--	--	--	--
York	408	153	6	--	14	24	4
Statewide Organizations	67	9	6	--	10	8	--

Crimes Against Society

Drug Equipment Violations

The unlawful, manufacture, sale, purchase, possession, or transportation of equipment or devices utilized in preparing and/or using drugs or narcotics.

Drug/Narcotic Violations

The unlawful cultivation, manufacture distribution, sale, purchase, use, possession, transportation, or importation of any controlled substance.

Gambling Offenses

To unlawfully bet or wager money or something else of value; assist, promote, or operate a game of chance for money or some other stake; possess or transmit wagering information; manufacture, sell, purchase, possess, or transport gambling equipment, devices, or goods; or tamper with the outcome of a sporting event or contest to gain a gambling advantage.

Pornography/Obscene Material

The violation of laws or ordinances prohibiting the manufacture, publishing (publication), distributing (distribution), sale, purchase, or possession of sexually explicit material deemed legally obscene.

Prostitution

To engage in commercial sex acts for anything of value.

Weapon Law Violations

The violation of laws or ordinances prohibiting the manufacture, sale, purchase, transportation, possession, concealment, or use of firearms, cutting instruments, explosives, incendiary devices, or other deadly weapons.

Animal Cruelty

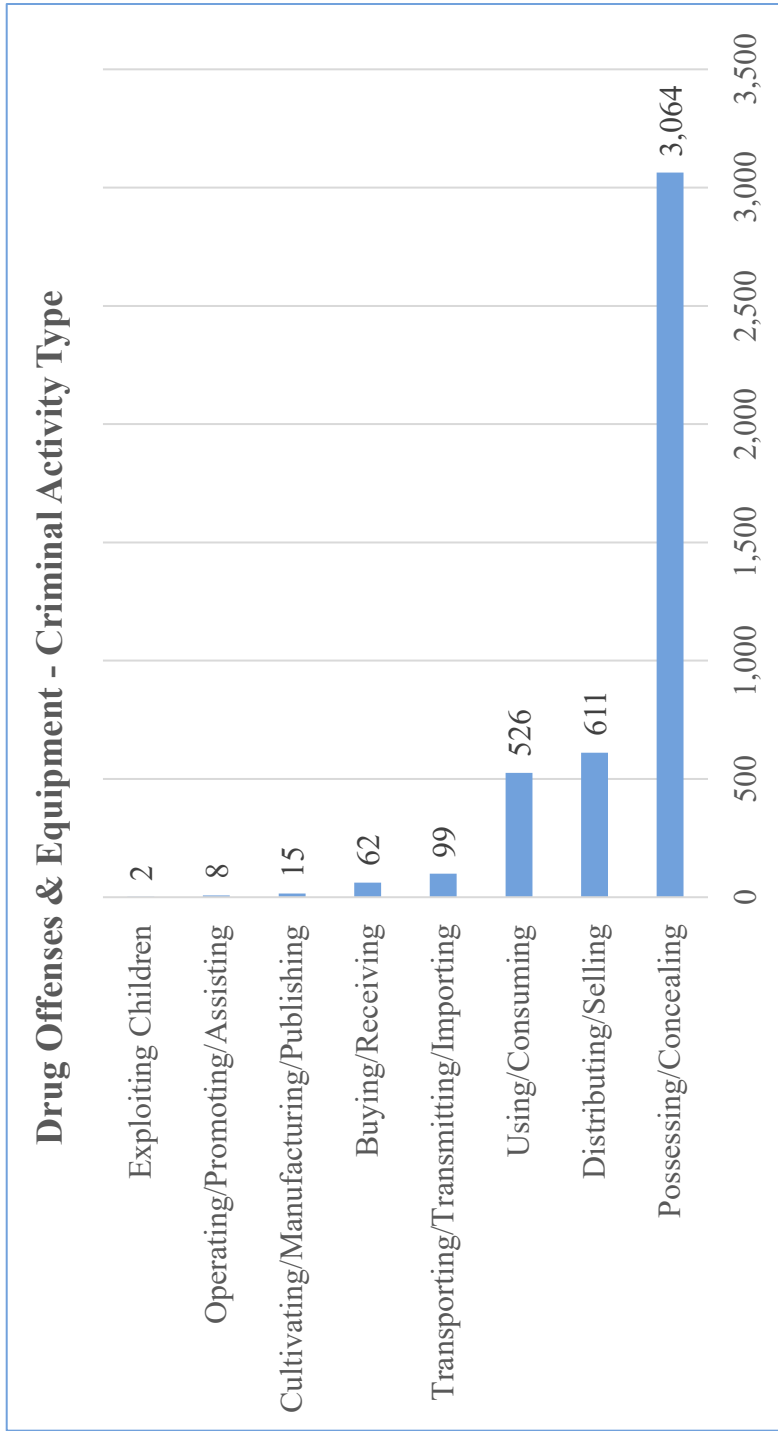
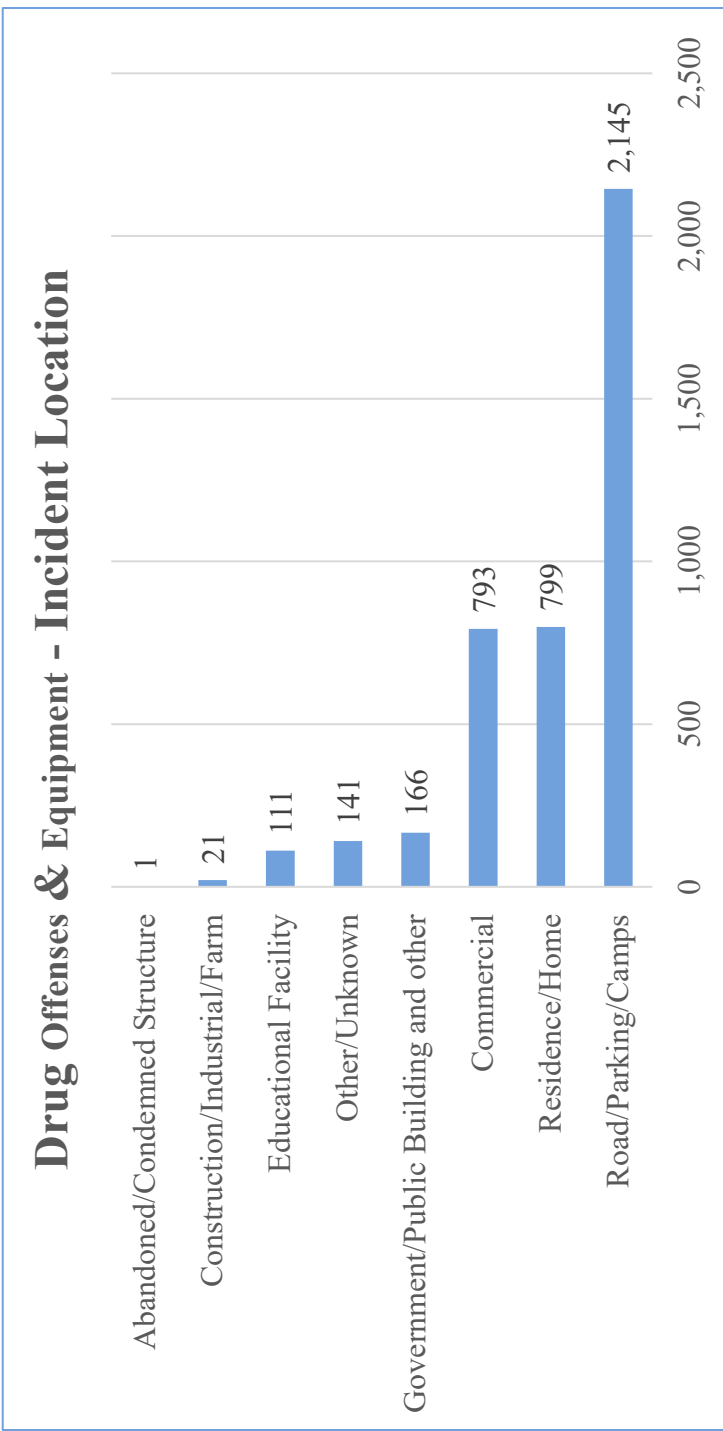
Intentionally, knowingly, or recklessly taking an action that mistreats or kills any animal without just cause, such as torturing, tormenting, mutilation, maiming, poisoning, or abandonment. This definition does not include property maintenance of animals for show or sport, use of animals for food, lawful hunting, fishing or trapping.

Drug/Narcotics & Equipment Violations Crime Rates

Offense Type	2022 Number of Crimes	2022 Crime Rate (per 1,000)	2023 Number of Crimes	2023 Crime Rate (per 1,000)
<i>Crimes Against Society</i>	4,376	3.16	4,897	3.35
Drug/Narcotic Violations	3,533	2.55	4,017	2.75
Drug Equipment Violations	214	0.15	161	0.11
Betting/Wagering	--	--	1	0.00
Operating/Promoting/Assisting Gambling	3	0.00	3	0.00
Gambling Equipment Violations	--	--	1	0.00
Pornography/Obscene Material	179	0.13	205	0.14
Prostitution	27	0.02	26	0.02
Assisting or Promoting Prostitution	10	0.01	33	0.02
Purchasing Prostitution	2	0.00	2	0.00
Weapon Law Violations	359	0.26	386	0.26
Animal Cruelty	49	0.04	62	0.04

Drug/Narcotics & Equipment Violations

*There were 4,177 Drug/Narcotics and Equipment Violations, including attempts, reported by agencies for 2023
There was a total of 5,232 arrests for Drug/Narcotic and Equipment for 2023.*



Drug/Narcotics & Equipment Violations

Drug Type	Number of Drug Incident Reports
Other Narcotics	1,054
Amphetamines/Methamphetamines	973
Crack Cocaine	727
Heroin	505
Cocaine (all forms except Crack)	433
Marijuana	333
Other Depressants	113
Unknown Type Drug	108
Other Hallucinogens	58
Opium	41
Other Stimulants	41
Barbiturates	16
LSD	8
Morphine	4
Hashish	3
PCP	1

Drug Type	Number of Drug Arrests
Other Narcotics	920
Amphetamines/Methamphetamines	862
Crack Cocaine	647
Heroin	444
Cocaine (all forms except Crack)	383
Marijuana	237
Other Depressants	98
Unknown Type Drug	87
Other Hallucinogens	51
Opium	36
Other Stimulants	35
Barbiturates	16
LSD	7
Morphine	4
Hashish	1
PCP	1

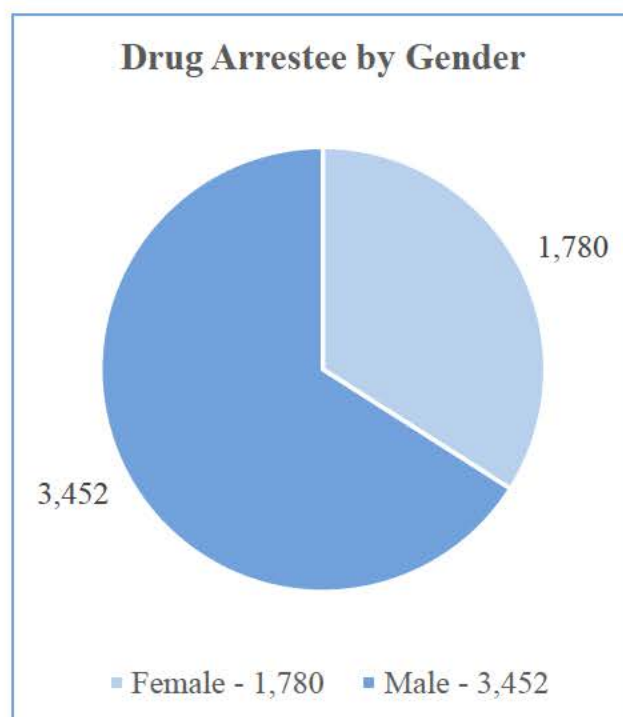
Drug/Narcotics & Equipment Violations Arrestee Information

Drug Type (up to 3 drug types per arrest can be reported)	10 - 17	18 - 24	25 - 34	35 - 44	45 - 54	55 - 64	65 and over	Total:
Amphetamines/Methamphetamines	2	75	304	425	142	44	6	998
Barbiturates	1	1	3	6	1	4	--	16
Cocaine (all forms except Crack)	5	52	134	163	74	31	2	461
Crack Cocaine	3	42	215	296	155	52	6	769
Hashish	--	--	--	--	1	--	--	1
Heroin	4	35	166	214	81	25	2	527
LSD	--	2	4	2	--	--	--	8
Marijuana	126	76	19	22	14	7	--	264
Morphine	--	--	--	2	1	1	--	4
Opium	--	2	14	21	3	2	--	42
Other Depressants	--	8	39	42	18	2	--	109
Other Drugs	11	52	201	235	94	30	4	627
Other Hallucinogens	4	8	14	25	3	1	--	55
Other Narcotics	5	89	322	443	150	41	7	1057
Other Stimulants	--	5	13	16	5	2	--	41
Over 3 Drug Types	--	21	38	54	24	6	1	144
PCP	--	--	--	1	--	--	--	1
Unknown Type Drug	2	12	27	43	18	6	--	108

Drug/Narcotics & Equipment Violations Arrestee Information

Arrestee Gender

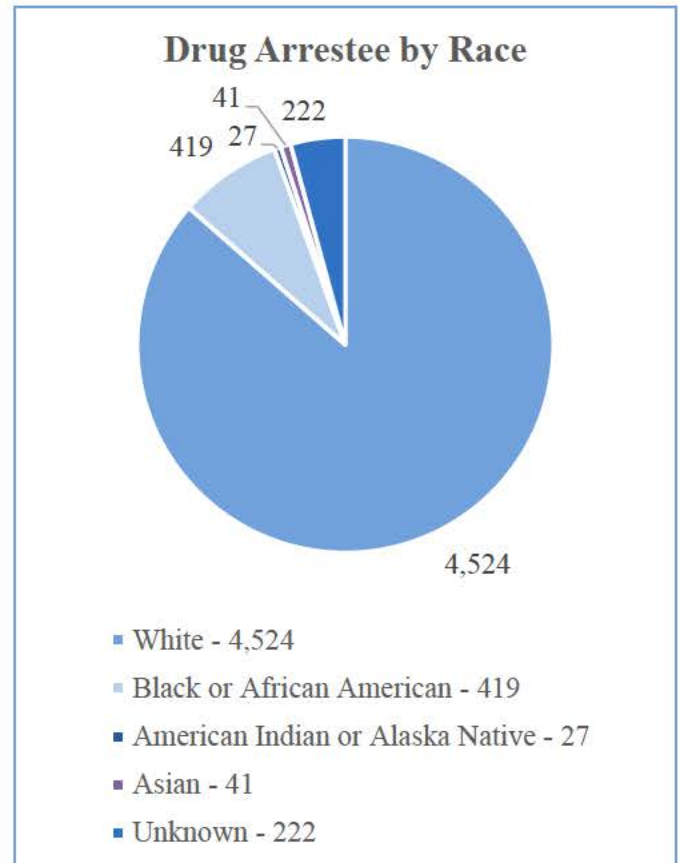
Drug Type	Female	Male
Hashish	--	1
Marijuana	80	184
Crack Cocaine	306	463
Cocaine (all forms except Crack)	136	325
Heroin	192	335
Morphine	2	2
Opium	17	25
Other Narcotics	343	714
Barbiturates	10	6
Other Depressants	40	69
Amphetamines/ Methamphetamines	324	674
Other Stimulants	17	24
LSD	3	5
PCP	--	1
Other Hallucinogens	15	40
Over 3 Drug Types	54	90
Other Drugs	206	421
Unknown Type Drug	35	73



Drug/Narcotics & Equipment Violations

Arrestee Information

Drug Type	White	Black or African American	American Indian or Alaska Native	Asian	Unknown
Hashish	1	--	--	--	--
Marijuana	212	27	1	10	14
Crack Cocaine	635	105	3	6	21
Cocaine (all forms except Crack)	375	63	--	5	18
Heroin	458	24	7	--	38
Morphine	3	--	--	--	1
Opium	41	--	--	--	1
Other Narcotics	921	79	4	9	44
Barbiturates	14	--	--	--	2
Other Depressants	97	6	--	1	5
Amphetamines/ Methamphetamines	893	48	8	4	45
Other Stimulants	40	1	--	--	--
LSD	6	--	--	--	2
PCP	1	--	--	--	--
Other Hallucinogens	48	3	--	1	3
Over 3 Drug Types	125	15	--	2	2
Other Drugs	562	41	3	3	18
Unknown Type Drug	92	7	1	--	8



Gambling Violations

There were 5 incidents/ Arrests for Gambling Violations for 2023.

2 arrests for Operating/Promoting/Assisting Gambling

Offense Type	2022	2023
Betting/Wagering	--	1
Operating/Promoting/Assisting Gambling	3	3
Gambling Equipment Violations	--	1

Arrest Offense for A and B Arrests	Arrestee Gender	Arrestee Race	Arrestee Age	# of Arrestees
Operating/Promoting/Assisting Gambling	Male	White	25 - 34	1
Operating/Promoting/Assisting Gambling	Female	White	35 - 44	1

Pornography/Obscene Material Violations

There were 205 incidents reported for Pornography/Obscene Violations for 2023.

Resulting in 41 arrests.

Incident Date	2022	2023
Pornography/Obscene Material	179	205

Arrestee Age	Arrestee Gender	Arrestee Race	# of Arrestees
10 - 17	Female	White	1
10 - 17	Male	White	3
18 - 24	Female	White	1
18 - 24	Male	White	6
25 - 34	Male	White	14
35 - 44	Male	White	6
45 - 54	Male	White	2
55 - 64	Male	White	6
65 and over	Male	White	2

Prostitution Violations

There were 61 incidents reported for Prostitution Violations for 2023.

Resulting in 43 arrests.

Offense Type	Incident Date 2022	Incident Date 2023
Prostitution	27	26
Assisting or Promoting Prostitution	10	33
Purchasing Prostitution	2	2

Arrestee Age	Arrestee Gender	Arrestee Race	Prostitution	Assisting or Promoting Prostitution	Purchasing Prostitution
18 - 24	Male	White	--	3	--
	Male	Black or African American	--	1	--
25 - 34	Female	White	1	--	--
	Male	White	1	5	--
	Male	Black or African American	2	--	--
35 - 44	Male	White	3	8	1
45 - 54	Female	White	1	--	--
	Male	White	2	7	--
	Male	Asian	1	--	1
55 - 64	Male	White	1	5	--

Weapon Law Violations

There were 386 incidents reported for Weapon Law Violations for 2023.

Resulting in 142 arrests.

Incident Date	2022	2023
Weapon Law Violations	359	386

Arrestee Age	Arrestee Gender	Arrestee Race	Weapon Law Arrests
10 - 17	Male	White	9
		Black or African American	2
		Unknown	1
18 - 24	Female	White	1
		Black or African American	1
	Male	White	17
		Black or African American	7
25 - 34	Female	White	3
	Male	White	31
		Black or African American	7
35 - 44	Female	White	4
	Male	White	29
		Black or African American	4
		Unknown	1
45 - 54	Female	Unknown	1
	Male	White	8
		Black or African American	2
55 - 64	Female	White	2
		Unknown	1
	Male	White	7
		Black or African American	1
		Unknown	1
65 and over	Male	White	2

Animal Cruelty Violations

There were 62 incidents reported for Animal Cruelty Violations for 2023.

Resulting in 29 arrests.

Incident Date	2022	2023
Animal Cruelty	49	62

Arrestee Age	Arrestee Gender	Arrestee Race	Animal Cruelty Arrests
10 - 17	Female	White	1
	Male	White	2
18 - 24	Female	White	2
	Male	White	1
25 - 34	Female	White	4
	Male	White	2
35 - 44	Female	White	2
		Black or African American	1
	Male	White	2
		Unknown	1
45 - 54	Female	White	1
	Male	White	2
		Black or African American	1
		Unknown	1
55 - 64	Female	White	2
65 and over	Female	White	1
	Male	White	3

Crimes Against Society Report by County

Jurisdiction by Geography	Narcotic/Equipment Violations	Gambling Offenses	Pornography/Obscene Material	Prostitution Offenses	Weapon Law Violations	Animal Cruelty
Androscoggin	483	--	5	3	79	13
Aroostook	193	--	6	--	18	7
Cumberland	705	1	27	35	56	20
Franklin	68	--	4	2	8	--
Hancock	99	--	5	1	9	4
Kennebec	377	3	8	3	36	1
Knox	43	--	--	--	5	--
Lincoln	45	--	10	1	12	1
Oxford	205	--	3	15	30	3
Penobscot	544	--	8	1	32	3
Piscataquis	46	--	--	--	4	--
Sagadahoc	40	--	1	--	6	--
Somerset	147	--	6	--	11	--
Waldo	34	--	--	--	4	1
Washington	42	--	3	--	5	2
York	524	1	29	--	35	4
Statewide Organizations	582	--	89	--	36	3

Arrests

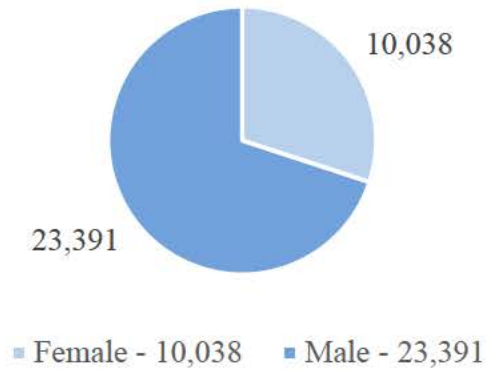
Arrests

In 2023 there were a total of 33,429 arrests reported for both Group A and Group B offenses.

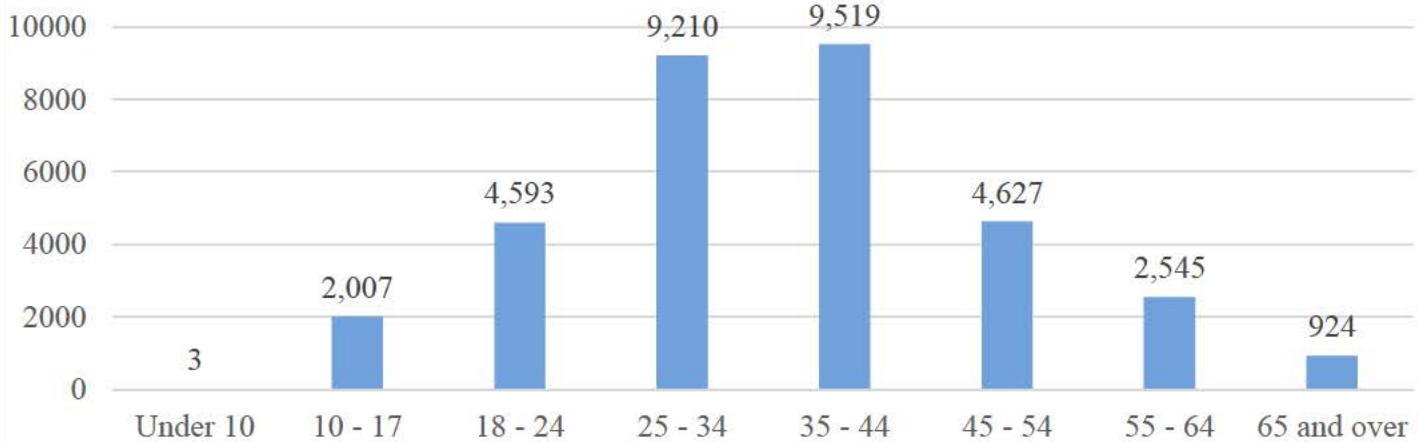
6% of arrests made were Juveniles (under 18)

94% arrests made were Adults (18 and over)

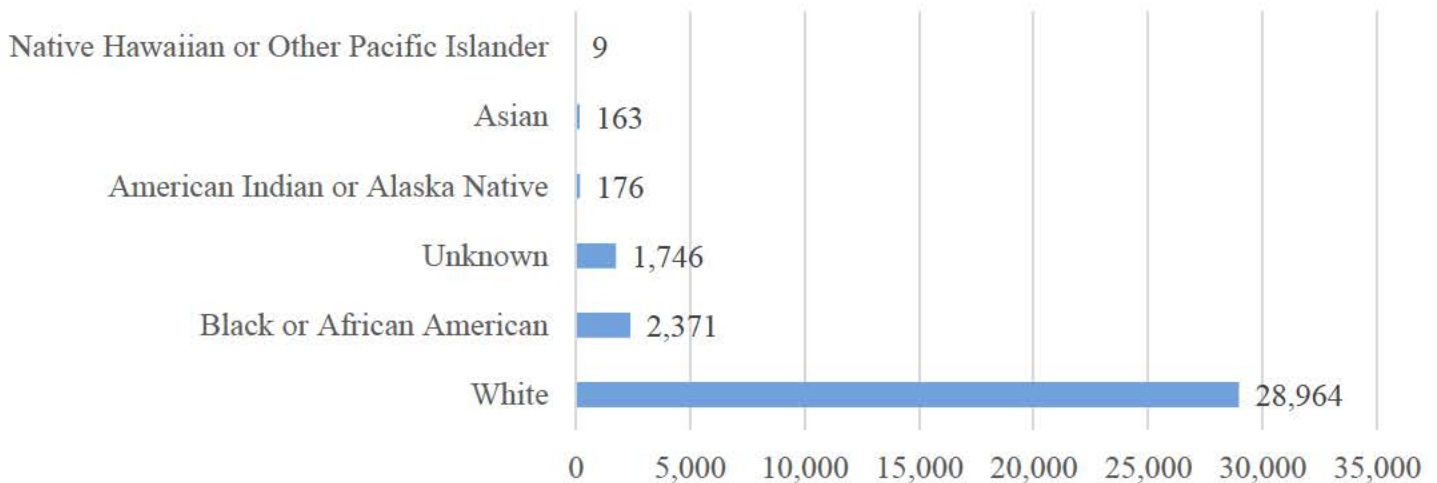
Adult & Juvenile Arrest Gender Totals



Adult & Juvenile Age Range Arrest Totals



Adult & Juvenile Arrest Race Totals



2023 All Arrests by Offense

Crimes Against Person	Number of Arrestees	Percentage of Overall Crime Against Person Arrests
Simple Assault	3,610	68.04%
Intimidation	988	18.62%
Aggravated Assault	526	9.92%
Fondling	73	1.38%
Rape	51	0.96%
Murder and Nonnegligent Manslaughter	25	0.47%
Kidnapping/Abduction	11	0.21%
Statutory Rape	8	0.15%
Negligent Manslaughter	6	0.11%
Sodomy	3	0.06%
Incest	3	0.06%
Sexual Assault With An Object	1	0.02%

Totals: 5,305

Crimes Against Property	Number of Arrestees	Percentage of Overall Crime Against Person Arrests
All Other Larceny	2,459	41.02%
Shoplifting	1,165	19.44%
Destruction/Damage/Vandalism of Property	959	16.00%
Burglary/Breaking & Entering	428	7.14%
Motor Vehicle Theft	274	4.57%
False Pretenses/Swindle/Confidence Game	156	2.60%
Counterfeiting/Forgery	114	1.90%
Stolen Property Offenses	92	1.54%
Theft From Motor Vehicle	85	1.42%
Theft From Building	81	1.35%
Robbery	65	1.09%
Arson	46	0.77%
Credit Card/Automated Teller Machine Fraud	24	0.40%
Impersonation	16	0.27%
Embezzlement	10	0.17%
Welfare Fraud	8	0.13%

All Arrests by Offense

Crimes Against Property Cont.	Number of Arrestees	Percentage of Overall Crime Against Person Arrests
Pocket-picking	3	0.05%
Wire Fraud	2	0.03%
Identity Theft	2	0.03%
Theft of Motor Vehicle Parts/Accessories	2	0.03%
Extortion/Blackmail	1	0.02%
Purse-snatching	1	0.02%
Theft From Coin Operated Machine or Device	1	0.02%
Totals:	5,994	

Crimes Against Society	Number of Arrestees	Percentage of Overall Crime Against Person Arrests
Drug/Narcotic Violations	3,055	90.90%
Weapon Law Violations	143	4.25%
Pornography/Obscene Material	67	1.99%
Animal Cruelty	30	0.89%
Assisting or Promoting Prostitution	29	0.86%
Drug Equipment Violations	19	0.57%
Prostitution	14	0.42%
Operating/Promoting/Assisting Gambling	2	0.06%
Purchasing Prostitution	2	0.06%
Total:	3,361	

Group B Arrests	Number of Arrestees	Percentage of Overall Arrests for Part B Crimes
All Other Offenses	11,320	60.31%
Driving Under the Influence	4,534	24.16%
Trespass of Real Property	1,213	6.46%
Disorderly Conduct	781	4.16%
Liquor Law Violations	767	4.09%
Family Offenses (Nonviolent)	102	0.54%
Bad Checks	45	0.24%
Drunkenness	4	0.02%
Curfew/Loitering/Vagrancy Violations	3	0.02%
Total:	18,76	

All Arrests by Age Range/Offense

Crimes Against Person	Under 10	10 - 17	18 - 24	25 - 34	35 - 44	45 - 54	55 - 64	65 and over
Simple Assault	1	420	497	954	883	476	282	97
Murder and Nonnegligent Manslaughter	--	--	1	11	4	3	2	3
Negligent Manslaughter	--	1	1	2	1	1	--	--
Kidnapping/Abduction	--	--	--	5	2	3	1	--
Rape	--	9	11	8	10	8	3	2
Sodomy	--	1	--	1	1	--	--	--
Sexual Assault with An Object	--	--	--	--	--	--	1	--
Fondling	--	10	10	8	9	13	10	13
Incest	--	--	1	--	1	--	--	1
Statutory Rape	--	--	3	--	3	1	--	1
Aggravated Assault	--	33	78	159	140	77	26	13
Intimidation	--	107	138	229	232	132	102	48
Totals:	1	581	740	1,377	1,286	714	427	178

Crimes Against Property	Under 10	10 - 17	18 - 24	25 - 34	35 - 44	45 - 54	55 - 64	65 and over
Arson	--	14	5	9	7	8	2	1
Burglary/Breaking & Entering	--	86	54	102	130	41	14	1
Counterfeiting/Forgery	--	7	13	31	40	16	5	2
Embezzlement	--	--	1	4	4	--	1	--
Extortion/Blackmail	--	--	--	--	--	1	--	--
False Pretenses/Swindle/Confidence Game	--	2	15	36	50	24	23	6
Credit Card/Automated Teller Machine Fraud	--	1	1	11	10	1	--	--
Impersonation	--	--	6	1	5	1	2	1
Welfare Fraud	--	--	--	2	4	1	--	1
Wire Fraud	--	--	--	--	1	--	1	--

All Arrests by Age Range/Offense

Crimes Against Property	Under 10	10 - 17	18 - 24	25 - 34	35 - 44	45 - 54	55 - 64	65 and over
Identity Theft	--	--	1	--	1	--	--	--
Robbery	--	6	19	17	17	5	1	--
Pocket-picking	--	--	1	--	--	2	--	--
Purse-snatching	--	--	1	--	--	--	--	--
Shoplifting	--	84	160	304	359	151	82	25
Theft From Building	--	10	5	15	31	7	11	2
Theft From Coin Operated Machine or Device	--	--	--	--	--	1	--	--
Theft From Motor Vehicle	--	10	5	32	25	8	4	1
Theft of Motor Vehicle Parts/Accessories	--	--	--	--	--	1	1	--
All Other Larceny	--	176	317	685	706	352	169	54
Motor Vehicle Theft	--	55	23	80	73	37	5	1
Stolen Property Offenses	--	5	13	22	36	11	5	--
Destruction/Damage/Vandalism of Property	1	200	160	231	198	96	53	20
Totals:	1	656	800	1,582	1,697	764	379	115

Crimes Against Society	Under 10	10 - 17	18 - 24	25 - 34	35 - 44	45 - 54	55 - 64	65 and over
Drug/Narcotic Violations	--	126	285	845	1,150	473	157	19
Drug Equipment Violations	--	3	2	5	5	3	1	--
Operating/Promoting/Assisting Gambling	--	--	--	1	1	--	--	--
Pornography/Obscene Material	--	6	14	20	11	3	8	5
Prostitution	--	--	--	4	3	5	1	1
Assisting or Promoting Prostitution	--	--	4	5	8	7	5	--
Purchasing Prostitution	--	--	--	--	1	1	--	--
Weapon Law Violations	--	12	26	41	38	11	13	2
Animal Cruelty	--	3	3	7	6	5	2	4
Totals:	0	150	334	928	1,223	508	187	31

All Arrests by Age Range/Offense

Group B Arrests	Under 10	10 - 17	18 - 24	25 - 34	35 - 44	45 - 54	55 - 64	65 and over
All Other Offenses	1	238	1,422	3,418	3,556	1,572	821	291
Bad Checks	--	--	3	20	16	4	1	1
Curfew/Loitering/Vagrancy Violations	--	2	1	--	--	--	--	--
Disorderly Conduct	--	70	86	208	199	114	71	32
Driving Under the Influence	--	32	669	1,302	1,137	678	504	211
Drunkenness	--	1	1	1	--	--	--	1
Family Offenses (Nonviolent)	--	4	10	40	27	12	5	4
Liquor Law Violations	--	193	415	36	48	32	34	8
Trespass of Real Property	--	80	112	297	328	228	116	52

Totals: 1 620 2,719 5,322 5,311 2,640 1,552 600

All Arrests by Race

Crimes Against Person	White	Black or African American	American Indian or Alaska Native	Asian	Unknown
Simple Assault	3,133	264	20	16	177
Intimidation	845	73	5	5	60
Aggravated Assault	428	64	3	1	30
Fondling	63	3	--	1	6
Rape	40	2	--	1	8
Murder and Nonnegligent Manslaughter	16	5	--	--	4
Kidnapping/Abduction	8	3	--	--	--
Statutory Rape	8	--	--	--	--
Negligent Manslaughter	6	--	--	--	--
Sodomy	3	--	--	--	--
Incest	3	--	--	--	--
Sexual Assault with An Object	1	--	--	--	--

Totals: 4,554 414 28 24 285

All Arrests by Race

Crimes Against Property	White	Black or African American	American Indian or Alaska Native	Asian	Unknown
All Other Larceny	2,182	102	20	14	141
Shoplifting	1,050	77	2	6	30
Destruction/Damage/Vandalism of Property	853	48	2	6	50
Burglary/Breaking & Entering	388	21	5	2	12
Motor Vehicle Theft	232	33	4	--	5
False Pretenses/Swindle/Confidence Game	130	18	--	2	6
Counterfeiting/Forgery	90	16	1	--	7
Theft From Motor Vehicle	77	5	2	1	--
Theft From Building	72	7	--	1	1
Stolen Property Offenses	70	9	1	--	12
Robbery	46	17	--	--	2
Arson	38	1	2	--	5
Credit Card/Automated Teller Machine Fraud	22	2	--	--	--
Impersonation	14	--	--	--	2
Embezzlement	8	1	--	--	1
Welfare Fraud	8	--	--	--	--
Pocket-picking	3	--	--	--	--
Identity Theft	2	--	--	--	--
Extortion/Blackmail	1	--	--	--	--
Wire Fraud	1	1	--	--	--
Purse-snatching	1	--	--	--	--
Theft From Coin Operated Machine or Device	1	--	--	--	--
Theft of Motor Vehicle Parts/Accessories	1	1	--	--	--
Totals:	5,290	359	39	32	274

All Arrests by Race

Crimes Against Society	White	Black or African American	American Indian or Alaska Native	Asian	Unknown
Drug/Narcotic Violations	2,624	221	16	25	169
Weapon Law Violations	114	24	--	--	5
Pornography/Obscene Material	50	--	--	--	17
Assisting or Promoting Prostitution	28	1	--	--	--
Animal Cruelty	26	2	--	--	2
Drug Equipment Violations	19	--	--	--	--
Prostitution	9	2	--	1	2
Operating/Promoting/Assisting Gambling	2	--	--	--	--
Purchasing Prostitution	1	--	--	1	--
Totals:	2,873	250	16	27	195

Part B Arrests	White	Black or African American	American Indian or Alaska Native	Asian	Native Hawaiian or Other Pacific Islander	Unknown
All Other Offenses	9,828	873	53	42	5	519
Driving Under the Influence	3,906	231	21	24	3	349
Trespass of Real Property	1,051	104	9	6	--	43
Liquor Law Violations	668	57	3	5	1	33
Disorderly Conduct	662	68	7	3	--	41
Family Offenses (Nonviolent)	87	9	--	--	--	6
Bad Checks	38	6	--	--	--	1
Drunkenness	4	--	--	--	--	--
Curfew/Loitering/Vagrancy Violations	3	--	--	--	--	--
Totals:	16,247	1,348	93	80	9	992

All Arrests by Gender

Crimes Against Person	Female	Male
Simple Assault	1,170	2,440
Intimidation	163	825
Aggravated Assault	75	451
Fondling	4	69
Kidnapping/Abduction	3	8
Murder and Nonnegligent Manslaughter	2	23
Negligent Manslaughter	1	5
Statutory Rape	1	7
Rape	--	51
Sodomy	--	3
Sexual Assault with An Object	--	1
Incest	--	3
Totals:	1,419	3,886

Crimes Against Property	Female	Male
All Other Larceny	1,050	1,409
Shoplifting	517	648
Destruction/Damage/Vandalism of Property	194	765
Motor Vehicle Theft	75	199
Burglary/Breaking & Entering	69	359
False Pretenses/Swindle/Confidence Game	38	118
Theft From Building	32	49
Counterfeiting/Forgery	29	85
Stolen Property Offenses	22	70
Theft From Motor Vehicle	19	66
Arson	16	30
Credit Card/Automated Teller Machine Fraud	13	11
Robbery	8	57
Embezzlement	6	4
Impersonation	3	13
Welfare Fraud	3	5
Pocket-picking	2	1

All Arrests by Gender

Part A Arrests

Crimes Against Property Cont.	Female	Male
Extortion/Blackmail	1	--
Wire Fraud	1	1
Identity Theft	1	1
Purse-snatching	--	1
Theft From Coin Operated Machine or Device	--	1
Theft of Motor Vehicle Parts/Accessories	--	2
Totals:	2,099	3,895

Crimes Against Society	Female	Male
Drug/Narcotic Violations	1,075	1,980
Animal Cruelty	14	16
Weapon Law Violations	13	130
Drug Equipment Violations	7	12
Pornography/Obscene Material	3	64
Prostitution	2	12
Operating/Promoting/Assisting Gambling	1	1
Assisting or Promoting Prostitution	--	29
Purchasing Prostitution	--	2
Totals:	1,115	2,246

Part B Arrests	Female	Male
All Other Offenses	3,201	8,119
Driving Under the Influence	1,312	3,222
Trespass of Real Property	356	857
Liquor Law Violations	274	493
Disorderly Conduct	202	578
Family Offenses (Nonviolent)	43	59
Bad Checks	17	28
Curfew/Loitering/Vagrancy Violations	--	3
Drunkenness	--	4
Totals:	5,405	13,363

2023 Group A & B Arrests by Month

Arrest Offense for A and B Arrests	Jan	Feb	Mar	Apr	May	Jun	Jul	Aug	Sep	Oct	Nov	Dec
Crimes Against Person	408	387	415	409	449	471	485	484	446	474	472	405
Murder / Nonnegligent Manslaughter	3	2	--	2	--	2	3	--	4	1	7	1
Negligent Manslaughter	1	--	2	--	--	1	2	--	--	--	--	--
Kidnapping/Abduction	3	2	1	--	--	2	1	1	--	--	1	--
Rape	4	4	2	5	5	3	1	4	4	6	6	7
Sodomy	--	--	1	1	--	1	--	--	--	--	--	--
Sexual Assault with An Object	--	1	--	--	--	--	--	--	--	--	--	--
Fondling	7	7	6	11	2	7	7	8	4	8	3	3
Incest	--	1	--	1	--	--	--	1	--	--	--	--
Statutory Rape	--	1	3	1	1	--	--	--	1	--	--	1
Aggravated Assault	52	42	44	43	43	42	51	38	48	47	39	37
Simple Assault	279	258	280	271	315	323	317	346	295	320	328	278
Intimidation	59	69	76	74	83	90	103	86	90	92	88	78
Crimes Against Property	530	448	506	494	479	559	542	537	538	483	414	464
Arson	2	1	5	4	6	6	6	3	4	6	3	--
Burglary/Breaking & Entering	31	32	23	36	31	45	49	35	40	42	31	33
Counterfeiting/Forgery	5	7	12	9	14	13	10	4	8	11	12	9
Destruction/Damage/Vandalism of Property	86	66	82	82	72	84	99	65	102	79	66	76
Embezzlement	1	1	1	2	1	1	1	1	1	--	--	--
Extortion/Blackmail	--	--	--	--	--	1	--	--	--	--	--	--
False Pretenses/Swindle/Confidence Game	14	15	15	6	14	14	11	15	9	11	18	14

2023 Group A & B Arrests by Month (cont.)

Arrest Offense for A and B Arrests	Jan	Feb	Mar	Apr	May	Jun	Jul	Aug	Sep	Oct	Nov	Dec
Credit Card/Automated Teller Machine Fraud	1	--	2	2	1	5	4	2	--	4	2	1
Impersonation	4	1	--	2	--	1	--	--	2	1	2	3
Welfare Fraud	1	--	--	--	--	1	1	1	1	1	--	2
Wire Fraud	--	1	1	--	--	--	--	--	--	--	--	--
Identity Theft	--	--	1	--	--	--	1	--	--	--	--	--
Robbery	6	1	6	12	5	2	4	6	6	3	4	10
Pocket-picking	--	--	2	--	--	--	1	--	--	--	--	--
Purse-snatching	1	--	--	--	--	--	--	--	--	--	--	--
Shoplifting	100	108	103	102	93	109	87	112	100	76	86	89
Theft From Building	6	4	10	9	5	10	9	3	5	6	8	6
Theft From Coin Operated Machine or Device	1	--	--	--	--	--	--	--	--	--	--	--
Theft From Motor Vehicle	8	5	4	8	6	9	10	8	7	9	5	6
Theft of Motor Vehicle Parts/Accessories	--	--	--	--	--	1	1	--	--	--	--	--
All Other Larceny	226	169	209	202	202	224	220	246	214	202	158	187
Motor Vehicle Theft	20	29	21	15	22	24	22	32	27	23	13	26
Stolen Property Offenses	17	8	9	3	7	9	6	4	12	9	6	2
Crimes Against Society	243	278	328	256	325	304	329	361	263	234	228	212
Drug/Narcotic Violations	222	258	285	223	300	276	308	329	248	218	197	191
Drug Equipment Violations	1	2	1	3	1	3	2	2	--	2	2	--
Operating/Promoting/Assisting Gambling	--	--	--	--	--	--	1	--	--	--	--	1
Pornography/Obscene Material	3	6	4	5	8	4	9	7	6	4	6	5

2023 Group A & B Arrests by Month (cont.)

Arrest Offense for A and B Arrests	Jan	Feb	Mar	Apr	May	Jun	Jul	Aug	Sep	Oct	Nov	Dec
Crimes Against Society	243	278	328	256	325	304	329	361	263	234	228	212
Prostitution	--	--	7	--	--	--	--	3	1	--	2	1
Assisting or Promoting Prostitution	--	--	16	13	--	--	--	--	--	--	--	--
Purchasing Prostitution	--	--	2	--	--	--	--	--	--	--	--	--
Weapon Law Violations	13	11	13	12	14	16	7	14	5	9	16	13
Animal Cruelty	4	1	--	--	2	5	2	6	3	1	5	1
Group B Offenses	1,350	1,269	1,590	1,564	1,754	1,714	1,932	1,824	1,619	1,473	1,380	1,300
Bad Checks	3	4	2	8	3	2	1	1	5	7	6	3
Curfew/Loitering/Vagrancy Violations	--	--	--	1	--	--	--	--	2	--	--	--
Disorderly Conduct	44	50	44	54	72	86	98	98	82	63	60	30
Driving Under the Influence	357	334	371	333	386	397	471	431	406	345	347	356
Drunkenness	--	2	--	--	--	1	1	--	--	--	--	--
Family Offenses (Nonviolent)	7	9	14	10	7	9	5	5	18	10	5	3
Liquor Law Violations	23	55	48	52	89	61	143	114	60	52	33	37
Trespass of Real Property	79	72	96	101	136	91	117	117	107	97	118	82
All Other Offenses	837	743	1,015	1,005	1,061	1,067	1,096	1,058	939	899	811	789
Totals:	2,531	2,382	2,839	2,723	3,007	3,047	3,288	3,206	2,866	2,663	2,491	2,381

2023 Group A & B Arrests by County

Arrest Offense for A and B Arrests by County	Number of Arrestees
Androscoggin	3,936
Aroostook	1,782
Cumberland	6,097
Franklin	935
Hancock	960
Kennebec	3,507
Knox	452
Lincoln	853
Oxford	1,495
Penobscot	3,192
Piscataquis	244
Sagadahoc	581
Somerset	1,389
Waldo	251
Washington	585
York	4,920
Statewide Organizations	2,245

HATE CRIME

Hate Bias

The reported number of hate crime incidents in Maine in 2023 was 54. These incidents involved 63 victims with 41 offenders and resulted in a total of 54 offenses.

Commencing in 1992, law enforcement officers are to report hate crimes as a supplementary report to the UCR program. Under Title 25 sec. 1544, hate crimes are defined as those that “manifest evidence of prejudice based on race, religion, sexual orientation, or ethnicity ...”. On June 26, 1997, disability bias was added to the definition of hate crime, creating two new categories: Anti-Mental Disability and Anti-Physical Disability.

Two new categories are added to Hate Crime Motivation: Gender and Gender Identity. There have also been numerous other additions to Bias Types. Maine’s hate crimes are further reported to the FBI as part of the federal Hate Crimes Statistics Act.

Hate Crime Bias Categories:

Race /Ethnicity/ Ancestry

Anti-American Indian or Alaska
Native Anti-Arab

Anti-Asian

Anti-Black or African
American Anti-Hispanic or
Latino

Anti-Multiple Races Group

Anti-Native Hawaiian or Other Pacific
Islander Anti-Other Race/Ethnicity/Ancestry

Anti-White

Sexual Orientation

Anti-Bisexual Anti-Gay (Male) Anti-Heterosexual
Anti-Lesbian Anti-Lesbian, Gay, Bisexual, or
Transgender (Mixed Group)

Disability

Anti-Mental Disability
Anti-Physical Disability

Religion

Anti-Buddhist
Anti-Catholic

Anti-Eastern Orthodox (Russian, Greek, Other)
Anti-Hindu

Anti-Islamic (Muslim)
Anti-Jehovah’s Witness
Anti-Jewish

Anti-Mormon

Anti-Multiple Religions Group
Anti-Other Christian

Anti-Other Religion
Anti-Protestant
Anti-Sikh

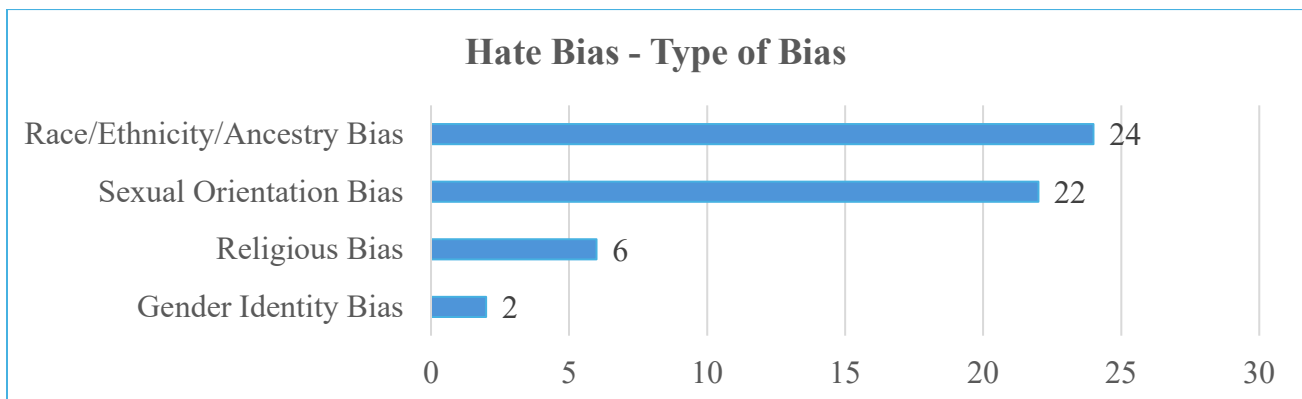
Anti-Atheism/Agnosticism

Gender

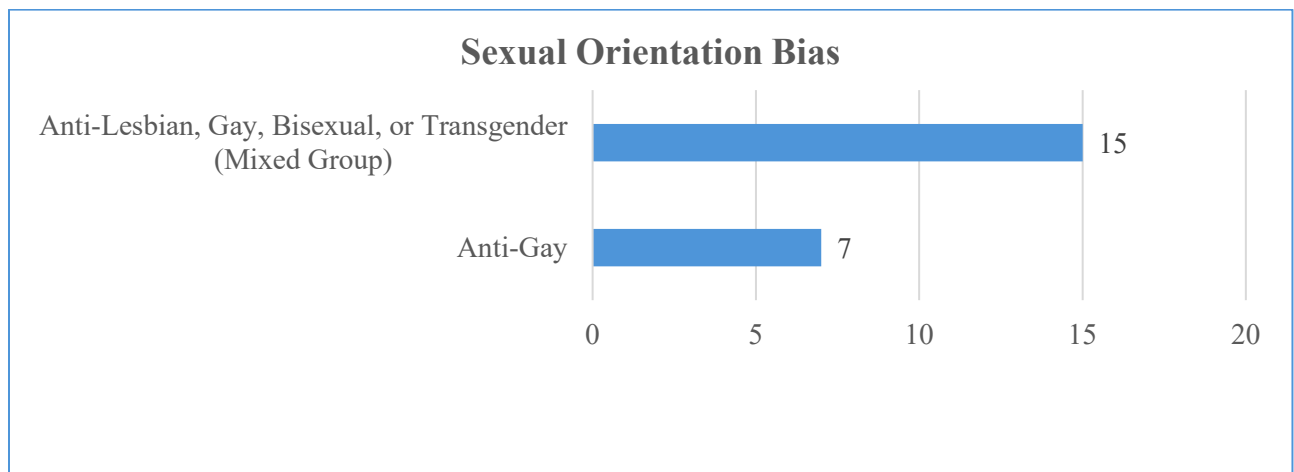
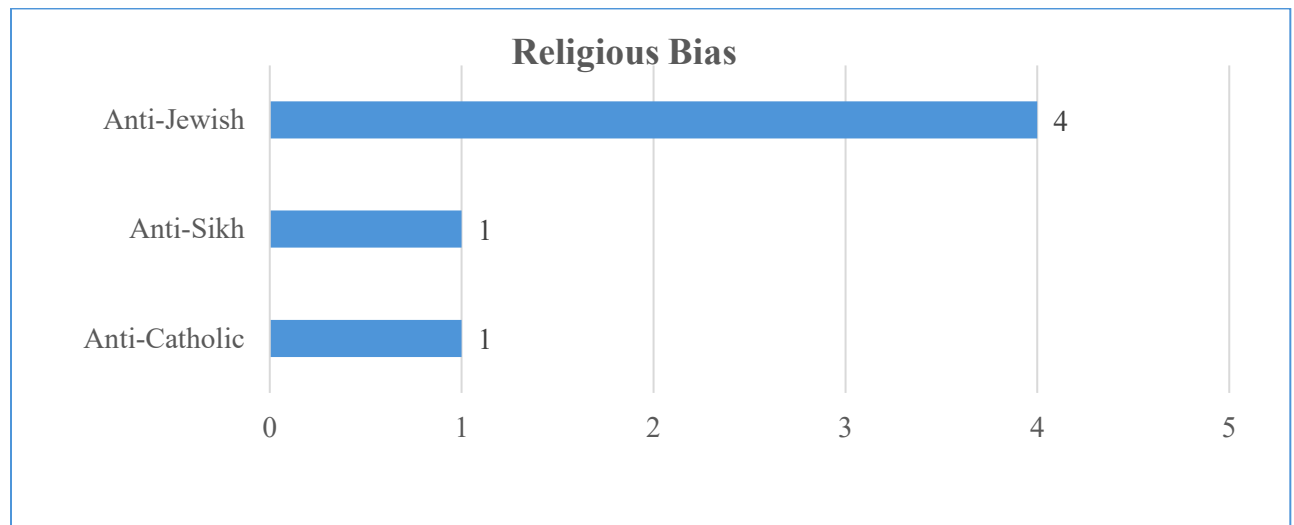
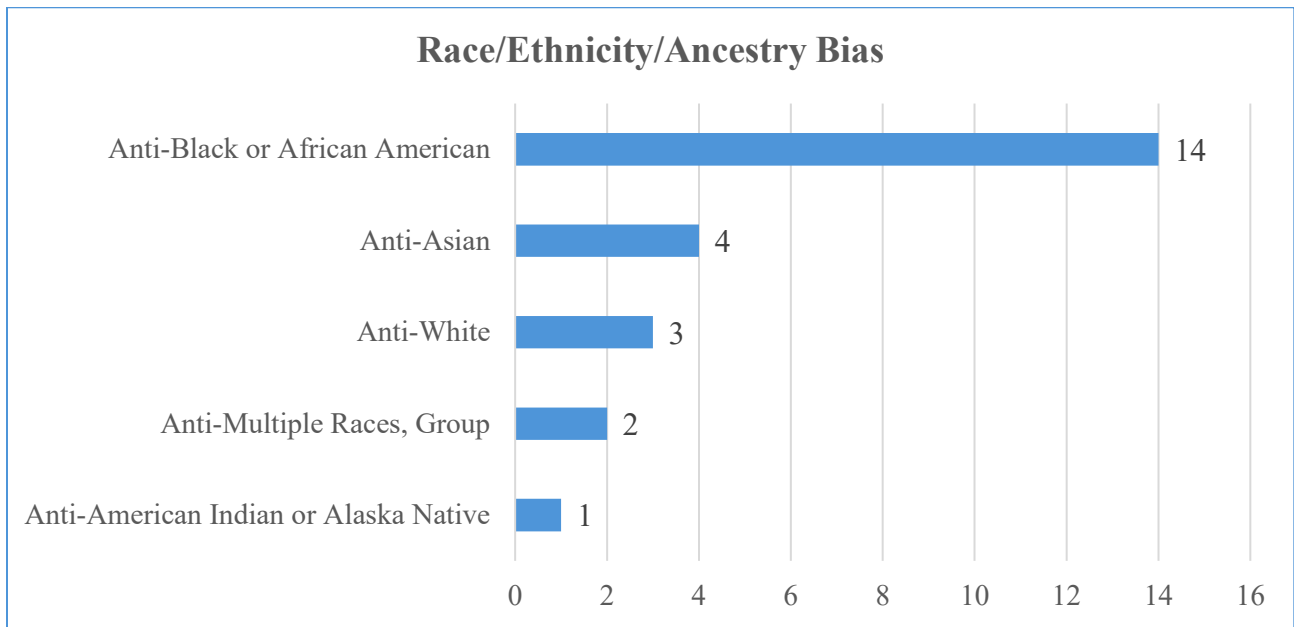
Anti-Female
Anti-Male

Gender Identity Bias

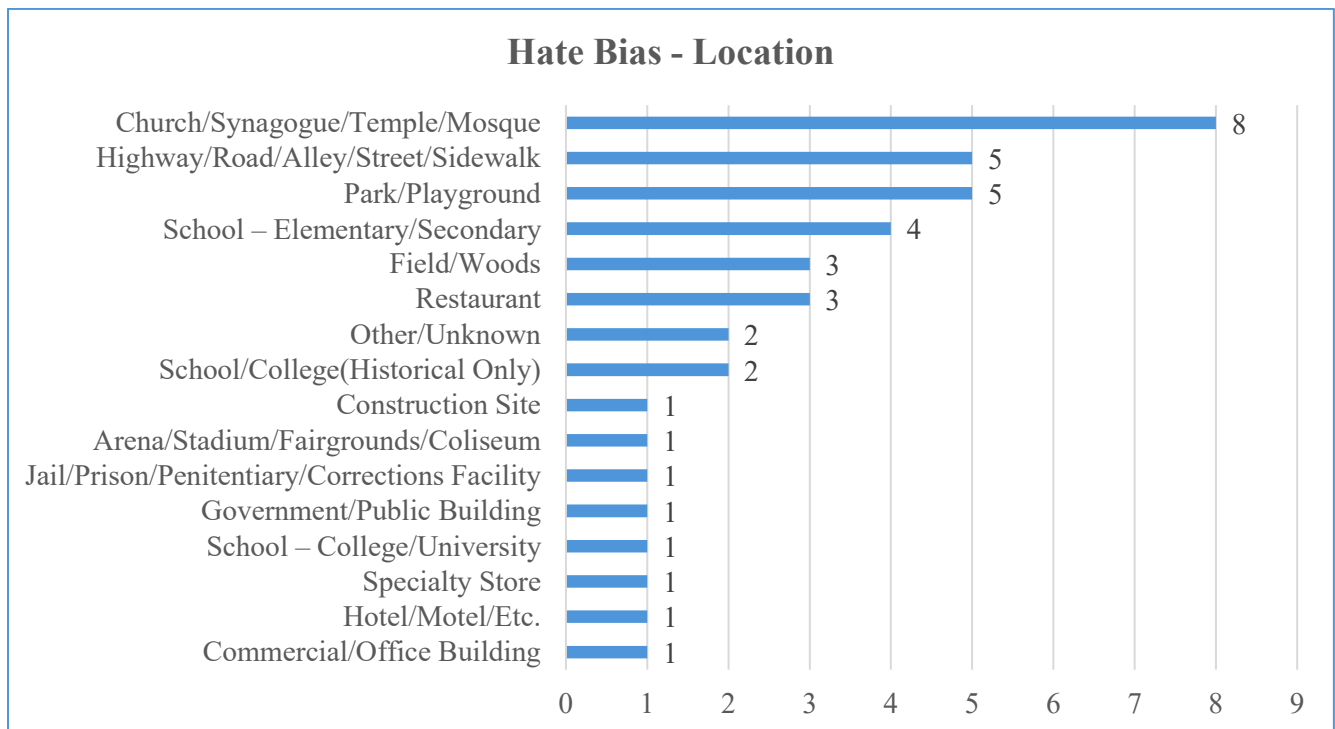
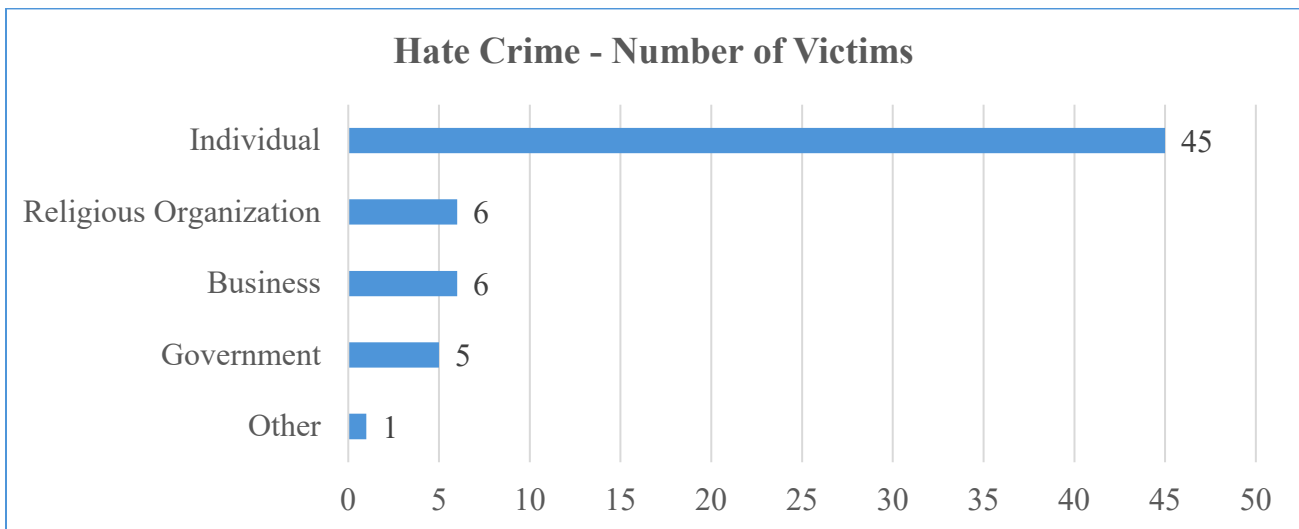
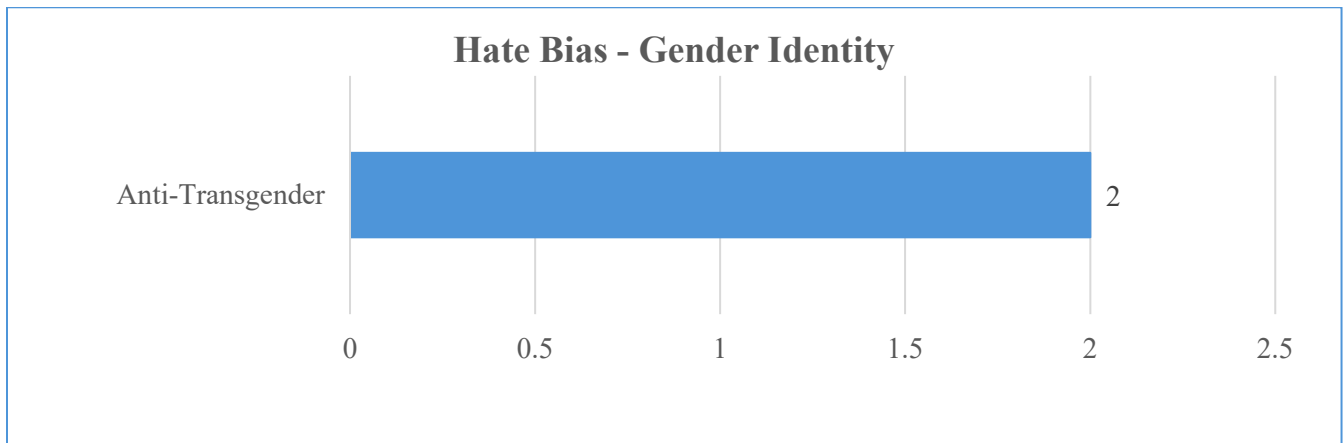
Anti-Gender Nonconforming
Anti-Transgender



Hate Bias



Hate Bias

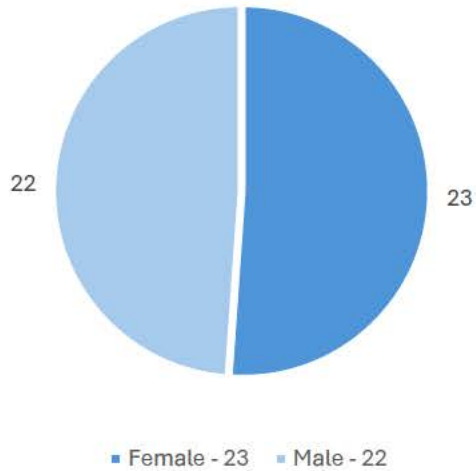


Hate Bias

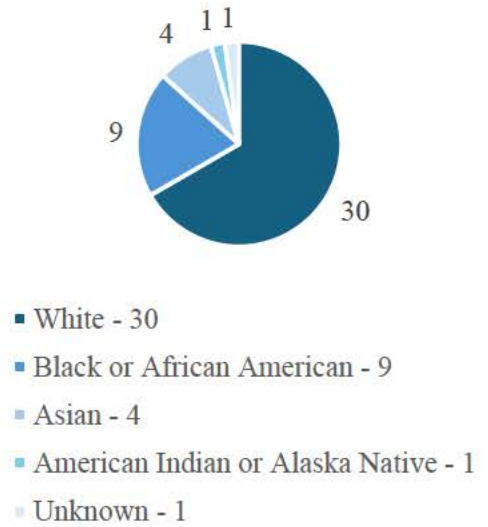
Offense Type	Bias Motivation	# of Incidents Reported
Simple Assault	Anti-White	1
	Anti-Black or African American	3
	Anti-American Indian or Alaska Native	1
	Anti-Asian	1
	Anti-Lesbian, Gay, Bisexual, or Transgender (Mixed Group)	3
Intimidation	Anti-White	1
	Anti-Black or African American	7
	Anti-Asian	2
	Anti-Sikh	1
	Anti-Gay	4
	Anti-Lesbian, Gay, Bisexual, or Transgender (Mixed Group)	3
	Anti-Transgender	2
Burglary/Breaking & Entering	Anti-Asian	3
Destruction/Damage/Vandalism of Property	Anti-White	2
	Anti-Black or African American	6
	Anti-Multiple Races, Group	2
	Anti-Jewish	5
	Anti-Gay	3
	Anti-Lesbian, Gay, Bisexual, or Transgender (Mixed Group)	4
All Other Larceny	Anti-Black or African American	1
	Anti-Catholic	1
	Anti-Lesbian, Gay, Bisexual, or Transgender (Mixed Group)	8

Hate Bias

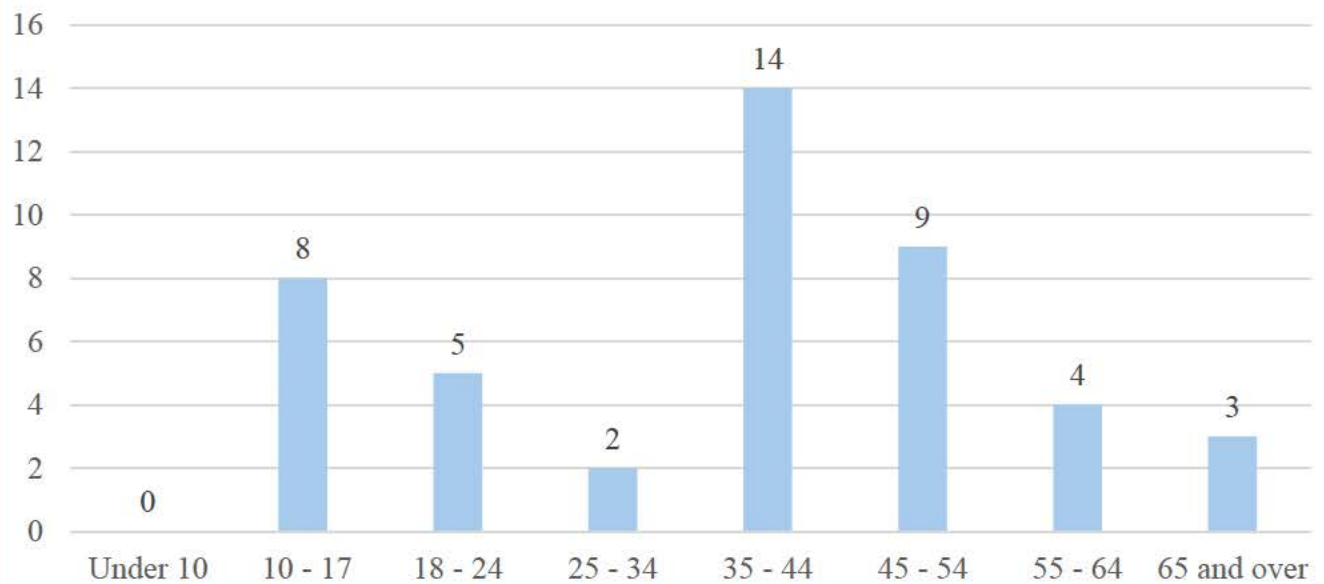
Hate Bias - Victim Gender



Hate Crime - Victim Race

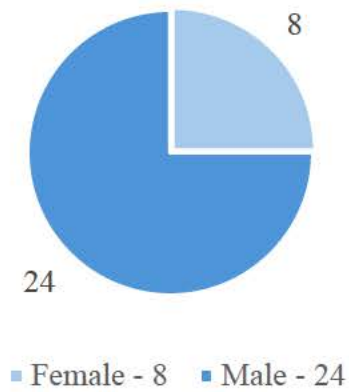


Hate Bias - Victim Age Range

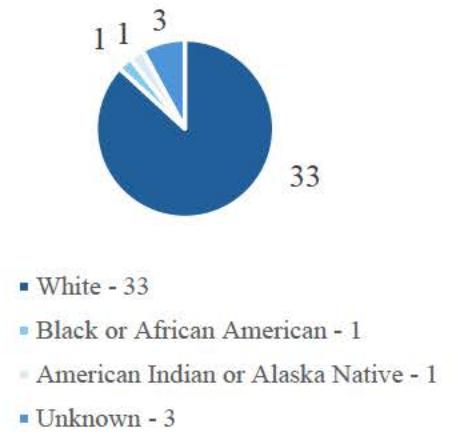


Hate Bias

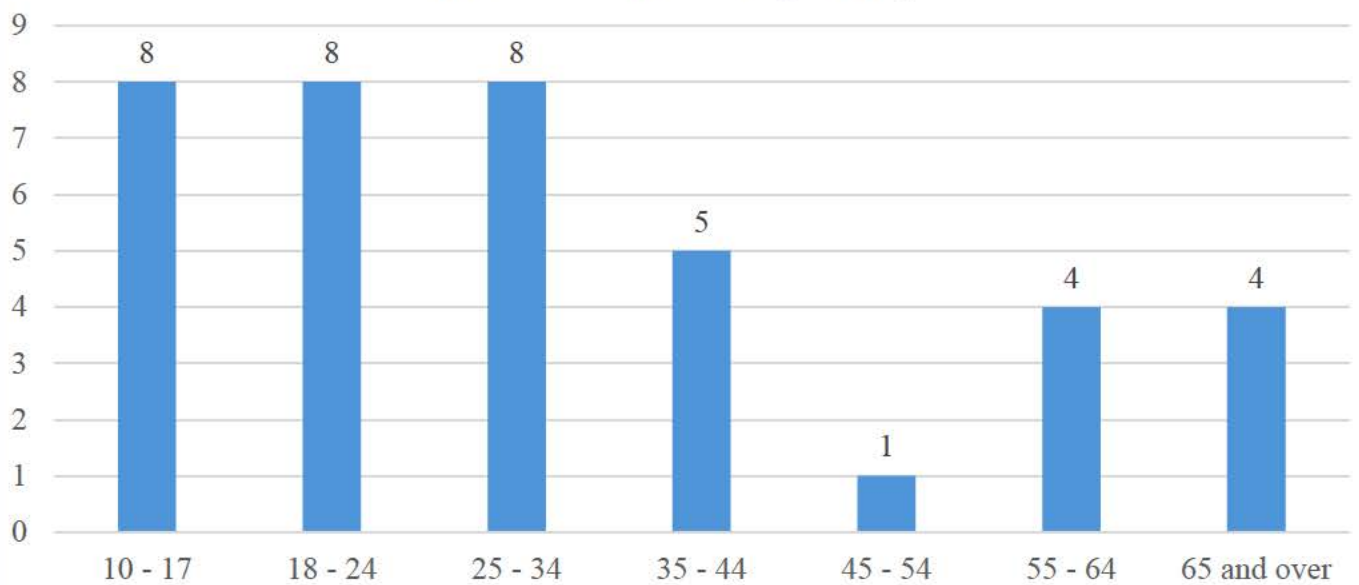
Hate Bias - Offender Gender



Hate Bias - Offender Race



Hate Bias - Offender Age Range



Hate Bias

Reporting Agency	# of Hate Crimes Reported
Caribou PD	1
Fort Kent PD	2
Houlton PD	1
Madawaska PD	1
Presque Isle PD	2
Brunswick PD	1
Cumberland SO	10
Portland PD	3
Windham PD	1
Bar Harbor PD	1
Ellsworth PD	2
Hancock SO	1
Augusta PD	4
Winslow PD	1
Rockland PD	2

Reporting Agency	# of Hate Crimes Reported
Norway PD	1
Oxford SO	1
Bangor PD	3
Newport PD	1
UMO DPS	1
Bath PD	2
Topsham PD	1
Biddeford PD	2
Kennebunk PD	1
Kennebunkport PD	1
North Berwick PD	1
Old Orchard Beach PD	1
Sanford PD	2
York SO	2
Maine State Police	1

Hate Bias

Reporting County:	# of Reported Hate Crimes
Androscoggin	--
Aroostook	7
Cumberland	15
Franklin	--
Hancock	4
Kennebec	5
Knox	2
Lincoln	--
Oxford	2
Penobscot	5
Piscataquis	--
Sagadahoc	3
Somerset	--
Waldo	--
Washington	--
York	10
Statewide Organizations	1

Law Enforcement Officers Killed and Assaulted

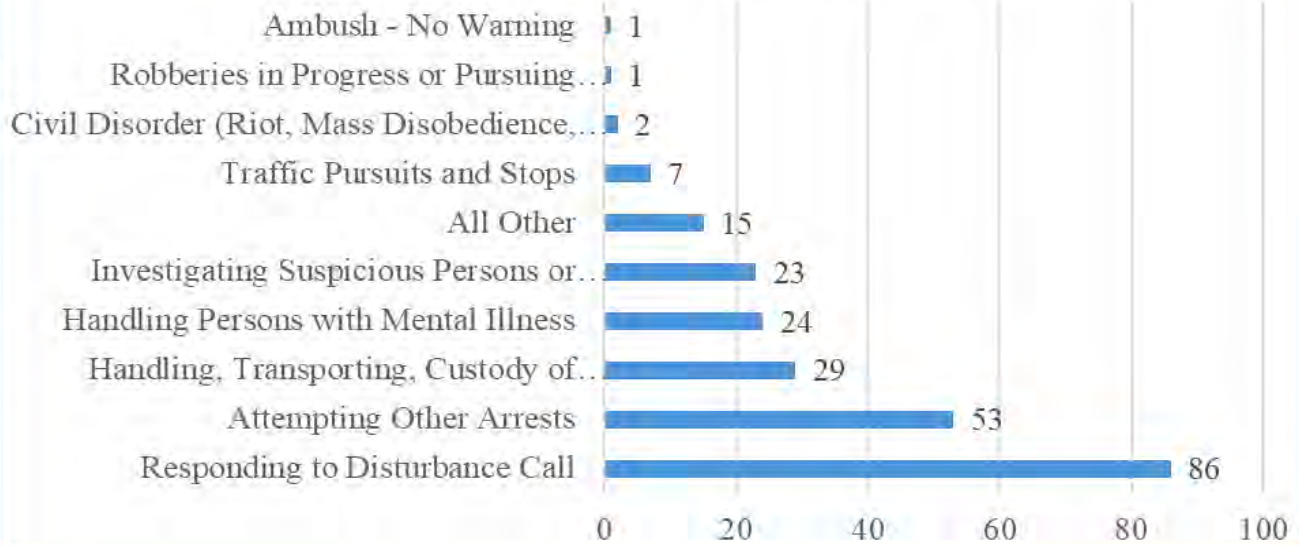
Law Enforcement Officers Killed or Assaulted

Additional information is collected on law enforcement officers assaulted in the Incident Base Reporting program.

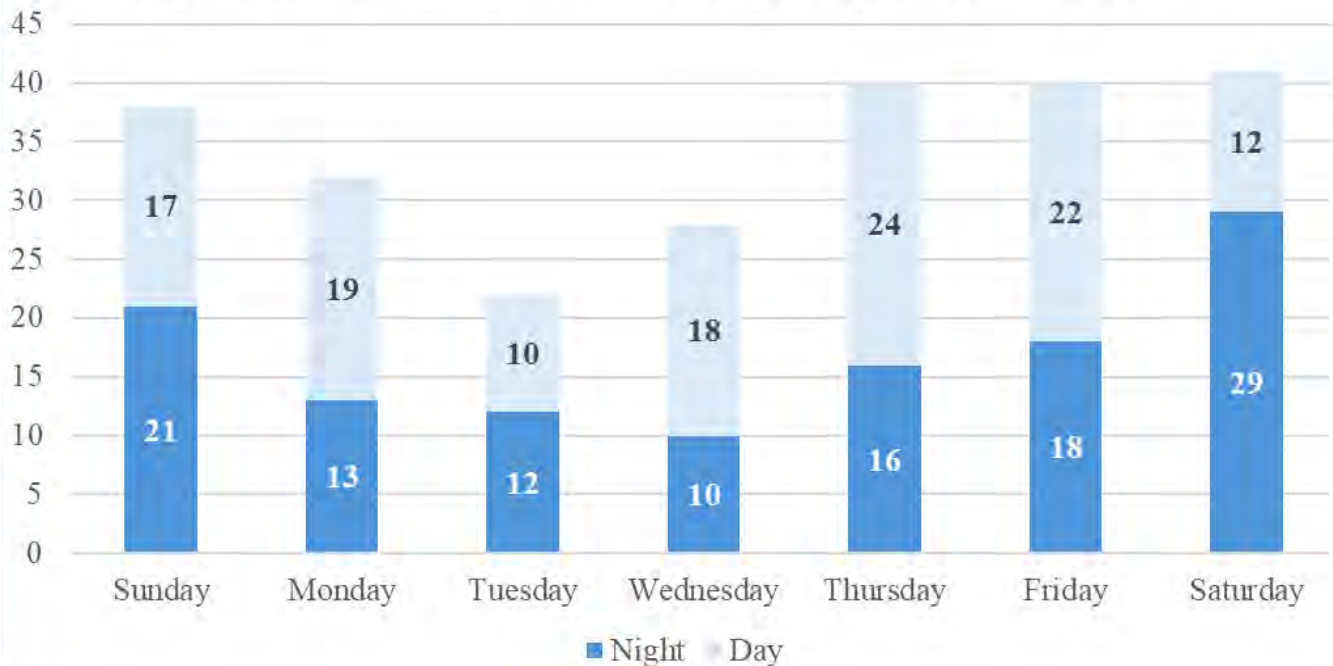
In 2023 agencies reported a total of 241 officers assaulted with 221 of these incidents being cleared.

Clearance rate of 91.7%

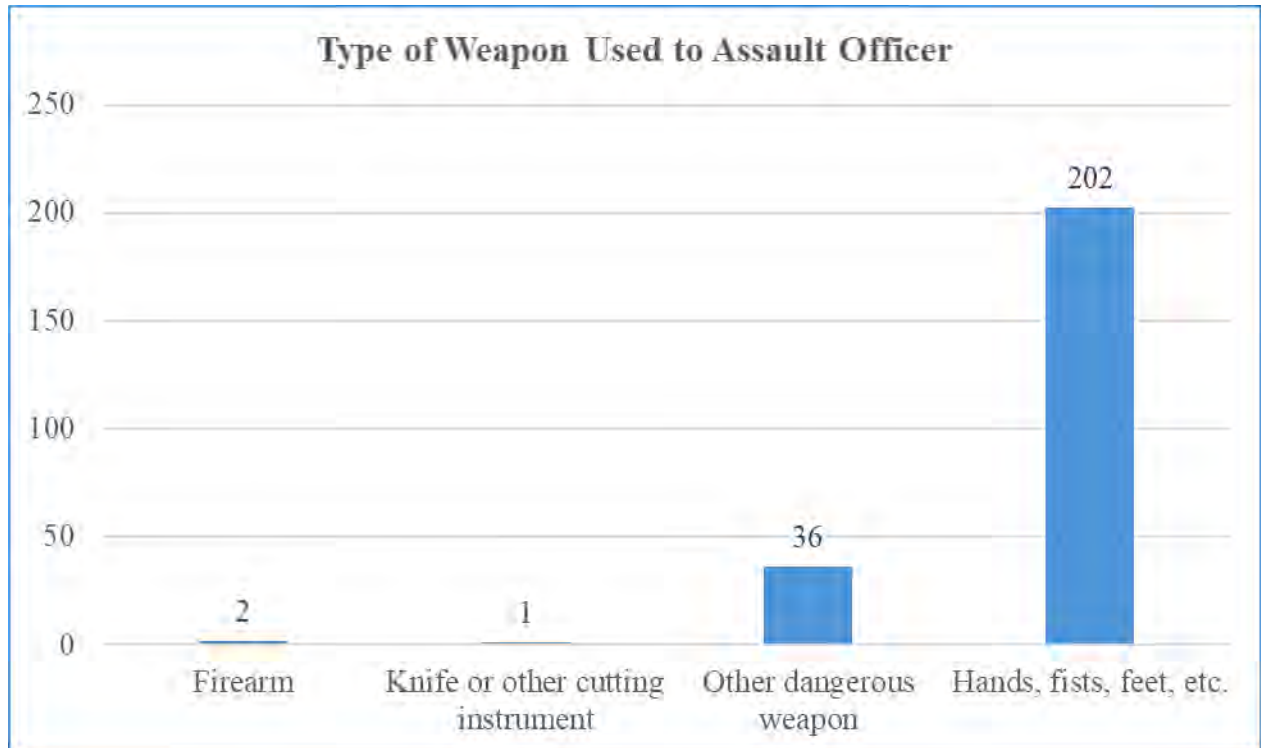
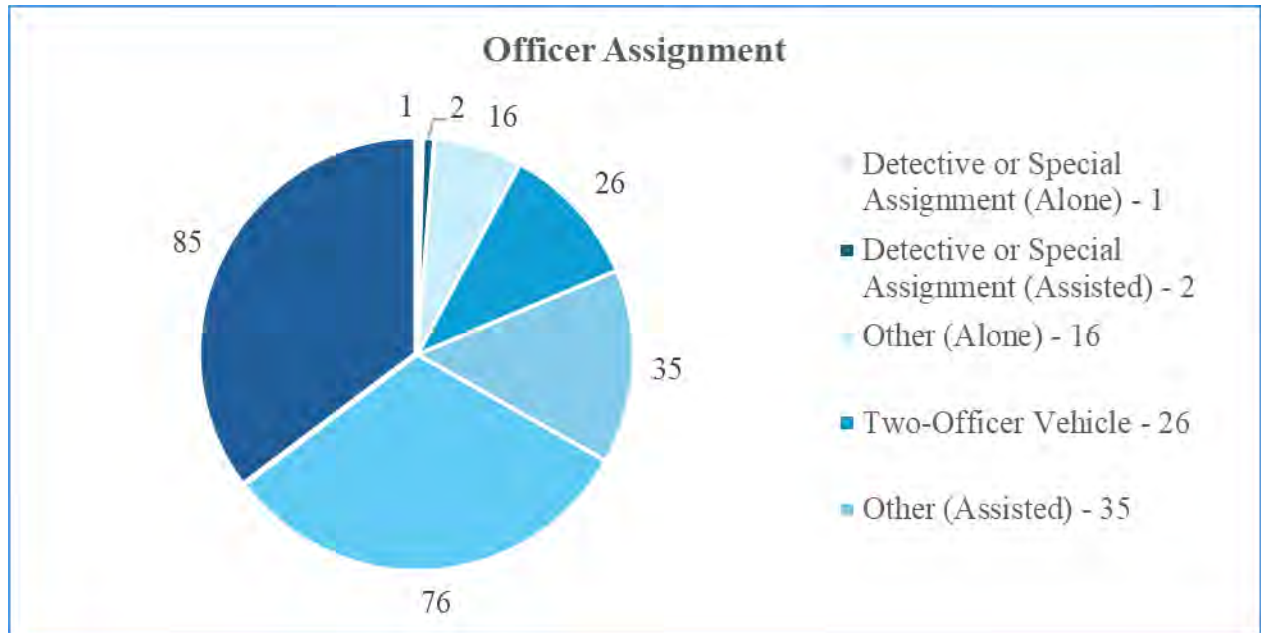
Number of Victims by Activity Type



2023 Number of Incidents by Day of Week & Time

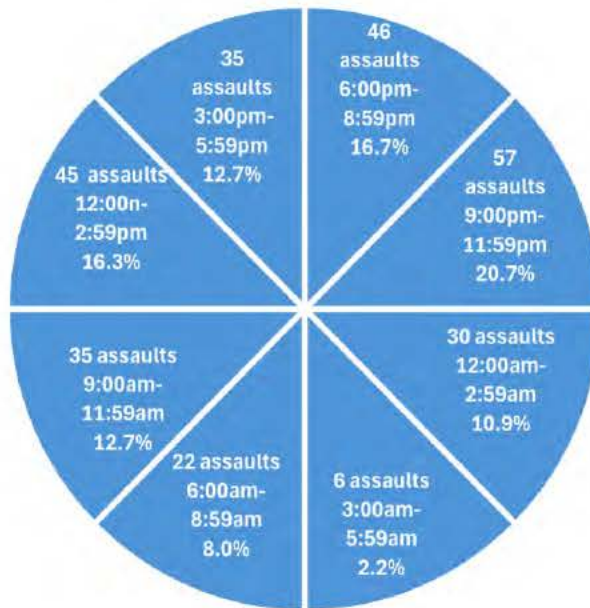


Law Enforcement Officers Killed or Assaulted



Law Enforcement Officers Killed or Assaulted

Officer Assaults by Time of Day



Reporting County:	# of LEOKA Incidents Reported
Androscoggin	21
Aroostook	14
Cumberland	63
Franklin	3
Hancock	9
Kennebec	28
Knox	1
Lincoln	4

Reporting County:	# of LEOKA Incidents Reported
Oxford	11
Penobscot	41
Piscataquis	3
Sagadahoc	6
Somerset	8
Washington	2
York	20
Statewide Organizations	7

Full-Time Law Enforcement as of October 31, 2023

Sworn Personnel: There are 2,324 Statewide full-time law enforcement officers reported for 2023.

There are 421 full-time sworn law enforcement officers employed by Maine's 16 Sheriff's Departments. Maine State Police are reporting a total of 279 full-time sworn officers and the municipalities report a total of 1,624 full-time sworn officers.

Civilian Personnel: There are 708 Statewide full-time civilian employees reported for 2023.

There are 55 full-time civilians employed by Maine's 16 Sheriff's Departments, Maine State Police employ 238 full-time civilians, and the municipalities employ a total of 415 civilians.

Please note the below report does not include the number of vacancies in the department.

AGENCY	2023 POPULATION	Sworn Law Enforcement			Civilian Personnel		TOTAL
		M	F	Officers/1,000	M	F	
Androscoggin SO	29,368	28	1	1.0	0	2	31
Auburn PD	24,252	49	1	2.1	1	5	56
Lewiston PD	39,209	75	5	2.0	6	7	93
Livermore Falls PD	3,072	4	0	1.3	0	0	4
Lisbon PD	9,753	15	2	1.7	3	3	23
Mechanic Falls PD	3,121	6	0	1.9	0	0	6
Sabattus PD	5,127	5	2	1.4	1	1	9
Androscoggin County Total:	113,902	182	11	1.7	11	18	222
Aroostook SO	34,694	20	1	0.6	4	3	28
Caribou PD	7,461	16	0	2.1	0	1	17
Fort Fairfield PD	3,334	5	0	1.5	0	0	5
Fort Kent PD	4,139	4	1	1.2	1	3	9
Houlton PD	6,072	8	1	1.5	0	5	14
Madawaska PD	3,861	6	0	1.6	0	0	6
Presque Isle PD	8,629	14	5	2.2	2	2	23
Ashland PD	1,207	4	0	3.3	0	0	4
Washburn PD	1,523	4	0	2.6	0	0	4
Aroostook County Total:	70,920	81	8	1.3	7	14	110
Cumberland SO	72,262	53	7	0.8	7	6	73
Brunswick PD	21,867	30	3	1.5	6	10	49
Cape Elizabeth PD	9,601	13	1	1.5	1	0	15
Falmouth PD	13,057	17	2	1.5	4	4	27
Gorham PD	17,506	21	2	1.5	1	2	26
Portland PD	68,390	115	11	1.3	14	33	173
South Portland PD	27,256	40	8	1.8	1	6	55
Scarborough PD	23,722	33	5	1.6	7	14	59
Westbrook PD	20,753	37	6	2.0	2	5	50
Bridgton PD	5,756	8	1	1.6	0	0	9
Cumberland PD	8,664	9	1	1.2	0	1	11
Freeport PD	8,807	15	1	1.8	1	2	19
Yarmouth PD	9,138	12	0	1.3	1	1	14
Windham PD	19,454	25	3	1.4	0	3	31

AGENCY	2023 POPULATION	Sworn Law Enforcement			Civilain Personnel		TOTAL
		M	F	Officers/1,000	M	F	
Univ. Southern Maine Gorham	0	7	2	0.0	1	5	15
Cumberland County Totals:	326,233	435	53	1.5	46	92	626
Franklin SO	11,898	14	0	1.2	0	1	15
Farmington PD	8,519	11	1	1.4	0	1	13
Jay PD	4,679	8	0	1.7	0	1	9
Wilton PD	3,891	6	0	1.5	0	0	6
Rangeley PD	1,294	2	0	1.5	0	0	2
Univ. Maine - Farmington	0	5	0	0.0	0	1	6
Carrabassett Valley PD	700	1	0	1.4	0	0	1
Franklin County Totals:	30,981	47	1	1.5	0	4	52
Hancock SO	35,331	22	1	0.7	0	2	25
Bar Harbor PD	7,580	18	1	2.5	5	5	29
Ellsworth PD	8,896	19	1	2.2	1	3	24
Bucksport PD	5,050	9	1	2.0	0	0	10
Southwest Harbor PD	1,847	5	0	2.7	1	3	9
Gouldsboro PD	1,753	2	0	1.1	0	0	2
Winter Harbor PD	481	1	0	2.1	0	0	1
Hancock County Totals:	60,938	76	4	1.3	7	13	100
Kennebec SO	58,068	24	0	0.4	1	2	27
Augusta PD	19,144	36	2	2.0	7	6	51
Gardiner PD	6,173	8	1	1.5	2	0	11
Hallowell PD	2,613	5	1	2.3	0	0	6
Waterville PD	15,826	25	3	1.8	2	11	41
Oakland PD	6,364	8	1	1.4	0	1	10
Monmouth PD	4,210	4	1	1.2	0	0	5
Winslow PD	8,060	9	1	1.2	0	1	11
Winthrop PD	6,208	8	1	1.4	6	2	17
Capitol Police	0	13	0	0.0	5	2	20
Fire Marshals Office	0	15	1	0.0	17	7	40
Clinton PD	3,396	3	0	0.9	0	0	3
Kennebec County Totals:	130,062	158	12	1.3	40	32	242
Knox SO	23,802	22	1	1.0	0	3	26
Camden PD	5,312	8	1	1.7	2	0	11
Rockland PD	7,031	15	1	2.3	1	1	18
Thomaston PD	2,808	7	0	2.5	0	1	8
Rockport PD	3,740	5	1	1.6	0	0	6
Knox County Totals:	42,693	57	4	1.4	3	5	69
Lincoln SO	23,046	23	1	1.0	1	2	27
Boothbay Harbor PD	2,099	3	0	1.4	1	1	5

AGENCY	2023 POPULATION	Sworn Law Enforcement			Civilain Personnel		TOTAL
		M	F	Officers/1,000	M	F	
Damariscotta PD	2,304	5	0	2.1	0	1	6
Waldoboro PD	5,342	6	0	1.1	0	0	6
Wiscasset PD	3,900	6	0	1.5	0	1	7
Lincoln County Totals:	36,691	43	1	1.2	2	5	51
Oxford SO	37,813	25	0	0.7	0	2	27
Rumford PD	5,966	13	0	2.2	0	1	14
Mexico PD	2,822	4	1	1.8	0	0	5
Norway PD	5,310	7	2	1.7	0	1	10
Paris PD	5,421	7	3	1.8	0	0	10
Fryeburg PD	3,562	3	0	0.8	0	0	3
Oxford PD	4,401	9	0	2.0	0	1	10
Oxford County Totals:	65,295	68	6	1.1	0	5	79
Penobscot SO	71,812	46	2	0.7	0	4	52
Bangor PD	31,525	65	12	2.4	4	9	90
Brewer PD	9,665	18	4	2.2	0	2	24
Dexter PD	3,822	5	0	1.3	0	0	5
Lincoln PD	4,873	7	3	2.0	0	1	11
Old Town PD	7,460	12	3	2.0	1	1	17
Orono PD	11,296	12	1	1.2	1	1	15
Hampden PD	7,964	11	1	1.5	0	1	13
East Millinocket PD	6,886	7	2	1.3	0	0	9
Newport PD	3,160	6	0	1.9	0	0	6
Veazie PD	1,831	4	1	2.8	0	0	5
Univ. Maine - Orono	0	13	1	0.0	10	2	26
Holden PD	3,417	7	0	2.0	0	0	7
Penobscot County Totals:	163,711	213	30	1.5	16	21	280
Piscataquis SO	10,445	8	0	0.8	0	1	9
Dover-Foxcroft PD	4,628	6	0	1.3	0	0	6
Milo PD	2,404	4	0	1.7	0	0	4
Greenville PD	1,576	4	0	2.5	0	0	4
Piscataquis County Totals:	19,053	22	0	1.2	0	1	23
Sagadahoc SO	13,239	20	0	1.5	0	2	22
Bath PD	8,826	18	1	2.2	1	4	24
Topsham PD	9,831	12	3	1.5	1	0	16
Richmond PD	3,598	4	0	1.1	1	0	5
Phippsburg PD	2,220	1	0	0.5	0	0	1
Sagadahoc County Totals:	37,714	55	4	1.6	3	6	68
Somerset SO	40,341	23	2	0.6	0	4	29
Fairfield PD	6,561	11	1	1.8	0	0	12

AGENCY	2023 POPULATION	Sworn Law Enforcement			Civilain Personnel		TOTAL
		M	F	Officers/1,000	M	F	
Skowhegan PD	8,686	13	4	2.0	0	1	18
Pittsfield PD	3,946	6	1	1.8	0	1	8
Somerset County Totals:	59,534	53	8	1.0	0	6	67
Waldo SO	34,160	24	2	0.8	0	2	28
Belfast PD	7,089	13	2	2.1	0	1	16
Searsport PD	2,658	5	0	1.9	0	0	5
Islesboro PD	592	1	0	1.7	0	0	1
Waldo County Totals:	44,499	43	4	1.3	0	3	50
Washington SO	25,641	17	3	0.8	1	1	22
Calais PD	3,134	6	0	1.9	0	0	6
Eastport PD	1,307	2	0	1.5	0	0	2
Machias PD	2,062	4	0	1.9	0	0	4
Baileyville PD	1,327	3	0	3.0	0	0	3
Milbridge PD	1,407	1	0	0.7	0	0	1
Washington County Totals:	34,878	33	3	1.0	1	1	38
York SO	59,417	30	1	0.5	0	4	35
Biddeford PD	22,404	35	4	1.7	13	12	64
Kittery PD	10,314	21	1	2.1	1	7	30
Old Orchard Beach PD	9,465	21	2	2.4	2	4	29
Saco PD	21,103	22	6	1.3	5	10	43
Sanford PD	22,416	35	4	1.7	1	5	45
Berwick PD	8,305	12	0	1.4	0	1	13
Eliot PD	7,369	6	1	0.9	0	1	8
Kennebunk PD	11,863	18	6	2.0	0	2	26
Kennebunkport PD	3,729	13	0	3.5	2	3	18
North Berwick PD	5,233	8	1	1.7	0	2	11
Ogunquit PD	1,608	10	1	6.8	0	1	12
South Berwick PD	7,768	10	0	1.3	0	1	11
Wells PD	11,926	21	3	2.0	4	7	35
York PD	14,132	25	3	2.0	9	4	41
Buxton PD	8,574	9	1	1.2	5	2	17
York County Totals:	225,626	296	34	1.5	42	66	438
Maine Drug Enforcement	0	1	0	0	0	2	3
Maine State Police	0	252	26	0	94	142	514
TOTALS:	1,462,730	2,115	209	1.6	272	436	3,032

Maine - ME - NIBRS Agency Crime Overview - 2023

2023 Population Estimate		1,462,730	Offenses (*)		Arrests (**)			
			Reported	Cleared	Adult	Juvenile		
Offense Overview			Crimes Against Persons					
Offense Total	43,376		Murder and Nonnegligent Manslaughter	60	53	22	0	
Number Cleared	18,564		Negligent Manslaughter	11	4	2	1	
Percent Cleared	42.80 %		Kidnapping/Abduction	25	17	11	0	
Group A Crimes per 100,000 population	2,965.4		Rape	387	82	40	7	
			Sodomy	34	6	2	1	
			Sexual Assault With An Object	9	5	1	0	
			Fondling	425	154	62	11	
			Incest	17	6	2	0	
Arrest Overview			Statutory Rape	57	12	9	0	
Total Arrests	33,374		Aggravated Assault	807	566	491	33	
Adult Arrests	31,370		Simple Assault	6,767	4,377	3,189	421	
Juvenile Arrests	2,003		Intimidation	4,767	1,912	875	107	
Unknown Age	1		Human Trafficking, Commercial Sex Acts	3	0	0	0	
Arrests per 100,000 population	2,281.6		Human Trafficking, Involuntary Servitude	0	0	0	0	
			Crimes Against Property					
Average number offenses/incident	1.11		Arson	156	51	32	13	
			Bribery	7	1	0	0	
			Burglary/Breaking & Entering	1,549	433	339	87	
			Counterfeiting/Forgery	514	164	103	7	
Group B Arrests				Destruction/Damage/Vandalism of Property	5,221	1,641	761	195
Offense	Adult	Juvenile	Embezzlement	34	18	9	0	
Bad Checks	45	0	Extortion/Blackmail	59	1	1	0	
Curfew/Loitering/Vagrancy Violations	1	2	False Pretenses/Swindle/Confidence Game	1,719	220	157	2	
Disorderly Conduct	711	70	Credit Card/Automated Teller Machine Fraud	505	77	21	1	
Driving Under the Influence	4,502	32	Impersonation	323	18	14	0	
Drunkenness	3	1	Welfare Fraud	14	12	8	0	
Family Offenses (Nonviolent)	98	4	Wire Fraud	92	2	2	0	
Liquor Law Violations	573	193	Identity Theft	87	6	2	0	
Peeping Tom	0	0	Hacking/Computer Invasion	6	1	0	0	
Trespass of Real Property	1,133	80	Robbery	165	70	60	6	
All Other Offenses	11,081	239	Pocket-picking	24	3	3	0	
Total Group B	18,147	621	Purse-snatching	31	4	1	0	
			Shoplifting	3,092	1,662	1,078	86	
			Theft From Building	834	131	71	10	
			Theft From Coin Operated Machine or Device	6	2	3	0	
			Theft From Motor Vehicle	1,387	138	74	11	
			Theft of Motor Vehicle Parts/Accessories	216	10	2	0	
			All Other Larceny	7,796	2,148	2,276	172	
			Motor Vehicle Theft	1,144	399	214	56	
			Stolen Property Offenses	129	93	83	5	
			Crimes Against Society					
			Drug/Narcotic Violations	4,017	3,472	2,929	127	
			Drug Equipment Violations	161	129	16	3	
			Betting/Wagering	1	0	0	0	
			Operating/Promoting/Assisting Gambling	3	3	2	0	
			Gambling Equipment Violations	1	0	0	0	
			Sports Tampering	0	0	0	0	
			Pornography/Obscene Material	205	84	55	5	
			Prostitution	26	16	14	0	
			Assisting or Promoting Prostitution	33	28	29	0	
			Purchasing Prostitution	2	2	2	0	
			Weapon Law Violations	386	297	130	12	
			Animal Cruelty	62	34	26	3	
			Total Group A Offenses	43,376	18,564	13,223	1,382	

(*) Offenses are counted using the FBI Units of Count for Crime

(**) The 'Arrests' column shows arrests made for incidents during the selected period, regardless of arrest date. Arrest counts for the same period may change over time.

This report is valid as of August 22, 2024 and is subject to change

Androscoggin SO - ME0010000 - NIBRS Agency Crime Overview - 2023

2023 Population Estimate		29,368	Offenses (*)		Arrests (**)	
			Reported	Cleared	Adult	Juvenile
Offense Overview			Crimes Against Persons			
Offense Total	505		Murder and Nonnegligent Manslaughter	0	0	0
Number Cleared	216		Negligent Manslaughter	1	0	0
Percent Cleared	42.77 %		Kidnapping/Abduction	0	0	0
Group A Crimes per 100,000 population	1,719.6		Rape	13	1	0
			Sodomy	2	0	0
			Sexual Assault With An Object	0	0	0
			Fondling	16	3	1
			Incest	1	0	0
Arrest Overview			Statutory Rape	0	0	0
Total Arrests	415		Aggravated Assault	4	4	0
Adult Arrests	396		Simple Assault	99	70	57
Juvenile Arrests	19		Intimidation	58	21	15
Unknown Age	0		Human Trafficking, Commercial Sex Acts	1	0	0
Arrests per 100,000 population	1,413.1		Human Trafficking, Involuntary Servitude	0	0	0
		Crimes Against Property				
			Arson	1	0	0
Average number offenses/incident	1.15		Bribery	0	0	0
			Burglary/Breaking & Entering	24	9	11
			Counterfeiting/Forgery	5	1	0
Group B Arrests			Destruction/Damage/Vandalism of Property	61	29	6
Offense	Adult	Juvenile	Embezzlement	0	0	0
Bad Checks	2	0	Extortion/Blackmail	0	0	0
Curfew/Loitering/Vagrancy Violations	0	0	False Pretenses/Swindle/Confidence Game	33	3	3
Disorderly Conduct	5	0	Credit Card/Automated Teller Machine Fraud	0	0	0
Driving Under the Influence	67	0	Impersonation	1	0	0
Drunkenness	0	0	Welfare Fraud	0	0	0
Family Offenses (Nonviolent)	1	0	Wire Fraud	1	0	0
Liquor Law Violations	3	1	Identity Theft	0	0	0
Peeping Tom	0	0	Hacking/Computer Invasion	0	0	0
Trespass of Real Property	3	0	Robbery	1	1	1
All Other Offenses	162	3	Pocket-picking	0	0	0
Total Group B	243	4	Purse-snatching	0	0	0
			Shoplifting	0	0	0
			Theft From Building	0	0	0
			Theft From Coin Operated Machine or Device	0	0	0
			Theft From Motor Vehicle	7	3	3
			Theft of Motor Vehicle Parts/Accessories	0	0	0
			All Other Larceny	112	30	24
			Motor Vehicle Theft	18	3	3
			Stolen Property Offenses	2	2	2
			Crimes Against Society			
			Drug/Narcotic Violations	30	26	20
			Drug Equipment Violations	3	3	0
			Betting/Wagering	0	0	0
			Operating/Promoting/Assisting Gambling	0	0	0
			Gambling Equipment Violations	0	0	0
			Sports Tampering	0	0	0
			Pornography/Obscene Material	1	1	0
			Prostitution	0	0	0
			Assisting or Promoting Prostitution	0	0	0
			Purchasing Prostitution	0	0	0
			Weapon Law Violations	9	6	2
			Animal Cruelty	1	0	0
			Total Group A Offenses	505	216	153
						15

(*) Offenses are counted using the FBI Units of Count for Crime

(**) The 'Arrests' column shows arrests made for incidents during the selected period, regardless of arrest date. Arrest counts for the same period may change over time.

This report is valid as of August 22, 2024 and is subject to change

Aroostook SO - ME0020000 - NIBRS Agency Crime Overview - 2023

2023 Population Estimate		31,093	Offenses (*)		Arrests (**)	
			Reported	Cleared	Adult	Juvenile
Offense Overview			Crimes Against Persons			
Offense Total	326		Murder and Nonnegligent Manslaughter		0	0
Number Cleared	193		Negligent Manslaughter		0	0
Percent Cleared	59.20 %		Kidnapping/Abduction		0	0
Group A Crimes per 100,000 population	1,048.5		Rape		8	4
			Sodomy		0	0
			Sexual Assault With An Object		0	0
			Fondling		8	5
			Incest		0	0
Arrest Overview						
Total Arrests	318		Statutory Rape		1	1
Adult Arrests	310		Aggravated Assault		7	7
Juvenile Arrests	8		Simple Assault		64	59
Unknown Age	0		Intimidation		53	26
Arrests per 100,000 population	1,022.7		Human Trafficking, Commercial Sex Acts		0	0
			Human Trafficking, Involuntary Servitude		0	0
			Crimes Against Property			
			Arson		0	0
			Bribery		0	0
Average number offenses/incident	1.14		Burglary/Breaking & Entering		22	8
			Counterfeiting/Forgery		1	1
Group B Arrests						
Offense	Adult	Juvenile	Destruction/Damage/Vandalism of Property		38	17
Bad Checks	0	0	Embezzlement		0	0
Curfew/Loitering/Vagrancy Violations	0	0	Extortion/Blackmail		0	0
Disorderly Conduct	1	0	False Pretenses/Swindle/Confidence Game		5	0
Driving Under the Influence	12	0	Credit Card/Automated Teller Machine Fraud		0	0
Drunkenness	0	0	Impersonation		1	0
Family Offenses (Nonviolent)	2	0	Welfare Fraud		0	0
Liquor Law Violations	1	1	Wire Fraud		0	0
Peeping Tom	0	0	Identity Theft		0	0
Trespass of Real Property	3	0	Hacking/Computer Invasion		0	0
All Other Offenses	132	1	Robbery		1	1
Total Group B	151	2	Pocket-picking		0	0
			Purse-snatching		0	0
			Shoplifting		0	0
			Theft From Building		0	0
			Theft From Coin Operated Machine or Device		0	0
			Theft From Motor Vehicle		3	1
			Theft of Motor Vehicle Parts/Accessories		0	0
			All Other Larceny		64	20
			Motor Vehicle Theft		7	4
			Stolen Property Offenses		2	2
			Crimes Against Society			
			Drug/Narcotic Violations		32	30
			Drug Equipment Violations		2	0
			Betting/Wagering		0	0
			Operating/Promoting/Assisting Gambling		0	0
			Gambling Equipment Violations		0	0
			Sports Tampering		0	0
			Pornography/Obscene Material		1	1
			Prostitution		0	0
			Assisting or Promoting Prostitution		0	0
			Purchasing Prostitution		0	0
			Weapon Law Violations		6	6
			Animal Cruelty		0	0
			Total Group A Offenses		326	193
					159	6

(*) Offenses are counted using the FBI Units of Count for Crime

(**) The 'Arrests' column shows arrests made for incidents during the selected period, regardless of arrest date. Arrest counts for the same period may change over time.

This report is valid as of August 22, 2024 and is subject to change

Ashland PD - ME0020800 - NIBRS Agency Crime Overview - 2023

2023 Population Estimate		1,207	Offenses (*)		Arrests (**)	
			Reported	Cleared	Adult	Juvenile
Offense Overview			Crimes Against Persons			
Offense Total	28		Murder and Nonnegligent Manslaughter	0	0	0
Number Cleared	19		Negligent Manslaughter	0	0	0
Percent Cleared	67.86 %		Kidnapping/Abduction	0	0	0
Group A Crimes per 100,000 population	2,319.8		Rape	0	0	0
			Sodomy	0	0	0
			Sexual Assault With An Object	0	0	0
			Fondling	0	0	0
			Incest	0	0	0
Arrest Overview			Statutory Rape	0	0	0
Total Arrests	34		Aggravated Assault	1	1	0
Adult Arrests	33		Simple Assault	7	6	4
Juvenile Arrests	1		Intimidation	6	5	4
Unknown Age	0		Human Trafficking, Commercial Sex Acts	0	0	0
Arrests per 100,000 population	2,816.9		Human Trafficking, Involuntary Servitude	0	0	0
		Crimes Against Property				
Average number offenses/incident	1.33		Arson	0	0	0
			Bribery	0	0	0
			Burglary/Breaking & Entering	1	1	0
Group B Arrests			Counterfeiting/Forgery	0	0	0
Offense	Adult	Juvenile	Destruction/Damage/Vandalism of Property	5	3	1
Bad Checks	1	0	Embezzlement	2	2	1
Curfew/Loitering/Vagrancy Violations	0	0	Extortion/Blackmail	0	0	0
Disorderly Conduct	0	0	False Pretenses/Swindle/Confidence Game	0	0	1
Driving Under the Influence	3	0	Credit Card/Automated Teller Machine Fraud	0	0	0
Drunkenness	0	0	Impersonation	0	0	0
Family Offenses (Nonviolent)	0	0	Welfare Fraud	0	0	0
Liquor Law Violations	0	0	Wire Fraud	0	0	0
Peeping Tom	0	0	Identity Theft	0	0	0
Trespass of Real Property	1	0	Hacking/Computer Invasion	0	0	0
All Other Offenses	15	0	Robbery	0	0	0
Total Group B	20	0	Pocket-picking	0	0	0
			Purse-snatching	0	0	0
			Shoplifting	0	0	0
			Theft From Building	0	0	0
			Theft From Coin Operated Machine or Device	0	0	0
			Theft From Motor Vehicle	0	0	0
			Theft of Motor Vehicle Parts/Accessories	0	0	0
			All Other Larceny	2	1	0
			Motor Vehicle Theft	1	0	0
			Stolen Property Offenses	0	0	0
			Crimes Against Society			
			Drug/Narcotic Violations	1	0	0
			Drug Equipment Violations	1	0	0
			Betting/Wagering	0	0	0
			Operating/Promoting/Assisting Gambling	0	0	0
			Gambling Equipment Violations	0	0	0
			Sports Tampering	0	0	0
			Pornography/Obscene Material	0	0	0
			Prostitution	0	0	0
			Assisting or Promoting Prostitution	0	0	0
			Purchasing Prostitution	0	0	0
			Weapon Law Violations	1	0	0
			Animal Cruelty	0	0	0
			Total Group A Offenses		28	19
					13	1

(*) Offenses are counted using the FBI Units of Count for Crime

(**) The 'Arrests' column shows arrests made for incidents during the selected period, regardless of arrest date. Arrest counts for the same period may change over time.

This report is valid as of August 22, 2024 and is subject to change

Auburn PD - ME0010100 - NIBRS Agency Crime Overview - 2023

2023 Population Estimate		24,252	Offenses (*)		Arrests (**)			
			Reported	Cleared	Adult	Juvenile		
Offense Overview			Crimes Against Persons					
Offense Total	1,100		Murder and Nonnegligent Manslaughter	0	0	1	0	
Number Cleared	517		Negligent Manslaughter	2	1	0	0	
Percent Cleared	47.00 %		Kidnapping/Abduction	0	0	0	0	
Group A Crimes per 100,000 population	4,535.7		Rape	7	0	0	0	
			Sodomy	2	1	0	0	
			Sexual Assault With An Object	0	0	0	0	
			Fondling	12	5	3	0	
			Incest	0	0	0	0	
Arrest Overview			Statutory Rape	1	0	0	0	
Total Arrests	761		Aggravated Assault	20	13	9	0	
Adult Arrests	713		Simple Assault	118	87	67	7	
Juvenile Arrests	48		Intimidation	58	41	24	0	
Unknown Age	0		Human Trafficking, Commercial Sex Acts	0	0	0	0	
Arrests per 100,000 population	3,137.9		Human Trafficking, Involuntary Servitude	0	0	0	0	
			Crimes Against Property					
Average number offenses/incident	1.13		Arson	7	3	2	0	
			Bribery	0	0	0	0	
			Burglary/Breaking & Entering	48	17	19	9	
			Counterfeiting/Forgery	17	9	3	1	
Group B Arrests				Destruction/Damage/Vandalism of Property	127	43	12	8
Offense	Adult	Juvenile	Embezzlement	0	0	0	0	
Bad Checks	0	0	Extortion/Blackmail	0	0	0	0	
Curfew/Loitering/Vagrancy Violations	0	0	False Pretenses/Swindle/Confidence Game	38	4	5	0	
Disorderly Conduct	16	1	Credit Card/Automated Teller Machine Fraud	17	3	1	0	
Driving Under the Influence	37	0	Impersonation	3	1	0	0	
Drunkenness	0	0	Welfare Fraud	0	0	0	0	
Family Offenses (Nonviolent)	0	0	Wire Fraud	1	0	0	0	
Liquor Law Violations	3	0	Identity Theft	2	0	0	0	
Peeping Tom	0	0	Hacking/Computer Invasion	0	0	0	0	
Trespass of Real Property	37	5	Robbery	6	5	3	1	
All Other Offenses	235	0	Pocket-picking	0	0	0	0	
Total Group B	328	6	Purse-snatching	0	0	0	0	
			Shoplifting	174	88	77	4	
			Theft From Building	18	1	3	0	
			Theft From Coin Operated Machine or Device	0	0	0	0	
			Theft From Motor Vehicle	43	4	2	2	
			Theft of Motor Vehicle Parts/Accessories	4	1	0	0	
			All Other Larceny	211	54	41	3	
			Motor Vehicle Theft	35	14	4	6	
			Stolen Property Offenses	7	6	2	0	
			Crimes Against Society					
			Drug/Narcotic Violations	103	100	96	1	
			Drug Equipment Violations	1	1	0	0	
			Betting/Wagering	0	0	0	0	
			Operating/Promoting/Assisting Gambling	0	0	0	0	
			Gambling Equipment Violations	0	0	0	0	
			Sports Tampering	0	0	0	0	
			Pornography/Obscene Material	1	0	0	0	
			Prostitution	0	0	0	0	
			Assisting or Promoting Prostitution	0	0	0	0	
			Purchasing Prostitution	0	0	0	0	
			Weapon Law Violations	15	14	10	0	
			Animal Cruelty	2	1	1	0	
			Total Group A Offenses	1,100	517	385	42	

(*) Offenses are counted using the FBI Units of Count for Crime

(**) The 'Arrests' column shows arrests made for incidents during the selected period, regardless of arrest date. Arrest counts for the same period may change over time.

This report is valid as of August 22, 2024 and is subject to change

Augusta PD - ME0060100 - NIBRS Agency Crime Overview - 2023

2023 Population Estimate		19,144	Offenses (*)		Arrests (**)			
			Reported	Cleared	Adult	Juvenile		
Offense Overview			Crimes Against Persons					
Offense Total	2,153		Murder and Nonnegligent Manslaughter		1	0		
Number Cleared	828		Negligent Manslaughter		0	0		
Percent Cleared	38.46 %		Kidnapping/Abduction		0	0		
Group A Crimes per 100,000 population	11,246.3		Rape		0	0		
			Sodomy		0	0		
			Sexual Assault With An Object		0	0		
			Fondling		14	3		
			Incest		1	1		
			Statutory Rape		6	2		
			Aggravated Assault		33	23		
Arrest Overview		982	Simple Assault		100	12		
		896	Intimidation		34	3		
		86	Human Trafficking, Commercial Sex Acts		0	0		
		0	Human Trafficking, Involuntary Servitude		0	0		
		Arrests per 100,000 population	5,129.5	Crimes Against Property				
					Arson		0	0
					Bribery		0	0
Average number offenses/incident	1.21		Burglary/Breaking & Entering		9	0		
			Counterfeiting/Forgery		2	0		
			Destruction/Damage/Vandalism of Property		34	3		
Group B Arrests				Embezzlement		1	0	
Offense	Adult	Juvenile	Extortion/Blackmail		0	0		
Bad Checks	0	0	False Pretenses/Swindle/Confidence Game		7	0		
Curfew/Loitering/Vagrancy Violations	0	0	Credit Card/Automated Teller Machine Fraud		0	0		
Disorderly Conduct	26	0	Impersonation		0	0		
Driving Under the Influence	84	0	Welfare Fraud		0	0		
Drunkenness	0	1	Wire Fraud		0	0		
Family Offenses (Nonviolent)	6	2	Identity Theft		0	0		
Liquor Law Violations	16	29	Hacking/Computer Invasion		0	0		
Peeping Tom	0	0	Robbery		3	1		
Trespass of Real Property	53	4	Pocket-picking		0	0		
All Other Offenses	259	12	Purse-snatching		0	0		
Total Group B	444	48	Shoplifting		157	7		
			Theft From Building		19	0		
			Theft From Coin Operated Machine or Device		0	0		
			Theft From Motor Vehicle		2	0		
			Theft of Motor Vehicle Parts/Accessories		0	0		
			All Other Larceny		13	0		
			Motor Vehicle Theft		5	7		
			Stolen Property Offenses		0	0		
			Crimes Against Society					
			Drug/Narcotic Violations		46	3		
			Drug Equipment Violations		1	0		
			Betting/Wagering		0	0		
			Operating/Promoting/Assisting Gambling		0	0		
			Gambling Equipment Violations		0	0		
			Sports Tampering		0	0		
			Pornography/Obscene Material		1	0		
			Prostitution		2	0		
			Assisting or Promoting Prostitution		0	0		
			Purchasing Prostitution		0	0		
			Weapon Law Violations		1	0		
			Animal Cruelty		0	0		
			Total Group A Offenses		452	38		

(*) Offenses are counted using the FBI Units of Count for Crime

(**) The 'Arrests' column shows arrests made for incidents during the selected period, regardless of arrest date. Arrest counts for the same period may change over time.

This report is valid as of August 22, 2024 and is subject to change

Baileyville PD - ME0150900 - NIBRS Agency Crime Overview - 2023

2023 Population Estimate		1,327	Offenses (*)		Arrests (**)	
			Reported	Cleared	Adult	Juvenile
Offense Overview			Crimes Against Persons			
Offense Total	12		Murder and Nonnegligent Manslaughter	0	0	0
Number Cleared	7		Negligent Manslaughter	0	0	0
Percent Cleared	58.33 %		Kidnapping/Abduction	0	0	0
Group A Crimes per 100,000 population	904.3		Rape	0	0	0
			Sodomy	0	0	0
			Sexual Assault With An Object	0	0	0
			Fondling	0	0	0
			Incest	0	0	0
Arrest Overview			Statutory Rape	0	0	0
Total Arrests	38		Aggravated Assault	0	0	0
Adult Arrests	38		Simple Assault	3	2	1
Juvenile Arrests	0		Intimidation	0	0	0
Unknown Age	0		Human Trafficking, Commercial Sex Acts	0	0	0
Arrests per 100,000 population	2,863.6		Human Trafficking, Involuntary Servitude	0	0	0
			Crimes Against Property			
Average number offenses/incident	1.00		Arson	0	0	0
			Bribery	0	0	0
			Burglary/Breaking & Entering	0	0	0
Group B Arrests			Counterfeiting/Forgery	0	0	0
Offense	Adult	Juvenile	Destruction/Damage/Vandalism of Property	2	1	0
Bad Checks	0	0	Embezzlement	0	0	0
Curfew/Loitering/Vagrancy Violations	0	0	Extortion/Blackmail	0	0	0
Disorderly Conduct	0	0	False Pretenses/Swindle/Confidence Game	0	0	0
Driving Under the Influence	11	0	Credit Card/Automated Teller Machine Fraud	0	0	0
Drunkenness	0	0	Impersonation	0	0	0
Family Offenses (Nonviolent)	0	0	Welfare Fraud	0	0	0
Liquor Law Violations	0	0	Wire Fraud	0	0	0
Peeping Tom	0	0	Identity Theft	0	0	0
Trespass of Real Property	3	0	Hacking/Computer Invasion	0	0	0
All Other Offenses	17	0	Robbery	0	0	0
Total Group B	31	0	Pocket-picking	0	0	0
			Purse-snatching	0	0	0
			Shoplifting	0	0	0
			Theft From Building	0	0	0
			Theft From Coin Operated Machine or Device	0	0	0
			Theft From Motor Vehicle	0	0	0
			Theft of Motor Vehicle Parts/Accessories	0	0	0
			All Other Larceny	3	0	0
			Motor Vehicle Theft	0	0	0
			Stolen Property Offenses	0	0	0
			Crimes Against Society			
			Drug/Narcotic Violations	2	2	6
			Drug Equipment Violations	2	2	0
			Betting/Wagering	0	0	0
			Operating/Promoting/Assisting Gambling	0	0	0
			Gambling Equipment Violations	0	0	0
			Sports Tampering	0	0	0
			Pornography/Obscene Material	0	0	0
			Prostitution	0	0	0
			Assisting or Promoting Prostitution	0	0	0
			Purchasing Prostitution	0	0	0
			Weapon Law Violations	0	0	0
			Animal Cruelty	0	0	0
			Total Group A Offenses		12	7
				7	7	0

(*) Offenses are counted using the FBI Units of Count for Crime

(**) The 'Arrests' column shows arrests made for incidents during the selected period, regardless of arrest date. Arrest counts for the same period may change over time.

This report is valid as of August 22, 2024 and is subject to change

Bangor PD - ME0100100 - NIBRS Agency Crime Overview - 2023

2023 Population Estimate		31,525	Offenses (*)		Arrests (**)	
Offense Overview			Reported	Cleared	Adult	Juvenile
Group A Crimes per 100,000 population			Crimes Against Persons			
Offense Total		3,053	Murder and Nonnegligent Manslaughter		0	0
Number Cleared		1,054	Negligent Manslaughter		0	0
Percent Cleared		34.52 %	Kidnapping/Abduction		1	0
Group A Crimes per 100,000 population		9,684.4	Rape		0	0
			Sodomy		0	0
			Sexual Assault With An Object		0	0
			Fondling		4	2
			Incest		0	0
			Statutory Rape		0	0
Total Arrests		1,553	Aggravated Assault		20	1
Adult Arrests		1,514	Simple Assault		231	13
Juvenile Arrests		39	Intimidation		53	2
Unknown Age		0	Human Trafficking, Commercial Sex Acts		0	0
Arrests per 100,000 population		4,926.2	Human Trafficking, Involuntary Servitude		0	0
			Crimes Against Property			
			Arson		1	0
			Bribery		0	0
			Burglary/Breaking & Entering		22	1
			Counterfeiting/Forgery		6	0
			Destruction/Damage/Vandalism of Property		44	4
			Embezzlement		0	0
			Extortion/Blackmail		0	0
			False Pretenses/Swindle/Confidence Game		6	0
			Credit Card/Automated Teller Machine Fraud		4	0
			Impersonation		2	0
			Welfare Fraud		0	0
			Wire Fraud		0	0
			Identity Theft		0	0
			Hacking/Computer Invasion		0	0
			Robbery		3	0
			Pocket-picking		0	0
			Purse-snatching		0	0
			Shoplifting		0	0
			Theft From Building		0	0
			Theft From Coin Operated Machine or Device		0	0
			Theft From Motor Vehicle		15	0
			Theft of Motor Vehicle Parts/Accessories		0	0
			All Other Larceny		238	8
			Motor Vehicle Theft		5	0
			Stolen Property Offenses		3	0
			Crimes Against Society			
			Drug/Narcotic Violations		202	0
			Drug Equipment Violations		0	0
			Betting/Wagering		0	0
			Operating/Promoting/Assisting Gambling		0	0
			Gambling Equipment Violations		0	0
			Sports Tampering		0	0
			Pornography/Obscene Material		3	0
			Prostitution		0	0
			Assisting or Promoting Prostitution		0	0
			Purchasing Prostitution		0	0
			Weapon Law Violations		4	0
			Animal Cruelty		0	0
			Total Group A Offenses		867	31

(*) Offenses are counted using the FBI Units of Count for Crime

(**) The 'Arrests' column shows arrests made for incidents during the selected period, regardless of arrest date. Arrest counts for the same period may change over time.

This report is valid as of August 22, 2024 and is subject to change

Bar Harbor PD - ME0050100 - NIBRS Agency Crime Overview - 2023

2023 Population Estimate		7,580	Offenses (*)		Arrests (**)	
			Reported	Cleared	Adult	Juvenile
Offense Overview			Crimes Against Persons			
Offense Total	129		Murder and Nonnegligent Manslaughter		0	0
Number Cleared	79		Negligent Manslaughter		0	0
Percent Cleared	61.24 %		Kidnapping/Abduction		0	0
Group A Crimes per 100,000 population	1,701.8		Rape		1	0
			Sodomy		0	0
			Sexual Assault With An Object		0	0
			Fondling		3	3
			Incest		0	0
			Statutory Rape		0	0
Total Arrests	186		Aggravated Assault		4	4
Adult Arrests	185		Simple Assault		23	20
Juvenile Arrests	1		Intimidation		10	5
Unknown Age	0		Human Trafficking, Commercial Sex Acts		0	0
			Human Trafficking, Involuntary Servitude		0	0
Arrests per 100,000 population	2,453.8		Crimes Against Property			
			Arson		0	0
			Bribery		0	0
			Burglary/Breaking & Entering		6	2
			Counterfeiting/Forgery		1	1
			Destruction/Damage/Vandalism of Property		23	16
			Embezzlement		0	0
			Extortion/Blackmail		0	0
			False Pretenses/Swindle/Confidence Game		0	0
			Credit Card/Automated Teller Machine Fraud		3	2
			Impersonation		1	0
			Welfare Fraud		0	0
			Wire Fraud		2	0
			Identity Theft		0	0
			Hacking/Computer Invasion		0	0
			Robbery		0	0
			Pocket-picking		0	0
			Purse-snatching		1	1
			Shoplifting		0	0
			Theft From Building		4	1
			Theft From Coin Operated Machine or Device		0	0
			Theft From Motor Vehicle		2	1
			Theft of Motor Vehicle Parts/Accessories		0	0
			All Other Larceny		31	10
			Motor Vehicle Theft		2	2
			Stolen Property Offenses		1	1
			Crimes Against Society			
			Drug/Narcotic Violations		9	8
			Drug Equipment Violations		0	0
			Betting/Wagering		0	0
			Operating/Promoting/Assisting Gambling		0	0
			Gambling Equipment Violations		0	0
			Sports Tampering		0	0
			Pornography/Obscene Material		2	1
			Prostitution		0	0
			Assisting or Promoting Prostitution		0	0
			Purchasing Prostitution		0	0
			Weapon Law Violations		0	0
			Animal Cruelty		0	0
			Total Group A Offenses		129	79
Group B Arrests						
Offense	Adult	Juvenile				
Bad Checks	0	0				
Curfew/Loitering/Vagrancy Violations	0	0				
Disorderly Conduct	3	0				
Driving Under the Influence	95	0				
Drunkenness	0	0				
Family Offenses (Nonviolent)	0	0				
Liquor Law Violations	1	0				
Peeping Tom	0	0				
Trespass of Real Property	3	0				
All Other Offenses	24	0				
Total Group B	126	0				

(*) Offenses are counted using the FBI Units of Count for Crime

(**) The 'Arrests' column shows arrests made for incidents during the selected period, regardless of arrest date. Arrest counts for the same period may change over time.

This report is valid as of August 22, 2024 and is subject to change

Bath PD - ME0120100 - NIBRS Agency Crime Overview - 2023

2023 Population Estimate		8,826	Offenses (*)		Arrests (**)			
			Reported	Cleared	Adult	Juvenile		
Offense Overview			Crimes Against Persons					
Offense Total	267		Murder and Nonnegligent Manslaughter	0	0	0		
Number Cleared	94		Negligent Manslaughter	0	0	0		
Percent Cleared	35.21 %		Kidnapping/Abduction	2	2	0		
Group A Crimes per 100,000 population	3,025.2		Rape	0	0	0		
			Sodomy	0	0	0		
			Sexual Assault With An Object	0	0	0		
			Fondling	0	0	0		
			Incest	0	0	0		
Arrest Overview			Statutory Rape	0	0	0		
Total Arrests	145		Aggravated Assault	2	2	0		
Adult Arrests	132		Simple Assault	42	24	5		
Juvenile Arrests	13		Intimidation	63	22	0		
Unknown Age	0		Human Trafficking, Commercial Sex Acts	0	0	0		
			Human Trafficking, Involuntary Servitude	0	0	0		
Arrests per 100,000 population	1,642.9		Crimes Against Property					
Average number offenses/incident	1.08		Arson	0	0	0		
			Bribery	0	0	0		
			Burglary/Breaking & Entering	4	2	2		
			Counterfeiting/Forgery	2	0	0		
Group B Arrests				Destruction/Damage/Vandalism of Property	46	8	3	1
Offense	Adult	Juvenile	Embezzlement	0	0	0	0	
Bad Checks	0	0	Extortion/Blackmail	0	0	0	0	
Curfew/Loitering/Vagrancy Violations	0	0	False Pretenses/Swindle/Confidence Game	15	1	0	0	
Disorderly Conduct	5	0	Credit Card/Automated Teller Machine Fraud	0	0	0	0	
Driving Under the Influence	26	0	Impersonation	0	0	0	0	
Drunkenness	0	0	Welfare Fraud	0	0	0	0	
Family Offenses (Nonviolent)	1	0	Wire Fraud	0	0	0	0	
Liquor Law Violations	0	2	Identity Theft	0	0	0	0	
Peeping Tom	0	0	Hacking/Computer Invasion	0	0	0	0	
Trespass of Real Property	1	2	Robbery	0	0	0	0	
All Other Offenses	35	2	Pocket-picking	0	0	0	0	
Total Group B	68	6	Purse-snatching	0	0	0	0	
			Shoplifting	21	12	1	0	
			Theft From Building	8	1	0	0	
			Theft From Coin Operated Machine or Device	1	0	0	0	
			Theft From Motor Vehicle	5	0	0	0	
			Theft of Motor Vehicle Parts/Accessories	0	0	0	0	
			All Other Larceny	39	7	17	1	
			Motor Vehicle Theft	1	0	0	0	
			Stolen Property Offenses	0	0	1	0	
			Crimes Against Society					
			Drug/Narcotic Violations	15	12	10	0	
			Drug Equipment Violations	0	0	0	0	
			Betting/Wagering	0	0	0	0	
			Operating/Promoting/Assisting Gambling	0	0	0	0	
			Gambling Equipment Violations	0	0	0	0	
			Sports Tampering	0	0	0	0	
			Pornography/Obscene Material	0	0	0	0	
			Prostitution	0	0	0	0	
			Assisting or Promoting Prostitution	0	0	0	0	
			Purchasing Prostitution	0	0	0	0	
			Weapon Law Violations	1	1	0	0	
			Animal Cruelty	0	0	0	0	
			Total Group A Offenses	267	94	64	7	

(*) Offenses are counted using the FBI Units of Count for Crime

(**) The 'Arrests' column shows arrests made for incidents during the selected period, regardless of arrest date. Arrest counts for the same period may change over time.

This report is valid as of August 22, 2024 and is subject to change

Belfast PD - ME0140100 - NIBRS Agency Crime Overview - 2023

2023 Population Estimate		7,089	Offenses (*)		Arrests (**)	
			Reported	Cleared	Adult	Juvenile
Offense Overview			Crimes Against Persons			
Offense Total	93		Murder and Nonnegligent Manslaughter		0	0
Number Cleared	68		Negligent Manslaughter		0	0
Percent Cleared	73.12 %		Kidnapping/Abduction		0	0
Group A Crimes per 100,000 population	1,311.9		Rape		0	0
			Sodomy		0	0
			Sexual Assault With An Object		0	0
			Fondling		0	0
			Incest		0	0
Arrest Overview						
Total Arrests	94		Statutory Rape		0	0
Adult Arrests	86		Aggravated Assault		4	4
Juvenile Arrests	8		Simple Assault		23	18
Unknown Age	0		Intimidation		2	1
Arrests per 100,000 population	1,326.0		Human Trafficking, Commercial Sex Acts		0	0
			Human Trafficking, Involuntary Servitude		0	0
			Crimes Against Property			
			Arson		0	0
			Bribery		0	0
Average number offenses/incident	1.08		Burglary/Breaking & Entering		3	3
			Counterfeiting/Forgery		1	1
Group B Arrests						
Offense	Adult	Juvenile	Destruction/Damage/Vandalism of Property		0	0
Bad Checks	0	0	Embezzlement		0	0
Curfew/Loitering/Vagrancy Violations	0	0	Extortion/Blackmail		0	0
Disorderly Conduct	7	0	False Pretenses/Swindle/Confidence Game		2	2
Driving Under the Influence	15	0	Credit Card/Automated Teller Machine Fraud		0	0
Drunkenness	0	0	Impersonation		0	0
Family Offenses (Nonviolent)	1	0	Welfare Fraud		0	0
Liquor Law Violations	0	0	Wire Fraud		0	0
Peeping Tom	0	0	Identity Theft		0	0
Trespass of Real Property	0	0	Hacking/Computer Invasion		0	0
All Other Offenses	5	0	Robbery		1	1
Total Group B	28	0	Pocket-picking		0	0
			Purse-snatching		0	0
			Shoplifting		5	2
			Theft From Building		0	0
			Theft From Coin Operated Machine or Device		0	0
			Theft From Motor Vehicle		0	0
			Theft of Motor Vehicle Parts/Accessories		0	0
			All Other Larceny		34	18
			Motor Vehicle Theft		1	1
			Stolen Property Offenses		1	1
			Crimes Against Society			
			Drug/Narcotic Violations		13	13
			Drug Equipment Violations		0	0
			Betting/Wagering		0	0
			Operating/Promoting/Assisting Gambling		0	0
			Gambling Equipment Violations		0	0
			Sports Tampering		0	0
			Pornography/Obscene Material		0	0
			Prostitution		0	0
			Assisting or Promoting Prostitution		0	0
			Purchasing Prostitution		0	0
			Weapon Law Violations		2	2
			Animal Cruelty		1	1
			Total Group A Offenses		93	68
					58	8

(*) Offenses are counted using the FBI Units of Count for Crime

(**) The 'Arrests' column shows arrests made for incidents during the selected period, regardless of arrest date. Arrest counts for the same period may change over time.

This report is valid as of August 22, 2024 and is subject to change

Berwick PD - ME0160600 - NIBRS Agency Crime Overview - 2023

2023 Population Estimate		8,305	Offenses (*)		Arrests (**)	
			Reported	Cleared	Adult	Juvenile
Offense Overview			Crimes Against Persons			
Offense Total	180		Murder and Nonnegligent Manslaughter		1	0
Number Cleared	83		Negligent Manslaughter		0	0
Percent Cleared	46.11 %		Kidnapping/Abduction		0	0
Group A Crimes per 100,000 population	2,167.4		Rape		0	1
			Sodomy		0	0
			Sexual Assault With An Object		0	0
			Fondling		4	0
			Incest		0	0
Arrest Overview						
Total Arrests	100		Statutory Rape		0	0
Adult Arrests	89		Aggravated Assault		1	0
Juvenile Arrests	11		Simple Assault		25	3
Unknown Age	0		Intimidation		10	0
Arrests per 100,000 population	1,204.1		Human Trafficking, Commercial Sex Acts		0	0
			Human Trafficking, Involuntary Servitude		0	0
		Crimes Against Property				
			Arson		2	1
			Bribery		0	0
Average number offenses/incident	1.09		Burglary/Breaking & Entering		5	0
			Counterfeiting/Forgery		1	0
Group B Arrests						
Offense	Adult	Juvenile	Destruction/Damage/Vandalism of Property		45	1
Bad Checks	0	0	Embezzlement		0	0
Curfew/Loitering/Vagrancy Violations	0	0	Extortion/Blackmail		0	0
Disorderly Conduct	1	1	False Pretenses/Swindle/Confidence Game		8	0
Driving Under the Influence	17	0	Credit Card/Automated Teller Machine Fraud		7	0
Drunkenness	0	0	Impersonation		0	0
Family Offenses (Nonviolent)	0	0	Welfare Fraud		0	0
Liquor Law Violations	0	0	Wire Fraud		0	0
Peeping Tom	0	0	Identity Theft		1	0
Trespass of Real Property	6	0	Hacking/Computer Invasion		0	0
All Other Offenses	43	2	Robbery		0	0
Total Group B	67	3	Pocket-picking		0	0
			Purse-snatching		0	0
			Shoplifting		0	0
			Theft From Building		0	0
			Theft From Coin Operated Machine or Device		0	0
			Theft From Motor Vehicle		4	2
			Theft of Motor Vehicle Parts/Accessories		0	0
			All Other Larceny		35	0
			Motor Vehicle Theft		3	0
			Stolen Property Offenses		0	0
			Crimes Against Society			
			Drug/Narcotic Violations		16	3
			Drug Equipment Violations		1	0
			Betting/Wagering		0	0
			Operating/Promoting/Assisting Gambling		0	0
			Gambling Equipment Violations		0	0
			Sports Tampering		0	0
			Pornography/Obscene Material		3	0
			Prostitution		0	0
			Assisting or Promoting Prostitution		0	0
			Purchasing Prostitution		0	0
			Weapon Law Violations		0	0
			Animal Cruelty		0	0
			Total Group A Offenses		180	83
					22	8

(*) Offenses are counted using the FBI Units of Count for Crime

(**) The 'Arrests' column shows arrests made for incidents during the selected period, regardless of arrest date. Arrest counts for the same period may change over time.

This report is valid as of August 22, 2024 and is subject to change

Biddeford PD - ME0160100 - NIBRS Agency Crime Overview - 2023

2023 Population Estimate		22,404	Offenses (*)		Arrests (**)	
Offense Overview			Reported	Cleared	Adult	Juvenile
Offense Total		1,758	Group A Offenses		Crimes Against Persons	
Number Cleared		523	Murder and Nonnegligent Manslaughter		1	0
Percent Cleared		29.75 %	Negligent Manslaughter		0	0
Group A Crimes per 100,000 population		7,846.8	Kidnapping/Abduction		1	0
Arrest Overview			Rape		10	1
Total Arrests		830	Sodomy		1	0
Adult Arrests		785	Sexual Assault With An Object		0	0
Juvenile Arrests		45	Fondling		21	6
Unknown Age		0	Incest		1	0
Arrests per 100,000 population		3,704.7	Statutory Rape		5	2
Average number offenses/incident		1.12	Aggravated Assault		55	23
Group B Arrests			Simple Assault		295	112
Offense		Adult	Intimidation		175	47
Bad Checks		0	Human Trafficking, Commercial Sex Acts		0	0
Curfew/Loitering/Vagrancy Violations		0	Human Trafficking, Involuntary Servitude		0	0
Disorderly Conduct		28	Crimes Against Property			
Driving Under the Influence		66	Arson		6	1
Drunkenness		0	Bribery		0	0
Family Offenses (Nonviolent)		0	Burglary/Breaking & Entering		37	8
Liquor Law Violations		10	Counterfeiting/Forgery		32	8
Peeping Tom		0	Destruction/Damage/Vandalism of Property		165	41
Trespass of Real Property		55	Embezzlement		0	0
All Other Offenses		266	Extortion/Blackmail		16	0
Total Group B		425	False Pretenses/Swindle/Confidence Game		78	3
			Credit Card/Automated Teller Machine Fraud		56	8
			Impersonation		0	0
			Welfare Fraud		0	0
			Wire Fraud		0	0
			Identity Theft		0	0
			Hacking/Computer Invasion		0	0
			Robbery		10	2
			Pocket-picking		0	0
			Purse-snatching		0	0
			Shoplifting		125	64
			Theft From Building		25	0
			Theft From Coin Operated Machine or Device		0	0
			Theft From Motor Vehicle		124	2
			Theft of Motor Vehicle Parts/Accessories		8	0
			All Other Larceny		369	115
			Motor Vehicle Theft		28	6
			Stolen Property Offenses		11	6
			Crimes Against Society			
			Drug/Narcotic Violations		84	63
			Drug Equipment Violations		3	0
			Betting/Wagering		0	0
			Operating/Promoting/Assisting Gambling		0	0
			Gambling Equipment Violations		0	0
			Sports Tampering		0	0
			Pornography/Obscene Material		4	0
			Prostitution		0	0
			Assisting or Promoting Prostitution		0	0
			Purchasing Prostitution		0	0
			Weapon Law Violations		12	4
			Animal Cruelty		0	0
			Total Group A Offenses		1,758	523
					360	37

(*) Offenses are counted using the FBI Units of Count for Crime

(**) The 'Arrests' column shows arrests made for incidents during the selected period, regardless of arrest date. Arrest counts for the same period may change over time.

This report is valid as of August 22, 2024 and is subject to change

Boothbay Harbor PD - ME0080100 - NIBRS Agency Crime Overview - 2023

2023 Population Estimate		2,099	Offenses (*)		Arrests (**)	
			Reported	Cleared	Adult	Juvenile
Offense Overview			Crimes Against Persons			
Offense Total	15		Murder and Nonnegligent Manslaughter	0	0	0
Number Cleared	8		Negligent Manslaughter	0	0	0
Percent Cleared	53.33 %		Kidnapping/Abduction	0	0	0
Group A Crimes per 100,000 population	714.6		Rape	0	0	0
			Sodomy	0	0	0
			Sexual Assault With An Object	0	0	0
			Fondling	0	0	0
			Incest	0	0	0
Arrest Overview			Statutory Rape	0	0	0
Total Arrests	34		Aggravated Assault	1	1	0
Adult Arrests	29		Simple Assault	4	2	1
Juvenile Arrests	5		Intimidation	0	0	0
Unknown Age	0		Human Trafficking, Commercial Sex Acts	0	0	0
Arrests per 100,000 population	1,619.8		Human Trafficking, Involuntary Servitude	0	0	0
			Crimes Against Property			
Average number offenses/incident	1.00		Arson	0	0	0
			Bribery	0	0	0
			Burglary/Breaking & Entering	0	0	0
Group B Arrests			Counterfeiting/Forgery	1	0	0
Offense	Adult	Juvenile	Destruction/Damage/Vandalism of Property	1	1	0
Bad Checks	1	0	Embezzlement	0	0	0
Curfew/Loitering/Vagrancy Violations	0	0	Extortion/Blackmail	0	0	0
Disorderly Conduct	1	1	False Pretenses/Swindle/Confidence Game	0	0	0
Driving Under the Influence	8	0	Credit Card/Automated Teller Machine Fraud	0	0	0
Drunkenness	0	0	Impersonation	0	0	0
Family Offenses (Nonviolent)	0	0	Welfare Fraud	0	0	0
Liquor Law Violations	0	0	Wire Fraud	0	0	0
Peeping Tom	0	0	Identity Theft	0	0	0
Trespass of Real Property	0	0	Hacking/Computer Invasion	0	0	0
All Other Offenses	13	2	Robbery	0	0	0
Total Group B	23	3	Pocket-picking	0	0	0
			Purse-snatching	0	0	0
			Shoplifting	1	1	0
			Theft From Building	1	0	0
			Theft From Coin Operated Machine or Device	0	0	0
			Theft From Motor Vehicle	1	0	0
			Theft of Motor Vehicle Parts/Accessories	1	0	0
			All Other Larceny	1	0	0
			Motor Vehicle Theft	0	0	0
			Stolen Property Offenses	1	1	0
			Crimes Against Society			
			Drug/Narcotic Violations	1	1	0
			Drug Equipment Violations	0	0	0
			Betting/Wagering	0	0	0
			Operating/Promoting/Assisting Gambling	0	0	0
			Gambling Equipment Violations	0	0	0
			Sports Tampering	0	0	0
			Pornography/Obscene Material	0	0	0
			Prostitution	0	0	0
			Assisting or Promoting Prostitution	0	0	0
			Purchasing Prostitution	0	0	0
			Weapon Law Violations	1	1	0
			Animal Cruelty	0	0	0
			Total Group A Offenses		15	8
					6	2

(*) Offenses are counted using the FBI Units of Count for Crime

(**) The 'Arrests' column shows arrests made for incidents during the selected period, regardless of arrest date. Arrest counts for the same period may change over time.

This report is valid as of August 22, 2024 and is subject to change

Brewer PD - ME0100200 - NIBRS Agency Crime Overview - 2023

2023 Population Estimate		9,665	Offenses (*)		Arrests (**)		
			Reported	Cleared	Adult	Juvenile	
Offense Overview			Crimes Against Persons				
Offense Total	346		Murder and Nonnegligent Manslaughter	0	0	0	
Number Cleared	128		Negligent Manslaughter	0	0	0	
Percent Cleared	36.99 %		Kidnapping/Abduction	1	1	0	
Group A Crimes per 100,000 population	3,579.9		Rape	0	0	0	
			Sodomy	0	0	0	
			Sexual Assault With An Object	0	0	0	
			Fondling	0	0	0	
			Incest	0	0	0	
			Statutory Rape	0	0	0	
Arrest Overview			Aggravated Assault	2	2	3	
			Simple Assault	23	18	18	
			Intimidation	18	13	12	
			Human Trafficking, Commercial Sex Acts	0	0	0	
			Human Trafficking, Involuntary Servitude	0	0	0	
			Crimes Against Property				
Arrests per 100,000 population	1,810.7		Arson	0	0	0	
			Bribery	0	0	0	
			Burglary/Breaking & Entering	4	3	2	
			Counterfeiting/Forgery	0	0	0	
			Destruction/Damage/Vandalism of Property	15	6	3	
			Embezzlement	0	0	0	
Average number offenses/incident	1.07		Extortion/Blackmail	0	0	0	
			False Pretenses/Swindle/Confidence Game	1	0	0	
			Credit Card/Automated Teller Machine Fraud	0	0	0	
			Impersonation	0	0	0	
			Welfare Fraud	0	0	0	
			Wire Fraud	0	0	0	
Group B Arrests							
Offense	Adult	Juvenile					
Bad Checks	0	0		Extortion/Blackmail	0	0	0
Curfew/Loitering/Vagrancy Violations	0	0		False Pretenses/Swindle/Confidence Game	1	0	0
Disorderly Conduct	6	0		Credit Card/Automated Teller Machine Fraud	0	0	0
Driving Under the Influence	2	0		Impersonation	0	0	0
Drunkenness	0	0		Welfare Fraud	0	0	0
Family Offenses (Nonviolent)	1	0		Wire Fraud	0	0	0
Liquor Law Violations	0	1		Identity Theft	0	0	0
Peeping Tom	0	0		Hacking/Computer Invasion	0	0	0
Trespass of Real Property	5	0		Robbery	0	0	0
All Other Offenses	40	0		Pocket-picking	0	0	0
Total Group B	54	1		Purse-snatching	1	0	0
				Shoplifting	125	24	0
				Theft From Building	1	0	0
				Theft From Coin Operated Machine or Device	0	0	0
				Theft From Motor Vehicle	10	0	1
				Theft of Motor Vehicle Parts/Accessories	2	0	0
				All Other Larceny	62	12	34
				Motor Vehicle Theft	6	1	0
				Stolen Property Offenses	0	0	2
				Crimes Against Society			
				Drug/Narcotic Violations	73	47	43
				Drug Equipment Violations	0	0	0
				Betting/Wagering	0	0	0
				Operating/Promoting/Assisting Gambling	0	0	0
				Gambling Equipment Violations	0	0	0
				Sports Tampering	0	0	0
				Pornography/Obscene Material	0	0	0
				Prostitution	0	0	0
				Assisting or Promoting Prostitution	0	0	0
				Purchasing Prostitution	0	0	0
				Weapon Law Violations	2	1	0
				Animal Cruelty	0	0	0
				Total Group A Offenses	346	128	118
							2

(*) Offenses are counted using the FBI Units of Count for Crime

(**) The 'Arrests' column shows arrests made for incidents during the selected period, regardless of arrest date. Arrest counts for the same period may change over time.

This report is valid as of August 22, 2024 and is subject to change

Bridgton PD - ME0030900 - NIBRS Agency Crime Overview - 2023

2023 Population Estimate		5,756	Offenses (*)		Arrests (**)	
			Reported	Cleared	Adult	Juvenile
Offense Overview			Crimes Against Persons			
Offense Total	115		Murder and Nonnegligent Manslaughter		1	1
Number Cleared	89		Negligent Manslaughter		0	0
Percent Cleared	77.39 %		Kidnapping/Abduction		0	0
Group A Crimes per 100,000 population	1,997.9		Rape		3	3
			Sodomy		0	0
			Sexual Assault With An Object		0	0
			Fondling		0	0
			Incest		0	0
Arrest Overview			Statutory Rape		1	1
Total Arrests	133		Aggravated Assault		4	4
Adult Arrests	131		Simple Assault		25	24
Juvenile Arrests	2		Intimidation		8	7
Unknown Age	0		Human Trafficking, Commercial Sex Acts		0	0
			Human Trafficking, Involuntary Servitude		0	0
Arrests per 100,000 population	2,310.6		Crimes Against Property			
Average number offenses/incident	1.17		Arson		0	0
			Bribery		0	0
			Burglary/Breaking & Entering		10	7
			Counterfeiting/Forgery		1	1
			Destruction/Damage/Vandalism of Property		15	9
Group B Arrests						
Offense	Adult	Juvenile	Embezzlement		0	0
Bad Checks	0	0	Extortion/Blackmail		0	0
Curfew/Loitering/Vagrancy Violations	0	0	False Pretenses/Swindle/Confidence Game		1	0
Disorderly Conduct	8	0	Credit Card/Automated Teller Machine Fraud		0	0
Driving Under the Influence	18	0	Impersonation		0	0
Drunkenness	0	0	Welfare Fraud		0	0
Family Offenses (Nonviolent)	0	0	Wire Fraud		0	0
Liquor Law Violations	0	0	Identity Theft		0	0
Peeping Tom	0	0	Hacking/Computer Invasion		0	0
Trespass of Real Property	4	0	Robbery		0	0
All Other Offenses	28	0	Pocket-picking		0	0
Total Group B	58	0	Purse-snatching		0	0
			Shoplifting		0	0
			Theft From Building		0	0
			Theft From Coin Operated Machine or Device		0	0
			Theft From Motor Vehicle		1	0
			Theft of Motor Vehicle Parts/Accessories		0	0
			All Other Larceny		39	26
			Motor Vehicle Theft		0	0
			Stolen Property Offenses		0	0
			Crimes Against Society			
			Drug/Narcotic Violations		4	4
			Drug Equipment Violations		0	0
			Betting/Wagering		0	0
			Operating/Promoting/Assisting Gambling		0	0
			Gambling Equipment Violations		0	0
			Sports Tampering		0	0
			Pornography/Obscene Material		0	0
			Prostitution		0	0
			Assisting or Promoting Prostitution		0	0
			Purchasing Prostitution		0	0
			Weapon Law Violations		2	2
			Animal Cruelty		0	0
			Total Group A Offenses		115	89
					73	2

(*) Offenses are counted using the FBI Units of Count for Crime

(**) The 'Arrests' column shows arrests made for incidents during the selected period, regardless of arrest date. Arrest counts for the same period may change over time.

This report is valid as of August 22, 2024 and is subject to change

Brunswick PD - ME0030100 - NIBRS Agency Crime Overview - 2023

2023 Population Estimate		21,867	Offenses (*)		Arrests (**)			
			Reported	Cleared	Adult	Juvenile		
Offense Overview			Crimes Against Persons					
Offense Total	665		Murder and Nonnegligent Manslaughter	0	0	0		
Number Cleared	431		Negligent Manslaughter	0	0	0		
Percent Cleared	64.81 %		Kidnapping/Abduction	0	0	0		
Group A Crimes per 100,000 population	3,041.1		Rape	11	0	0		
			Sodomy	0	0	1	0	
			Sexual Assault With An Object	1	1	0	0	
			Fondling	5	2	2	0	
			Incest	1	0	0	0	
Arrest Overview			Statutory Rape	3	0	0	0	
Total Arrests	881		Aggravated Assault	13	10	7	0	
Adult Arrests	823		Simple Assault	58	42	28	3	
Juvenile Arrests	58		Intimidation	31	18	5	2	
Unknown Age	0		Human Trafficking, Commercial Sex Acts	0	0	0	0	
Arrests per 100,000 population	4,028.9		Human Trafficking, Involuntary Servitude	0	0	0	0	
			Crimes Against Property					
Average number offenses/incident	1.15		Arson	2	0	0	0	
			Bribery	0	0	0	0	
			Burglary/Breaking & Entering	12	4	3	0	
			Counterfeiting/Forgery	8	5	4	0	
Group B Arrests				Destruction/Damage/Vandalism of Property	76	37	10	2
Offense	Adult	Juvenile		Embezzlement	0	0	0	0
Bad Checks	1	0		Extortion/Blackmail	1	0	0	0
Curfew/Loitering/Vagrancy Violations	0	0		False Pretenses/Swindle/Confidence Game	27	3	0	0
Disorderly Conduct	14	0		Credit Card/Automated Teller Machine Fraud	11	4	0	0
Driving Under the Influence	133	3		Impersonation	0	0	0	0
Drunkenness	0	0		Welfare Fraud	0	0	0	0
Family Offenses (Nonviolent)	0	0		Wire Fraud	0	0	0	0
Liquor Law Violations	5	0		Identity Theft	0	0	0	0
Peeping Tom	0	0		Hacking/Computer Invasion	0	0	0	0
Trespass of Real Property	25	3		Robbery	1	1	0	0
All Other Offenses	340	28		Pocket-picking	0	0	0	0
Total Group B	518	34		Purse-snatching	0	0	0	0
				Shoplifting	14	12	13	0
				Theft From Building	0	0	0	0
				Theft From Coin Operated Machine or Device	0	0	0	0
				Theft From Motor Vehicle	12	5	0	1
				Theft of Motor Vehicle Parts/Accessories	0	0	0	0
				All Other Larceny	243	170	168	15
				Motor Vehicle Theft	14	7	5	0
				Stolen Property Offenses	0	0	0	0
				Crimes Against Society				
				Drug/Narcotic Violations	85	84	53	1
				Drug Equipment Violations	16	15	2	0
				Betting/Wagering	0	0	0	0
				Operating/Promoting/Assisting Gambling	0	0	0	0
				Gambling Equipment Violations	0	0	0	0
				Sports Tampering	0	0	0	0
				Pornography/Obscene Material	5	1	0	0
				Prostitution	2	0	0	0
				Assisting or Promoting Prostitution	1	0	0	0
				Purchasing Prostitution	0	0	0	0
				Weapon Law Violations	11	10	4	0
				Animal Cruelty	1	0	0	0
				Total Group A Offenses	665	431	305	24

(*) Offenses are counted using the FBI Units of Count for Crime

(**) The 'Arrests' column shows arrests made for incidents during the selected period, regardless of arrest date. Arrest counts for the same period may change over time.

This report is valid as of August 22, 2024 and is subject to change

Bucksport PD - ME0050300 - NIBRS Agency Crime Overview - 2023

2023 Population Estimate		5,050	Offenses (*)		Arrests (**)	
			Reported	Cleared	Adult	Juvenile
Offense Overview			Crimes Against Persons			
Offense Total	112		Murder and Nonnegligent Manslaughter		0	0
Number Cleared	66		Negligent Manslaughter		0	0
Percent Cleared	58.93 %		Kidnapping/Abduction		0	0
Group A Crimes per 100,000 population	2,217.8		Rape		4	1
			Sodomy		0	0
			Sexual Assault With An Object		0	0
			Fondling		1	0
			Incest		0	0
Arrest Overview			Statutory Rape		0	0
Total Arrests	135		Aggravated Assault		2	2
Adult Arrests	121		Simple Assault		13	9
Juvenile Arrests	14		Intimidation		10	2
Unknown Age	0		Human Trafficking, Commercial Sex Acts		0	0
			Human Trafficking, Involuntary Servitude		0	0
Arrests per 100,000 population	2,673.3		Crimes Against Property			
Average number offenses/incident	1.06		Arson		0	0
			Bribery		0	0
			Burglary/Breaking & Entering		4	1
			Counterfeiting/Forgery		1	0
			Destruction/Damage/Vandalism of Property		10	4
Group B Arrests						
Offense	Adult	Juvenile	Embezzlement		0	0
Bad Checks	0	0	Extortion/Blackmail		0	0
Curfew/Loitering/Vagrancy Violations	0	0	False Pretenses/Swindle/Confidence Game		1	1
Disorderly Conduct	0	0	Credit Card/Automated Teller Machine Fraud		1	0
Driving Under the Influence	32	0	Impersonation		1	0
Drunkenness	0	0	Welfare Fraud		0	0
Family Offenses (Nonviolent)	0	0	Wire Fraud		1	0
Liquor Law Violations	2	0	Identity Theft		0	0
Peeping Tom	0	0	Hacking/Computer Invasion		0	0
Trespass of Real Property	1	1	Robbery		0	0
All Other Offenses	44	0	Pocket-picking		0	0
Total Group B	79	1	Purse-snatching		0	0
			Shoplifting		6	4
			Theft From Building		9	4
			Theft From Coin Operated Machine or Device		0	0
			Theft From Motor Vehicle		0	0
			Theft of Motor Vehicle Parts/Accessories		0	0
			All Other Larceny		13	3
			Motor Vehicle Theft		1	1
			Stolen Property Offenses		0	0
			Crimes Against Society			
			Drug/Narcotic Violations		31	31
			Drug Equipment Violations		0	0
			Betting/Wagering		0	0
			Operating/Promoting/Assisting Gambling		0	0
			Gambling Equipment Violations		0	0
			Sports Tampering		0	0
			Pornography/Obscene Material		0	0
			Prostitution		0	0
			Assisting or Promoting Prostitution		0	0
			Purchasing Prostitution		0	0
			Weapon Law Violations		1	1
			Animal Cruelty		2	2
			Total Group A Offenses		112	66
					42	13

(*) Offenses are counted using the FBI Units of Count for Crime

(**) The 'Arrests' column shows arrests made for incidents during the selected period, regardless of arrest date. Arrest counts for the same period may change over time.

This report is valid as of August 22, 2024 and is subject to change

Buxton PD - ME0161800 - NIBRS Agency Crime Overview - 2023

2023 Population Estimate		8,574	Offenses (*)		Arrests (**)	
			Reported	Cleared	Adult	Juvenile
Offense Overview			Crimes Against Persons			
Offense Total	230	Murder and Nonnegligent Manslaughter		0	0	0
Number Cleared	101	Negligent Manslaughter		0	0	0
Percent Cleared	43.91 %	Kidnapping/Abduction		0	0	0
Group A Crimes per 100,000 population	2,682.5	Rape		2	1	0
		Sodomy		0	0	0
		Sexual Assault With An Object		0	0	0
		Fondling		5	0	0
		Incest		0	0	0
Arrest Overview			Statutory Rape		0	0
Total Arrests	231	Aggravated Assault		4	4	0
Adult Arrests	217	Simple Assault		46	24	6
Juvenile Arrests	14	Intimidation		12	5	1
Unknown Age	0	Human Trafficking, Commercial Sex Acts		0	0	0
		Human Trafficking, Involuntary Servitude		0	0	0
Arrests per 100,000 population	2,694.2	Crimes Against Property				
Average number offenses/incident	1.06	Arson		2	0	0
		Bribery		0	0	0
		Burglary/Breaking & Entering		1	1	0
		Counterfeiting/Forgery		3	0	0
		Destruction/Damage/Vandalism of Property		26	4	0
Group B Arrests						
Offense	Adult	Juvenile	Embezzlement	0	0	0
Bad Checks	0	0	Extortion/Blackmail	0	0	0
Curfew/Loitering/Vagrancy Violations	0	0	False Pretenses/Swindle/Confidence Game	8	2	0
Disorderly Conduct	3	2	Credit Card/Automated Teller Machine Fraud	4	1	0
Driving Under the Influence	41	0	Impersonation	1	1	0
Drunkenness	0	0	Welfare Fraud	0	0	0
Family Offenses (Nonviolent)	0	0	Wire Fraud	1	0	0
Liquor Law Violations	4	2	Identity Theft	0	0	0
Peeping Tom	0	0	Hacking/Computer Invasion	0	0	0
Trespass of Real Property	1	1	Robbery	1	0	0
All Other Offenses	101	0	Pocket-picking	0	0	0
Total Group B	150	5	Purse-snatching	0	0	0
			Shoplifting	7	4	4
			Theft From Building	19	3	0
			Theft From Coin Operated Machine or Device	0	0	0
			Theft From Motor Vehicle	3	0	0
			Theft of Motor Vehicle Parts/Accessories	6	0	0
			All Other Larceny	19	1	0
			Motor Vehicle Theft	7	4	0
			Stolen Property Offenses	2	1	0
			Crimes Against Society			
			Drug/Narcotic Violations	48	44	26
			Drug Equipment Violations	2	1	0
			Betting/Wagering	0	0	0
			Operating/Promoting/Assisting Gambling	0	0	0
			Gambling Equipment Violations	0	0	0
			Sports Tampering	0	0	0
			Pornography/Obscene Material	0	0	0
			Prostitution	0	0	0
			Assisting or Promoting Prostitution	0	0	0
			Purchasing Prostitution	0	0	0
			Weapon Law Violations	1	0	0
			Animal Cruelty	0	0	0
			Total Group A Offenses	230	101	67
						9

(*) Offenses are counted using the FBI Units of Count for Crime

(**) The 'Arrests' column shows arrests made for incidents during the selected period, regardless of arrest date. Arrest counts for the same period may change over time.

This report is valid as of August 22, 2024 and is subject to change

Calais PD - ME0150100 - NIBRS Agency Crime Overview - 2023

2023 Population Estimate		3,134	Offenses (*)		Arrests (**)			
Offense Overview			Group A Offenses		Reported	Cleared	Adult	Juvenile
			Crimes Against Persons					
Offense Total	49		Murder and Nonnegligent Manslaughter		0	0	0	0
Number Cleared	41		Negligent Manslaughter		0	0	0	0
Percent Cleared	83.67 %		Kidnapping/Abduction		0	0	0	0
Group A Crimes per 100,000 population	1,563.5		Rape		0	0	0	0
			Sodomy		0	0	0	0
			Sexual Assault With An Object		0	0	0	0
			Fondling		1	0	0	0
			Incest		0	0	0	0
			Statutory Rape		0	0	0	0
Total Arrests	85		Aggravated Assault		0	0	0	0
Adult Arrests	68		Simple Assault		12	9	4	4
Juvenile Arrests	17		Intimidation		0	0	0	0
Unknown Age	0		Human Trafficking, Commercial Sex Acts		0	0	0	0
			Human Trafficking, Involuntary Servitude		0	0	0	0
Arrests per 100,000 population	2,712.2		Crimes Against Property					
			Arson		0	0	0	0
			Bribery		0	0	0	0
			Burglary/Breaking & Entering		5	3	0	3
			Counterfeiting/Forgery		0	0	0	0
			Destruction/Damage/Vandalism of Property		1	1	1	0
			Embezzlement		0	0	0	0
			Extortion/Blackmail		0	0	0	0
			False Pretenses/Swindle/Confidence Game		0	0	0	0
			Credit Card/Automated Teller Machine Fraud		0	0	0	0
			Impersonation		0	0	0	0
			Welfare Fraud		0	0	0	0
			Wire Fraud		0	0	0	0
			Identity Theft		0	0	0	0
			Hacking/Computer Invasion		0	0	0	0
			Robbery		0	0	0	0
			Pocket-picking		0	0	0	0
			Purse-snatching		0	0	0	0
			Shoplifting		11	11	9	2
			Theft From Building		0	0	0	0
			Theft From Coin Operated Machine or Device		0	0	0	0
			Theft From Motor Vehicle		0	0	0	0
			Theft of Motor Vehicle Parts/Accessories		0	0	0	0
			All Other Larceny		9	7	5	2
			Motor Vehicle Theft		5	5	3	3
			Stolen Property Offenses		0	0	0	0
			Crimes Against Society					
			Drug/Narcotic Violations		5	5	5	0
			Drug Equipment Violations		0	0	0	0
			Betting/Wagering		0	0	0	0
			Operating/Promoting/Assisting Gambling		0	0	0	0
			Gambling Equipment Violations		0	0	0	0
			Sports Tampering		0	0	0	0
			Pornography/Obscene Material		0	0	0	0
			Prostitution		0	0	0	0
			Assisting or Promoting Prostitution		0	0	0	0
			Purchasing Prostitution		0	0	0	0
			Weapon Law Violations		0	0	0	0
			Animal Cruelty		0	0	0	0
			Total Group A Offenses		49	41	27	14
Group B Arrests								
Offense	Adult	Juvenile						
Bad Checks	0	0						
Curfew/Loitering/Vagrancy Violations	0	0						
Disorderly Conduct	1	0						
Driving Under the Influence	4	0						
Drunkenness	0	0						
Family Offenses (Nonviolent)	0	0						
Liquor Law Violations	1	1						
Peeping Tom	0	0						
Trespass of Real Property	2	1						
All Other Offenses	33	1						
Total Group B	41	3						

(*) Offenses are counted using the FBI Units of Count for Crime

(**) The 'Arrests' column shows arrests made for incidents during the selected period, regardless of arrest date. Arrest counts for the same period may change over time.

This report is valid as of August 22, 2024 and is subject to change

Camden PD - ME0070100 - NIBRS Agency Crime Overview - 2023

2023 Population Estimate		5,312	Offenses (*)		Arrests (**)	
			Reported	Cleared	Adult	Juvenile
Offense Overview			Crimes Against Persons			
Offense Total	10		Murder and Nonnegligent Manslaughter	0	0	0
Number Cleared	1		Negligent Manslaughter	0	0	0
Percent Cleared	10.00 %		Kidnapping/Abduction	0	0	0
Group A Crimes per 100,000 population	188.3		Rape	0	0	0
			Sodomy	0	0	0
			Sexual Assault With An Object	0	0	0
			Fondling	0	0	0
			Incest	0	0	0
Arrest Overview			Statutory Rape	0	0	0
Total Arrests	9		Aggravated Assault	0	0	0
Adult Arrests	9		Simple Assault	1	0	0
Juvenile Arrests	0		Intimidation	1	0	0
Unknown Age	0		Human Trafficking, Commercial Sex Acts	0	0	0
Arrests per 100,000 population	169.4		Human Trafficking, Involuntary Servitude	0	0	0
			Crimes Against Property			
Average number offenses/incident	1.00		Arson	0	0	0
			Bribery	0	0	0
			Burglary/Breaking & Entering	0	0	0
Group B Arrests			Counterfeiting/Forgery	0	0	0
Offense	Adult	Juvenile	Destruction/Damage/Vandalism of Property	0	0	0
Bad Checks	0	0	Embezzlement	0	0	0
Curfew/Loitering/Vagrancy Violations	0	0	Extortion/Blackmail	0	0	0
Disorderly Conduct	0	0	False Pretenses/Swindle/Confidence Game	1	0	0
Driving Under the Influence	2	0	Credit Card/Automated Teller Machine Fraud	0	0	0
Drunkenness	0	0	Impersonation	0	0	0
Family Offenses (Nonviolent)	0	0	Welfare Fraud	0	0	0
Liquor Law Violations	0	0	Wire Fraud	0	0	0
Peeping Tom	0	0	Identity Theft	0	0	0
Trespass of Real Property	1	0	Hacking/Computer Invasion	0	0	0
All Other Offenses	5	0	Robbery	0	0	0
Total Group B	8	0	Pocket-picking	0	0	0
			Purse-snatching	0	0	0
			Shoplifting	1	1	0
			Theft From Building	0	0	0
			Theft From Coin Operated Machine or Device	0	0	0
			Theft From Motor Vehicle	0	0	0
			Theft of Motor Vehicle Parts/Accessories	0	0	0
			All Other Larceny	6	0	1
			Motor Vehicle Theft	0	0	0
			Stolen Property Offenses	0	0	0
			Crimes Against Society			
			Drug/Narcotic Violations	0	0	0
			Drug Equipment Violations	0	0	0
			Betting/Wagering	0	0	0
			Operating/Promoting/Assisting Gambling	0	0	0
			Gambling Equipment Violations	0	0	0
			Sports Tampering	0	0	0
			Pornography/Obscene Material	0	0	0
			Prostitution	0	0	0
			Assisting or Promoting Prostitution	0	0	0
			Purchasing Prostitution	0	0	0
			Weapon Law Violations	0	0	0
			Animal Cruelty	0	0	0
			Total Group A Offenses		10	1
					1	0

(*) Offenses are counted using the FBI Units of Count for Crime

(**) The 'Arrests' column shows arrests made for incidents during the selected period, regardless of arrest date. Arrest counts for the same period may change over time.

This report is valid as of August 22, 2024 and is subject to change

Cape Elizabeth PD - ME0030200 - NIBRS Agency Crime Overview - 2023

2023 Population Estimate		9,601	Offenses (*)		Arrests (**)		
			Reported	Cleared	Adult	Juvenile	
Offense Overview			Crimes Against Persons				
Offense Total	64		Murder and Nonnegligent Manslaughter	0	0	0	
Number Cleared	4		Negligent Manslaughter	0	0	0	
Percent Cleared	6.25 %		Kidnapping/Abduction	0	0	0	
Group A Crimes per 100,000 population	666.6		Rape	0	0	0	
			Sodomy	0	0	0	
			Sexual Assault With An Object	0	0	0	
			Fondling	1	0	0	
			Incest	0	0	0	
Arrest Overview			Statutory Rape	0	0	0	
Total Arrests	15		Aggravated Assault	0	0	0	
Adult Arrests	15		Simple Assault	6	0	0	
Juvenile Arrests	0		Intimidation	4	1	0	
Unknown Age	0		Human Trafficking, Commercial Sex Acts	0	0	0	
Arrests per 100,000 population	156.2		Human Trafficking, Involuntary Servitude	0	0	0	
			Crimes Against Property				
Average number offenses/incident	1.03		Arson	0	0	0	
			Bribery	0	0	0	
			Burglary/Breaking & Entering	3	1	1	
			Counterfeiting/Forgery	1	0	0	
Group B Arrests				Destruction/Damage/Vandalism of Property	6	1	0
Offense	Adult	Juvenile	Embezzlement	0	0	0	0
Bad Checks	0	0	Extortion/Blackmail	1	0	0	0
Curfew/Loitering/Vagrancy Violations	0	0	False Pretenses/Swindle/Confidence Game	5	0	0	0
Disorderly Conduct	0	0	Credit Card/Automated Teller Machine Fraud	9	0	0	0
Driving Under the Influence	7	0	Impersonation	0	0	0	0
Drunkenness	0	0	Welfare Fraud	0	0	0	0
Family Offenses (Nonviolent)	0	0	Wire Fraud	4	0	0	0
Liquor Law Violations	0	0	Identity Theft	8	0	0	0
Peeping Tom	0	0	Hacking/Computer Invasion	0	0	0	0
Trespass of Real Property	0	0	Robbery	0	0	0	0
All Other Offenses	5	0	Pocket-picking	0	0	0	0
Total Group B	12	0	Purse-snatching	0	0	0	0
			Shoplifting	1	0	0	0
			Theft From Building	4	0	0	0
			Theft From Coin Operated Machine or Device	0	0	0	0
			Theft From Motor Vehicle	3	0	0	0
			Theft of Motor Vehicle Parts/Accessories	1	0	0	0
			All Other Larceny	3	0	0	0
			Motor Vehicle Theft	0	0	0	0
			Stolen Property Offenses	0	0	0	0
			Crimes Against Society				
			Drug/Narcotic Violations	2	1	1	0
			Drug Equipment Violations	0	0	0	0
			Betting/Wagering	0	0	0	0
			Operating/Promoting/Assisting Gambling	0	0	0	0
			Gambling Equipment Violations	0	0	0	0
			Sports Tampering	0	0	0	0
			Pornography/Obscene Material	0	0	0	0
			Prostitution	1	0	0	0
			Assisting or Promoting Prostitution	0	0	0	0
			Purchasing Prostitution	0	0	0	0
			Weapon Law Violations	0	0	0	0
			Animal Cruelty	1	0	0	0
			Total Group A Offenses	64	4	3	0

(*) Offenses are counted using the FBI Units of Count for Crime

(**) The 'Arrests' column shows arrests made for incidents during the selected period, regardless of arrest date. Arrest counts for the same period may change over time.

This report is valid as of August 22, 2024 and is subject to change

Capitol Police - ME0061500 - NIBRS Agency Crime Overview - 2023

2023 Population Estimate			N/A	Offenses (*)		Arrests (**)		
				Reported	Cleared	Adult	Juvenile	
Offense Overview				Crimes Against Persons				
Offense Total		23	Murder and Nonnegligent Manslaughter		0	0	0	0
Number Cleared		7	Negligent Manslaughter		0	0	0	0
Percent Cleared		30.43 %	Kidnapping/Abduction		0	0	0	0
Group A Crimes per 100,000 population		N/A	Rape		1	0	0	0
			Sodomy		0	0	0	0
			Sexual Assault With An Object		0	0	0	0
			Fondling		0	0	0	0
			Incest		0	0	0	0
Arrest Overview								
Total Arrests		10	Statutory Rape		0	0	0	0
Adult Arrests		7	Aggravated Assault		0	0	0	0
Juvenile Arrests		3	Simple Assault		12	2	2	0
			Intimidation		3	1	1	0
Unknown Age		0	Human Trafficking, Commercial Sex Acts		0	0	0	0
			Human Trafficking, Involuntary Servitude		0	0	0	0
Arrests per 100,000 population		N/A	Crimes Against Property					
Average number offenses/incident		1.21	Arson		0	0	0	0
			Bribery		0	0	0	0
			Burglary/Breaking & Entering		0	0	0	0
			Counterfeiting/Forgery		0	0	0	0
			Destruction/Damage/Vandalism of Property		4	3	1	0
Group B Arrests								
Offense	Adult	Juvenile	Embezzlement		0	0	0	0
Bad Checks	0	0	Extortion/Blackmail		0	0	0	0
Curfew/Loitering/Vagrancy Violations	0	0	False Pretenses/Swindle/Confidence Game		0	0	0	0
Disorderly Conduct	0	0	Credit Card/Automated Teller Machine Fraud		0	0	0	0
Driving Under the Influence	0	0	Impersonation		0	0	0	0
Drunkenness	0	0	Welfare Fraud		0	0	0	0
Family Offenses (Nonviolent)	0	0	Wire Fraud		0	0	0	0
Liquor Law Violations	0	0	Identity Theft		0	0	0	0
Peeping Tom	0	0	Hacking/Computer Invasion		0	0	0	0
Trespass of Real Property	2	2	Robbery		0	0	0	0
All Other Offenses	1	1	Pocket-picking		0	0	0	0
Total Group B	3	3	Purse-snatching		0	0	0	0
			Shoplifting		0	0	0	0
			Theft From Building		0	0	0	0
			Theft From Coin Operated Machine or Device		0	0	0	0
			Theft From Motor Vehicle		0	0	0	0
			Theft of Motor Vehicle Parts/Accessories		0	0	0	0
			All Other Larceny		0	0	0	0
			Motor Vehicle Theft		2	1	0	0
			Stolen Property Offenses		0	0	0	0
			Crimes Against Society					
			Drug/Narcotic Violations		1	0	0	0
			Drug Equipment Violations		0	0	0	0
			Betting/Wagering		0	0	0	0
			Operating/Promoting/Assisting Gambling		0	0	0	0
			Gambling Equipment Violations		0	0	0	0
			Sports Tampering		0	0	0	0
			Pornography/Obscene Material		0	0	0	0
			Prostitution		0	0	0	0
			Assisting or Promoting Prostitution		0	0	0	0
			Purchasing Prostitution		0	0	0	0
			Weapon Law Violations		0	0	0	0
			Animal Cruelty		0	0	0	0
			Total Group A Offenses		23	7	4	0

(*) Offenses are counted using the FBI Units of Count for Crime

(**) The 'Arrests' column shows arrests made for incidents during the selected period, regardless of arrest date. Arrest counts for the same period may change over time.

This report is valid as of August 22, 2024 and is subject to change

Caribou PD - ME0020100 - NIBRS Agency Crime Overview - 2023

2023 Population Estimate		7,461	Offenses (*)		Arrests (**)			
			Reported	Cleared	Adult	Juvenile		
Offense Overview			Crimes Against Persons					
Offense Total	164	Murder and Nonnegligent Manslaughter		1	1	1	0	
Number Cleared	150	Negligent Manslaughter		0	0	0	0	
Percent Cleared	91.46 %	Kidnapping/Abduction		0	0	0	0	
Group A Crimes per 100,000 population	2,198.1	Rape		1	1	1	0	
		Sodomy		0	0	0	0	
		Sexual Assault With An Object		0	0	0	0	
		Fondling		1	1	1	0	
		Incest		0	0	0	0	
Arrest Overview			Statutory Rape		0	0	0	0
Total Arrests	297	Aggravated Assault		3	3	4	0	
Adult Arrests	283	Simple Assault		33	30	24	7	
Juvenile Arrests	14	Intimidation		11	11	10	0	
Unknown Age	0	Human Trafficking, Commercial Sex Acts		0	0	0	0	
		Human Trafficking, Involuntary Servitude		0	0	0	0	
Arrests per 100,000 population	3,980.7	Crimes Against Property						
Average number offenses/incident	1.12	Arson		0	0	0	0	
		Bribery		0	0	0	0	
		Burglary/Breaking & Entering		5	4	4	0	
		Counterfeiting/Forgery		3	3	2	0	
		Destruction/Damage/Vandalism of Property		10	10	6	1	
Group B Arrests								
Offense	Adult	Juvenile	Embezzlement	0	0	0	0	
Bad Checks	0	0	Extortion/Blackmail	0	0	0	0	
Curfew/Loitering/Vagrancy Violations	0	0	False Pretenses/Swindle/Confidence Game	0	0	0	0	
Disorderly Conduct	9	0	Credit Card/Automated Teller Machine Fraud	0	0	0	0	
Driving Under the Influence	21	1	Impersonation	0	0	0	0	
Drunkenness	0	0	Welfare Fraud	0	0	0	0	
Family Offenses (Nonviolent)	0	0	Wire Fraud	0	0	0	0	
Liquor Law Violations	2	0	Identity Theft	0	0	0	0	
Peeping Tom	0	0	Hacking/Computer Invasion	0	0	0	0	
Trespass of Real Property	11	0	Robbery	0	0	0	0	
All Other Offenses	108	0	Pocket-picking	0	0	0	0	
Total Group B	151	1	Purse-snatching	0	0	0	0	
			Shoplifting	1	1	0	0	
			Theft From Building	0	0	0	0	
			Theft From Coin Operated Machine or Device	0	0	0	0	
			Theft From Motor Vehicle	0	0	0	0	
			Theft of Motor Vehicle Parts/Accessories	0	0	0	0	
			All Other Larceny	45	39	36	4	
			Motor Vehicle Theft	2	2	2	0	
			Stolen Property Offenses	2	1	1	1	
			Crimes Against Society					
			Drug/Narcotic Violations	41	39	38	0	
			Drug Equipment Violations	0	0	0	0	
			Betting/Wagering	0	0	0	0	
Operating/Promoting/Assisting Gambling	0	0	0	0				
Gambling Equipment Violations	0	0	0	0				
Sports Tampering	0	0	0	0				
Pornography/Obscene Material	0	0	0	0				
Prostitution	0	0	0	0				
Assisting or Promoting Prostitution	0	0	0	0				
Purchasing Prostitution	0	0	0	0				
Weapon Law Violations	3	3	1	0				
Animal Cruelty	2	1	1	0				
Total Group A Offenses			164	150	132	13		

(*) Offenses are counted using the FBI Units of Count for Crime

(**) The 'Arrests' column shows arrests made for incidents during the selected period, regardless of arrest date. Arrest counts for the same period may change over time.

This report is valid as of August 22, 2024 and is subject to change

Carrabassett Valley PD - ME0040700 - NIBRS Agency Crime Overview - 2023

2023 Population Estimate		700	Offenses (*)		Arrests (**)	
			Reported	Cleared	Adult	Juvenile
Offense Overview			Crimes Against Persons			
Offense Total	20		Murder and Nonnegligent Manslaughter	0	0	0
Number Cleared	3		Negligent Manslaughter	0	0	0
Percent Cleared	15.00 %		Kidnapping/Abduction	0	0	0
Group A Crimes per 100,000 population	2,857.1		Rape	1	0	0
			Sodomy	0	0	0
			Sexual Assault With An Object	0	0	0
			Fondling	0	0	0
			Incest	0	0	0
Arrest Overview			Statutory Rape	0	0	0
Total Arrests	10		Aggravated Assault	0	0	0
Adult Arrests	10		Simple Assault	3	0	0
Juvenile Arrests	0		Intimidation	2	2	0
Unknown Age	0		Human Trafficking, Commercial Sex Acts	0	0	0
			Human Trafficking, Involuntary Servitude	0	0	0
Arrests per 100,000 population	1,428.6		Crimes Against Property			
			Arson	0	0	0
Average number offenses/incident	1.00		Bribery	0	0	0
			Burglary/Breaking & Entering	0	0	0
			Counterfeiting/Forgery	0	0	0
Group B Arrests			Destruction/Damage/Vandalism of Property	3	0	0
Offense	Adult	Juvenile	Embezzlement	0	0	0
Bad Checks	0	0	Extortion/Blackmail	0	0	0
Curfew/Loitering/Vagrancy Violations	0	0	False Pretenses/Swindle/Confidence Game	2	0	0
Disorderly Conduct	1	0	Credit Card/Automated Teller Machine Fraud	1	0	0
Driving Under the Influence	1	0	Impersonation	0	0	0
Drunkenness	0	0	Welfare Fraud	0	0	0
Family Offenses (Nonviolent)	0	0	Wire Fraud	0	0	0
Liquor Law Violations	0	0	Identity Theft	0	0	0
Peeping Tom	0	0	Hacking/Computer Invasion	0	0	0
Trespass of Real Property	1	0	Robbery	1	0	0
All Other Offenses	4	0	Pocket-picking	0	0	0
Total Group B	7	0	Purse-snatching	0	0	0
			Shoplifting	0	0	0
			Theft From Building	1	0	0
			Theft From Coin Operated Machine or Device	0	0	0
			Theft From Motor Vehicle	0	0	0
			Theft of Motor Vehicle Parts/Accessories	0	0	0
			All Other Larceny	2	1	0
			Motor Vehicle Theft	1	0	0
			Stolen Property Offenses	0	0	0
			Crimes Against Society			
			Drug/Narcotic Violations	3	0	0
			Drug Equipment Violations	0	0	0
			Betting/Wagering	0	0	0
			Operating/Promoting/Assisting Gambling	0	0	0
			Gambling Equipment Violations	0	0	0
			Sports Tampering	0	0	0
			Pornography/Obscene Material	0	0	0
			Prostitution	0	0	0
			Assisting or Promoting Prostitution	0	0	0
			Purchasing Prostitution	0	0	0
			Weapon Law Violations	0	0	0
			Animal Cruelty	0	0	0
			Total Group A Offenses	20	3	3
						0

(*) Offenses are counted using the FBI Units of Count for Crime

(**) The 'Arrests' column shows arrests made for incidents during the selected period, regardless of arrest date. Arrest counts for the same period may change over time.

This report is valid as of August 22, 2024 and is subject to change

Clinton PD - ME0062100 - NIBRS Agency Crime Overview - 2023

2023 Population Estimate		3,396	Offenses (*)		Arrests (**)	
			Reported	Cleared	Adult	Juvenile
Offense Overview			Crimes Against Persons			
Offense Total	36	Murder and Nonnegligent Manslaughter		0	0	0
Number Cleared	19	Negligent Manslaughter		0	0	0
Percent Cleared	52.78 %	Kidnapping/Abduction		0	0	0
Group A Crimes per 100,000 population	1,060.1	Rape		2	0	0
		Sodomy		1	1	1
		Sexual Assault With An Object		0	0	0
		Fondling		0	0	0
		Incest		0	0	0
Arrest Overview			Statutory Rape		0	0
Total Arrests	57	Aggravated Assault		0	0	0
Adult Arrests	56	Simple Assault		9	7	6
Juvenile Arrests	1	Intimidation		2	0	0
Unknown Age	0	Human Trafficking, Commercial Sex Acts		0	0	0
		Human Trafficking, Involuntary Servitude		0	0	0
Arrests per 100,000 population	1,678.4	Crimes Against Property				
Average number offenses/incident	1.03	Arson		0	0	0
		Bribery		0	0	0
		Burglary/Breaking & Entering		2	0	0
		Counterfeiting/Forgery		0	0	0
		Destruction/Damage/Vandalism of Property		3	1	1
Group B Arrests						
Offense	Adult	Juvenile	Embezzlement	0	0	0
Bad Checks	0	0	Extortion/Blackmail	0	0	0
Curfew/Loitering/Vagrancy Violations	0	0	False Pretenses/Swindle/Confidence Game	5	3	2
Disorderly Conduct	0	0	Credit Card/Automated Teller Machine Fraud	0	0	0
Driving Under the Influence	5	0	Impersonation	0	0	0
Drunkenness	0	0	Welfare Fraud	0	0	0
Family Offenses (Nonviolent)	0	0	Wire Fraud	0	0	0
Liquor Law Violations	0	0	Identity Theft	0	0	0
Peeping Tom	0	0	Hacking/Computer Invasion	0	0	0
Trespass of Real Property	0	0	Robbery	0	0	0
All Other Offenses	37	0	Pocket-picking	0	0	0
Total Group B	42	0	Purse-snatching	0	0	0
			Shoplifting	0	0	0
			Theft From Building	1	1	1
			Theft From Coin Operated Machine or Device	0	0	0
			Theft From Motor Vehicle	0	0	0
			Theft of Motor Vehicle Parts/Accessories	0	0	0
			All Other Larceny	8	3	1
			Motor Vehicle Theft	1	1	1
			Stolen Property Offenses	0	0	0
			Crimes Against Society			
			Drug/Narcotic Violations	1	1	1
			Drug Equipment Violations	0	0	0
			Betting/Wagering	0	0	0
			Operating/Promoting/Assisting Gambling	0	0	0
			Gambling Equipment Violations	0	0	0
			Sports Tampering	0	0	0
			Pornography/Obscene Material	0	0	0
			Prostitution	0	0	0
			Assisting or Promoting Prostitution	0	0	0
			Purchasing Prostitution	0	0	0
			Weapon Law Violations	1	1	0
			Animal Cruelty	0	0	0
			Total Group A Offenses	36	19	14
						1

(*) Offenses are counted using the FBI Units of Count for Crime

(**) The 'Arrests' column shows arrests made for incidents during the selected period, regardless of arrest date. Arrest counts for the same period may change over time.

This report is valid as of August 22, 2024 and is subject to change

Cumberland PD - ME0031000 - NIBRS Agency Crime Overview - 2023

2023 Population Estimate		8,664	Offenses (*)		Arrests (**)	
			Reported	Cleared	Adult	Juvenile
Offense Overview			Crimes Against Persons			
Offense Total	54		Murder and Nonnegligent Manslaughter	0	0	0
Number Cleared	7		Negligent Manslaughter	0	0	0
Percent Cleared	12.96 %		Kidnapping/Abduction	0	0	0
Group A Crimes per 100,000 population	623.3		Rape	1	1	0
			Sodomy	0	0	0
			Sexual Assault With An Object	0	0	0
			Fondling	0	0	0
			Incest	0	0	0
Arrest Overview			Statutory Rape	0	0	0
Total Arrests	26		Aggravated Assault	1	1	1
Adult Arrests	26		Simple Assault	3	2	1
Juvenile Arrests	0		Intimidation	2	0	0
Unknown Age	0		Human Trafficking, Commercial Sex Acts	0	0	0
			Human Trafficking, Involuntary Servitude	0	0	0
Arrests per 100,000 population	300.1		Crimes Against Property			
Average number offenses/incident	1.10		Arson	0	0	0
			Bribery	0	0	0
			Burglary/Breaking & Entering	5	0	0
			Counterfeiting/Forgery	1	0	0
			Destruction/Damage/Vandalism of Property	10	2	2
Group B Arrests			Embezzlement	0	0	0
Offense	Adult	Juvenile	Extortion/Blackmail	0	0	0
Bad Checks	0	0	False Pretenses/Swindle/Confidence Game	2	0	0
Curfew/Loitering/Vagrancy Violations	0	0	Credit Card/Automated Teller Machine Fraud	3	0	0
Disorderly Conduct	1	0	Impersonation	6	0	0
Driving Under the Influence	14	0	Welfare Fraud	0	0	0
Drunkenness	0	0	Wire Fraud	0	0	0
Family Offenses (Nonviolent)	0	0	Identity Theft	0	0	0
Liquor Law Violations	0	0	Hacking/Computer Invasion	0	0	0
Peeping Tom	0	0	Robbery	0	0	0
Trespass of Real Property	0	0	Pocket-picking	0	0	0
All Other Offenses	7	0	Purse-snatching	0	0	0
Total Group B	22	0	Shoplifting	0	0	0
			Theft From Building	1	0	0
			Theft From Coin Operated Machine or Device	0	0	0
			Theft From Motor Vehicle	0	0	0
			Theft of Motor Vehicle Parts/Accessories	0	0	0
			All Other Larceny	14	0	0
			Motor Vehicle Theft	3	1	0
			Stolen Property Offenses	0	0	0
			Crimes Against Society			
			Drug/Narcotic Violations	0	0	0
			Drug Equipment Violations	1	0	0
			Betting/Wagering	0	0	0
			Operating/Promoting/Assisting Gambling	0	0	0
			Gambling Equipment Violations	0	0	0
			Sports Tampering	0	0	0
			Pornography/Obscene Material	0	0	0
			Prostitution	0	0	0
			Assisting or Promoting Prostitution	0	0	0
			Purchasing Prostitution	0	0	0
			Weapon Law Violations	1	0	0
			Animal Cruelty	0	0	0
			Total Group A Offenses		54	7
					4	0

(*) Offenses are counted using the FBI Units of Count for Crime

(**) The 'Arrests' column shows arrests made for incidents during the selected period, regardless of arrest date. Arrest counts for the same period may change over time.

This report is valid as of August 22, 2024 and is subject to change

Cumberland SO - ME0030000 - NIBRS Agency Crime Overview - 2023

2023 Population Estimate		55,292	Offenses (*)		Arrests (**)		
			Reported	Cleared	Adult	Juvenile	
Offense Overview			Crimes Against Persons				
Offense Total	1,116		Murder and Nonnegligent Manslaughter	0	0	0	
Number Cleared	421		Negligent Manslaughter	0	0	0	
Percent Cleared	37.72 %		Kidnapping/Abduction	0	0	0	
Group A Crimes per 100,000 population	2,018.4		Rape	13	8	2	
			Sodomy	2	1	0	
			Sexual Assault With An Object	3	1	0	
			Fondling	29	21	3	
			Incest	0	0	0	
Arrest Overview			Statutory Rape	2	0	0	
Total Arrests	778		Aggravated Assault	20	17	9	
Adult Arrests	716		Simple Assault	141	120	98	
Juvenile Arrests	62		Intimidation	48	38	9	
Unknown Age	0		Human Trafficking, Commercial Sex Acts	0	0	0	
Arrests per 100,000 population	1,407.1		Human Trafficking, Involuntary Servitude	0	0	0	
			Crimes Against Property				
Average number offenses/incident	1.05		Arson	1	0	0	
			Bribery	6	1	0	
			Burglary/Breaking & Entering	63	7	7	
			Counterfeiting/Forgery	24	6	6	
Group B Arrests				Destruction/Damage/Vandalism of Property	160	41	17
Offense	Adult	Juvenile	Embezzlement	5	2	0	
Bad Checks	0	0	Extortion/Blackmail	0	0	0	
Curfew/Loitering/Vagrancy Violations	0	0	False Pretenses/Swindle/Confidence Game	15	2	0	
Disorderly Conduct	24	11	Credit Card/Automated Teller Machine Fraud	14	0	0	
Driving Under the Influence	157	1	Impersonation	181	0	0	
Drunkenness	0	0	Welfare Fraud	0	0	0	
Family Offenses (Nonviolent)	2	0	Wire Fraud	4	0	0	
Liquor Law Violations	5	3	Identity Theft	0	0	0	
Peeping Tom	0	0	Hacking/Computer Invasion	0	0	0	
Trespass of Real Property	13	1	Robbery	0	0	0	
All Other Offenses	263	4	Pocket-picking	1	0	0	
Total Group B	464	20	Purse-snatching	0	0	0	
			Shoplifting	43	27	4	
			Theft From Building	2	0	0	
			Theft From Coin Operated Machine or Device	0	0	0	
			Theft From Motor Vehicle	42	6	0	
			Theft of Motor Vehicle Parts/Accessories	31	2	0	
			All Other Larceny	150	40	39	
			Motor Vehicle Theft	28	10	1	
			Stolen Property Offenses	0	0	0	
			Crimes Against Society				
			Drug/Narcotic Violations	80	63	53	
			Drug Equipment Violations	0	0	0	
			Betting/Wagering	0	0	0	
			Operating/Promoting/Assisting Gambling	0	0	0	
			Gambling Equipment Violations	0	0	0	
			Sports Tampering	0	0	0	
			Pornography/Obscene Material	2	2	1	
			Prostitution	0	0	0	
			Assisting or Promoting Prostitution	0	0	0	
			Purchasing Prostitution	0	0	0	
			Weapon Law Violations	6	6	3	
			Animal Cruelty	0	0	0	
			Total Group A Offenses	1,116	421	252	
						42	

(*) Offenses are counted using the FBI Units of Count for Crime

(**) The 'Arrests' column shows arrests made for incidents during the selected period, regardless of arrest date. Arrest counts for the same period may change over time.

This report is valid as of August 22, 2024 and is subject to change

Damariscotta PD - ME0080200 - NIBRS Agency Crime Overview - 2023

2023 Population Estimate		2,304	Offenses (*)		Arrests (**)	
			Reported	Cleared	Adult	Juvenile
Offense Overview			Crimes Against Persons			
Offense Total	39		Murder and Nonnegligent Manslaughter		0	0
Number Cleared	21		Negligent Manslaughter		0	0
Percent Cleared	53.85 %		Kidnapping/Abduction		0	0
Group A Crimes per 100,000 population	1,692.7		Rape		0	0
			Sodomy		1	0
			Sexual Assault With An Object		0	0
			Fondling		0	0
			Incest		0	0
Arrest Overview						
Total Arrests	97		Statutory Rape		1	0
Adult Arrests	92		Aggravated Assault		0	0
Juvenile Arrests	5		Simple Assault		6	5
Unknown Age	0		Intimidation		4	1
Arrests per 100,000 population	4,210.1		Human Trafficking, Commercial Sex Acts		0	0
			Human Trafficking, Involuntary Servitude		0	0
			Crimes Against Property			
			Arson		0	0
			Bribery		0	0
Average number offenses/incident	1.03		Burglary/Breaking & Entering		0	0
			Counterfeiting/Forgery		0	0
Group B Arrests						
Offense	Adult	Juvenile	Destruction/Damage/Vandalism of Property		5	4
Bad Checks	0	0	Embezzlement		0	0
Curfew/Loitering/Vagrancy Violations	0	0	Extortion/Blackmail		0	0
Disorderly Conduct	0	0	False Pretenses/Swindle/Confidence Game		1	0
Driving Under the Influence	13	0	Credit Card/Automated Teller Machine Fraud		0	0
Drunkenness	0	0	Impersonation		0	0
Family Offenses (Nonviolent)	0	0	Welfare Fraud		0	0
Liquor Law Violations	0	1	Wire Fraud		0	0
Peeping Tom	0	0	Identity Theft		0	0
Trespass of Real Property	0	0	Hacking/Computer Invasion		0	0
All Other Offenses	58	3	Robbery		0	0
Total Group B	71	4	Pocket-picking		0	0
			Purse-snatching		0	0
			Shoplifting		0	0
			Theft From Building		0	0
			Theft From Coin Operated Machine or Device		0	0
			Theft From Motor Vehicle		0	0
			Theft of Motor Vehicle Parts/Accessories		0	0
			All Other Larceny		17	8
			Motor Vehicle Theft		3	2
			Stolen Property Offenses		0	0
			Crimes Against Society			
			Drug/Narcotic Violations		0	0
			Drug Equipment Violations		0	0
			Betting/Wagering		0	0
			Operating/Promoting/Assisting Gambling		0	0
			Gambling Equipment Violations		0	0
			Sports Tampering		0	0
			Pornography/Obscene Material		0	0
			Prostitution		0	0
			Assisting or Promoting Prostitution		0	0
			Purchasing Prostitution		0	0
			Weapon Law Violations		1	1
			Animal Cruelty		0	0
			Total Group A Offenses		39	21
					21	1

(*) Offenses are counted using the FBI Units of Count for Crime

(**) The 'Arrests' column shows arrests made for incidents during the selected period, regardless of arrest date. Arrest counts for the same period may change over time.

This report is valid as of August 22, 2024 and is subject to change

Dexter PD - ME0100300 - NIBRS Agency Crime Overview - 2023

2023 Population Estimate		3,822	Offenses (*)		Arrests (**)	
			Reported	Cleared	Adult	Juvenile
Offense Overview			Crimes Against Persons			
Offense Total	100		Murder and Nonnegligent Manslaughter	0	0	0
Number Cleared	36		Negligent Manslaughter	0	0	0
Percent Cleared	36.00 %		Kidnapping/Abduction	0	0	0
Group A Crimes per 100,000 population	2,616.4		Rape	0	0	0
			Sodomy	0	0	0
			Sexual Assault With An Object	1	0	0
			Fondling	0	0	0
			Incest	0	0	0
Arrest Overview			Statutory Rape	0	0	0
Total Arrests	42		Aggravated Assault	0	0	0
Adult Arrests	38		Simple Assault	8	6	4
Juvenile Arrests	4		Intimidation	28	5	3
Unknown Age	0		Human Trafficking, Commercial Sex Acts	0	0	0
Arrests per 100,000 population	1,098.9		Human Trafficking, Involuntary Servitude	0	0	0
			Crimes Against Property			
Average number offenses/incident	1.00		Arson	0	0	0
			Bribery	0	0	0
			Burglary/Breaking & Entering	6	2	2
Group B Arrests			Counterfeiting/Forgery	0	0	0
Offense	Adult	Juvenile	Destruction/Damage/Vandalism of Property	5	2	3
Bad Checks	0	0	Embezzlement	0	0	0
Curfew/Loitering/Vagrancy Violations	0	0	Extortion/Blackmail	0	0	0
Disorderly Conduct	1	0	False Pretenses/Swindle/Confidence Game	7	0	0
Driving Under the Influence	3	0	Credit Card/Automated Teller Machine Fraud	0	0	0
Drunkenness	0	0	Impersonation	0	0	0
Family Offenses (Nonviolent)	0	0	Welfare Fraud	0	0	0
Liquor Law Violations	0	0	Wire Fraud	0	0	0
Peeping Tom	0	0	Identity Theft	0	0	0
Trespass of Real Property	0	0	Hacking/Computer Invasion	0	0	0
All Other Offenses	4	0	Robbery	0	0	0
Total Group B	8	0	Pocket-picking	0	0	0
			Purse-snatching	0	0	0
			Shoplifting	19	10	0
			Theft From Building	0	0	0
			Theft From Coin Operated Machine or Device	0	0	0
			Theft From Motor Vehicle	1	0	0
			Theft of Motor Vehicle Parts/Accessories	0	0	0
			All Other Larceny	18	5	14
			Motor Vehicle Theft	1	1	0
			Stolen Property Offenses	0	0	0
			Crimes Against Society			
			Drug/Narcotic Violations	6	5	4
			Drug Equipment Violations	0	0	0
			Betting/Wagering	0	0	0
			Operating/Promoting/Assisting Gambling	0	0	0
			Gambling Equipment Violations	0	0	0
			Sports Tampering	0	0	0
			Pornography/Obscene Material	0	0	0
			Prostitution	0	0	0
			Assisting or Promoting Prostitution	0	0	0
			Purchasing Prostitution	0	0	0
			Weapon Law Violations	0	0	0
			Animal Cruelty	0	0	0
			Total Group A Offenses	100	36	30
						4

(*) Offenses are counted using the FBI Units of Count for Crime

(**) The 'Arrests' column shows arrests made for incidents during the selected period, regardless of arrest date. Arrest counts for the same period may change over time.

This report is valid as of August 22, 2024 and is subject to change

Dover-Foxcroft PD - ME0110100 - NIBRS Agency Crime Overview - 2023

2023 Population Estimate		4,628	Offenses (*)		Arrests (**)	
			Reported	Cleared	Adult	Juvenile
Offense Overview			Crimes Against Persons			
Offense Total	132		Murder and Nonnegligent Manslaughter	0	0	0
Number Cleared	34		Negligent Manslaughter	0	0	0
Percent Cleared	25.76 %		Kidnapping/Abduction	0	0	0
Group A Crimes per 100,000 population	2,852.2		Rape	0	0	0
			Sodomy	0	0	0
			Sexual Assault With An Object	0	0	0
			Fondling	2	0	0
			Incest	0	0	0
Arrest Overview			Statutory Rape	0	0	0
Total Arrests	38		Aggravated Assault	1	1	0
Adult Arrests	38		Simple Assault	25	17	0
Juvenile Arrests	0		Intimidation	54	3	0
Unknown Age	0		Human Trafficking, Commercial Sex Acts	0	0	0
Arrests per 100,000 population	821.1		Human Trafficking, Involuntary Servitude	0	0	0
			Crimes Against Property			
Average number offenses/incident	1.06		Arson	0	0	0
			Bribery	0	0	0
			Burglary/Breaking & Entering	4	1	1
Group B Arrests			Counterfeiting/Forgery	0	0	0
Offense	Adult	Juvenile	Destruction/Damage/Vandalism of Property	13	4	1
Bad Checks	0	0	Embezzlement	0	0	0
Curfew/Loitering/Vagrancy Violations	0	0	Extortion/Blackmail	0	0	0
Disorderly Conduct	0	0	False Pretenses/Swindle/Confidence Game	3	0	0
Driving Under the Influence	8	0	Credit Card/Automated Teller Machine Fraud	0	0	0
Drunkenness	0	0	Impersonation	2	0	0
Family Offenses (Nonviolent)	0	0	Welfare Fraud	0	0	0
Liquor Law Violations	0	0	Wire Fraud	0	0	0
Peeping Tom	0	0	Identity Theft	0	0	0
Trespass of Real Property	2	0	Hacking/Computer Invasion	0	0	0
All Other Offenses	8	0	Robbery	2	1	0
Total Group B	18	0	Pocket-picking	0	0	0
			Purse-snatching	0	0	0
			Shoplifting	2	0	0
			Theft From Building	2	0	0
			Theft From Coin Operated Machine or Device	0	0	0
			Theft From Motor Vehicle	0	0	0
			Theft of Motor Vehicle Parts/Accessories	2	0	0
			All Other Larceny	12	3	0
			Motor Vehicle Theft	3	0	0
			Stolen Property Offenses	0	0	0
			Crimes Against Society			
			Drug/Narcotic Violations	5	4	0
			Drug Equipment Violations	0	0	0
			Betting/Wagering	0	0	0
			Operating/Promoting/Assisting Gambling	0	0	0
			Gambling Equipment Violations	0	0	0
			Sports Tampering	0	0	0
			Pornography/Obscene Material	0	0	0
			Prostitution	0	0	0
			Assisting or Promoting Prostitution	0	0	0
			Purchasing Prostitution	0	0	0
			Weapon Law Violations	0	0	0
			Animal Cruelty	0	0	0
			Total Group A Offenses		132	34
					20	0

(*) Offenses are counted using the FBI Units of Count for Crime

(**) The 'Arrests' column shows arrests made for incidents during the selected period, regardless of arrest date. Arrest counts for the same period may change over time.

This report is valid as of August 22, 2024 and is subject to change

East Millinocket PD - ME0101000 - NIBRS Agency Crime Overview - 2023

2023 Population Estimate		6,886	Offenses (*)		Arrests (**)		
			Reported	Cleared	Adult	Juvenile	
Offense Overview			Crimes Against Persons				
Offense Total	233		Murder and Nonnegligent Manslaughter	0	0	0	0
Number Cleared	179		Negligent Manslaughter	0	0	0	0
Percent Cleared	76.82 %		Kidnapping/Abduction	0	0	0	0
Group A Crimes per 100,000 population	3,383.7		Rape	1	1	1	0
			Sodomy	0	0	0	0
			Sexual Assault With An Object	0	0	0	0
			Fondling	1	1	1	0
			Incest	0	0	0	0
Arrest Overview							
Total Arrests	289		Statutory Rape	0	0	0	0
Adult Arrests	257		Aggravated Assault	2	2	4	1
Juvenile Arrests	32		Simple Assault	47	47	28	8
Unknown Age	0		Intimidation	15	15	5	1
Arrests per 100,000 population	4,196.9		Human Trafficking, Commercial Sex Acts	0	0	0	0
			Human Trafficking, Involuntary Servitude	0	0	0	0
		Crimes Against Property					
			Arson	0	0	0	0
			Bribery	0	0	0	0
Average number offenses/incident	1.21		Burglary/Breaking & Entering	6	3	2	0
			Counterfeiting/Forgery	0	0	0	0
Group B Arrests							
Offense	Adult	Juvenile	Destruction/Damage/Vandalism of Property	29	14	4	4
Bad Checks	2	0	Embezzlement	0	0	0	0
Curfew/Loitering/Vagrancy Violations	0	0	Extortion/Blackmail	0	0	0	0
Disorderly Conduct	9	3	False Pretenses/Swindle/Confidence Game	0	0	0	0
Driving Under the Influence	40	2	Credit Card/Automated Teller Machine Fraud	0	0	0	0
Drunkenness	0	0	Impersonation	0	0	0	0
Family Offenses (Nonviolent)	1	1	Welfare Fraud	2	2	2	0
Liquor Law Violations	7	3	Wire Fraud	0	0	0	0
Peeping Tom	0	0	Identity Theft	0	0	0	0
Trespass of Real Property	9	8	Hacking/Computer Invasion	0	0	0	0
All Other Offenses	58	0	Robbery	0	0	0	0
Total Group B	126	17	Pocket-picking	0	0	0	0
			Purse-snatching	0	0	0	0
			Shoplifting	13	12	0	0
			Theft From Building	1	0	0	0
			Theft From Coin Operated Machine or Device	0	0	0	0
			Theft From Motor Vehicle	10	1	0	1
			Theft of Motor Vehicle Parts/Accessories	2	0	0	0
			All Other Larceny	21	4	25	0
			Motor Vehicle Theft	16	10	3	0
			Stolen Property Offenses	0	0	0	0
			Crimes Against Society				
			Drug/Narcotic Violations	57	57	53	0
			Drug Equipment Violations	0	0	0	0
			Betting/Wagering	0	0	0	0
			Operating/Promoting/Assisting Gambling	0	0	0	0
			Gambling Equipment Violations	0	0	0	0
			Sports Tampering	0	0	0	0
			Pornography/Obscene Material	1	1	1	0
			Prostitution	0	0	0	0
			Assisting or Promoting Prostitution	0	0	0	0
			Purchasing Prostitution	0	0	0	0
			Weapon Law Violations	7	7	2	0
			Animal Cruelty	2	2	0	0
			Total Group A Offenses	233	179	131	15

(*) Offenses are counted using the FBI Units of Count for Crime

(**) The 'Arrests' column shows arrests made for incidents during the selected period, regardless of arrest date. Arrest counts for the same period may change over time.

This report is valid as of August 22, 2024 and is subject to change

Eastport PD - ME0150200 - NIBRS Agency Crime Overview - 2023

2023 Population Estimate		1,307	Offenses (*)		Arrests (**)	
			Reported	Cleared	Adult	Juvenile
Offense Overview			Crimes Against Persons			
Offense Total	7		Murder and Nonnegligent Manslaughter	0	0	0
Number Cleared	5		Negligent Manslaughter	0	0	0
Percent Cleared	71.43 %		Kidnapping/Abduction	0	0	0
Group A Crimes per 100,000 population	535.6		Rape	0	0	0
			Sodomy	0	0	0
			Sexual Assault With An Object	0	0	0
			Fondling	0	0	0
			Incest	0	0	0
Arrest Overview			Statutory Rape	0	0	0
Total Arrests	5		Aggravated Assault	1	1	0
Adult Arrests	5		Simple Assault	4	4	0
Juvenile Arrests	0		Intimidation	1	0	0
Unknown Age	0		Human Trafficking, Commercial Sex Acts	0	0	0
Arrests per 100,000 population	382.6		Human Trafficking, Involuntary Servitude	0	0	0
			Crimes Against Property			
Average number offenses/incident	1.00		Arson	0	0	0
			Bribery	0	0	0
			Burglary/Breaking & Entering	0	0	0
Group B Arrests			Counterfeiting/Forgery	0	0	0
Offense	Adult	Juvenile	Destruction/Damage/Vandalism of Property	0	0	0
Bad Checks	0	0	Embezzlement	0	0	0
Curfew/Loitering/Vagrancy Violations	0	0	Extortion/Blackmail	0	0	0
Disorderly Conduct	0	0	False Pretenses/Swindle/Confidence Game	0	0	0
Driving Under the Influence	0	0	Credit Card/Automated Teller Machine Fraud	0	0	0
Drunkenness	0	0	Impersonation	0	0	0
Family Offenses (Nonviolent)	0	0	Welfare Fraud	0	0	0
Liquor Law Violations	0	0	Wire Fraud	0	0	0
Peeping Tom	0	0	Identity Theft	0	0	0
Trespass of Real Property	0	0	Hacking/Computer Invasion	0	0	0
All Other Offenses	0	0	Robbery	0	0	0
Total Group B	0	0	Pocket-picking	0	0	0
			Purse-snatching	0	0	0
			Shoplifting	0	0	0
			Theft From Building	0	0	0
			Theft From Coin Operated Machine or Device	0	0	0
			Theft From Motor Vehicle	0	0	0
			Theft of Motor Vehicle Parts/Accessories	0	0	0
			All Other Larceny	1	0	0
			Motor Vehicle Theft	0	0	0
			Stolen Property Offenses	0	0	0
			Crimes Against Society			
			Drug/Narcotic Violations	0	0	0
			Drug Equipment Violations	0	0	0
			Betting/Wagering	0	0	0
			Operating/Promoting/Assisting Gambling	0	0	0
			Gambling Equipment Violations	0	0	0
			Sports Tampering	0	0	0
			Pornography/Obscene Material	0	0	0
			Prostitution	0	0	0
			Assisting or Promoting Prostitution	0	0	0
			Purchasing Prostitution	0	0	0
			Weapon Law Violations	0	0	0
			Animal Cruelty	0	0	0
			Total Group A Offenses		7	5

(*) Offenses are counted using the FBI Units of Count for Crime

(**) The 'Arrests' column shows arrests made for incidents during the selected period, regardless of arrest date. Arrest counts for the same period may change over time.

This report is valid as of August 22, 2024 and is subject to change

Eliot PD - ME0160700 - NIBRS Agency Crime Overview - 2023

2023 Population Estimate		7,369		Offenses (*)		Arrests (**)	
Offense Overview		Group A Offenses		Reported	Cleared	Adult	Juvenile
		Crimes Against Persons					
Offense Total	53	Murder and Nonnegligent Manslaughter		0	0	0	0
Number Cleared	24	Negligent Manslaughter		0	0	0	0
Percent Cleared	45.28 %	Kidnapping/Abduction		0	0	0	0
Group A Crimes per 100,000 population	719.2	Rape		0	0	0	0
		Sodomy		0	0	0	0
		Sexual Assault With An Object		0	0	0	0
		Fondling		1	0	0	0
		Incest		0	0	0	0
		Statutory Rape		0	0	0	0
Total Arrests	49	Aggravated Assault		0	0	0	0
Adult Arrests	46	Simple Assault		13	11	10	0
Juvenile Arrests	3	Intimidation		5	4	3	0
Unknown Age	0	Human Trafficking, Commercial Sex Acts		0	0	0	0
Arrests per 100,000 population	664.9	Human Trafficking, Involuntary Servitude		0	0	0	0
		Crimes Against Property					
		Arson		1	1	0	0
		Bribery		0	0	0	0
		Burglary/Breaking & Entering		0	0	0	0
		Counterfeiting/Forgery		1	0	0	0
		Destruction/Damage/Vandalism of Property		10	5	1	2
		Embezzlement		0	0	0	0
		Extortion/Blackmail		0	0	0	0
		False Pretenses/Swindle/Confidence Game		4	0	0	0
		Credit Card/Automated Teller Machine Fraud		1	0	0	0
		Impersonation		0	0	0	0
		Welfare Fraud		0	0	0	0
		Wire Fraud		3	0	0	0
		Identity Theft		0	0	0	0
		Hacking/Computer Invasion		0	0	0	0
		Robbery		0	0	0	0
		Pocket-picking		0	0	0	0
		Purse-snatching		0	0	0	0
		Shoplifting		0	0	0	0
		Theft From Building		2	0	0	0
		Theft From Coin Operated Machine or Device		0	0	0	0
		Theft From Motor Vehicle		1	1	0	0
		Theft of Motor Vehicle Parts/Accessories		0	0	0	0
		All Other Larceny		10	1	2	0
		Motor Vehicle Theft		0	0	0	0
		Stolen Property Offenses		0	0	0	0
		Crimes Against Society					
		Drug/Narcotic Violations		0	0	0	0
		Drug Equipment Violations		0	0	0	0
		Betting/Wagering		0	0	0	0
		Operating/Promoting/Assisting Gambling		0	0	0	0
		Gambling Equipment Violations		0	0	0	0
		Sports Tampering		0	0	0	0
		Pornography/Obscene Material		0	0	0	0
		Prostitution		0	0	0	0
		Assisting or Promoting Prostitution		0	0	0	0
		Purchasing Prostitution		0	0	0	0
		Weapon Law Violations		1	1	0	1
		Animal Cruelty		0	0	0	0
		Total Group A Offenses		53	24	16	3

(*) Offenses are counted using the FBI Units of Count for Crime

(**) The 'Arrests' column shows arrests made for incidents during the selected period, regardless of arrest date. Arrest counts for the same period may change over time.

This report is valid as of August 22, 2024 and is subject to change

Ellsworth PD - ME0050200 - NIBRS Agency Crime Overview - 2023

2023 Population Estimate		8,896		Offenses (*)		Arrests (**)	
Offense Overview		Group A Offenses		Reported	Cleared	Adult	Juvenile
		Crimes Against Persons					
Offense Total	635	Murder and Nonnegligent Manslaughter		0	0	1	0
Number Cleared	341	Negligent Manslaughter		0	0	0	0
Percent Cleared	53.70 %	Kidnapping/Abduction		0	0	0	0
Group A Crimes per 100,000 population	7,138.0	Rape		8	3	1	0
		Sodomy		1	0	0	0
		Sexual Assault With An Object		0	0	0	0
		Fondling		6	3	1	1
		Incest		0	0	0	0
		Statutory Rape		0	0	0	0
Total Arrests	350	Aggravated Assault		7	6	5	0
Adult Arrests	321	Simple Assault		79	51	29	10
Juvenile Arrests	29	Intimidation		153	66	13	1
Unknown Age	0	Human Trafficking, Commercial Sex Acts		0	0	0	0
Arrests per 100,000 population	3,934.4	Human Trafficking, Involuntary Servitude		0	0	0	0
		Crimes Against Property					
		Arson		0	0	0	0
		Bribery		0	0	0	0
		Burglary/Breaking & Entering		11	5	6	0
		Counterfeiting/Forgery		15	3	1	0
		Destruction/Damage/Vandalism of Property		48	24	8	1
		Embezzlement		5	5	1	0
		Extortion/Blackmail		0	0	0	0
		False Pretenses/Swindle/Confidence Game		11	3	3	0
		Credit Card/Automated Teller Machine Fraud		7	3	1	0
		Impersonation		30	3	1	0
		Welfare Fraud		0	0	0	0
		Wire Fraud		2	0	0	0
		Identity Theft		0	0	0	0
		Hacking/Computer Invasion		0	0	0	0
		Robbery		4	2	2	0
		Pocket-picking		0	0	0	0
		Purse-snatching		0	0	0	0
		Shoplifting		120	104	88	1
		Theft From Building		11	2	1	0
		Theft From Coin Operated Machine or Device		0	0	0	0
		Theft From Motor Vehicle		6	0	0	0
		Theft of Motor Vehicle Parts/Accessories		3	1	0	0
		All Other Larceny		58	17	38	1
		Motor Vehicle Theft		5	1	1	0
		Stolen Property Offenses		0	0	0	0
		Crimes Against Society					
		Drug/Narcotic Violations		33	32	25	5
		Drug Equipment Violations		2	1	0	0
		Betting/Wagering		0	0	0	0
		Operating/Promoting/Assisting Gambling		0	0	0	0
		Gambling Equipment Violations		0	0	0	0
		Sports Tampering		0	0	0	0
		Pornography/Obscene Material		4	1	0	0
		Prostitution		0	0	0	0
		Assisting or Promoting Prostitution		1	0	0	0
		Purchasing Prostitution		0	0	0	0
		Weapon Law Violations		5	5	3	0
		Animal Cruelty		0	0	0	0
		Total Group A Offenses		635	341	229	20

Group B Arrests		
Offense	Adult	Juvenile
Bad Checks	0	0
Curfew/Loitering/Vagrancy Violations	0	0
Disorderly Conduct	7	2
Driving Under the Influence	32	1
Drunkenness	0	0
Family Offenses (Nonviolent)	1	0
Liquor Law Violations	9	4
Peeping Tom	0	0
Trespass of Real Property	12	2
All Other Offenses	31	0
Total Group B	92	9

(*) Offenses are counted using the FBI Units of Count for Crime

(**) The 'Arrests' column shows arrests made for incidents during the selected period, regardless of arrest date. Arrest counts for the same period may change over time.

This report is valid as of August 22, 2024 and is subject to change

Fairfield PD - ME0130100 - NIBRS Agency Crime Overview - 2023

2023 Population Estimate		6,561	Offenses (*)		Arrests (**)	
			Reported	Cleared	Adult	Juvenile
Offense Overview			Crimes Against Persons			
Offense Total	260		Murder and Nonnegligent Manslaughter	1	1	1
Number Cleared	88		Negligent Manslaughter	0	0	0
Percent Cleared	33.85 %		Kidnapping/Abduction	0	0	0
Group A Crimes per 100,000 population	3,962.8		Rape	7	0	0
			Sodomy	0	0	0
			Sexual Assault With An Object	0	0	0
			Fondling	0	0	0
			Incest	0	0	0
Arrest Overview			Statutory Rape	0	0	0
Total Arrests	179		Aggravated Assault	3	3	3
Adult Arrests	155		Simple Assault	63	38	18
Juvenile Arrests	24		Intimidation	16	4	3
Unknown Age	0		Human Trafficking, Commercial Sex Acts	0	0	0
Arrests per 100,000 population	2,728.2		Human Trafficking, Involuntary Servitude	0	0	0
		Crimes Against Property				
Average number offenses/incident	1.09		Arson	0	0	0
			Bribery	0	0	0
			Burglary/Breaking & Entering	15	0	0
Group B Arrests			Counterfeiting/Forgery	1	1	0
Offense	Adult	Juvenile	Destruction/Damage/Vandalism of Property	45	10	5
Bad Checks	0	0	Embezzlement	0	0	0
Curfew/Loitering/Vagrancy Violations	0	0	Extortion/Blackmail	0	0	0
Disorderly Conduct	5	2	False Pretenses/Swindle/Confidence Game	10	1	1
Driving Under the Influence	29	0	Credit Card/Automated Teller Machine Fraud	2	0	0
Drunkenness	0	0	Impersonation	0	0	0
Family Offenses (Nonviolent)	1	0	Welfare Fraud	0	0	0
Liquor Law Violations	0	0	Wire Fraud	0	0	0
Peeping Tom	0	0	Identity Theft	0	0	0
Trespass of Real Property	3	1	Hacking/Computer Invasion	0	0	0
All Other Offenses	68	1	Robbery	1	1	1
Total Group B	106	4	Pocket-picking	0	0	0
			Purse-snatching	0	0	0
			Shoplifting	0	0	0
			Theft From Building	0	0	0
			Theft From Coin Operated Machine or Device	0	0	0
			Theft From Motor Vehicle	1	0	0
			Theft of Motor Vehicle Parts/Accessories	0	0	0
			All Other Larceny	69	11	5
			Motor Vehicle Theft	9	5	5
			Stolen Property Offenses	0	0	0
			Crimes Against Society			
			Drug/Narcotic Violations	15	13	7
			Drug Equipment Violations	0	0	0
			Betting/Wagering	0	0	0
			Operating/Promoting/Assisting Gambling	0	0	0
			Gambling Equipment Violations	0	0	0
			Sports Tampering	0	0	0
			Pornography/Obscene Material	1	0	0
			Prostitution	0	0	0
			Assisting or Promoting Prostitution	0	0	0
			Purchasing Prostitution	0	0	0
			Weapon Law Violations	1	0	0
			Animal Cruelty	0	0	0
			Total Group A Offenses	260	88	49
						20

(*) Offenses are counted using the FBI Units of Count for Crime

(**) The 'Arrests' column shows arrests made for incidents during the selected period, regardless of arrest date. Arrest counts for the same period may change over time.

This report is valid as of August 22, 2024 and is subject to change

Falmouth PD - ME0030300 - NIBRS Agency Crime Overview - 2023

2023 Population Estimate		13,057	Offenses (*)		Arrests (**)	
			Reported	Cleared	Adult	Juvenile
Offense Overview			Crimes Against Persons			
Offense Total	221		Murder and Nonnegligent Manslaughter	0	0	0
Number Cleared	103		Negligent Manslaughter	0	0	0
Percent Cleared	46.61 %		Kidnapping/Abduction	0	0	0
Group A Crimes per 100,000 population	1,692.6		Rape	0	0	0
			Sodomy	0	0	0
			Sexual Assault With An Object	0	0	0
			Fondling	0	0	0
			Incest	0	0	0
Arrest Overview			Statutory Rape	0	0	0
Total Arrests	173		Aggravated Assault	2	1	0
Adult Arrests	163		Simple Assault	27	23	2
Juvenile Arrests	10		Intimidation	8	6	0
Unknown Age	0		Human Trafficking, Commercial Sex Acts	0	0	0
Arrests per 100,000 population	1,325.0		Human Trafficking, Involuntary Servitude	0	0	0
			Crimes Against Property			
Average number offenses/incident	1.18		Arson	0	0	0
			Bribery	0	0	0
			Burglary/Breaking & Entering	8	1	1
Group B Arrests			Counterfeiting/Forgery	14	8	3
Offense	Adult	Juvenile	Destruction/Damage/Vandalism of Property	26	9	4
Bad Checks	1	0	Embezzlement	0	0	0
Curfew/Loitering/Vagrancy Violations	0	0	Extortion/Blackmail	2	0	0
Disorderly Conduct	2	0	False Pretenses/Swindle/Confidence Game	25	6	5
Driving Under the Influence	44	0	Credit Card/Automated Teller Machine Fraud	15	3	0
Drunkenness	0	0	Impersonation	0	0	0
Family Offenses (Nonviolent)	0	0	Welfare Fraud	0	0	0
Liquor Law Violations	2	2	Wire Fraud	2	0	0
Peeping Tom	0	0	Identity Theft	0	0	0
Trespass of Real Property	6	0	Hacking/Computer Invasion	0	0	0
All Other Offenses	41	1	Robbery	2	2	2
Total Group B	96	3	Pocket-picking	0	0	0
			Purse-snatching	0	0	0
			Shoplifting	12	10	0
			Theft From Building	0	0	0
			Theft From Coin Operated Machine or Device	0	0	0
			Theft From Motor Vehicle	19	2	0
			Theft of Motor Vehicle Parts/Accessories	0	0	0
			All Other Larceny	41	19	1
			Motor Vehicle Theft	7	3	0
			Stolen Property Offenses	0	0	0
			Crimes Against Society			
			Drug/Narcotic Violations	10	9	4
			Drug Equipment Violations	0	0	0
			Betting/Wagering	0	0	0
			Operating/Promoting/Assisting Gambling	1	1	0
			Gambling Equipment Violations	0	0	0
			Sports Tampering	0	0	0
			Pornography/Obscene Material	0	0	0
			Prostitution	0	0	0
			Assisting or Promoting Prostitution	0	0	0
			Purchasing Prostitution	0	0	0
			Weapon Law Violations	0	0	0
			Animal Cruelty	0	0	0
			Total Group A Offenses		221	103
					67	7

(*) Offenses are counted using the FBI Units of Count for Crime

(**) The 'Arrests' column shows arrests made for incidents during the selected period, regardless of arrest date. Arrest counts for the same period may change over time.

This report is valid as of August 22, 2024 and is subject to change

Farmington PD - ME0040100 - NIBRS Agency Crime Overview - 2023

2023 Population Estimate		8,519	Offenses (*)		Arrests (**)		
			Reported	Cleared	Adult	Juvenile	
Offense Overview			Crimes Against Persons				
Offense Total	302		Murder and Nonnegligent Manslaughter		2	0	
Number Cleared	174		Negligent Manslaughter		0	0	
Percent Cleared	57.62 %		Kidnapping/Abduction		0	0	
Group A Crimes per 100,000 population	3,545.0		Rape		6	3	
			Sodomy		0	0	
			Sexual Assault With An Object		0	0	
			Fondling		2	1	
			Incest		0	0	
Arrest Overview			Statutory Rape		1	0	
Total Arrests	401		Aggravated Assault		5	4	
Adult Arrests	375		Simple Assault		57	40	
Juvenile Arrests	26		Intimidation		35	24	
Unknown Age	0		Human Trafficking, Commercial Sex Acts		0	0	
Arrests per 100,000 population	4,707.1		Human Trafficking, Involuntary Servitude		0	0	
			Crimes Against Property				
			Arson		0	0	
Average number offenses/incident	1.11		Bribery		0	0	
			Burglary/Breaking & Entering		6	5	
			Counterfeiting/Forgery		4	3	
Group B Arrests				Destruction/Damage/Vandalism of Property		27	18
Offense	Adult	Juvenile		Embezzlement		0	0
Bad Checks	0	0		Extortion/Blackmail		0	0
Curfew/Loitering/Vagrancy Violations	0	0		False Pretenses/Swindle/Confidence Game		15	2
Disorderly Conduct	1	0		Credit Card/Automated Teller Machine Fraud		4	0
Driving Under the Influence	27	0		Impersonation		0	0
Drunkenness	0	0		Welfare Fraud		0	0
Family Offenses (Nonviolent)	0	0		Wire Fraud		0	0
Liquor Law Violations	3	0		Identity Theft		0	0
Peeping Tom	0	0		Hacking/Computer Invasion		0	0
Trespass of Real Property	5	1		Robbery		1	0
All Other Offenses	206	4		Pocket-picking		0	0
Total Group B	242	5		Purse-snatching		0	0
				Shoplifting		0	0
				Theft From Building		0	0
				Theft From Coin Operated Machine or Device		0	0
				Theft From Motor Vehicle		0	0
				Theft of Motor Vehicle Parts/Accessories		0	0
				All Other Larceny		108	50
				Motor Vehicle Theft		6	4
				Stolen Property Offenses		0	0
				Crimes Against Society			
				Drug/Narcotic Violations		18	18
				Drug Equipment Violations		0	0
				Betting/Wagering		0	0
				Operating/Promoting/Assisting Gambling		0	0
				Gambling Equipment Violations		0	0
				Sports Tampering		0	0
				Pornography/Obscene Material		1	0
				Prostitution		1	0
				Assisting or Promoting Prostitution		0	0
				Purchasing Prostitution		0	0
				Weapon Law Violations		3	2
				Animal Cruelty		0	0
				Total Group A Offenses		302	174
						133	21

(*) Offenses are counted using the FBI Units of Count for Crime

(**) The 'Arrests' column shows arrests made for incidents during the selected period, regardless of arrest date. Arrest counts for the same period may change over time.

This report is valid as of August 22, 2024 and is subject to change

Fort Fairfield PD - ME0020200 - NIBRS Agency Crime Overview - 2023

2023 Population Estimate		3,334	Offenses (*)		Arrests (**)	
			Reported	Cleared	Adult	Juvenile
Offense Overview			Crimes Against Persons			
Offense Total	109		Murder and Nonnegligent Manslaughter	0	0	0
Number Cleared	85		Negligent Manslaughter	0	0	0
Percent Cleared	77.98 %		Kidnapping/Abduction	0	0	0
Group A Crimes per 100,000 population	3,269.3		Rape	2	0	0
			Sodomy	0	0	0
			Sexual Assault With An Object	0	0	0
			Fondling	0	0	0
			Incest	0	0	0
			Statutory Rape	0	0	0
Total Arrests	171		Aggravated Assault	7	7	4
Adult Arrests	154		Simple Assault	24	23	12
Juvenile Arrests	17		Intimidation	16	13	10
Unknown Age	0		Human Trafficking, Commercial Sex Acts	0	0	0
			Human Trafficking, Involuntary Servitude	0	0	0
Arrests per 100,000 population	5,129.0		Crimes Against Property			
			Arson	0	0	0
			Bribery	0	0	0
			Burglary/Breaking & Entering	4	3	5
			Counterfeiting/Forgery	1	1	1
			Destruction/Damage/Vandalism of Property	15	9	5
			Embezzlement	0	0	0
			Extortion/Blackmail	0	0	0
			False Pretenses/Swindle/Confidence Game	1	1	0
			Credit Card/Automated Teller Machine Fraud	0	0	0
			Impersonation	1	0	0
			Welfare Fraud	0	0	0
			Wire Fraud	0	0	0
			Identity Theft	0	0	0
			Hacking/Computer Invasion	0	0	0
			Robbery	0	0	0
			Pocket-picking	0	0	0
			Purse-snatching	0	0	0
			Shoplifting	0	0	0
			Theft From Building	0	0	0
			Theft From Coin Operated Machine or Device	0	0	0
			Theft From Motor Vehicle	0	0	0
			Theft of Motor Vehicle Parts/Accessories	0	0	0
			All Other Larceny	16	10	7
			Motor Vehicle Theft	2	0	0
			Stolen Property Offenses	0	0	0
			Crimes Against Society			
			Drug/Narcotic Violations	19	17	18
			Drug Equipment Violations	0	0	0
			Betting/Wagering	0	0	0
			Operating/Promoting/Assisting Gambling	0	0	0
			Gambling Equipment Violations	0	0	0
			Sports Tampering	0	0	0
			Pornography/Obscene Material	0	0	0
			Prostitution	0	0	0
			Assisting or Promoting Prostitution	0	0	0
			Purchasing Prostitution	0	0	0
			Weapon Law Violations	1	1	0
			Animal Cruelty	0	0	0
			Total Group A Offenses	109	85	62
Group B Arrests						
Offense	Adult	Juvenile				
Bad Checks	0	0				
Curfew/Loitering/Vagrancy Violations	0	0				
Disorderly Conduct	1	2				
Driving Under the Influence	26	0				
Drunkenness	0	0				
Family Offenses (Nonviolent)	0	0				
Liquor Law Violations	0	0				
Peeping Tom	0	0				
Trespass of Real Property	3	0				
All Other Offenses	62	1				
Total Group B	92	3				

(*) Offenses are counted using the FBI Units of Count for Crime

(**) The 'Arrests' column shows arrests made for incidents during the selected period, regardless of arrest date. Arrest counts for the same period may change over time.

This report is valid as of August 22, 2024 and is subject to change

Fort Kent PD - ME0020300 - NIBRS Agency Crime Overview - 2023

2023 Population Estimate		4,139	Offenses (*)		Arrests (**)	
			Reported	Cleared	Adult	Juvenile
Offense Overview			Crimes Against Persons			
Offense Total	55		Murder and Nonnegligent Manslaughter		0	0
Number Cleared	35		Negligent Manslaughter		0	0
Percent Cleared	63.64 %		Kidnapping/Abduction		0	0
Group A Crimes per 100,000 population	1,328.8		Rape		0	0
			Sodomy		0	0
			Sexual Assault With An Object		0	0
			Fondling		1	1
			Incest		0	0
Arrest Overview			Statutory Rape		0	0
Total Arrests	75		Aggravated Assault		0	0
Adult Arrests	68		Simple Assault		15	12
Juvenile Arrests	7		Intimidation		7	5
Unknown Age	0		Human Trafficking, Commercial Sex Acts		0	0
Arrests per 100,000 population	1,812.0		Human Trafficking, Involuntary Servitude		0	0
		Crimes Against Property				
Average number offenses/incident	1.10		Arson		0	0
			Bribery		0	0
			Burglary/Breaking & Entering		2	1
			Counterfeiting/Forgery		2	2
Group B Arrests			Destruction/Damage/Vandalism of Property		5	3
Offense	Adult	Juvenile	Embezzlement		0	0
Bad Checks	1	0	Extortion/Blackmail		0	0
Curfew/Loitering/Vagrancy Violations	0	0	False Pretenses/Swindle/Confidence Game		2	1
Disorderly Conduct	2	0	Credit Card/Automated Teller Machine Fraud		1	0
Driving Under the Influence	7	0	Impersonation		0	0
Drunkenness	0	0	Welfare Fraud		0	0
Family Offenses (Nonviolent)	1	0	Wire Fraud		0	0
Liquor Law Violations	0	0	Identity Theft		0	0
Peeping Tom	0	0	Hacking/Computer Invasion		0	0
Trespass of Real Property	3	0	Robbery		0	0
All Other Offenses	28	0	Pocket-picking		0	0
Total Group B	42	0	Purse-snatching		0	0
			Shoplifting		1	1
			Theft From Building		1	0
			Theft From Coin Operated Machine or Device		0	0
			Theft From Motor Vehicle		1	1
			Theft of Motor Vehicle Parts/Accessories		0	0
			All Other Larceny		13	5
			Motor Vehicle Theft		0	0
			Stolen Property Offenses		0	0
			Crimes Against Society			
			Drug/Narcotic Violations		3	3
			Drug Equipment Violations		0	0
			Betting/Wagering		0	0
Operating/Promoting/Assisting Gambling		0	0			
Gambling Equipment Violations		0	0			
Sports Tampering		0	0			
Pornography/Obscene Material		0	0			
Prostitution		0	0			
Assisting or Promoting Prostitution		0	0			
Purchasing Prostitution		0	0			
Weapon Law Violations		1	0			
Animal Cruelty		0	0			
Total Group A Offenses			55	35	26	7

(*) Offenses are counted using the FBI Units of Count for Crime

(**) The 'Arrests' column shows arrests made for incidents during the selected period, regardless of arrest date. Arrest counts for the same period may change over time.

This report is valid as of August 22, 2024 and is subject to change

Franklin SO - ME0040000 - NIBRS Agency Crime Overview - 2023

2023 Population Estimate		11,898	Offenses (*)		Arrests (**)	
			Reported	Cleared	Adult	Juvenile
Offense Overview			Crimes Against Persons			
Offense Total	203		Murder and Nonnegligent Manslaughter	0	0	0
Number Cleared	88		Negligent Manslaughter	0	0	0
Percent Cleared	43.35 %		Kidnapping/Abduction	0	0	0
Group A Crimes per 100,000 population	1,706.2		Rape	3	2	0
			Sodomy	0	0	0
			Sexual Assault With An Object	0	0	0
			Fondling	0	0	0
			Incest	2	2	0
Arrest Overview			Statutory Rape	0	0	0
Total Arrests	270		Aggravated Assault	7	5	0
Adult Arrests	259		Simple Assault	58	37	2
Juvenile Arrests	11		Intimidation	7	4	1
Unknown Age	0		Human Trafficking, Commercial Sex Acts	0	0	0
Arrests per 100,000 population	2,269.3		Human Trafficking, Involuntary Servitude	0	0	0
		Crimes Against Property				
Average number offenses/incident	1.07		Arson	1	1	0
			Bribery	0	0	0
			Burglary/Breaking & Entering	6	1	2
Group B Arrests			Counterfeiting/Forgery	5	3	0
Offense	Adult	Juvenile	Destruction/Damage/Vandalism of Property	32	11	0
Bad Checks	1	0	Embezzlement	0	0	0
Curfew/Loitering/Vagrancy Violations	0	0	Extortion/Blackmail	0	0	0
Disorderly Conduct	2	0	False Pretenses/Swindle/Confidence Game	7	1	0
Driving Under the Influence	24	0	Credit Card/Automated Teller Machine Fraud	0	0	0
Drunkenness	0	0	Impersonation	0	0	0
Family Offenses (Nonviolent)	0	0	Welfare Fraud	0	0	0
Liquor Law Violations	6	0	Wire Fraud	0	0	0
Peeping Tom	0	0	Identity Theft	0	0	0
Trespass of Real Property	4	0	Hacking/Computer Invasion	0	0	0
All Other Offenses	155	5	Robbery	0	0	0
Total Group B	192	5	Pocket-picking	0	0	0
			Purse-snatching	0	0	0
			Shoplifting	0	0	0
			Theft From Building	0	0	0
			Theft From Coin Operated Machine or Device	0	0	0
			Theft From Motor Vehicle	2	0	0
			Theft of Motor Vehicle Parts/Accessories	0	0	0
			All Other Larceny	49	6	1
			Motor Vehicle Theft	5	2	2
			Stolen Property Offenses	0	0	0
			Crimes Against Society			
			Drug/Narcotic Violations	12	10	0
			Drug Equipment Violations	1	1	0
			Betting/Wagering	0	0	0
			Operating/Promoting/Assisting Gambling	0	0	0
			Gambling Equipment Violations	0	0	0
			Sports Tampering	0	0	0
			Pornography/Obscene Material	3	0	0
			Prostitution	0	0	0
			Assisting or Promoting Prostitution	0	0	0
			Purchasing Prostitution	0	0	0
			Weapon Law Violations	3	2	0
			Animal Cruelty	0	0	0
			Total Group A Offenses	203	88	67

(*) Offenses are counted using the FBI Units of Count for Crime

(**) The 'Arrests' column shows arrests made for incidents during the selected period, regardless of arrest date. Arrest counts for the same period may change over time.

This report is valid as of August 22, 2024 and is subject to change

Freeport PD - ME0031100 - NIBRS Agency Crime Overview - 2023

2023 Population Estimate		8,807	Offenses (*)		Arrests (**)		
			Reported	Cleared	Adult	Juvenile	
Offense Overview			Crimes Against Persons				
Offense Total	248		Murder and Nonnegligent Manslaughter	0	0	0	
Number Cleared	136		Negligent Manslaughter	0	0	0	
Percent Cleared	54.84 %		Kidnapping/Abduction	0	0	0	
Group A Crimes per 100,000 population	2,815.9		Rape	3	2	1	
			Sodomy	0	0	0	
			Sexual Assault With An Object	0	0	0	
			Fondling	1	0	0	
			Incest	0	0	0	
Arrest Overview			Statutory Rape	0	0	0	
Total Arrests	171		Aggravated Assault	0	0	0	
Adult Arrests	137		Simple Assault	22	14	10	
Juvenile Arrests	34		Intimidation	9	2	0	
Unknown Age	0		Human Trafficking, Commercial Sex Acts	0	0	0	
Arrests per 100,000 population	1,941.6		Human Trafficking, Involuntary Servitude	0	0	0	
			Crimes Against Property				
Average number offenses/incident	1.17		Arson	0	0	0	
			Bribery	0	0	0	
			Burglary/Breaking & Entering	3	2	2	
			Counterfeiting/Forgery	9	8	4	
Group B Arrests				Destruction/Damage/Vandalism of Property	34	7	5
Offense	Adult	Juvenile		Embezzlement	0	0	0
Bad Checks	0	0		Extortion/Blackmail	0	0	0
Curfew/Loitering/Vagrancy Violations	0	0		False Pretenses/Swindle/Confidence Game	23	10	4
Disorderly Conduct	1	0		Credit Card/Automated Teller Machine Fraud	5	1	0
Driving Under the Influence	12	0		Impersonation	1	0	0
Drunkenness	0	0		Welfare Fraud	0	0	0
Family Offenses (Nonviolent)	0	0		Wire Fraud	0	0	0
Liquor Law Violations	1	4		Identity Theft	0	0	0
Peeping Tom	0	0		Hacking/Computer Invasion	0	0	0
Trespass of Real Property	1	1		Robbery	0	0	0
All Other Offenses	33	3		Pocket-picking	0	0	0
Total Group B	48	8		Purse-snatching	0	0	0
				Shoplifting	80	69	48
				Theft From Building	0	0	0
				Theft From Coin Operated Machine or Device	0	0	0
				Theft From Motor Vehicle	5	1	0
				Theft of Motor Vehicle Parts/Accessories	0	0	0
				All Other Larceny	40	13	12
				Motor Vehicle Theft	3	1	1
				Stolen Property Offenses	0	0	0
				Crimes Against Society			
				Drug/Narcotic Violations	7	5	2
				Drug Equipment Violations	1	1	0
				Betting/Wagering	0	0	0
				Operating/Promoting/Assisting Gambling	0	0	0
				Gambling Equipment Violations	0	0	0
				Sports Tampering	0	0	0
				Pornography/Obscene Material	2	0	0
				Prostitution	0	0	0
				Assisting or Promoting Prostitution	0	0	0
				Purchasing Prostitution	0	0	0
				Weapon Law Violations	0	0	0
				Animal Cruelty	0	0	0
				Total Group A Offenses	248	136	89
							26

(*) Offenses are counted using the FBI Units of Count for Crime

(**) The 'Arrests' column shows arrests made for incidents during the selected period, regardless of arrest date. Arrest counts for the same period may change over time.

This report is valid as of August 22, 2024 and is subject to change

Fryeburg PD - ME0090700 - NIBRS Agency Crime Overview - 2023

2023 Population Estimate		3,562		Offenses (*)		Arrests (**)	
Offense Overview		Group A Offenses		Reported	Cleared	Adult	Juvenile
		Crimes Against Persons					
Offense Total	76	Murder and Nonnegligent Manslaughter		0	0	0	0
Number Cleared	20	Negligent Manslaughter		0	0	0	0
Percent Cleared	26.32 %	Kidnapping/Abduction		0	0	0	0
Group A Crimes per 100,000 population	2,133.6	Rape		1	0	0	0
		Sodomy		0	0	0	0
		Sexual Assault With An Object		0	0	0	0
		Fondling		0	0	0	0
		Incest		0	0	0	0
		Statutory Rape		0	0	0	0
Total Arrests	45	Aggravated Assault		1	1	1	0
Adult Arrests	45	Simple Assault		8	4	6	0
Juvenile Arrests	0	Intimidation		17	5	1	0
Unknown Age	0	Human Trafficking, Commercial Sex Acts		0	0	0	0
Arrests per 100,000 population	1,263.3	Human Trafficking, Involuntary Servitude		0	0	0	0
		Crimes Against Property					
		Arson		0	0	0	0
		Bribery		0	0	0	0
		Burglary/Breaking & Entering		3	2	2	0
		Counterfeiting/Forgery		0	0	0	0
		Destruction/Damage/Vandalism of Property		16	6	7	0
		Embezzlement		0	0	0	0
		Extortion/Blackmail		0	0	0	0
		False Pretenses/Swindle/Confidence Game		3	0	0	0
		Credit Card/Automated Teller Machine Fraud		0	0	0	0
		Impersonation		0	0	0	0
		Welfare Fraud		0	0	0	0
		Wire Fraud		0	0	0	0
		Identity Theft		0	0	0	0
		Hacking/Computer Invasion		0	0	0	0
		Robbery		0	0	0	0
		Pocket-picking		0	0	0	0
		Purse-snatching		0	0	0	0
		Shoplifting		0	0	0	0
		Theft From Building		0	0	0	0
		Theft From Coin Operated Machine or Device		0	0	0	0
		Theft From Motor Vehicle		0	0	0	0
		Theft of Motor Vehicle Parts/Accessories		0	0	0	0
		All Other Larceny		21	1	1	0
		Motor Vehicle Theft		4	1	1	0
		Stolen Property Offenses		0	0	0	0
		Crimes Against Society					
		Drug/Narcotic Violations		1	0	0	0
		Drug Equipment Violations		0	0	0	0
		Betting/Wagering		0	0	0	0
		Operating/Promoting/Assisting Gambling		0	0	0	0
		Gambling Equipment Violations		0	0	0	0
		Sports Tampering		0	0	0	0
		Pornography/Obscene Material		1	0	0	0
		Prostitution		0	0	0	0
		Assisting or Promoting Prostitution		0	0	0	0
		Purchasing Prostitution		0	0	0	0
		Weapon Law Violations		0	0	0	0
		Animal Cruelty		0	0	0	0
		Total Group A Offenses		76	20	19	0

Group B Arrests		
Offense	Adult	Juvenile
Bad Checks	0	0
Curfew/Loitering/Vagrancy Violations	0	0
Disorderly Conduct	1	0
Driving Under the Influence	4	0
Drunkenness	1	0
Family Offenses (Nonviolent)	0	0
Liquor Law Violations	0	0
Peeping Tom	0	0
Trespass of Real Property	2	0
All Other Offenses	18	0
Total Group B	26	0

(*) Offenses are counted using the FBI Units of Count for Crime

(**) The 'Arrests' column shows arrests made for incidents during the selected period, regardless of arrest date. Arrest counts for the same period may change over time.

This report is valid as of August 22, 2024 and is subject to change

Gardiner PD - ME0060200 - NIBRS Agency Crime Overview - 2023

2023 Population Estimate		6,173	Offenses (*)		Arrests (**)	
			Reported	Cleared	Adult	Juvenile
Offense Overview			Crimes Against Persons			
Offense Total	120		Murder and Nonnegligent Manslaughter	0	0	0
Number Cleared	60		Negligent Manslaughter	0	0	0
Percent Cleared	50.00 %		Kidnapping/Abduction	0	0	0
Group A Crimes per 100,000 population	1,943.9		Rape	3	0	0
			Sodomy	0	0	0
			Sexual Assault With An Object	0	0	0
			Fondling	0	0	0
			Incest	0	0	0
			Statutory Rape	0	0	0
			Aggravated Assault	2	1	1
Total Arrests	159		Simple Assault	24	14	13
Adult Arrests	154		Intimidation	7	5	1
Juvenile Arrests	5		Human Trafficking, Commercial Sex Acts	0	0	0
Unknown Age	0		Human Trafficking, Involuntary Servitude	0	0	0
Arrests per 100,000 population	2,575.7		Crimes Against Property			
Average number offenses/incident	1.12		Arson	0	0	0
			Bribery	0	0	0
			Burglary/Breaking & Entering	4	2	2
			Counterfeiting/Forgery	1	0	0
Group B Arrests						
Offense	Adult	Juvenile	Destruction/Damage/Vandalism of Property	14	7	5
Bad Checks	0	0	Embezzlement	0	0	0
Curfew/Loitering/Vagrancy Violations	0	0	Extortion/Blackmail	0	0	0
Disorderly Conduct	0	0	False Pretenses/Swindle/Confidence Game	3	3	3
Driving Under the Influence	19	0	Credit Card/Automated Teller Machine Fraud	2	1	1
Drunkenness	0	0	Impersonation	0	0	0
Family Offenses (Nonviolent)	0	0	Welfare Fraud	0	0	0
Liquor Law Violations	0	2	Wire Fraud	0	0	0
Peeping Tom	0	0	Identity Theft	0	0	0
Trespass of Real Property	1	0	Hacking/Computer Invasion	0	0	0
All Other Offenses	87	1	Robbery	0	0	0
Total Group B	107	3	Pocket-picking	0	0	0
			Purse-snatching	0	0	0
			Shoplifting	0	0	0
			Theft From Building	3	0	0
			Theft From Coin Operated Machine or Device	0	0	0
			Theft From Motor Vehicle	0	0	0
			Theft of Motor Vehicle Parts/Accessories	0	0	0
			All Other Larceny	42	19	16
			Motor Vehicle Theft	4	1	1
			Stolen Property Offenses	0	0	0
			Crimes Against Society			
			Drug/Narcotic Violations	9	6	4
			Drug Equipment Violations	1	1	0
			Betting/Wagering	0	0	0
			Operating/Promoting/Assisting Gambling	0	0	0
			Gambling Equipment Violations	0	0	0
			Sports Tampering	0	0	0
			Pornography/Obscene Material	0	0	0
			Prostitution	0	0	0
			Assisting or Promoting Prostitution	0	0	0
			Purchasing Prostitution	0	0	0
			Weapon Law Violations	1	0	0
			Animal Cruelty	0	0	0
			Total Group A Offenses	120	60	47
						2

(*) Offenses are counted using the FBI Units of Count for Crime

(**) The 'Arrests' column shows arrests made for incidents during the selected period, regardless of arrest date. Arrest counts for the same period may change over time.

This report is valid as of August 22, 2024 and is subject to change

Gorham PD - ME0030400 - NIBRS Agency Crime Overview - 2023

2023 Population Estimate		17,506	Offenses (*)		Arrests (**)	
			Reported	Cleared	Adult	Juvenile
Offense Overview			Crimes Against Persons			
Offense Total	216		Murder and Nonnegligent Manslaughter	0	0	0
Number Cleared	110		Negligent Manslaughter	0	0	0
Percent Cleared	50.93 %		Kidnapping/Abduction	0	0	0
Group A Crimes per 100,000 population	1,233.9		Rape	0	0	1
			Sodomy	0	0	0
			Sexual Assault With An Object	0	0	0
			Fondling	0	0	0
			Incest	0	0	0
Arrest Overview			Statutory Rape	1	1	0
Total Arrests	351		Aggravated Assault	4	4	2
Adult Arrests	322		Simple Assault	29	24	16
Juvenile Arrests	29		Intimidation	17	15	8
Unknown Age	0		Human Trafficking, Commercial Sex Acts	0	0	0
Arrests per 100,000 population	2,005.0		Human Trafficking, Involuntary Servitude	0	0	0
		Crimes Against Property				
Average number offenses/incident	1.11		Arson	0	0	0
			Bribery	0	0	0
			Burglary/Breaking & Entering	7	1	0
Group B Arrests			Counterfeiting/Forgery	0	0	0
Offense	Adult	Juvenile	Destruction/Damage/Vandalism of Property	37	12	10
Bad Checks	0	0	Embezzlement	0	0	0
Curfew/Loitering/Vagrancy Violations	0	0	Extortion/Blackmail	0	0	0
Disorderly Conduct	9	0	False Pretenses/Swindle/Confidence Game	11	1	0
Driving Under the Influence	110	1	Credit Card/Automated Teller Machine Fraud	3	0	0
Drunkenness	0	0	Impersonation	4	0	0
Family Offenses (Nonviolent)	4	0	Welfare Fraud	1	0	0
Liquor Law Violations	8	2	Wire Fraud	2	0	0
Peeping Tom	0	0	Identity Theft	0	0	0
Trespass of Real Property	3	0	Hacking/Computer Invasion	0	0	0
All Other Offenses	115	4	Robbery	0	0	0
Total Group B	249	7	Pocket-picking	0	0	0
			Purse-snatching	0	0	0
			Shoplifting	8	8	6
			Theft From Building	0	0	0
			Theft From Coin Operated Machine or Device	0	0	0
			Theft From Motor Vehicle	9	0	0
			Theft of Motor Vehicle Parts/Accessories	2	0	0
			All Other Larceny	44	11	9
			Motor Vehicle Theft	2	2	1
			Stolen Property Offenses	0	0	0
			Crimes Against Society			
			Drug/Narcotic Violations	28	26	17
			Drug Equipment Violations	2	2	0
			Betting/Wagering	0	0	0
			Operating/Promoting/Assisting Gambling	0	0	0
			Gambling Equipment Violations	0	0	0
			Sports Tampering	0	0	0
			Pornography/Obscene Material	2	1	1
			Prostitution	0	0	0
			Assisting or Promoting Prostitution	0	0	0
			Purchasing Prostitution	0	0	0
			Weapon Law Violations	3	2	2
			Animal Cruelty	0	0	0
			Total Group A Offenses	216	110	73
						22

(*) Offenses are counted using the FBI Units of Count for Crime

(**) The 'Arrests' column shows arrests made for incidents during the selected period, regardless of arrest date. Arrest counts for the same period may change over time.

This report is valid as of August 22, 2024 and is subject to change

Gouldsboro PD - ME0051300 - NIBRS Agency Crime Overview - 2023

2023 Population Estimate		1,753	Offenses (*)		Arrests (**)	
			Reported	Cleared	Adult	Juvenile
Offense Overview			Crimes Against Persons			
Offense Total	8		Murder and Nonnegligent Manslaughter	0	0	0
Number Cleared	3		Negligent Manslaughter	0	0	0
Percent Cleared	37.50 %		Kidnapping/Abduction	0	0	0
Group A Crimes per 100,000 population	456.4		Rape	0	0	0
			Sodomy	0	0	0
			Sexual Assault With An Object	0	0	0
			Fondling	0	0	0
			Incest	0	0	0
Arrest Overview			Statutory Rape	0	0	0
Total Arrests	8		Aggravated Assault	0	0	0
Adult Arrests	8		Simple Assault	2	1	0
Juvenile Arrests	0		Intimidation	2	2	0
Unknown Age	0		Human Trafficking, Commercial Sex Acts	0	0	0
Arrests per 100,000 population	456.4		Human Trafficking, Involuntary Servitude	0	0	0
			Crimes Against Property			
Average number offenses/incident	1.14		Arson	0	0	0
			Bribery	0	0	0
			Burglary/Breaking & Entering	0	0	0
Group B Arrests			Counterfeiting/Forgery	0	0	0
Offense	Adult	Juvenile	Destruction/Damage/Vandalism of Property	0	0	0
Bad Checks	0	0	Embezzlement	0	0	0
Curfew/Loitering/Vagrancy Violations	0	0	Extortion/Blackmail	0	0	0
Disorderly Conduct	0	0	False Pretenses/Swindle/Confidence Game	2	0	0
Driving Under the Influence	4	0	Credit Card/Automated Teller Machine Fraud	0	0	0
Drunkenness	0	0	Impersonation	2	0	0
Family Offenses (Nonviolent)	0	0	Welfare Fraud	0	0	0
Liquor Law Violations	0	0	Wire Fraud	0	0	0
Peeping Tom	0	0	Identity Theft	0	0	0
Trespass of Real Property	0	0	Hacking/Computer Invasion	0	0	0
All Other Offenses	1	0	Robbery	0	0	0
Total Group B	5	0	Pocket-picking	0	0	0
			Purse-snatching	0	0	0
			Shoplifting	0	0	0
			Theft From Building	0	0	0
			Theft From Coin Operated Machine or Device	0	0	0
			Theft From Motor Vehicle	0	0	0
			Theft of Motor Vehicle Parts/Accessories	0	0	0
			All Other Larceny	0	0	0
			Motor Vehicle Theft	0	0	0
			Stolen Property Offenses	0	0	0
			Crimes Against Society			
			Drug/Narcotic Violations	0	0	0
			Drug Equipment Violations	0	0	0
			Betting/Wagering	0	0	0
			Operating/Promoting/Assisting Gambling	0	0	0
			Gambling Equipment Violations	0	0	0
			Sports Tampering	0	0	0
			Pornography/Obscene Material	0	0	0
			Prostitution	0	0	0
			Assisting or Promoting Prostitution	0	0	0
			Purchasing Prostitution	0	0	0
			Weapon Law Violations	0	0	0
			Animal Cruelty	0	0	0
			Total Group A Offenses		8	3
					3	0

(*) Offenses are counted using the FBI Units of Count for Crime

(**) The 'Arrests' column shows arrests made for incidents during the selected period, regardless of arrest date. Arrest counts for the same period may change over time.

This report is valid as of August 22, 2024 and is subject to change

Greenville PD - ME0110500 - NIBRS Agency Crime Overview - 2023

2023 Population Estimate		1,576	Offenses (*)		Arrests (**)	
			Reported	Cleared	Adult	Juvenile
Offense Overview			Crimes Against Persons			
Offense Total	17		Murder and Nonnegligent Manslaughter	0	0	0
Number Cleared	1		Negligent Manslaughter	0	0	0
Percent Cleared	5.88 %		Kidnapping/Abduction	0	0	0
Group A Crimes per 100,000 population	1,078.7		Rape	0	0	0
			Sodomy	0	0	0
			Sexual Assault With An Object	0	0	0
			Fondling	1	0	0
			Incest	0	0	0
Arrest Overview			Statutory Rape	0	0	0
Total Arrests	3		Aggravated Assault	0	0	0
Adult Arrests	2		Simple Assault	0	0	0
Juvenile Arrests	1		Intimidation	8	0	0
Unknown Age	0		Human Trafficking, Commercial Sex Acts	0	0	0
Arrests per 100,000 population	190.4		Human Trafficking, Involuntary Servitude	0	0	0
			Crimes Against Property			
Average number offenses/incident	1.00		Arson	0	0	0
			Bribery	0	0	0
			Burglary/Breaking & Entering	1	0	0
Group B Arrests			Counterfeiting/Forgery	0	0	0
Offense	Adult	Juvenile	Destruction/Damage/Vandalism of Property	3	0	0
Bad Checks	0	0	Embezzlement	0	0	0
Curfew/Loitering/Vagrancy Violations	0	0	Extortion/Blackmail	0	0	0
Disorderly Conduct	0	1	False Pretenses/Swindle/Confidence Game	1	0	0
Driving Under the Influence	1	0	Credit Card/Automated Teller Machine Fraud	0	0	0
Drunkenness	0	0	Impersonation	0	0	0
Family Offenses (Nonviolent)	0	0	Welfare Fraud	0	0	0
Liquor Law Violations	0	0	Wire Fraud	0	0	0
Peeping Tom	0	0	Identity Theft	0	0	0
Trespass of Real Property	0	0	Hacking/Computer Invasion	0	0	0
All Other Offenses	0	0	Robbery	0	0	0
Total Group B	1	1	Pocket-picking	0	0	0
			Purse-snatching	0	0	0
			Shoplifting	2	0	0
			Theft From Building	0	0	0
			Theft From Coin Operated Machine or Device	0	0	0
			Theft From Motor Vehicle	0	0	0
			Theft of Motor Vehicle Parts/Accessories	0	0	0
			All Other Larceny	0	0	0
			Motor Vehicle Theft	0	0	0
			Stolen Property Offenses	0	0	0
			Crimes Against Society			
			Drug/Narcotic Violations	1	1	0
			Drug Equipment Violations	0	0	0
			Betting/Wagering	0	0	0
			Operating/Promoting/Assisting Gambling	0	0	0
			Gambling Equipment Violations	0	0	0
			Sports Tampering	0	0	0
			Pornography/Obscene Material	0	0	0
			Prostitution	0	0	0
			Assisting or Promoting Prostitution	0	0	0
			Purchasing Prostitution	0	0	0
			Weapon Law Violations	0	0	0
			Animal Cruelty	0	0	0
			Total Group A Offenses		17	1

(*) Offenses are counted using the FBI Units of Count for Crime

(**) The 'Arrests' column shows arrests made for incidents during the selected period, regardless of arrest date. Arrest counts for the same period may change over time.

This report is valid as of August 22, 2024 and is subject to change

Hallowell PD - ME0060300 - NIBRS Agency Crime Overview - 2023

2023 Population Estimate		2,613	Offenses (*)		Arrests (**)		
			Reported	Cleared	Adult	Juvenile	
Offense Overview			Crimes Against Persons				
Offense Total	28		Murder and Nonnegligent Manslaughter	0	0	0	
Number Cleared	11		Negligent Manslaughter	0	0	0	
Percent Cleared	39.29 %		Kidnapping/Abduction	0	0	0	
Group A Crimes per 100,000 population	1,071.6		Rape	2	0	0	
			Sodomy	0	0	0	
			Sexual Assault With An Object	0	0	0	
			Fondling	0	0	0	
			Incest	0	0	0	
			Statutory Rape	0	0	0	
Arrest Overview	50		Aggravated Assault	0	0	0	
		Adult Arrests	50	Simple Assault	5	3	3
		Juvenile Arrests	0	Intimidation	3	1	1
		Unknown Age	0	Human Trafficking, Commercial Sex Acts	0	0	0
Arrests per 100,000 population	1,913.5		Human Trafficking, Involuntary Servitude	0	0	0	
			Crimes Against Property				
Average number offenses/incident	1.00		Arson	0	0	0	
			Bribery	0	0	0	
			Burglary/Breaking & Entering	2	1	1	
			Counterfeiting/Forgery	1	0	0	
Group B Arrests							
Offense	Adult	Juvenile					
Bad Checks	0	0					
Curfew/Loitering/Vagrancy Violations	0	0					
Disorderly Conduct	1	0					
Driving Under the Influence	23	0					
Drunkenness	0	0					
Family Offenses (Nonviolent)	0	0					
Liquor Law Violations	1	0					
Peeping Tom	0	0					
Trespass of Real Property	2	0					
All Other Offenses	13	0					
Total Group B	40	0					
			</				

(*) Offenses are counted using the FBI Units of Count for Crime

(**) The 'Arrests' column shows arrests made for incidents during the selected period, regardless of arrest date. Arrest counts for the same period may change over time.

This report is valid as of August 22, 2024 and is subject to change

Hampden PD - ME0100700 - NIBRS Agency Crime Overview - 2023

2023 Population Estimate		7,964	Offenses (*)		Arrests (**)	
			Reported	Cleared	Adult	Juvenile
Offense Overview			Crimes Against Persons			
Offense Total	103		Murder and Nonnegligent Manslaughter	0	0	0
Number Cleared	57		Negligent Manslaughter	0	0	0
Percent Cleared	55.34 %		Kidnapping/Abduction	0	0	0
Group A Crimes per 100,000 population	1,293.3		Rape	0	0	0
			Sodomy	0	0	0
			Sexual Assault With An Object	0	0	0
			Fondling	2	2	1
			Incest	0	0	0
Arrest Overview			Statutory Rape	0	0	0
Total Arrests	61		Aggravated Assault	0	0	0
Adult Arrests	55		Simple Assault	8	8	4
Juvenile Arrests	6		Intimidation	5	2	1
Unknown Age	0		Human Trafficking, Commercial Sex Acts	0	0	0
Arrests per 100,000 population	765.9		Human Trafficking, Involuntary Servitude	0	0	0
		Crimes Against Property				
Average number offenses/incident	1.01		Arson	0	0	0
			Bribery	0	0	0
			Burglary/Breaking & Entering	2	1	1
Group B Arrests			Counterfeiting/Forgery	0	0	1
Offense	Adult	Juvenile	Destruction/Damage/Vandalism of Property	13	3	1
Bad Checks	0	0	Embezzlement	0	0	0
Curfew/Loitering/Vagrancy Violations	0	0	Extortion/Blackmail	0	0	0
Disorderly Conduct	0	0	False Pretenses/Swindle/Confidence Game	11	1	1
Driving Under the Influence	5	0	Credit Card/Automated Teller Machine Fraud	1	1	0
Drunkenness	0	0	Impersonation	0	0	0
Family Offenses (Nonviolent)	0	0	Welfare Fraud	0	0	0
Liquor Law Violations	0	0	Wire Fraud	0	0	0
Peeping Tom	0	0	Identity Theft	0	0	0
Trespass of Real Property	2	0	Hacking/Computer Invasion	0	0	0
All Other Offenses	2	0	Robbery	0	0	0
Total Group B	9	0	Pocket-picking	0	0	0
			Purse-snatching	1	0	0
			Shoplifting	26	19	0
			Theft From Building	1	1	0
			Theft From Coin Operated Machine or Device	0	0	0
			Theft From Motor Vehicle	2	0	0
			Theft of Motor Vehicle Parts/Accessories	0	0	0
			All Other Larceny	12	2	20
			Motor Vehicle Theft	5	3	0
			Stolen Property Offenses	0	0	1
			Crimes Against Society			
			Drug/Narcotic Violations	14	14	15
			Drug Equipment Violations	0	0	0
			Betting/Wagering	0	0	0
			Operating/Promoting/Assisting Gambling	0	0	0
			Gambling Equipment Violations	0	0	0
			Sports Tampering	0	0	0
			Pornography/Obscene Material	0	0	0
			Prostitution	0	0	0
			Assisting or Promoting Prostitution	0	0	0
			Purchasing Prostitution	0	0	0
			Weapon Law Violations	0	0	0
			Animal Cruelty	0	0	0
			Total Group A Offenses	103	57	46

(*) Offenses are counted using the FBI Units of Count for Crime

(**) The 'Arrests' column shows arrests made for incidents during the selected period, regardless of arrest date. Arrest counts for the same period may change over time.

This report is valid as of August 22, 2024 and is subject to change

Hancock SO - ME0050000 - NIBRS Agency Crime Overview - 2023

2023 Population Estimate		31,678	Offenses (*)		Arrests (**)	
			Reported	Cleared	Adult	Juvenile
Offense Overview			Crimes Against Persons			
Offense Total	347		Murder and Nonnegligent Manslaughter	0	0	0
Number Cleared	145		Negligent Manslaughter	0	0	0
Percent Cleared	41.79 %		Kidnapping/Abduction	0	0	0
Group A Crimes per 100,000 population	1,095.4		Rape	3	3	1
			Sodomy	2	2	0
			Sexual Assault With An Object	0	0	0
			Fondling	1	1	1
Arrest Overview			Incest	0	0	0
			Statutory Rape	0	0	0
			Aggravated Assault	9	5	5
			Simple Assault	66	50	38
Total Arrests	248		Intimidation	63	14	7
Adult Arrests	235		Human Trafficking, Commercial Sex Acts	0	0	0
Juvenile Arrests	13		Human Trafficking, Involuntary Servitude	0	0	0
Unknown Age	0					
Arrests per 100,000 population	782.9		Crimes Against Property			
Average number offenses/incident	1.09		Arson	0	0	0
			Bribery	0	0	0
			Burglary/Breaking & Entering	16	8	8
			Counterfeiting/Forgery	4	2	0
Group B Arrests						
Offense	Adult	Juvenile	Destruction/Damage/Vandalism of Property	39	14	8
Bad Checks	0	0	Embezzlement	0	0	0
Curfew/Loitering/Vagrancy Violations	0	0	Extortion/Blackmail	0	0	0
Disorderly Conduct	4	0	False Pretenses/Swindle/Confidence Game	25	5	5
Driving Under the Influence	31	0	Credit Card/Automated Teller Machine Fraud	1	0	0
Drunkenness	0	0	Impersonation	12	0	0
Family Offenses (Nonviolent)	4	0	Welfare Fraud	0	0	0
Liquor Law Violations	8	7	Wire Fraud	2	0	0
Peeping Tom	0	0	Identity Theft	0	0	0
Trespass of Real Property	3	0	Hacking/Computer Invasion	0	0	0
All Other Offenses	77	0	Robbery	1	0	0
Total Group B	127	7	Pocket-picking	0	0	0
			Purse-snatching	0	0	0
			Shoplifting	1	1	0
			Theft From Building	0	0	0
			Theft From Coin Operated Machine or Device	0	0	0
			Theft From Motor Vehicle	3	0	0
			Theft of Motor Vehicle Parts/Accessories	0	0	0
			All Other Larceny	69	14	16
			Motor Vehicle Theft	6	4	4
			Stolen Property Offenses	3	2	1
			Crimes Against Society			
			Drug/Narcotic Violations	16	16	13
			Drug Equipment Violations	0	0	0
			Betting/Wagering	0	0	0
			Operating/Promoting/Assisting Gambling	0	0	0
			Gambling Equipment Violations	0	0	0
			Sports Tampering	0	0	0
			Pornography/Obscene Material	0	0	0
			Prostitution	0	0	0
			Assisting or Promoting Prostitution	0	0	0
			Purchasing Prostitution	0	0	0
			Weapon Law Violations	3	2	1
			Animal Cruelty	2	2	0
			Total Group A Offenses	347	145	108

(*) Offenses are counted using the FBI Units of Count for Crime

(**) The 'Arrests' column shows arrests made for incidents during the selected period, regardless of arrest date. Arrest counts for the same period may change over time.

This report is valid as of August 22, 2024 and is subject to change

Holden PD - ME0102700 - NIBRS Agency Crime Overview - 2023

2023 Population Estimate		3,417		Offenses (*)		Arrests (**)	
Offense Overview		Group A Offenses		Reported	Cleared	Adult	Juvenile
		Crimes Against Persons					
Offense Total	71	Murder and Nonnegligent Manslaughter		0	0	0	0
Number Cleared	54	Negligent Manslaughter		0	0	0	0
Percent Cleared	76.06 %	Kidnapping/Abduction		0	0	0	0
Group A Crimes per 100,000 population	2,077.8	Rape		0	0	0	0
		Sodomy		0	0	0	0
		Sexual Assault With An Object		0	0	0	0
		Fondling		0	0	0	0
		Incest		0	0	0	0
		Statutory Rape		0	0	0	0
Total Arrests	129	Aggravated Assault		0	0	0	0
Adult Arrests	125	Simple Assault		17	15	15	0
Juvenile Arrests	4	Intimidation		3	3	3	0
Unknown Age	0	Human Trafficking, Commercial Sex Acts		0	0	0	0
Arrests per 100,000 population	3,775.2	Human Trafficking, Involuntary Servitude		0	0	0	0
		Crimes Against Property					
		Arson		0	0	0	0
		Bribery		0	0	0	0
		Burglary/Breaking & Entering		2	1	0	1
		Counterfeiting/Forgery		1	1	0	0
		Destruction/Damage/Vandalism of Property		0	0	0	0
		Embezzlement		0	0	0	0
		Extortion/Blackmail		0	0	0	0
		False Pretenses/Swindle/Confidence Game		1	0	0	0
		Credit Card/Automated Teller Machine Fraud		0	0	0	0
		Impersonation		0	0	0	0
		Welfare Fraud		0	0	0	0
		Wire Fraud		1	0	0	0
		Identity Theft		0	0	0	0
		Hacking/Computer Invasion		0	0	0	0
		Robbery		0	0	0	0
		Pocket-picking		0	0	0	0
		Purse-snatching		0	0	0	0
		Shoplifting		2	2	0	0
		Theft From Building		0	0	0	0
		Theft From Coin Operated Machine or Device		0	0	0	0
		Theft From Motor Vehicle		0	0	0	0
		Theft of Motor Vehicle Parts/Accessories		0	0	0	0
		All Other Larceny		20	10	15	1
		Motor Vehicle Theft		2	2	0	0
		Stolen Property Offenses		0	0	0	0
		Crimes Against Society					
		Drug/Narcotic Violations		22	20	19	1
		Drug Equipment Violations		0	0	0	0
		Betting/Wagering		0	0	0	0
		Operating/Promoting/Assisting Gambling		0	0	0	0
		Gambling Equipment Violations		0	0	0	0
		Sports Tampering		0	0	0	0
		Pornography/Obscene Material		0	0	0	0
		Prostitution		0	0	0	0
		Assisting or Promoting Prostitution		0	0	0	0
		Purchasing Prostitution		0	0	0	0
		Weapon Law Violations		0	0	0	0
		Animal Cruelty		0	0	0	0
		Total Group A Offenses		71	54	52	3

Group B Arrests		
Offense	Adult	Juvenile
Bad Checks	1	0
Curfew/Loitering/Vagrancy Violations	0	0
Disorderly Conduct	2	0
Driving Under the Influence	36	0
Drunkenness	0	0
Family Offenses (Nonviolent)	0	0
Liquor Law Violations	1	1
Peeping Tom	0	0
Trespass of Real Property	1	0
All Other Offenses	32	0
Total Group B	73	1

(*) Offenses are counted using the FBI Units of Count for Crime

(**) The 'Arrests' column shows arrests made for incidents during the selected period, regardless of arrest date. Arrest counts for the same period may change over time.

This report is valid as of August 22, 2024 and is subject to change

Houlton PD - ME0020400 - NIBRS Agency Crime Overview - 2023

2023 Population Estimate		6,072	Offenses (*)		Arrests (**)	
			Reported	Cleared	Adult	Juvenile
Offense Overview			Crimes Against Persons			
Offense Total	223		Murder and Nonnegligent Manslaughter	0	0	0
Number Cleared	166		Negligent Manslaughter	0	0	0
Percent Cleared	74.44 %		Kidnapping/Abduction	1	1	0
Group A Crimes per 100,000 population	3,672.6		Rape	1	0	0
			Sodomy	0	0	0
			Sexual Assault With An Object	0	0	0
			Fondling	0	0	0
			Incest	0	0	0
Arrest Overview			Statutory Rape	0	0	0
Total Arrests	235		Aggravated Assault	3	3	0
Adult Arrests	227		Simple Assault	36	32	3
Juvenile Arrests	8		Intimidation	18	12	0
Unknown Age	0		Human Trafficking, Commercial Sex Acts	0	0	0
Arrests per 100,000 population	3,870.2		Human Trafficking, Involuntary Servitude	0	0	0
			Crimes Against Property			
Average number offenses/incident	1.18		Arson	0	0	0
			Bribery	0	0	0
			Burglary/Breaking & Entering	6	4	2
Group B Arrests			Counterfeiting/Forgery	3	1	0
Offense	Adult	Juvenile	Destruction/Damage/Vandalism of Property	24	15	12
Bad Checks	2	0	Embezzlement	0	0	0
Curfew/Loitering/Vagrancy Violations	0	0	Extortion/Blackmail	0	0	0
Disorderly Conduct	1	0	False Pretenses/Swindle/Confidence Game	1	1	0
Driving Under the Influence	2	0	Credit Card/Automated Teller Machine Fraud	0	0	0
Drunkenness	0	0	Impersonation	1	1	0
Family Offenses (Nonviolent)	0	0	Welfare Fraud	0	0	0
Liquor Law Violations	1	0	Wire Fraud	0	0	0
Peeping Tom	0	0	Identity Theft	0	0	0
Trespass of Real Property	8	0	Hacking/Computer Invasion	0	0	0
All Other Offenses	68	1	Robbery	0	0	0
Total Group B	82	1	Pocket-picking	0	0	0
			Purse-snatching	0	0	0
			Shoplifting	0	0	0
			Theft From Building	0	0	0
			Theft From Coin Operated Machine or Device	0	0	0
			Theft From Motor Vehicle	4	1	0
			Theft of Motor Vehicle Parts/Accessories	0	0	0
			All Other Larceny	72	45	3
			Motor Vehicle Theft	2	2	1
			Stolen Property Offenses	1	1	0
			Crimes Against Society			
			Drug/Narcotic Violations	46	43	0
			Drug Equipment Violations	0	0	0
			Betting/Wagering	0	0	0
			Operating/Promoting/Assisting Gambling	0	0	0
			Gambling Equipment Violations	0	0	0
			Sports Tampering	0	0	0
			Pornography/Obscene Material	0	0	0
			Prostitution	0	0	0
			Assisting or Promoting Prostitution	0	0	0
			Purchasing Prostitution	0	0	0
			Weapon Law Violations	4	4	0
			Animal Cruelty	0	0	0
			Total Group A Offenses	223	166	7

(*) Offenses are counted using the FBI Units of Count for Crime

(**) The 'Arrests' column shows arrests made for incidents during the selected period, regardless of arrest date. Arrest counts for the same period may change over time.

This report is valid as of August 22, 2024 and is subject to change

Islesboro PD - ME0140500 - NIBRS Agency Crime Overview - 2023

2023 Population Estimate		592	Offenses (*)		Arrests (**)	
Offense Overview			Reported	Cleared	Adult	Juvenile
Offense Total		10	Group A Offenses		Crimes Against Persons	
Number Cleared		1	Murder and Nonnegligent Manslaughter		0	0
Percent Cleared		10.00 %	Negligent Manslaughter		0	0
Group A Crimes per 100,000 population		1,689.2	Kidnapping/Abduction		0	0
			Rape		0	0
			Sodomy		0	0
			Sexual Assault With An Object		0	0
			Fondling		0	0
			Incest		0	0
			Statutory Rape		0	0
Total Arrests		4	Aggravated Assault		0	0
Adult Arrests		4	Simple Assault		1	1
Juvenile Arrests		0	Intimidation		0	0
Unknown Age		0	Human Trafficking, Commercial Sex Acts		0	0
Arrests per 100,000 population		675.7	Human Trafficking, Involuntary Servitude		0	0
			Crimes Against Property			
			Arson		0	0
			Bribery		0	0
			Burglary/Breaking & Entering		1	0
			Counterfeiting/Forgery		0	0
			Destruction/Damage/Vandalism of Property		2	0
			Embezzlement		0	0
			Extortion/Blackmail		0	0
			False Pretenses/Swindle/Confidence Game		0	0
			Credit Card/Automated Teller Machine Fraud		0	0
			Impersonation		0	0
			Welfare Fraud		0	0
			Wire Fraud		0	0
			Identity Theft		0	0
			Hacking/Computer Invasion		0	0
			Robbery		0	0
			Pocket-picking		0	0
			Purse-snatching		0	0
			Shoplifting		0	0
			Theft From Building		0	0
			Theft From Coin Operated Machine or Device		0	0
			Theft From Motor Vehicle		1	0
			Theft of Motor Vehicle Parts/Accessories		0	0
			All Other Larceny		5	0
			Motor Vehicle Theft		0	0
			Stolen Property Offenses		0	0
			Crimes Against Society			
			Drug/Narcotic Violations		0	0
			Drug Equipment Violations		0	0
			Betting/Wagering		0	0
			Operating/Promoting/Assisting Gambling		0	0
			Gambling Equipment Violations		0	0
			Sports Tampering		0	0
			Pornography/Obscene Material		0	0
			Prostitution		0	0
			Assisting or Promoting Prostitution		0	0
			Purchasing Prostitution		0	0
			Weapon Law Violations		0	0
			Animal Cruelty		0	0
			Total Group A Offenses		10	1
Total Group B		3			1	0

(*) Offenses are counted using the FBI Units of Count for Crime

(**) The 'Arrests' column shows arrests made for incidents during the selected period, regardless of arrest date. Arrest counts for the same period may change over time.

This report is valid as of August 22, 2024 and is subject to change

Jay PD - ME0040200 - NIBRS Agency Crime Overview - 2023

2023 Population Estimate		4,679	Offenses (*)		Arrests (**)	
			Reported	Cleared	Adult	Juvenile
Offense Overview			Crimes Against Persons			
Offense Total	195		Murder and Nonnegligent Manslaughter	0	0	0
Number Cleared	82		Negligent Manslaughter	0	0	0
Percent Cleared	42.05 %		Kidnapping/Abduction	0	0	0
Group A Crimes per 100,000 population	4,167.6		Rape	1	0	0
			Sodomy	0	0	0
			Sexual Assault With An Object	0	0	0
			Fondling	4	1	0
			Incest	3	1	0
Arrest Overview			Statutory Rape	1	0	0
Total Arrests	107		Aggravated Assault	9	7	2
Adult Arrests	87		Simple Assault	54	38	20
Juvenile Arrests	20		Intimidation	26	11	0
Unknown Age	0		Human Trafficking, Commercial Sex Acts	0	0	0
Arrests per 100,000 population	2,286.8		Human Trafficking, Involuntary Servitude	0	0	0
		Crimes Against Property				
Average number offenses/incident	1.18		Arson	0	0	0
			Bribery	0	0	0
			Burglary/Breaking & Entering	12	2	0
Group B Arrests			Counterfeiting/Forgery	0	0	0
Offense	Adult	Juvenile	Destruction/Damage/Vandalism of Property	35	9	5
Bad Checks	1	0	Embezzlement	0	0	0
Curfew/Loitering/Vagrancy Violations	0	0	Extortion/Blackmail	0	0	0
Disorderly Conduct	2	0	False Pretenses/Swindle/Confidence Game	5	1	1
Driving Under the Influence	7	0	Credit Card/Automated Teller Machine Fraud	0	0	0
Drunkenness	0	0	Impersonation	0	0	0
Family Offenses (Nonviolent)	1	0	Welfare Fraud	0	0	0
Liquor Law Violations	0	0	Wire Fraud	0	0	0
Peeping Tom	0	0	Identity Theft	0	0	0
Trespass of Real Property	3	1	Hacking/Computer Invasion	0	0	0
All Other Offenses	37	4	Robbery	2	1	0
Total Group B	51	5	Pocket-picking	0	0	0
			Purse-snatching	0	0	0
			Shoplifting	0	0	0
			Theft From Building	0	0	0
			Theft From Coin Operated Machine or Device	0	0	0
			Theft From Motor Vehicle	2	0	0
			Theft of Motor Vehicle Parts/Accessories	0	0	0
			All Other Larceny	26	5	5
			Motor Vehicle Theft	7	3	1
			Stolen Property Offenses	2	0	0
			Crimes Against Society			
			Drug/Narcotic Violations	5	3	2
			Drug Equipment Violations	0	0	0
			Betting/Wagering	0	0	0
			Operating/Promoting/Assisting Gambling	0	0	0
			Gambling Equipment Violations	0	0	0
			Sports Tampering	0	0	0
			Pornography/Obscene Material	0	0	0
			Prostitution	0	0	0
			Assisting or Promoting Prostitution	1	0	0
			Purchasing Prostitution	0	0	0
			Weapon Law Violations	0	0	0
			Animal Cruelty	0	0	0
			Total Group A Offenses		195	82
					36	15

(*) Offenses are counted using the FBI Units of Count for Crime

(**) The 'Arrests' column shows arrests made for incidents during the selected period, regardless of arrest date. Arrest counts for the same period may change over time.

This report is valid as of August 22, 2024 and is subject to change

Kennebec SO - ME0060000 - NIBRS Agency Crime Overview - 2023

2023 Population Estimate		54,348	Offenses (*)		Arrests (**)				
			Reported	Cleared	Adult	Juvenile			
Offense Overview			Crimes Against Persons						
Offense Total	854		Murder and Nonnegligent Manslaughter	0	0	0			
Number Cleared	336		Negligent Manslaughter	0	0	0			
Percent Cleared	39.34 %		Kidnapping/Abduction	0	0	0			
Group A Crimes per 100,000 population	1,571.4		Rape	7	0	0			
			Sodomy	0	0	0			
			Sexual Assault With An Object	0	0	0			
			Fondling	8	1	0			
			Incest	2	1	0			
Arrest Overview			Statutory Rape	4	0	0			
Total Arrests	745		Aggravated Assault	18	14	1			
Adult Arrests	716		Simple Assault	179	91	6			
Juvenile Arrests	29		Intimidation	87	36	2			
Unknown Age	0		Human Trafficking, Commercial Sex Acts	0	0	0			
Arrests per 100,000 population	1,370.8		Human Trafficking, Involuntary Servitude	0	0	0			
		Crimes Against Property							
Average number offenses/incident	1.14		Arson	0	0	0			
			Bribery	0	0	0			
			Burglary/Breaking & Entering	39	17	13			
			Counterfeiting/Forgery	10	4	4			
Group B Arrests				Destruction/Damage/Vandalism of Property	129	54	14		
Offense	Adult	Juvenile		Embezzlement	0	0	0		
Bad Checks	0	0		Extortion/Blackmail	2	0	0		
Curfew/Loitering/Vagrancy Violations	0	0		False Pretenses/Swindle/Confidence Game	69	10	9		
Disorderly Conduct	15	0		Credit Card/Automated Teller Machine Fraud	11	0	0		
Driving Under the Influence	94	1		Impersonation	0	0	0		
Drunkenness	0	0		Welfare Fraud	0	0	0		
Family Offenses (Nonviolent)	3	0		Wire Fraud	0	0	0		
Liquor Law Violations	1	0		Identity Theft	0	0	0		
Peeping Tom	0	0		Hacking/Computer Invasion	0	0	0		
Trespass of Real Property	9	3		Robbery	2	1	1		
All Other Offenses	385	3		Pocket-picking	0	0	0		
Total Group B	507	7		Purse-snatching	0	0	0		
				Shoplifting	1	1	1		
				Theft From Building	0	0	0		
				Theft From Coin Operated Machine or Device	0	0	0		
				Theft From Motor Vehicle	5	1	0		
				Theft of Motor Vehicle Parts/Accessories	0	0	0		
				All Other Larceny	164	28	27		
				Motor Vehicle Theft	26	10	4		
				Stolen Property Offenses	1	1	0		
				Crimes Against Society					
				Drug/Narcotic Violations	84	62	38		
				Drug Equipment Violations	0	0	0		
				Betting/Wagering	0	0	0		
				Operating/Promoting/Assisting Gambling	0	0	0		
				Gambling Equipment Violations	0	0	0		
				Sports Tampering	0	0	0		
				Pornography/Obscene Material	1	0	0		
				Prostitution	0	0	0		
				Assisting or Promoting Prostitution	0	0	0		
				Purchasing Prostitution	0	0	0		
				Weapon Law Violations	5	4	1		
				Animal Cruelty	0	0	0		
				Total Group A Offenses		854	336	209	22

(*) Offenses are counted using the FBI Units of Count for Crime

(**) The 'Arrests' column shows arrests made for incidents during the selected period, regardless of arrest date. Arrest counts for the same period may change over time.

This report is valid as of August 22, 2024 and is subject to change

Kennebunk PD - ME0160800 - NIBRS Agency Crime Overview - 2023

2023 Population Estimate		11,863	Offenses (*)		Arrests (**)		
			Reported	Cleared	Adult	Juvenile	
Offense Overview			Crimes Against Persons				
Offense Total	167		Murder and Nonnegligent Manslaughter	0	0	0	0
Number Cleared	48		Negligent Manslaughter	0	0	0	0
Percent Cleared	28.74 %		Kidnapping/Abduction	0	0	0	0
Group A Crimes per 100,000 population	1,407.7		Rape	7	2	0	2
			Sodomy	0	0	0	0
			Sexual Assault With An Object	0	0	0	0
			Fondling	4	3	2	0
Arrest Overview			Incest	0	0	0	0
			Statutory Rape	0	0	0	0
			Aggravated Assault	0	0	0	0
			Simple Assault	16	9	7	1
Adult Arrests	91		Intimidation	12	3	4	0
Juvenile Arrests	19		Human Trafficking, Commercial Sex Acts	0	0	0	0
Unknown Age	0		Human Trafficking, Involuntary Servitude	0	0	0	0
Arrests per 100,000 population	927.3		Crimes Against Property				
Average number offenses/incident	1.11		Arson	0	0	0	0
			Bribery	0	0	0	0
			Burglary/Breaking & Entering	6	2	2	0
			Counterfeiting/Forgery	7	2	1	1
Group B Arrests							
Offense		Adult	Juvenile				
Bad Checks		0	0				
Curfew/Loitering/Vagrancy Violations		0	0				
Disorderly Conduct		1	0				
Driving Under the Influence		22	2				
Drunkenness		0	0				
Family Offenses (Nonviolent)		0	0				
Liquor Law Violations		2	2				
Peeping Tom		0	0				
Trespass of Real Property		0	0				
All Other Offenses		33	2				
Total Group B		58	6				
						</	

(*) Offenses are counted using the FBI Units of Count for Crime

(**) The 'Arrests' column shows arrests made for incidents during the selected period, regardless of arrest date. Arrest counts for the same period may change over time.

This report is valid as of August 22, 2024 and is subject to change

Kennebunkport PD - ME0160900 - NIBRS Agency Crime Overview - 2023

2023 Population Estimate			3,729	Offenses (*)		Arrests (**)		
Offense Overview				Group A Offenses	Reported	Cleared	Adult	Juvenile
				Crimes Against Persons				
Offense Total		72		Murder and Nonnegligent Manslaughter	0	0	0	0
Number Cleared		19		Negligent Manslaughter	0	0	0	0
Percent Cleared		26.39 %		Kidnapping/Abduction	0	0	0	0
Group A Crimes per 100,000 population		1,930.8		Rape	1	0	0	0
				Sodomy	0	0	0	0
				Sexual Assault With An Object	0	0	0	0
				Fondling	0	0	0	0
				Incest	0	0	0	0
Arrest Overview				Statutory Rape	0	0	0	0
Total Arrests		29		Aggravated Assault	1	1	1	0
Adult Arrests		22		Simple Assault	8	6	3	2
Juvenile Arrests		7		Intimidation	9	2	1	0
Unknown Age		0		Human Trafficking, Commercial Sex Acts	0	0	0	0
				Human Trafficking, Involuntary Servitude	0	0	0	0
Arrests per 100,000 population		777.7		Crimes Against Property				
				Arson	0	0	0	0
Average number offenses/incident		1.04		Bribery	0	0	0	0
				Burglary/Breaking & Entering	2	0	0	0
				Counterfeiting/Forgery	3	0	0	0
Group B Arrests				Destruction/Damage/Vandalism of Property	9	1	1	0
Offense	Adult	Juvenile		Embezzlement	0	0	0	0
Bad Checks	0	0		Extortion/Blackmail	1	0	0	0
Curfew/Loitering/Vagrancy Violations	0	0		False Pretenses/Swindle/Confidence Game	7	1	0	0
Disorderly Conduct	1	0		Credit Card/Automated Teller Machine Fraud	1	0	0	0
Driving Under the Influence	5	0		Impersonation	0	0	0	0
Drunkenness	0	0		Welfare Fraud	0	0	0	0
Family Offenses (Nonviolent)	0	0		Wire Fraud	0	0	0	0
Liquor Law Violations	1	2		Identity Theft	0	0	0	0
Peeping Tom	0	0		Hacking/Computer Invasion	0	0	0	0
Trespass of Real Property	1	0		Robbery	0	0	0	0
All Other Offenses	5	1		Pocket-picking	0	0	0	0
Total Group B	13	3		Purse-snatching	0	0	0	0
				Shoplifting	0	0	0	0
				Theft From Building	0	0	0	0
				Theft From Coin Operated Machine or Device	0	0	0	0
				Theft From Motor Vehicle	2	0	0	0
				Theft of Motor Vehicle Parts/Accessories	0	0	0	0
				All Other Larceny	21	2	0	1
				Motor Vehicle Theft	0	0	0	0
				Stolen Property Offenses	0	0	0	0
				Crimes Against Society				
				Drug/Narcotic Violations	4	4	2	1
				Drug Equipment Violations	2	2	1	0
				Betting/Wagering	0	0	0	0
	Operating/Promoting/Assisting Gambling	0	0	0	0			
	Gambling Equipment Violations	0	0	0	0			
	Sports Tampering	0	0	0	0			
	Pornography/Obscene Material	1	0	0	0			
	Prostitution	0	0	0	0			
	Assisting or Promoting Prostitution	0	0	0	0			
	Purchasing Prostitution	0	0	0	0			
	Weapon Law Violations	0	0	0	0			
	Animal Cruelty	0	0	0	0			
				Total Group A Offenses	72	19	9	4

(*) Offenses are counted using the FBI Units of Count for Crime

(**) The 'Arrests' column shows arrests made for incidents during the selected period, regardless of arrest date. Arrest counts for the same period may change over time.

This report is valid as of August 22, 2024 and is subject to change

Kittery PD - ME0160200 - NIBRS Agency Crime Overview - 2023

2023 Population Estimate		10,314	Offenses (*)		Arrests (**)	
			Reported	Cleared	Adult	Juvenile
Offense Overview			Crimes Against Persons			
Offense Total	205		Murder and Nonnegligent Manslaughter	0	0	0
Number Cleared	105		Negligent Manslaughter	0	0	0
Percent Cleared	51.22 %		Kidnapping/Abduction	0	0	0
Group A Crimes per 100,000 population	1,987.6		Rape	1	0	0
			Sodomy	0	0	0
			Sexual Assault With An Object	0	0	0
			Fondling	2	0	0
			Incest	0	0	0
			Statutory Rape	2	1	0
Total Arrests	190		Aggravated Assault	0	0	0
Adult Arrests	176		Simple Assault	24	18	14
Juvenile Arrests	14		Intimidation	7	2	2
Unknown Age	0		Human Trafficking, Commercial Sex Acts	0	0	0
			Human Trafficking, Involuntary Servitude	0	0	0
Arrests per 100,000 population	1,842.2		Crimes Against Property			
			Arson	0	0	0
			Bribery	0	0	0
			Burglary/Breaking & Entering	0	0	0
			Counterfeiting/Forgery	4	0	0
			Destruction/Damage/Vandalism of Property	23	4	4
			Embezzlement	0	0	0
			Extortion/Blackmail	0	0	0
			False Pretenses/Swindle/Confidence Game	8	0	0
			Credit Card/Automated Teller Machine Fraud	2	0	0
			Impersonation	0	0	0
			Welfare Fraud	0	0	0
			Wire Fraud	0	0	0
			Identity Theft	0	0	0
			Hacking/Computer Invasion	0	0	0
			Robbery	0	0	0
			Pocket-picking	0	0	0
			Purse-snatching	0	0	0
			Shoplifting	56	45	43
			Theft From Building	0	0	0
			Theft From Coin Operated Machine or Device	0	0	0
			Theft From Motor Vehicle	2	1	1
			Theft of Motor Vehicle Parts/Accessories	0	0	0
			All Other Larceny	61	29	28
			Motor Vehicle Theft	6	0	0
			Stolen Property Offenses	3	2	2
			Crimes Against Society			
			Drug/Narcotic Violations	3	3	3
			Drug Equipment Violations	0	0	0
			Betting/Wagering	0	0	0
			Operating/Promoting/Assisting Gambling	0	0	0
			Gambling Equipment Violations	0	0	0
			Sports Tampering	0	0	0
			Pornography/Obscene Material	1	0	0
			Prostitution	0	0	0
			Assisting or Promoting Prostitution	0	0	0
			Purchasing Prostitution	0	0	0
			Weapon Law Violations	0	0	0
			Animal Cruelty	0	0	0
			Total Group A Offenses	205	105	98
Group B Arrests						
Offense	Adult	Juvenile				
Bad Checks	0	0				
Curfew/Loitering/Vagrancy Violations	0	0				
Disorderly Conduct	3	0				
Driving Under the Influence	22	0				
Drunkenness	0	0				
Family Offenses (Nonviolent)	1	0				
Liquor Law Violations	1	0				
Peeping Tom	0	0				
Trespass of Real Property	3	0				
All Other Offenses	48	1				
Total Group B	78	1				

(*) Offenses are counted using the FBI Units of Count for Crime

(**) The 'Arrests' column shows arrests made for incidents during the selected period, regardless of arrest date. Arrest counts for the same period may change over time.

This report is valid as of August 22, 2024 and is subject to change

Knox SO - ME0070000 - NIBRS Agency Crime Overview - 2023

2023 Population Estimate		22,509	Offenses (*)		Arrests (**)	
			Reported	Cleared	Adult	Juvenile
Offense Overview			Crimes Against Persons			
Offense Total	405		Murder and Nonnegligent Manslaughter	0	0	0
Number Cleared	138		Negligent Manslaughter	0	0	0
Percent Cleared	34.07 %		Kidnapping/Abduction	1	1	0
Group A Crimes per 100,000 population	1,799.3		Rape	0	0	0
			Sodomy	0	0	0
			Sexual Assault With An Object	0	0	0
			Fondling	0	0	0
			Incest	0	0	0
Arrest Overview			Statutory Rape	0	0	0
Total Arrests	292		Aggravated Assault	9	6	10
Adult Arrests	278		Simple Assault	71	50	36
Juvenile Arrests	14		Intimidation	90	16	10
Unknown Age	0		Human Trafficking, Commercial Sex Acts	0	0	0
Arrests per 100,000 population	1,297.3		Human Trafficking, Involuntary Servitude	0	0	0
			Crimes Against Property			
Average number offenses/incident	1.06		Arson	1	0	0
			Bribery	0	0	0
			Burglary/Breaking & Entering	20	8	4
Group B Arrests			Counterfeiting/Forgery	0	0	0
Offense	Adult	Juvenile	Destruction/Damage/Vandalism of Property	63	19	10
Bad Checks	0	0	Embezzlement	0	0	0
Curfew/Loitering/Vagrancy Violations	0	0	Extortion/Blackmail	1	0	0
Disorderly Conduct	8	0	False Pretenses/Swindle/Confidence Game	27	0	0
Driving Under the Influence	24	1	Credit Card/Automated Teller Machine Fraud	0	0	0
Drunkenness	0	0	Impersonation	0	0	0
Family Offenses (Nonviolent)	1	0	Welfare Fraud	0	0	0
Liquor Law Violations	0	1	Wire Fraud	0	0	0
Peeping Tom	0	0	Identity Theft	0	0	0
Trespass of Real Property	7	0	Hacking/Computer Invasion	0	0	0
All Other Offenses	136	2	Robbery	2	0	0
Total Group B	176	4	Pocket-picking	0	0	0
			Purse-snatching	0	0	0
			Shoplifting	1	0	0
			Theft From Building	0	0	0
			Theft From Coin Operated Machine or Device	0	0	0
			Theft From Motor Vehicle	2	0	0
			Theft of Motor Vehicle Parts/Accessories	0	0	0
			All Other Larceny	88	18	15
			Motor Vehicle Theft	12	5	3
			Stolen Property Offenses	1	1	1
			Crimes Against Society			
			Drug/Narcotic Violations	12	11	10
			Drug Equipment Violations	1	1	0
			Betting/Wagering	0	0	0
			Operating/Promoting/Assisting Gambling	0	0	0
			Gambling Equipment Violations	0	0	0
			Sports Tampering	0	0	0
			Pornography/Obscene Material	0	0	0
			Prostitution	0	0	0
			Assisting or Promoting Prostitution	0	0	0
			Purchasing Prostitution	0	0	0
			Weapon Law Violations	3	2	2
			Animal Cruelty	0	0	0
			Total Group A Offenses		405	138
					102	10

(*) Offenses are counted using the FBI Units of Count for Crime

(**) The 'Arrests' column shows arrests made for incidents during the selected period, regardless of arrest date. Arrest counts for the same period may change over time.

This report is valid as of August 22, 2024 and is subject to change

Lewiston PD - ME0010200 - NIBRS Agency Crime Overview - 2023

2023 Population Estimate		39,209	Offenses (*)		Arrests (**)	
			Reported	Cleared	Adult	Juvenile
Offense Overview			Crimes Against Persons			
Offense Total	1,965		Murder and Nonnegligent Manslaughter		1	0
Number Cleared	1,021		Negligent Manslaughter		0	0
Percent Cleared	51.96 %		Kidnapping/Abduction		0	0
Group A Crimes per 100,000 population	5,011.6		Rape		0	0
			Sodomy		0	0
			Sexual Assault With An Object		1	0
			Fondling		1	2
			Incest		3	0
Arrest Overview			Statutory Rape		0	0
Total Arrests	2,299		Aggravated Assault		39	2
Adult Arrests	2,236		Simple Assault		153	16
Juvenile Arrests	63		Intimidation		43	6
Unknown Age	0		Human Trafficking, Commercial Sex Acts		0	0
Arrests per 100,000 population	5,863.4		Human Trafficking, Involuntary Servitude		0	0
		Crimes Against Property				
Average number offenses/incident	1.13		Arson		1	0
			Bribery		0	0
			Burglary/Breaking & Entering		20	3
			Counterfeiting/Forgery		9	0
Group B Arrests			Destruction/Damage/Vandalism of Property		49	7
Offense	Adult	Juvenile	Embezzlement		4	0
Bad Checks	2	0	Extortion/Blackmail		0	0
Curfew/Loitering/Vagrancy Violations	1	0	False Pretenses/Swindle/Confidence Game		7	0
Disorderly Conduct	61	2	Credit Card/Automated Teller Machine Fraud		3	0
Driving Under the Influence	92	0	Impersonation		0	0
Drunkenness	0	0	Welfare Fraud		1	0
Family Offenses (Nonviolent)	7	0	Wire Fraud		0	0
Liquor Law Violations	117	2	Identity Theft		0	0
Peeping Tom	0	0	Hacking/Computer Invasion		0	0
Trespass of Real Property	188	0	Robbery		7	0
All Other Offenses	1,003	6	Pocket-picking		0	0
Total Group B	1,471	10	Purse-snatching		0	0
			Shoplifting		68	4
			Theft From Building		15	2
			Theft From Coin Operated Machine or Device		2	0
			Theft From Motor Vehicle		10	0
			Theft of Motor Vehicle Parts/Accessories		1	0
			All Other Larceny		14	1
			Motor Vehicle Theft		6	5
			Stolen Property Offenses		11	1
			Crimes Against Society			
			Drug/Narcotic Violations		272	1
			Drug Equipment Violations		2	0
			Betting/Wagering		0	0
Operating/Promoting/Assisting Gambling		0	0			
Gambling Equipment Violations		0	0			
Sports Tampering		0	0			
Pornography/Obscene Material		0	0			
Prostitution		1	0			
Assisting or Promoting Prostitution		0	0			
Purchasing Prostitution		0	0			
Weapon Law Violations		17	3			
Animal Cruelty		5	0			
Total Group A Offenses			1,965	1,021	765	53

(*) Offenses are counted using the FBI Units of Count for Crime

(**) The 'Arrests' column shows arrests made for incidents during the selected period, regardless of arrest date. Arrest counts for the same period may change over time.

This report is valid as of August 22, 2024 and is subject to change

Lincoln PD - ME0100400 - NIBRS Agency Crime Overview - 2023

2023 Population Estimate		4,873	Offenses (*)		Arrests (**)	
			Reported	Cleared	Adult	Juvenile
Offense Overview			Crimes Against Persons			
Offense Total	49		Murder and Nonnegligent Manslaughter	0	0	0
Number Cleared	43		Negligent Manslaughter	0	0	0
Percent Cleared	87.76 %		Kidnapping/Abduction	0	0	0
Group A Crimes per 100,000 population	1,005.5		Rape	0	0	0
			Sodomy	0	0	0
			Sexual Assault With An Object	0	0	0
			Fondling	0	0	0
			Incest	0	0	0
Arrest Overview			Statutory Rape	0	0	0
Total Arrests	75		Aggravated Assault	2	1	1
Adult Arrests	70		Simple Assault	12	11	1
Juvenile Arrests	5		Intimidation	3	3	0
Unknown Age	0		Human Trafficking, Commercial Sex Acts	0	0	0
Arrests per 100,000 population	1,539.1		Human Trafficking, Involuntary Servitude	0	0	0
		Crimes Against Property				
Average number offenses/incident	1.07		Arson	0	0	0
			Bribery	0	0	0
			Burglary/Breaking & Entering	1	1	1
Group B Arrests			Counterfeiting/Forgery	2	2	1
Offense	Adult	Juvenile	Destruction/Damage/Vandalism of Property	3	3	2
Bad Checks	0	0	Embezzlement	0	0	0
Curfew/Loitering/Vagrancy Violations	0	0	Extortion/Blackmail	0	0	0
Disorderly Conduct	1	0	False Pretenses/Swindle/Confidence Game	0	0	0
Driving Under the Influence	10	1	Credit Card/Automated Teller Machine Fraud	0	0	0
Drunkenness	0	0	Impersonation	0	0	0
Family Offenses (Nonviolent)	3	0	Welfare Fraud	0	0	0
Liquor Law Violations	0	1	Wire Fraud	0	0	0
Peeping Tom	0	0	Identity Theft	0	0	0
Trespass of Real Property	3	0	Hacking/Computer Invasion	0	0	0
All Other Offenses	17	1	Robbery	0	0	0
Total Group B	34	3	Pocket-picking	0	0	0
			Purse-snatching	0	0	0
			Shoplifting	17	13	0
			Theft From Building	0	0	0
			Theft From Coin Operated Machine or Device	0	0	0
			Theft From Motor Vehicle	0	0	0
			Theft of Motor Vehicle Parts/Accessories	0	0	0
			All Other Larceny	6	6	19
			Motor Vehicle Theft	0	0	1
			Stolen Property Offenses	0	0	0
			Crimes Against Society			
			Drug/Narcotic Violations	3	3	2
			Drug Equipment Violations	0	0	0
			Betting/Wagering	0	0	0
			Operating/Promoting/Assisting Gambling	0	0	0
			Gambling Equipment Violations	0	0	0
			Sports Tampering	0	0	0
			Pornography/Obscene Material	0	0	0
			Prostitution	0	0	0
			Assisting or Promoting Prostitution	0	0	0
			Purchasing Prostitution	0	0	0
			Weapon Law Violations	0	0	0
			Animal Cruelty	0	0	0
			Total Group A Offenses	49	43	36
						2

(*) Offenses are counted using the FBI Units of Count for Crime

(**) The 'Arrests' column shows arrests made for incidents during the selected period, regardless of arrest date. Arrest counts for the same period may change over time.

This report is valid as of August 22, 2024 and is subject to change

Lincoln SO - ME0080000 - NIBRS Agency Crime Overview - 2023

2023 Population Estimate		23,046	Offenses (*)		Arrests (**)	
			Reported	Cleared	Adult	Juvenile
Offense Overview			Crimes Against Persons			
Offense Total	449		Murder and Nonnegligent Manslaughter	0	0	0
Number Cleared	224		Negligent Manslaughter	1	1	0
Percent Cleared	49.89 %		Kidnapping/Abduction	2	2	1
Group A Crimes per 100,000 population	1,948.3		Rape	3	0	0
			Sodomy	2	1	0
			Sexual Assault With An Object	0	0	0
			Fondling	8	2	1
			Incest	0	0	0
Arrest Overview			Statutory Rape	3	0	0
Total Arrests	353		Aggravated Assault	6	6	4
Adult Arrests	339		Simple Assault	109	83	63
Juvenile Arrests	14		Intimidation	35	26	16
Unknown Age	0		Human Trafficking, Commercial Sex Acts	0	0	0
Arrests per 100,000 population	1,531.7		Human Trafficking, Involuntary Servitude	0	0	0
		Crimes Against Property				
Average number offenses/incident	1.14		Arson	0	0	0
			Bribery	0	0	0
			Burglary/Breaking & Entering	17	4	3
Group B Arrests			Counterfeiting/Forgery	5	2	1
Offense	Adult	Juvenile	Destruction/Damage/Vandalism of Property	77	33	12
Bad Checks	0	0	Embezzlement	2	1	0
Curfew/Loitering/Vagrancy Violations	0	0	Extortion/Blackmail	5	0	0
Disorderly Conduct	3	0	False Pretenses/Swindle/Confidence Game	32	5	6
Driving Under the Influence	81	0	Credit Card/Automated Teller Machine Fraud	5	2	0
Drunkenness	0	0	Impersonation	1	0	0
Family Offenses (Nonviolent)	2	0	Welfare Fraud	0	0	0
Liquor Law Violations	5	3	Wire Fraud	2	1	2
Peeping Tom	0	0	Identity Theft	3	0	0
Trespass of Real Property	4	0	Hacking/Computer Invasion	1	0	0
All Other Offenses	93	0	Robbery	1	1	0
Total Group B	188	3	Pocket-picking	0	0	0
			Purse-snatching	0	0	0
			Shoplifting	0	0	0
			Theft From Building	10	4	3
			Theft From Coin Operated Machine or Device	0	0	0
			Theft From Motor Vehicle	10	1	1
			Theft of Motor Vehicle Parts/Accessories	5	0	0
			All Other Larceny	56	18	15
			Motor Vehicle Theft	10	5	4
			Stolen Property Offenses	0	0	0
			Crimes Against Society			
			Drug/Narcotic Violations	19	13	9
			Drug Equipment Violations	1	1	0
			Betting/Wagering	0	0	0
			Operating/Promoting/Assisting Gambling	0	0	0
			Gambling Equipment Violations	0	0	0
			Sports Tampering	0	0	0
			Pornography/Obscene Material	10	6	5
			Prostitution	1	0	0
			Assisting or Promoting Prostitution	0	0	0
			Purchasing Prostitution	0	0	0
			Weapon Law Violations	6	5	3
			Animal Cruelty	1	1	1
			Total Group A Offenses		449	224
					151	11

(*) Offenses are counted using the FBI Units of Count for Crime

(**) The 'Arrests' column shows arrests made for incidents during the selected period, regardless of arrest date. Arrest counts for the same period may change over time.

This report is valid as of August 22, 2024 and is subject to change

Lisbon PD - ME0010500 - NIBRS Agency Crime Overview - 2023

2023 Population Estimate		9,753		Offenses (*)		Arrests (**)	
Offense Overview		Group A Offenses		Reported	Cleared	Adult	Juvenile
		Crimes Against Persons					
Offense Total	183	Murder and Nonnegligent Manslaughter		1	1	0	0
Number Cleared	68	Negligent Manslaughter		0	0	0	0
Percent Cleared	37.16 %	Kidnapping/Abduction		0	0	0	0
Group A Crimes per 100,000 population	1,876.3	Rape		1	0	0	0
		Sodomy		0	0	0	0
		Sexual Assault With An Object		0	0	0	0
		Fondling		0	0	0	0
		Incest		0	0	0	0
		Statutory Rape		0	0	0	0
Total Arrests	141	Aggravated Assault		1	1	1	0
Adult Arrests	123	Simple Assault		39	18	9	3
Juvenile Arrests	18	Intimidation		10	5	4	0
Unknown Age	0	Human Trafficking, Commercial Sex Acts		0	0	0	0
Arrests per 100,000 population	1,445.7	Human Trafficking, Involuntary Servitude		0	0	0	0
		Crimes Against Property					
		Arson		2	0	0	0
		Bribery		0	0	0	0
		Burglary/Breaking & Entering		3	0	0	0
		Counterfeiting/Forgery		3	1	0	0
		Destruction/Damage/Vandalism of Property		28	13	6	6
		Embezzlement		0	0	0	0
		Extortion/Blackmail		0	0	0	0
		False Pretenses/Swindle/Confidence Game		14	2	2	0
		Credit Card/Automated Teller Machine Fraud		1	1	0	0
		Impersonation		0	0	0	0
		Welfare Fraud		0	0	0	0
		Wire Fraud		0	0	0	0
		Identity Theft		0	0	0	0
		Hacking/Computer Invasion		0	0	0	0
		Robbery		0	0	0	0
		Pocket-picking		0	0	0	0
		Purse-snatching		0	0	0	0
		Shoplifting		0	0	0	0
		Theft From Building		0	0	0	0
		Theft From Coin Operated Machine or Device		0	0	0	0
		Theft From Motor Vehicle		15	2	2	0
		Theft of Motor Vehicle Parts/Accessories		0	0	0	0
		All Other Larceny		46	10	9	0
		Motor Vehicle Theft		11	6	0	2
		Stolen Property Offenses		0	0	0	0
		Crimes Against Society					
		Drug/Narcotic Violations		7	7	5	0
		Drug Equipment Violations		0	0	0	0
		Betting/Wagering		0	0	0	0
		Operating/Promoting/Assisting Gambling		0	0	0	0
		Gambling Equipment Violations		0	0	0	0
		Sports Tampering		0	0	0	0
		Pornography/Obscene Material		0	0	0	0
		Prostitution		0	0	0	0
		Assisting or Promoting Prostitution		0	0	0	0
		Purchasing Prostitution		0	0	0	0
		Weapon Law Violations		1	1	1	0
		Animal Cruelty		0	0	0	0
		Total Group A Offenses		183	68	39	11

(*) Offenses are counted using the FBI Units of Count for Crime

(**) The 'Arrests' column shows arrests made for incidents during the selected period, regardless of arrest date. Arrest counts for the same period may change over time.

This report is valid as of August 22, 2024 and is subject to change

Livermore Falls PD - ME0010300 - NIBRS Agency Crime Overview - 2023

2023 Population Estimate		3,072	Offenses (*)		Arrests (**)	
Offense Overview			Reported	Cleared	Adult	Juvenile
Group A Offenses						
Crimes Against Persons						
Offense Total	188	Murder and Nonnegligent Manslaughter	0	0	0	0
Number Cleared	87	Negligent Manslaughter	0	0	0	0
Percent Cleared	46.28 %	Kidnapping/Abduction	0	0	0	0
Group A Crimes per 100,000 population	6,119.8	Rape	1	0	0	0
		Sodomy	0	0	0	0
		Sexual Assault With An Object	0	0	0	0
		Fondling	1	0	0	0
		Incest	0	0	0	0
		Statutory Rape	0	0	0	0
Total Arrests	145	Aggravated Assault	10	7	6	1
Adult Arrests	119	Simple Assault	30	21	18	3
Juvenile Arrests	26	Intimidation	25	14	7	4
Unknown Age	0	Human Trafficking, Commercial Sex Acts	0	0	0	0
Arrests per 100,000 population	4,720.1	Human Trafficking, Involuntary Servitude	0	0	0	0
		Crimes Against Property				
		Arson	0	0	0	0
		Bribery	0	0	0	0
		Burglary/Breaking & Entering	4	2	1	1
		Counterfeiting/Forgery	2	1	1	0
		Destruction/Damage/Vandalism of Property	38	18	9	11
		Embezzlement	0	0	0	0
		Extortion/Blackmail	0	0	0	0
		False Pretenses/Swindle/Confidence Game	4	2	2	0
		Credit Card/Automated Teller Machine Fraud	1	0	0	0
		Impersonation	0	0	0	0
		Welfare Fraud	0	0	0	0
		Wire Fraud	0	0	0	0
		Identity Theft	0	0	0	0
		Hacking/Computer Invasion	0	0	0	0
		Robbery	0	0	0	0
		Pocket-picking	0	0	0	0
		Purse-snatching	0	0	0	0
		Shoplifting	0	0	0	0
		Theft From Building	0	0	0	0
		Theft From Coin Operated Machine or Device	0	0	0	0
		Theft From Motor Vehicle	5	0	0	0
		Theft of Motor Vehicle Parts/Accessories	0	0	0	0
		All Other Larceny	57	16	16	2
		Motor Vehicle Theft	3	0	0	0
		Stolen Property Offenses	1	1	0	1
Crimes Against Society						
		Drug/Narcotic Violations	4	4	2	0
		Drug Equipment Violations	0	0	0	0
		Betting/Wagering	0	0	0	0
		Operating/Promoting/Assisting Gambling	0	0	0	0
		Gambling Equipment Violations	0	0	0	0
		Sports Tampering	0	0	0	0
		Pornography/Obscene Material	0	0	0	0
		Prostitution	0	0	0	0
		Assisting or Promoting Prostitution	0	0	0	0
		Purchasing Prostitution	0	0	0	0
		Weapon Law Violations	2	1	0	0
		Animal Cruelty	0	0	0	0
Total Group A Offenses			188	87	62	23
Group B Arrests						
Offense	Adult	Juvenile				
Bad Checks	0	0				
Curfew/Loitering/Vagrancy Violations	0	0				
Disorderly Conduct	4	0				
Driving Under the Influence	9	0				
Drunkenness	0	0				
Family Offenses (Nonviolent)	1	0				
Liquor Law Violations	0	0				
Peeping Tom	0	0				
Trespass of Real Property	6	0				
All Other Offenses	37	3				
Total Group B	57	3				

(*) Offenses are counted using the FBI Units of Count for Crime

(**) The 'Arrests' column shows arrests made for incidents during the selected period, regardless of arrest date. Arrest counts for the same period may change over time.

This report is valid as of August 22, 2024 and is subject to change

Machias PD - ME0150300 - NIBRS Agency Crime Overview - 2023

2023 Population Estimate		2,062		Offenses (*)		Arrests (**)	
Offense Overview		Group A Offenses		Reported	Cleared	Adult	Juvenile
		Crimes Against Persons					
Offense Total	71	Murder and Nonnegligent Manslaughter		0	0	0	0
Number Cleared	28	Negligent Manslaughter		0	0	0	0
Percent Cleared	39.44 %	Kidnapping/Abduction		0	0	0	0
Group A Crimes per 100,000 population	3,443.3	Rape		0	0	0	0
		Sodomy		0	0	0	0
		Sexual Assault With An Object		0	0	0	0
		Fondling		2	1	1	0
		Incest		0	0	0	0
		Statutory Rape		0	0	0	0
Total Arrests	47	Aggravated Assault		1	1	1	0
Adult Arrests	47	Simple Assault		12	5	3	0
Juvenile Arrests	0	Intimidation		14	4	1	0
Unknown Age	0	Human Trafficking, Commercial Sex Acts		0	0	0	0
Arrests per 100,000 population	2,279.3	Human Trafficking, Involuntary Servitude		0	0	0	0
		Crimes Against Property					
		Arson		0	0	0	0
		Bribery		0	0	0	0
Average number offenses/incident	1.13	Burglary/Breaking & Entering		4	1	0	0
		Counterfeiting/Forgery		0	0	0	0
		Destruction/Damage/Vandalism of Property		7	0	0	0
		Embezzlement		1	1	0	0
		Extortion/Blackmail		0	0	0	0
		False Pretenses/Swindle/Confidence Game		3	0	0	0
		Credit Card/Automated Teller Machine Fraud		0	0	0	0
		Impersonation		1	0	0	0
		Welfare Fraud		0	0	0	0
		Wire Fraud		0	0	0	0
		Identity Theft		0	0	0	0
		Hacking/Computer Invasion		0	0	0	0
		Robbery		0	0	0	0
		Pocket-picking		0	0	0	0
		Purse-snatching		0	0	0	0
		Shoplifting		3	2	0	0
		Theft From Building		1	1	0	0
		Theft From Coin Operated Machine or Device		0	0	0	0
		Theft From Motor Vehicle		0	0	0	0
		Theft of Motor Vehicle Parts/Accessories		0	0	0	0
		All Other Larceny		16	8	11	0
		Motor Vehicle Theft		1	1	0	0
		Stolen Property Offenses		0	0	0	0
		Crimes Against Society					
		Drug/Narcotic Violations		5	3	6	0
		Drug Equipment Violations		0	0	0	0
		Betting/Wagering		0	0	0	0
		Operating/Promoting/Assisting Gambling		0	0	0	0
		Gambling Equipment Violations		0	0	0	0
		Sports Tampering		0	0	0	0
		Pornography/Obscene Material		0	0	0	0
		Prostitution		0	0	0	0
		Assisting or Promoting Prostitution		0	0	0	0
		Purchasing Prostitution		0	0	0	0
		Weapon Law Violations		0	0	0	0
		Animal Cruelty		0	0	0	0
		Total Group A Offenses		71	28	23	0

(*) Offenses are counted using the FBI Units of Count for Crime

(**) The 'Arrests' column shows arrests made for incidents during the selected period, regardless of arrest date. Arrest counts for the same period may change over time.

This report is valid as of August 22, 2024 and is subject to change

Madawaska PD - ME0020500 - NIBRS Agency Crime Overview - 2023

2023 Population Estimate		3,861	Offenses (*)		Arrests (**)	
			Reported	Cleared	Adult	Juvenile
Offense Overview			Crimes Against Persons			
Offense Total	116		Murder and Nonnegligent Manslaughter		1	1
Number Cleared	93		Negligent Manslaughter		0	0
Percent Cleared	80.17 %		Kidnapping/Abduction		0	0
Group A Crimes per 100,000 population	3,004.4		Rape		0	0
			Sodomy		0	0
			Sexual Assault With An Object		0	0
			Fondling		4	4
			Incest		0	0
Arrest Overview						
Total Arrests	163		Statutory Rape		0	0
Adult Arrests	153		Aggravated Assault		0	0
Juvenile Arrests	10		Simple Assault		31	27
Unknown Age	0		Intimidation		19	16
Arrests per 100,000 population	4,221.7		Human Trafficking, Commercial Sex Acts		11	2
			Human Trafficking, Involuntary Servitude		0	0
			Crimes Against Property		0	0
Average number offenses/incident	1.16		Arson		0	0
			Bribery		0	0
			Burglary/Breaking & Entering		0	0
Group B Arrests						
Offense	Adult	Juvenile	Counterfeiting/Forgery		4	3
Bad Checks	0	0	Destruction/Damage/Vandalism of Property		2	0
Curfew/Loitering/Vagrancy Violations	0	0	Embezzlement		9	7
Disorderly Conduct	10	0	Extortion/Blackmail		0	0
Driving Under the Influence	18	0	False Pretenses/Swindle/Confidence Game		0	0
Drunkenness	0	0	Credit Card/Automated Teller Machine Fraud		1	1
Family Offenses (Nonviolent)	0	0	Impersonation		0	0
Liquor Law Violations	1	0	Welfare Fraud		0	0
Peeping Tom	0	0	Wire Fraud		0	0
Trespass of Real Property	6	0	Identity Theft		0	0
All Other Offenses	41	0	Hacking/Computer Invasion		0	0
Total Group B	76	0	Robbery		0	0
			Pocket-picking		0	0
			Purse-snatching		0	0
			Shoplifting		0	0
			Theft From Building		9	9
			Theft From Coin Operated Machine or Device		3	0
			Theft From Motor Vehicle		0	0
			Theft of Motor Vehicle Parts/Accessories		0	0
			All Other Larceny		0	0
			Motor Vehicle Theft		11	4
			Stolen Property Offenses		0	0
			Crimes Against Society		0	0
			Drug/Narcotic Violations		15	15
			Drug Equipment Violations		2	2
			Betting/Wagering		0	0
			Operating/Promoting/Assisting Gambling		0	0
			Gambling Equipment Violations		0	0
			Sports Tampering		0	0
			Pornography/Obscene Material		0	0
			Prostitution		2	2
			Assisting or Promoting Prostitution		1	1
			Purchasing Prostitution		0	0
			Weapon Law Violations		0	0
			Animal Cruelty		1	1
			Total Group A Offenses		116	93
					77	10

(*) Offenses are counted using the FBI Units of Count for Crime

(**) The 'Arrests' column shows arrests made for incidents during the selected period, regardless of arrest date. Arrest counts for the same period may change over time.

This report is valid as of August 22, 2024 and is subject to change

Mechanic Falls PD - ME0010600 - NIBRS Agency Crime Overview - 2023

2023 Population Estimate		3,121		Offenses (*)		Arrests (**)	
Offense Overview				Reported	Cleared	Adult	Juvenile
		Group A Offenses					
		Crimes Against Persons					
Offense Total	85	Murder and Nonnegligent Manslaughter		0	0	0	0
Number Cleared	33	Negligent Manslaughter		0	0	0	0
Percent Cleared	38.82 %	Kidnapping/Abduction		0	0	0	0
Group A Crimes per 100,000 population	2,723.5	Rape		0	0	0	0
		Sodomy		0	0	0	0
		Sexual Assault With An Object		0	0	0	0
		Fondling		2	0	0	0
		Incest		0	0	0	0
		Statutory Rape		0	0	0	0
Total Arrests	62	Aggravated Assault		3	1	1	0
Adult Arrests	58	Simple Assault		9	8	6	1
Juvenile Arrests	4	Intimidation		11	7	6	0
Unknown Age	0	Human Trafficking, Commercial Sex Acts		0	0	0	0
Arrests per 100,000 population	1,986.5	Human Trafficking, Involuntary Servitude		0	0	0	0
		Crimes Against Property					
		Arson		0	0	0	0
		Bribery		0	0	0	0
		Burglary/Breaking & Entering		7	2	0	1
		Counterfeiting/Forgery		0	0	0	0
		Destruction/Damage/Vandalism of Property		13	5	1	2
		Embezzlement		0	0	0	0
		Extortion/Blackmail		1	0	0	0
		False Pretenses/Swindle/Confidence Game		1	0	0	0
		Credit Card/Automated Teller Machine Fraud		2	0	0	0
		Impersonation		0	0	0	0
		Welfare Fraud		0	0	0	0
		Wire Fraud		1	0	0	0
		Identity Theft		0	0	0	0
		Hacking/Computer Invasion		0	0	0	0
		Robbery		0	0	0	0
		Pocket-picking		0	0	0	0
		Purse-snatching		0	0	0	0
		Shoplifting		0	0	0	0
		Theft From Building		0	0	0	0
		Theft From Coin Operated Machine or Device		0	0	0	0
		Theft From Motor Vehicle		0	0	0	0
		Theft of Motor Vehicle Parts/Accessories		0	0	0	0
		All Other Larceny		23	3	3	0
		Motor Vehicle Theft		5	3	2	0
		Stolen Property Offenses		0	0	0	0
		Crimes Against Society					
		Drug/Narcotic Violations		5	4	1	0
		Drug Equipment Violations		0	0	0	0
		Betting/Wagering		0	0	0	0
		Operating/Promoting/Assisting Gambling		0	0	0	0
		Gambling Equipment Violations		0	0	0	0
		Sports Tampering		0	0	0	0
		Pornography/Obscene Material		1	0	0	0
		Prostitution		0	0	0	0
		Assisting or Promoting Prostitution		0	0	0	0
		Purchasing Prostitution		0	0	0	0
		Weapon Law Violations		1	0	0	0
		Animal Cruelty		0	0	0	0
		Total Group A Offenses		85	33	20	4

(*) Offenses are counted using the FBI Units of Count for Crime

(**) The 'Arrests' column shows arrests made for incidents during the selected period, regardless of arrest date. Arrest counts for the same period may change over time.

This report is valid as of August 22, 2024 and is subject to change

Mexico PD - ME0090300 - NIBRS Agency Crime Overview - 2023

2023 Population Estimate		2,822	Offenses (*)		Arrests (**)	
			Reported	Cleared	Adult	Juvenile
Offense Overview			Crimes Against Persons			
Offense Total	202		Murder and Nonnegligent Manslaughter	0	0	0
Number Cleared	30		Negligent Manslaughter	0	0	0
Percent Cleared	14.85 %		Kidnapping/Abduction	0	0	0
Group A Crimes per 100,000 population	7,158.0		Rape	3	0	0
			Sodomy	0	0	0
			Sexual Assault With An Object	0	0	0
			Fondling	1	0	0
			Incest	0	0	0
Arrest Overview			Statutory Rape	0	0	0
Total Arrests	87		Aggravated Assault	4	3	3
Adult Arrests	87		Simple Assault	11	3	13
Juvenile Arrests	0		Intimidation	56	12	1
Unknown Age	0		Human Trafficking, Commercial Sex Acts	0	0	0
Arrests per 100,000 population	3,082.9		Human Trafficking, Involuntary Servitude	0	0	0
		Crimes Against Property				
Average number offenses/incident	1.05		Arson	1	1	1
			Bribery	0	0	0
			Burglary/Breaking & Entering	14	1	1
Group B Arrests			Counterfeiting/Forgery	2	0	0
Offense	Adult	Juvenile	Destruction/Damage/Vandalism of Property	11	1	0
Bad Checks	0	0	Embezzlement	0	0	0
Curfew/Loitering/Vagrancy Violations	0	0	Extortion/Blackmail	0	0	0
Disorderly Conduct	0	0	False Pretenses/Swindle/Confidence Game	13	0	0
Driving Under the Influence	2	0	Credit Card/Automated Teller Machine Fraud	0	0	0
Drunkenness	0	0	Impersonation	0	0	0
Family Offenses (Nonviolent)	0	0	Welfare Fraud	0	0	0
Liquor Law Violations	0	0	Wire Fraud	0	0	0
Peeping Tom	0	0	Identity Theft	0	0	0
Trespass of Real Property	1	0	Hacking/Computer Invasion	0	0	0
All Other Offenses	57	0	Robbery	0	0	0
Total Group B	60	0	Pocket-picking	0	0	0
			Purse-snatching	0	0	0
			Shoplifting	33	5	0
			Theft From Building	0	0	0
			Theft From Coin Operated Machine or Device	0	0	0
			Theft From Motor Vehicle	13	0	0
			Theft of Motor Vehicle Parts/Accessories	0	0	0
			All Other Larceny	32	2	7
			Motor Vehicle Theft	2	1	1
			Stolen Property Offenses	1	0	0
			Crimes Against Society			
			Drug/Narcotic Violations	2	0	0
			Drug Equipment Violations	0	0	0
			Betting/Wagering	0	0	0
			Operating/Promoting/Assisting Gambling	0	0	0
			Gambling Equipment Violations	0	0	0
			Sports Tampering	0	0	0
			Pornography/Obscene Material	0	0	0
			Prostitution	0	0	0
			Assisting or Promoting Prostitution	0	0	0
			Purchasing Prostitution	0	0	0
			Weapon Law Violations	3	1	0
			Animal Cruelty	0	0	0
			Total Group A Offenses	202	30	27

(*) Offenses are counted using the FBI Units of Count for Crime

(**) The 'Arrests' column shows arrests made for incidents during the selected period, regardless of arrest date. Arrest counts for the same period may change over time.

This report is valid as of August 22, 2024 and is subject to change

Milbridge PD - ME0151700 - NIBRS Agency Crime Overview - 2023

2023 Population Estimate		1,407	Offenses (*)		Arrests (**)	
			Reported	Cleared	Adult	Juvenile
Offense Overview			Crimes Against Persons			
Offense Total	0		Murder and Nonnegligent Manslaughter	0	0	0
Number Cleared	0		Negligent Manslaughter	0	0	0
Percent Cleared	0.00 %		Kidnapping/Abduction	0	0	0
Group A Crimes per 100,000 population	0.0		Rape	0	0	0
			Sodomy	0	0	0
			Sexual Assault With An Object	0	0	0
			Fondling	0	0	0
			Incest	0	0	0
Arrest Overview			Statutory Rape	0	0	0
Total Arrests	0		Aggravated Assault	0	0	0
Adult Arrests	0		Simple Assault	0	0	0
Juvenile Arrests	0		Intimidation	0	0	0
Unknown Age	0		Human Trafficking, Commercial Sex Acts	0	0	0
Arrests per 100,000 population	0.0		Human Trafficking, Involuntary Servitude	0	0	0
			Crimes Against Property			
Average number offenses/incident	0.00		Arson	0	0	0
			Bribery	0	0	0
			Burglary/Breaking & Entering	0	0	0
			Counterfeiting/Forgery	0	0	0
Group B Arrests				Destruction/Damage/Vandalism of Property	0	0
Offense	Adult	Juvenile	Embezzlement	0	0	0
Bad Checks	0	0	Extortion/Blackmail	0	0	0
Curfew/Loitering/Vagrancy Violations	0	0	False Pretenses/Swindle/Confidence Game	0	0	0
Disorderly Conduct	0	0	Credit Card/Automated Teller Machine Fraud	0	0	0
Driving Under the Influence	0	0	Impersonation	0	0	0
Drunkenness	0	0	Welfare Fraud	0	0	0
Family Offenses (Nonviolent)	0	0	Wire Fraud	0	0	0
Liquor Law Violations	0	0	Identity Theft	0	0	0
Peeping Tom	0	0	Hacking/Computer Invasion	0	0	0
Trespass of Real Property	0	0	Robbery	0	0	0
All Other Offenses	0	0	Pocket-picking	0	0	0
Total Group B	0	0	Purse-snatching	0	0	0
			Shoplifting	0	0	0
			Theft From Building	0	0	0
			Theft From Coin Operated Machine or Device	0	0	0
			Theft From Motor Vehicle	0	0	0
			Theft of Motor Vehicle Parts/Accessories	0	0	0
			All Other Larceny	0	0	0
			Motor Vehicle Theft	0	0	0
			Stolen Property Offenses	0	0	0
			Crimes Against Society			
			Drug/Narcotic Violations	0	0	0
			Drug Equipment Violations	0	0	0
			Betting/Wagering	0	0	0
			Operating/Promoting/Assisting Gambling	0	0	0
			Gambling Equipment Violations	0	0	0
			Sports Tampering	0	0	0
			Pornography/Obscene Material	0	0	0
			Prostitution	0	0	0
			Assisting or Promoting Prostitution	0	0	0
			Purchasing Prostitution	0	0	0
			Weapon Law Violations	0	0	0
			Animal Cruelty	0	0	0
			Total Group A Offenses		0	0

(*) Offenses are counted using the FBI Units of Count for Crime

(**) The 'Arrests' column shows arrests made for incidents during the selected period, regardless of arrest date. Arrest counts for the same period may change over time.

This report is valid as of August 22, 2024 and is subject to change

Milo PD - ME0110200 - NIBRS Agency Crime Overview - 2023

2023 Population Estimate		2,404	Offenses (*)		Arrests (**)		
			Reported	Cleared	Adult	Juvenile	
Offense Overview			Crimes Against Persons				
Offense Total	98		Murder and Nonnegligent Manslaughter		0	0	
Number Cleared	39		Negligent Manslaughter		0	0	
Percent Cleared	39.80 %		Kidnapping/Abduction		0	0	
Group A Crimes per 100,000 population	4,076.5		Rape		0	0	
			Sodomy		0	0	
			Sexual Assault With An Object		0	0	
			Fondling		5	0	
			Incest		0	0	
Arrest Overview							
Total Arrests	46		Statutory Rape		0	0	
Adult Arrests	43		Aggravated Assault		2	1	
Juvenile Arrests	3		Simple Assault		15	10	
Unknown Age	0		Intimidation		25	3	
Arrests per 100,000 population	1,913.5		Human Trafficking, Commercial Sex Acts		0	0	
			Human Trafficking, Involuntary Servitude		0	0	
			Crimes Against Property				
			Arson		0	0	
			Bribery		0	0	
Average number offenses/incident	1.08		Burglary/Breaking & Entering		4	1	
			Counterfeiting/Forgery		1	1	
Group B Arrests							
Offense	Adult	Juvenile		Destruction/Damage/Vandalism of Property		13	8
Bad Checks	0	0		Embezzlement		0	0
Curfew/Loitering/Vagrancy Violations	0	0		Extortion/Blackmail		0	0
Disorderly Conduct	2	0		False Pretenses/Swindle/Confidence Game		1	0
Driving Under the Influence	4	0		Credit Card/Automated Teller Machine Fraud		0	0
Drunkenness	0	0		Impersonation		0	0
Family Offenses (Nonviolent)	0	0		Welfare Fraud		0	0
Liquor Law Violations	0	2		Wire Fraud		0	0
Peeping Tom	0	0		Identity Theft		0	0
Trespass of Real Property	2	0		Hacking/Computer Invasion		0	0
All Other Offenses	4	0		Robbery		1	0
Total Group B	12	2		Pocket-picking		0	0
				Purse-snatching		0	0
				Shoplifting		1	1
				Theft From Building		1	1
				Theft From Coin Operated Machine or Device		0	0
				Theft From Motor Vehicle		2	0
				Theft of Motor Vehicle Parts/Accessories		1	0
				All Other Larceny		11	1
				Motor Vehicle Theft		2	2
				Stolen Property Offenses		0	0
				Crimes Against Society			
				Drug/Narcotic Violations		12	10
				Drug Equipment Violations		0	0
				Betting/Wagering		0	0
				Operating/Promoting/Assisting Gambling		0	0
				Gambling Equipment Violations		0	0
				Sports Tampering		0	0
				Pornography/Obscene Material		0	0
				Prostitution		0	0
				Assisting or Promoting Prostitution		0	0
				Purchasing Prostitution		0	0
				Weapon Law Violations		1	0
				Animal Cruelty		0	0
				Total Group A Offenses		98	39
						31	1

(*) Offenses are counted using the FBI Units of Count for Crime

(**) The 'Arrests' column shows arrests made for incidents during the selected period, regardless of arrest date. Arrest counts for the same period may change over time.

This report is valid as of August 22, 2024 and is subject to change

Monmouth PD - ME0060600 - NIBRS Agency Crime Overview - 2023

2023 Population Estimate		4,210	Offenses (*)		Arrests (**)	
			Reported	Cleared	Adult	Juvenile
Offense Overview			Crimes Against Persons			
Offense Total	24		Murder and Nonnegligent Manslaughter		0	0
Number Cleared	5		Negligent Manslaughter		0	0
Percent Cleared	20.83 %		Kidnapping/Abduction		0	0
Group A Crimes per 100,000 population	570.1		Rape		0	0
			Sodomy		0	0
			Sexual Assault With An Object		0	0
			Fondling		0	0
			Incest		0	0
Arrest Overview						
Total Arrests	36		Statutory Rape		0	0
Adult Arrests	36		Aggravated Assault		0	0
Juvenile Arrests	0		Simple Assault		4	2
Unknown Age	0		Intimidation		6	2
Arrests per 100,000 population	855.1		Human Trafficking, Commercial Sex Acts		1	0
			Human Trafficking, Involuntary Servitude		0	0
			Crimes Against Property			
Average number offenses/incident	1.09		Arson		0	0
			Bribery		0	0
			Burglary/Breaking & Entering		2	0
Group B Arrests						
Offense	Adult	Juvenile	Counterfeiting/Forgery		0	0
Bad Checks	0	0	Destruction/Damage/Vandalism of Property		2	0
Curfew/Loitering/Vagrancy Violations	0	0	Embezzlement		0	0
Disorderly Conduct	1	0	Extortion/Blackmail		0	0
Driving Under the Influence	8	0	False Pretenses/Swindle/Confidence Game		2	0
Drunkenness	0	0	Credit Card/Automated Teller Machine Fraud		0	0
Family Offenses (Nonviolent)	5	0	Impersonation		0	0
Liquor Law Violations	0	0	Welfare Fraud		0	0
Peeping Tom	0	0	Wire Fraud		0	0
Trespass of Real Property	1	0	Identity Theft		0	0
All Other Offenses	17	0	Hacking/Computer Invasion		0	0
Total Group B	32	0	Robbery		1	1
			Pocket-picking		0	0
			Purse-snatching		0	0
			Shoplifting		0	0
			Theft From Building		1	0
			Theft From Coin Operated Machine or Device		0	0
			Theft From Motor Vehicle		1	0
			Theft of Motor Vehicle Parts/Accessories		0	0
			All Other Larceny		5	0
			Motor Vehicle Theft		0	0
			Stolen Property Offenses		0	0
			Crimes Against Society			
			Drug/Narcotic Violations		0	0
			Drug Equipment Violations		0	0
			Betting/Wagering		0	0
			Operating/Promoting/Assisting Gambling		0	0
			Gambling Equipment Violations		0	0
			Sports Tampering		0	0
			Pornography/Obscene Material		0	0
			Prostitution		0	0
			Assisting or Promoting Prostitution		0	0
			Purchasing Prostitution		0	0
			Weapon Law Violations		0	0
			Animal Cruelty		0	0
			Total Group A Offenses		24	5
					4	0

(*) Offenses are counted using the FBI Units of Count for Crime

(**) The 'Arrests' column shows arrests made for incidents during the selected period, regardless of arrest date. Arrest counts for the same period may change over time.

This report is valid as of August 22, 2024 and is subject to change

Newport PD - ME0101100 - NIBRS Agency Crime Overview - 2023

2023 Population Estimate		3,160	Offenses (*)		Arrests (**)	
			Reported	Cleared	Adult	Juvenile
Offense Overview			Crimes Against Persons			
Offense Total	80		Murder and Nonnegligent Manslaughter		0	0
Number Cleared	53		Negligent Manslaughter		0	0
Percent Cleared	66.25 %		Kidnapping/Abduction		0	0
Group A Crimes per 100,000 population	2,531.6		Rape		0	0
			Sodomy		0	0
			Sexual Assault With An Object		0	0
			Fondling		1	0
			Incest		0	0
Arrest Overview			Statutory Rape		0	0
Total Arrests	54		Aggravated Assault		0	1
Adult Arrests	48		Simple Assault		15	14
Juvenile Arrests	6		Intimidation		5	5
Unknown Age	0		Human Trafficking, Commercial Sex Acts		0	0
Arrests per 100,000 population	1,708.9		Human Trafficking, Involuntary Servitude		0	0
		Crimes Against Property				
Average number offenses/incident	1.01		Arson		0	0
			Bribery		0	0
			Burglary/Breaking & Entering		0	0
Group B Arrests			Counterfeiting/Forgery		0	0
Offense	Adult	Juvenile	Destruction/Damage/Vandalism of Property		1	1
Bad Checks	0	0	Embezzlement		0	0
Curfew/Loitering/Vagrancy Violations	0	0	Extortion/Blackmail		0	0
Disorderly Conduct	0	0	False Pretenses/Swindle/Confidence Game		0	0
Driving Under the Influence	0	0	Credit Card/Automated Teller Machine Fraud		0	0
Drunkenness	0	0	Impersonation		0	0
Family Offenses (Nonviolent)	0	0	Welfare Fraud		0	0
Liquor Law Violations	0	0	Wire Fraud		0	0
Peeping Tom	0	0	Identity Theft		0	0
Trespass of Real Property	1	0	Hacking/Computer Invasion		0	0
All Other Offenses	0	0	Robbery		1	0
Total Group B	1	0	Pocket-picking		0	0
			Purse-snatching		0	0
			Shoplifting		37	27
			Theft From Building		1	0
			Theft From Coin Operated Machine or Device		0	0
			Theft From Motor Vehicle		3	0
			Theft of Motor Vehicle Parts/Accessories		0	0
			All Other Larceny		14	6
			Motor Vehicle Theft		2	0
			Stolen Property Offenses		0	0
			Crimes Against Society			
			Drug/Narcotic Violations		0	0
			Drug Equipment Violations		0	0
			Betting/Wagering		0	0
			Operating/Promoting/Assisting Gambling		0	0
			Gambling Equipment Violations		0	0
			Sports Tampering		0	0
			Pornography/Obscene Material		0	0
			Prostitution		0	0
			Assisting or Promoting Prostitution		0	0
			Purchasing Prostitution		0	0
			Weapon Law Violations		0	0
			Animal Cruelty		0	0
			Total Group A Offenses		80	53
					47	6

(*) Offenses are counted using the FBI Units of Count for Crime

(**) The 'Arrests' column shows arrests made for incidents during the selected period, regardless of arrest date. Arrest counts for the same period may change over time.

This report is valid as of August 22, 2024 and is subject to change

North Berwick PD - ME0161100 - NIBRS Agency Crime Overview - 2023

2023 Population Estimate		5,233	Offenses (*)		Arrests (**)	
			Reported	Cleared	Adult	Juvenile
Offense Overview			Crimes Against Persons			
Offense Total	123		Murder and Nonnegligent Manslaughter		0	0
Number Cleared	78		Negligent Manslaughter		0	0
Percent Cleared	63.41 %		Kidnapping/Abduction		0	0
Group A Crimes per 100,000 population	2,350.5		Rape		2	0
			Sodomy		0	0
			Sexual Assault With An Object		0	0
			Fondling		2	0
			Incest		0	0
Arrest Overview			Statutory Rape		0	0
Total Arrests	176		Aggravated Assault		1	0
Adult Arrests	144		Simple Assault		22	14
Juvenile Arrests	32		Intimidation		30	19
Unknown Age	0		Human Trafficking, Commercial Sex Acts		0	0
Arrests per 100,000 population	3,363.3		Human Trafficking, Involuntary Servitude		0	0
		Crimes Against Property				
Average number offenses/incident	1.14		Arson		0	0
			Bribery		0	0
			Burglary/Breaking & Entering		4	2
			Counterfeiting/Forgery		0	0
Group B Arrests			Destruction/Damage/Vandalism of Property		13	7
Offense	Adult	Juvenile	Embezzlement		0	0
Bad Checks	0	0	Extortion/Blackmail		0	0
Curfew/Loitering/Vagrancy Violations	0	0	False Pretenses/Swindle/Confidence Game		2	0
Disorderly Conduct	1	0	Credit Card/Automated Teller Machine Fraud		0	0
Driving Under the Influence	57	1	Impersonation		0	0
Drunkenness	0	0	Welfare Fraud		0	0
Family Offenses (Nonviolent)	0	0	Wire Fraud		0	0
Liquor Law Violations	1	1	Identity Theft		0	0
Peeping Tom	0	0	Hacking/Computer Invasion		0	0
Trespass of Real Property	2	1	Robbery		0	0
All Other Offenses	54	4	Pocket-picking		0	0
Total Group B	115	7	Purse-snatching		0	0
			Shoplifting		0	0
			Theft From Building		0	0
			Theft From Coin Operated Machine or Device		0	0
			Theft From Motor Vehicle		0	0
			Theft of Motor Vehicle Parts/Accessories		0	0
			All Other Larceny		13	5
			Motor Vehicle Theft		0	0
			Stolen Property Offenses		0	0
			Crimes Against Society			
			Drug/Narcotic Violations		32	30
			Drug Equipment Violations		0	0
			Betting/Wagering		0	0
			Operating/Promoting/Assisting Gambling		0	0
			Gambling Equipment Violations		0	0
			Sports Tampering		0	0
			Pornography/Obscene Material		1	0
			Prostitution		0	0
			Assisting or Promoting Prostitution		0	0
			Purchasing Prostitution		0	0
			Weapon Law Violations		1	1
			Animal Cruelty		0	0
			Total Group A Offenses		123	78
					29	25

(*) Offenses are counted using the FBI Units of Count for Crime

(**) The 'Arrests' column shows arrests made for incidents during the selected period, regardless of arrest date. Arrest counts for the same period may change over time.

This report is valid as of August 22, 2024 and is subject to change

Norway PD - ME0090400 - NIBRS Agency Crime Overview - 2023

2023 Population Estimate		5,310	Offenses (*)		Arrests (**)	
			Reported	Cleared	Adult	Juvenile
Offense Overview			Crimes Against Persons			
Offense Total	215		Murder and Nonnegligent Manslaughter		1	0
Number Cleared	72		Negligent Manslaughter		0	0
Percent Cleared	33.49 %		Kidnapping/Abduction		0	0
Group A Crimes per 100,000 population	4,049.0		Rape		3	0
			Sodomy		0	0
			Sexual Assault With An Object		0	0
			Fondling		0	0
			Incest		0	0
			Statutory Rape		0	0
			Aggravated Assault		0	0
Arrest Overview	194		Simple Assault		26	18
			Intimidation		41	9
			Human Trafficking, Commercial Sex Acts		0	0
			Human Trafficking, Involuntary Servitude		0	0
			Crimes Against Property			
			Arson		0	0
			Bribery		0	0
Total Arrests	183		Burglary/Breaking & Entering		7	0
			Counterfeiting/Forgery		2	0
			Destruction/Damage/Vandalism of Property		22	7
Adult Arrests	11		Embezzlement		0	0
			Extortion/Blackmail		0	0
			False Pretenses/Swindle/Confidence Game		16	1
Juvenile Arrests	0		Credit Card/Automated Teller Machine Fraud		0	0
			Impersonation		0	0
			Welfare Fraud		0	0
Unknown Age	0		Wire Fraud		0	0
Arrests per 100,000 population	3,653.5		Identity Theft		0	0
			Hacking/Computer Invasion		0	0
			Robbery		0	0
Average number offenses/incident	1.13		Pocket-picking		0	0
			Purse-snatching		0	0
			Shoplifting		13	6
Group B Arrests						
Offense	Adult	Juvenile				
Bad Checks	0	0				
Curfew/Loitering/Vagrancy Violations	0	0				
Disorderly Conduct	0	0				
Driving Under the Influence	11	1				
Drunkenness	0	0				
Family Offenses (Nonviolent)	2	0				
Liquor Law Violations	1	0				
Peeping Tom	0	0				
Trespass of Real Property	5	1				
All Other Offenses	117	3				
Total Group B	136	5				

(*) Offenses are counted using the FBI Units of Count for Crime

(**) The 'Arrests' column shows arrests made for incidents during the selected period, regardless of arrest date. Arrest counts for the same period may change over time.

This report is valid as of August 22, 2024 and is subject to change

Oakland PD - ME0060500 - NIBRS Agency Crime Overview - 2023

2023 Population Estimate		6,364		Offenses (*)		Arrests (**)	
Offense Overview		Group A Offenses		Reported	Cleared	Adult	Juvenile
		Crimes Against Persons					
Offense Total	83	Murder and Nonnegligent Manslaughter		0	0	0	0
Number Cleared	36	Negligent Manslaughter		0	0	0	0
Percent Cleared	43.37 %	Kidnapping/Abduction		0	0	0	0
Group A Crimes per 100,000 population	1,304.2	Rape		1	0	0	0
		Sodomy		0	0	0	0
		Sexual Assault With An Object		0	0	0	0
		Fondling		1	0	0	0
		Incest		0	0	0	0
		Statutory Rape		0	0	0	0
Total Arrests	51	Aggravated Assault		1	1	0	1
Adult Arrests	38	Simple Assault		24	18	13	2
Juvenile Arrests	13	Intimidation		14	8	3	3
Unknown Age	0	Human Trafficking, Commercial Sex Acts		0	0	0	0
Arrests per 100,000 population	801.4	Human Trafficking, Involuntary Servitude		0	0	0	0
		Crimes Against Property					
		Arson		0	0	0	0
		Bribery		0	0	0	0
		Burglary/Breaking & Entering		3	0	0	0
		Counterfeiting/Forgery		1	0	0	0
		Destruction/Damage/Vandalism of Property		6	2	1	1
		Embezzlement		0	0	0	0
		Extortion/Blackmail		0	0	0	0
		False Pretenses/Swindle/Confidence Game		1	0	0	0
		Credit Card/Automated Teller Machine Fraud		1	0	0	0
		Impersonation		0	0	0	0
		Welfare Fraud		0	0	0	0
		Wire Fraud		0	0	0	0
		Identity Theft		0	0	0	0
		Hacking/Computer Invasion		0	0	0	0
		Robbery		0	0	0	0
		Pocket-picking		0	0	0	0
		Purse-snatching		0	0	0	0
		Shoplifting		3	1	0	1
		Theft From Building		0	0	0	0
		Theft From Coin Operated Machine or Device		0	0	0	0
		Theft From Motor Vehicle		0	0	0	0
		Theft of Motor Vehicle Parts/Accessories		0	0	0	0
		All Other Larceny		21	2	2	0
		Motor Vehicle Theft		4	2	2	0
		Stolen Property Offenses		0	0	0	0
		Crimes Against Society					
		Drug/Narcotic Violations		2	2	1	0
		Drug Equipment Violations		0	0	0	0
		Betting/Wagering		0	0	0	0
		Operating/Promoting/Assisting Gambling		0	0	0	0
		Gambling Equipment Violations		0	0	0	0
		Sports Tampering		0	0	0	0
		Pornography/Obscene Material		0	0	0	0
		Prostitution		0	0	0	0
		Assisting or Promoting Prostitution		0	0	0	0
		Purchasing Prostitution		0	0	0	0
		Weapon Law Violations		0	0	0	0
		Animal Cruelty		0	0	0	0
		Total Group A Offenses		83	36	22	8

(*) Offenses are counted using the FBI Units of Count for Crime

(**) The 'Arrests' column shows arrests made for incidents during the selected period, regardless of arrest date. Arrest counts for the same period may change over time.

This report is valid as of August 22, 2024 and is subject to change

Ogunquit PD - ME0161200 - NIBRS Agency Crime Overview - 2023

2023 Population Estimate		1,608		Offenses (*)		Arrests (**)	
Offense Overview		Group A Offenses		Reported	Cleared	Adult	Juvenile
		Crimes Against Persons					
Offense Total	53	Murder and Nonnegligent Manslaughter		0	0	0	0
Number Cleared	13	Negligent Manslaughter		0	0	0	0
Percent Cleared	24.53 %	Kidnapping/Abduction		0	0	0	0
Group A Crimes per 100,000 population	3,296.0	Rape		1	0	0	0
		Sodomy		0	0	0	0
		Sexual Assault With An Object		0	0	0	0
		Fondling		0	0	0	0
		Incest		0	0	0	0
		Statutory Rape		0	0	0	0
Total Arrests	45	Aggravated Assault		0	0	0	0
Adult Arrests	42	Simple Assault		10	6	4	0
Juvenile Arrests	3	Intimidation		2	1	0	0
Unknown Age	0	Human Trafficking, Commercial Sex Acts		0	0	0	0
Arrests per 100,000 population	2,798.5	Human Trafficking, Involuntary Servitude		0	0	0	0
		Crimes Against Property					
		Arson		0	0	0	0
		Bribery		0	0	0	0
		Burglary/Breaking & Entering		2	0	0	0
		Counterfeiting/Forgery		0	0	0	0
		Destruction/Damage/Vandalism of Property		13	2	2	0
		Embezzlement		0	0	0	0
		Extortion/Blackmail		1	0	0	0
		False Pretenses/Swindle/Confidence Game		6	1	1	0
		Credit Card/Automated Teller Machine Fraud		0	0	0	0
		Impersonation		0	0	0	0
		Welfare Fraud		0	0	0	0
		Wire Fraud		0	0	0	0
		Identity Theft		1	0	0	0
		Hacking/Computer Invasion		0	0	0	0
		Robbery		0	0	0	0
		Pocket-picking		0	0	0	0
		Purse-snatching		0	0	0	0
		Shoplifting		0	0	0	0
		Theft From Building		0	0	0	0
		Theft From Coin Operated Machine or Device		0	0	0	0
		Theft From Motor Vehicle		0	0	0	0
		Theft of Motor Vehicle Parts/Accessories		0	0	0	0
		All Other Larceny		14	1	0	0
		Motor Vehicle Theft		1	0	0	0
		Stolen Property Offenses		0	0	0	0
		Crimes Against Society					
		Drug/Narcotic Violations		2	2	2	0
		Drug Equipment Violations		0	0	0	0
		Betting/Wagering		0	0	0	0
		Operating/Promoting/Assisting Gambling		0	0	0	0
		Gambling Equipment Violations		0	0	0	0
		Sports Tampering		0	0	0	0
		Pornography/Obscene Material		0	0	0	0
		Prostitution		0	0	0	0
		Assisting or Promoting Prostitution		0	0	0	0
		Purchasing Prostitution		0	0	0	0
		Weapon Law Violations		0	0	0	0
		Animal Cruelty		0	0	0	0
		Total Group A Offenses		53	13	9	0

Group B Arrests		
Offense	Adult	Juvenile
Bad Checks	0	0
Curfew/Loitering/Vagrancy Violations	0	0
Disorderly Conduct	2	2
Driving Under the Influence	11	0
Drunkenness	0	0
Family Offenses (Nonviolent)	1	0
Liquor Law Violations	1	0
Peeping Tom	0	0
Trespass of Real Property	1	0
All Other Offenses	17	1
Total Group B	33	3

(*) Offenses are counted using the FBI Units of Count for Crime

(**) The 'Arrests' column shows arrests made for incidents during the selected period, regardless of arrest date. Arrest counts for the same period may change over time.

This report is valid as of August 22, 2024 and is subject to change

Old Orchard Beach PD - ME0160300 - NIBRS Agency Crime Overview - 2023

2023 Population Estimate		9,465	Offenses (*)		Arrests (**)	
			Reported	Cleared	Adult	Juvenile
Offense Overview			Crimes Against Persons			
Offense Total	517		Murder and Nonnegligent Manslaughter	0	0	0
Number Cleared	269		Negligent Manslaughter	0	0	0
Percent Cleared	52.03 %		Kidnapping/Abduction	0	0	0
Group A Crimes per 100,000 population	5,462.2		Rape	6	0	0
			Sodomy	0	0	0
			Sexual Assault With An Object	0	0	0
			Fondling	2	0	0
			Incest	1	1	0
Arrest Overview			Statutory Rape	1	0	0
Total Arrests	767		Aggravated Assault	13	5	3
Adult Arrests	683		Simple Assault	93	66	47
Juvenile Arrests	84		Intimidation	35	16	7
Unknown Age	0		Human Trafficking, Commercial Sex Acts	0	0	0
Arrests per 100,000 population	8,103.5		Human Trafficking, Involuntary Servitude	0	0	0
			Crimes Against Property			
Average number offenses/incident	1.11		Arson	2	0	0
			Bribery	0	0	0
			Burglary/Breaking & Entering	11	4	5
			Counterfeiting/Forgery	3	0	0
			Destruction/Damage/Vandalism of Property	63	20	14
Group B Arrests				Embezzlement	0	0
Offense	Adult	Juvenile	Extortion/Blackmail	2	0	0
Bad Checks	1	0	False Pretenses/Swindle/Confidence Game	30	2	2
Curfew/Loitering/Vagrancy Violations	0	0	Credit Card/Automated Teller Machine Fraud	5	0	0
Disorderly Conduct	13	4	Impersonation	1	1	0
Driving Under the Influence	96	0	Welfare Fraud	0	0	0
Drunkenness	1	0	Wire Fraud	0	0	0
Family Offenses (Nonviolent)	0	0	Identity Theft	0	0	0
Liquor Law Violations	176	29	Hacking/Computer Invasion	0	0	0
Peeping Tom	0	0	Robbery	0	0	0
Trespass of Real Property	12	0	Pocket-picking	0	0	0
All Other Offenses	207	5	Purse-snatching	0	0	0
Total Group B	506	38	Shoplifting	13	6	4
			Theft From Building	0	0	0
			Theft From Coin Operated Machine or Device	0	0	0
			Theft From Motor Vehicle	16	1	0
			Theft of Motor Vehicle Parts/Accessories	0	0	0
			All Other Larceny	73	11	9
			Motor Vehicle Theft	12	6	4
			Stolen Property Offenses	0	0	0
			Crimes Against Society			
			Drug/Narcotic Violations	128	126	80
			Drug Equipment Violations	0	0	0
			Betting/Wagering	0	0	0
			Operating/Promoting/Assisting Gambling	0	0	0
			Gambling Equipment Violations	0	0	0
			Sports Tampering	0	0	0
			Pornography/Obscene Material	2	0	0
			Prostitution	0	0	0
			Assisting or Promoting Prostitution	0	0	0
			Purchasing Prostitution	0	0	0
			Weapon Law Violations	4	3	2
			Animal Cruelty	1	1	0
			Total Group A Offenses	517	269	177
						46

(*) Offenses are counted using the FBI Units of Count for Crime

(**) The 'Arrests' column shows arrests made for incidents during the selected period, regardless of arrest date. Arrest counts for the same period may change over time.

This report is valid as of August 22, 2024 and is subject to change

Old Town PD - ME0100500 - NIBRS Agency Crime Overview - 2023

2023 Population Estimate		7,460	Offenses (*)		Arrests (**)	
			Reported	Cleared	Adult	Juvenile
Offense Overview			Crimes Against Persons			
Offense Total	233		Murder and Nonnegligent Manslaughter	0	0	0
Number Cleared	104		Negligent Manslaughter	0	0	0
Percent Cleared	44.64 %		Kidnapping/Abduction	0	0	0
Group A Crimes per 100,000 population	3,123.3		Rape	0	0	1
			Sodomy	0	0	0
			Sexual Assault With An Object	0	0	0
			Fondling	6	4	2
			Incest	0	0	0
Arrest Overview			Statutory Rape	0	0	0
Total Arrests	154		Aggravated Assault	2	2	3
Adult Arrests	129		Simple Assault	36	25	10
Juvenile Arrests	25		Intimidation	38	6	5
Unknown Age	0		Human Trafficking, Commercial Sex Acts	0	0	0
Arrests per 100,000 population	2,064.3		Human Trafficking, Involuntary Servitude	0	0	0
		Crimes Against Property				
Average number offenses/incident	1.08		Arson	1	1	0
			Bribery	0	0	0
			Burglary/Breaking & Entering	7	2	0
Group B Arrests			Counterfeiting/Forgery	2	2	0
Offense	Adult	Juvenile	Destruction/Damage/Vandalism of Property	29	9	5
Bad Checks	0	0	Embezzlement	0	0	0
Curfew/Loitering/Vagrancy Violations	0	0	Extortion/Blackmail	0	0	0
Disorderly Conduct	9	0	False Pretenses/Swindle/Confidence Game	4	0	0
Driving Under the Influence	13	0	Credit Card/Automated Teller Machine Fraud	2	0	0
Drunkenness	0	0	Impersonation	1	0	1
Family Offenses (Nonviolent)	0	0	Welfare Fraud	0	0	0
Liquor Law Violations	0	0	Wire Fraud	0	0	0
Peeping Tom	0	0	Identity Theft	0	0	0
Trespass of Real Property	4	4	Hacking/Computer Invasion	0	0	0
All Other Offenses	25	3	Robbery	0	0	0
Total Group B	51	7	Pocket-picking	2	0	0
			Purse-snatching	1	0	0
			Shoplifting	32	25	0
			Theft From Building	0	0	0
			Theft From Coin Operated Machine or Device	1	0	0
			Theft From Motor Vehicle	9	1	1
			Theft of Motor Vehicle Parts/Accessories	0	0	0
			All Other Larceny	44	13	39
			Motor Vehicle Theft	2	2	0
			Stolen Property Offenses	1	0	0
			Crimes Against Society			
			Drug/Narcotic Violations	13	12	12
			Drug Equipment Violations	0	0	0
			Betting/Wagering	0	0	0
			Operating/Promoting/Assisting Gambling	0	0	0
			Gambling Equipment Violations	0	0	0
			Sports Tampering	0	0	0
			Pornography/Obscene Material	0	0	0
			Prostitution	0	0	0
			Assisting or Promoting Prostitution	0	0	0
			Purchasing Prostitution	0	0	0
			Weapon Law Violations	0	0	0
			Animal Cruelty	0	0	0
			Total Group A Offenses	233	104	78
						18

(*) Offenses are counted using the FBI Units of Count for Crime

(**) The 'Arrests' column shows arrests made for incidents during the selected period, regardless of arrest date. Arrest counts for the same period may change over time.

This report is valid as of August 22, 2024 and is subject to change

Orono PD - ME0100600 - NIBRS Agency Crime Overview - 2023

2023 Population Estimate		11,296	Offenses (*)		Arrests (**)	
			Reported	Cleared	Adult	Juvenile
Offense Overview			Crimes Against Persons			
Offense Total	68		Murder and Nonnegligent Manslaughter	0	0	0
Number Cleared	37		Negligent Manslaughter	0	0	0
Percent Cleared	54.41 %		Kidnapping/Abduction	0	0	0
Group A Crimes per 100,000 population	602.0		Rape	0	0	0
			Sodomy	0	0	0
			Sexual Assault With An Object	0	0	0
			Fondling	1	0	0
			Incest	0	0	0
Arrest Overview			Statutory Rape	0	0	0
Total Arrests	85		Aggravated Assault	2	2	2
Adult Arrests	83		Simple Assault	9	9	10
Juvenile Arrests	2		Intimidation	5	4	3
Unknown Age	0		Human Trafficking, Commercial Sex Acts	0	0	0
Arrests per 100,000 population	752.5		Human Trafficking, Involuntary Servitude	0	0	0
			Crimes Against Property			
Average number offenses/incident	1.11		Arson	0	0	0
			Bribery	0	0	0
			Burglary/Breaking & Entering	1	1	0
Group B Arrests			Counterfeiting/Forgery	0	0	0
Offense	Adult	Juvenile	Destruction/Damage/Vandalism of Property	12	5	2
Bad Checks	0	0	Embezzlement	0	0	0
Curfew/Loitering/Vagrancy Violations	0	0	Extortion/Blackmail	0	0	0
Disorderly Conduct	1	0	False Pretenses/Swindle/Confidence Game	2	0	0
Driving Under the Influence	23	0	Credit Card/Automated Teller Machine Fraud	0	0	0
Drunkenness	0	0	Impersonation	2	2	3
Family Offenses (Nonviolent)	1	0	Welfare Fraud	0	0	0
Liquor Law Violations	1	0	Wire Fraud	0	0	0
Peeping Tom	0	0	Identity Theft	0	0	0
Trespass of Real Property	4	0	Hacking/Computer Invasion	0	0	0
All Other Offenses	21	0	Robbery	0	0	0
Total Group B	51	0	Pocket-picking	0	0	0
			Purse-snatching	2	0	0
			Shoplifting	3	1	0
			Theft From Building	1	0	0
			Theft From Coin Operated Machine or Device	0	0	0
			Theft From Motor Vehicle	5	1	1
			Theft of Motor Vehicle Parts/Accessories	0	0	0
			All Other Larceny	14	4	5
			Motor Vehicle Theft	1	0	0
			Stolen Property Offenses	0	0	1
			Crimes Against Society			
			Drug/Narcotic Violations	5	5	5
			Drug Equipment Violations	1	1	0
			Betting/Wagering	0	0	0
			Operating/Promoting/Assisting Gambling	0	0	0
			Gambling Equipment Violations	0	0	0
			Sports Tampering	0	0	0
			Pornography/Obscene Material	0	0	0
			Prostitution	0	0	0
			Assisting or Promoting Prostitution	0	0	0
			Purchasing Prostitution	0	0	0
			Weapon Law Violations	2	2	0
			Animal Cruelty	0	0	0
			Total Group A Offenses	68	37	32

(*) Offenses are counted using the FBI Units of Count for Crime

(**) The 'Arrests' column shows arrests made for incidents during the selected period, regardless of arrest date. Arrest counts for the same period may change over time.

This report is valid as of August 22, 2024 and is subject to change

Oxford PD - ME0091000 - NIBRS Agency Crime Overview - 2023

2023 Population Estimate		4,401	Offenses (*)		Arrests (**)		
			Reported	Cleared	Adult	Juvenile	
Offense Overview			Crimes Against Persons				
Offense Total	321		Murder and Nonnegligent Manslaughter	0	0	0	
Number Cleared	246		Negligent Manslaughter	0	0	0	
Percent Cleared	76.64 %		Kidnapping/Abduction	0	0	0	
Group A Crimes per 100,000 population	7,293.8		Rape	1	1	0	
			Sodomy	0	0	0	
			Sexual Assault With An Object	0	0	0	
			Fondling	0	0	0	
			Incest	0	0	0	
Arrest Overview			Statutory Rape	0	0	0	
Total Arrests	485		Aggravated Assault	4	4	6	
Adult Arrests	471		Simple Assault	24	22	23	
Juvenile Arrests	14		Intimidation	27	24	14	
Unknown Age	0		Human Trafficking, Commercial Sex Acts	0	0	0	
Arrests per 100,000 population	11,020.2		Human Trafficking, Involuntary Servitude	0	0	0	
		Crimes Against Property					
Average number offenses/incident	1.09		Arson	0	0	0	
			Bribery	0	0	0	
			Burglary/Breaking & Entering	6	4	3	
			Counterfeiting/Forgery	0	0	0	
Group B Arrests				Destruction/Damage/Vandalism of Property	12	7	5
Offense	Adult	Juvenile		Embezzlement	0	0	0
Bad Checks	0	0		Extortion/Blackmail	0	0	0
Curfew/Loitering/Vagrancy Violations	0	0		False Pretenses/Swindle/Confidence Game	4	0	2
Disorderly Conduct	1	0		Credit Card/Automated Teller Machine Fraud	0	0	0
Driving Under the Influence	37	0		Impersonation	0	0	1
Drunkenness	0	0		Welfare Fraud	0	0	0
Family Offenses (Nonviolent)	1	0		Wire Fraud	0	0	0
Liquor Law Violations	9	3		Identity Theft	0	0	0
Peeping Tom	0	0		Hacking/Computer Invasion	0	0	0
Trespass of Real Property	21	0		Robbery	1	0	0
All Other Offenses	187	5		Pocket-picking	0	0	0
Total Group B	256	8		Purse-snatching	0	0	0
				Shoplifting	74	54	37
				Theft From Building	0	0	0
				Theft From Coin Operated Machine or Device	0	0	0
				Theft From Motor Vehicle	0	0	0
				Theft of Motor Vehicle Parts/Accessories	1	0	0
				All Other Larceny	72	40	52
				Motor Vehicle Theft	2	1	1
				Stolen Property Offenses	2	2	1
				Crimes Against Society			
				Drug/Narcotic Violations	72	68	55
				Drug Equipment Violations	0	0	0
				Betting/Wagering	0	0	0
				Operating/Promoting/Assisting Gambling	0	0	0
				Gambling Equipment Violations	0	0	0
				Sports Tampering	0	0	0
				Pornography/Obscene Material	0	0	0
				Prostitution	13	13	11
				Assisting or Promoting Prostitution	0	0	2
				Purchasing Prostitution	0	0	0
				Weapon Law Violations	6	6	1
				Animal Cruelty	0	0	0
				Total Group A Offenses	321	246	215
							6

(*) Offenses are counted using the FBI Units of Count for Crime

(**) The 'Arrests' column shows arrests made for incidents during the selected period, regardless of arrest date. Arrest counts for the same period may change over time.

This report is valid as of August 22, 2024 and is subject to change

Oxford SO - ME0090000 - NIBRS Agency Crime Overview - 2023

2023 Population Estimate		32,801	Offenses (*)		Arrests (**)	
			Reported	Cleared	Adult	Juvenile
Offense Overview			Crimes Against Persons			
Offense Total	513		Murder and Nonnegligent Manslaughter	0	0	0
Number Cleared	192		Negligent Manslaughter	0	0	0
Percent Cleared	37.43 %		Kidnapping/Abduction	0	0	0
Group A Crimes per 100,000 population	1,564.0		Rape	3	1	0
			Sodomy	1	0	0
			Sexual Assault With An Object	0	0	0
			Fondling	7	4	1
			Incest	0	0	0
			Statutory Rape	0	0	1
Total Arrests	437		Aggravated Assault	7	4	12
Adult Arrests	429		Simple Assault	51	37	70
Juvenile Arrests	8		Intimidation	122	75	20
Unknown Age	0		Human Trafficking, Commercial Sex Acts	0	0	0
			Human Trafficking, Involuntary Servitude	0	0	0
Arrests per 100,000 population	1,332.3		Crimes Against Property			
			Arson	0	0	0
			Bribery	0	0	0
			Burglary/Breaking & Entering	40	7	8
			Counterfeiting/Forgery	2	1	1
			Destruction/Damage/Vandalism of Property	54	17	3
			Embezzlement	0	0	0
			Extortion/Blackmail	0	0	0
			False Pretenses/Swindle/Confidence Game	22	0	0
			Credit Card/Automated Teller Machine Fraud	0	0	0
			Impersonation	0	0	0
			Welfare Fraud	0	0	0
			Wire Fraud	1	0	0
			Identity Theft	0	0	0
			Hacking/Computer Invasion	0	0	0
			Robbery	0	0	1
			Pocket-picking	0	0	0
			Purse-snatching	0	0	0
			Shoplifting	2	0	0
			Theft From Building	3	0	0
			Theft From Coin Operated Machine or Device	0	0	0
			Theft From Motor Vehicle	9	3	3
			Theft of Motor Vehicle Parts/Accessories	0	0	0
			All Other Larceny	138	14	15
			Motor Vehicle Theft	21	6	3
			Stolen Property Offenses	1	0	0
			Crimes Against Society			
			Drug/Narcotic Violations	20	18	16
			Drug Equipment Violations	0	0	0
			Betting/Wagering	0	0	0
			Operating/Promoting/Assisting Gambling	0	0	0
			Gambling Equipment Violations	0	0	0
			Sports Tampering	0	0	0
			Pornography/Obscene Material	1	1	0
			Prostitution	0	0	0
			Assisting or Promoting Prostitution	0	0	0
			Purchasing Prostitution	0	0	0
			Weapon Law Violations	6	3	1
			Animal Cruelty	2	1	1
			Total Group A Offenses	513	192	158
Group B Arrests						
Offense	Adult	Juvenile				
Bad Checks	0	0				
Curfew/Loitering/Vagrancy Violations	0	0				
Disorderly Conduct	0	0				
Driving Under the Influence	55	0				
Drunkenness	0	0				
Family Offenses (Nonviolent)	0	0				
Liquor Law Violations	3	1				
Peeping Tom	0	0				
Trespass of Real Property	6	0				
All Other Offenses	207	1				
Total Group B	271	2				

(*) Offenses are counted using the FBI Units of Count for Crime

(**) The 'Arrests' column shows arrests made for incidents during the selected period, regardless of arrest date. Arrest counts for the same period may change over time.

This report is valid as of August 22, 2024 and is subject to change

Paris PD - ME0090500 - NIBRS Agency Crime Overview - 2023

2023 Population Estimate		5,421	Offenses (*)		Arrests (**)				
			Reported	Cleared	Adult	Juvenile			
Offense Overview			Crimes Against Persons						
Offense Total	189		Murder and Nonnegligent Manslaughter	0	0	0			
Number Cleared	85		Negligent Manslaughter	0	0	0			
Percent Cleared	44.97 %		Kidnapping/Abduction	0	0	0			
Group A Crimes per 100,000 population	3,486.4		Rape	5	1	0			
			Sodomy	1	0	0			
			Sexual Assault With An Object	0	0	0			
			Fondling	4	2	3			
			Incest	1	0	0			
Arrest Overview			Statutory Rape	0	0	0			
Total Arrests	137		Aggravated Assault	2	2	0			
Adult Arrests	125		Simple Assault	33	26	10			
Juvenile Arrests	12		Intimidation	40	23	1			
Unknown Age	0		Human Trafficking, Commercial Sex Acts	0	0	0			
Arrests per 100,000 population	2,527.2		Human Trafficking, Involuntary Servitude	0	0	0			
			Crimes Against Property						
Average number offenses/incident	1.11		Arson	1	0	0			
			Bribery	0	0	0			
			Burglary/Breaking & Entering	8	1	1			
			Counterfeiting/Forgery	6	0	0			
Group B Arrests				Destruction/Damage/Vandalism of Property	20	6	4		
Offense	Adult	Juvenile		Embezzlement	0	0	0		
Bad Checks	0	0		Extortion/Blackmail	0	0	0		
Curfew/Loitering/Vagrancy Violations	0	0		False Pretenses/Swindle/Confidence Game	8	0	0		
Disorderly Conduct	1	0		Credit Card/Automated Teller Machine Fraud	0	0	0		
Driving Under the Influence	8	0		Impersonation	2	0	0		
Drunkenness	0	0		Welfare Fraud	0	0	0		
Family Offenses (Nonviolent)	0	0		Wire Fraud	0	0	0		
Liquor Law Violations	0	0		Identity Theft	0	0	0		
Peeping Tom	0	0		Hacking/Computer Invasion	0	0	0		
Trespass of Real Property	6	0		Robbery	1	1	0		
All Other Offenses	63	0		Pocket-picking	0	0	0		
Total Group B	78	0		Purse-snatching	1	0	0		
				Shoplifting	5	1	0		
				Theft From Building	12	1	0		
				Theft From Coin Operated Machine or Device	0	0	0		
				Theft From Motor Vehicle	4	0	0		
				Theft of Motor Vehicle Parts/Accessories	0	0	0		
				All Other Larceny	14	2	0		
				Motor Vehicle Theft	10	8	0		
				Stolen Property Offenses	1	1	0		
				Crimes Against Society					
				Drug/Narcotic Violations	9	9	8		
				Drug Equipment Violations	0	0	0		
				Betting/Wagering	0	0	0		
				Operating/Promoting/Assisting Gambling	0	0	0		
				Gambling Equipment Violations	0	0	0		
				Sports Tampering	0	0	0		
				Pornography/Obscene Material	0	0	0		
				Prostitution	0	0	0		
				Assisting or Promoting Prostitution	0	0	0		
				Purchasing Prostitution	0	0	0		
				Weapon Law Violations	1	1	0		
				Animal Cruelty	0	0	0		
				Total Group A Offenses		189	85	47	12

(*) Offenses are counted using the FBI Units of Count for Crime

(**) The 'Arrests' column shows arrests made for incidents during the selected period, regardless of arrest date. Arrest counts for the same period may change over time.

This report is valid as of August 22, 2024 and is subject to change

Penobscot SO - ME0100000 - NIBRS Agency Crime Overview - 2023

2023 Population Estimate			62,506	Offenses (*)		Arrests (**)		
				Reported	Cleared	Adult	Juvenile	
Offense Overview				Crimes Against Persons				
Offense Total		1,046	Murder and Nonnegligent Manslaughter		0	0	0	0
Number Cleared		355	Negligent Manslaughter		0	0	0	0
Percent Cleared		33.94 %	Kidnapping/Abduction		1	0	0	0
Group A Crimes per 100,000 population		1,673.4	Rape		7	1	0	0
			Sodomy		1	0	0	0
			Sexual Assault With An Object		0	0	0	0
			Fondling		7	2	2	0
			Incest		0	0	0	0
Arrest Overview				0	0	0	0	
Total Arrests		552	Statutory Rape		0	0	0	0
Adult Arrests		531	Aggravated Assault		19	14	9	0
Juvenile Arrests		21	Simple Assault		146	75	57	6
Unknown Age		0	Intimidation		240	40	29	5
Arrests per 100,000 population		883.1	Human Trafficking, Commercial Sex Acts		0	0	0	0
			Human Trafficking, Involuntary Servitude		0	0	0	0
			Crimes Against Property					
			Arson		0	0	0	0
			Bribery		0	0	0	0
Average number offenses/incident		1.10	Burglary/Breaking & Entering		44	4	5	0
			Counterfeiting/Forgery		8	1	2	0
Group B Arrests				80	31	21	4	
Offense	Adult	Juvenile	Destruction/Damage/Vandalism of Property					
Bad Checks	1	0	Embezzlement		0	0	0	0
Curfew/Loitering/Vagrancy Violations	0	0	Extortion/Blackmail		1	0	0	0
Disorderly Conduct	14	0	False Pretenses/Swindle/Confidence Game		67	6	5	0
Driving Under the Influence	51	0	Credit Card/Automated Teller Machine Fraud		10	4	2	0
Drunkenness	0	0	Impersonation		3	1	1	0
Family Offenses (Nonviolent)	0	0	Welfare Fraud		5	5	4	0
Liquor Law Violations	1	0	Wire Fraud		1	0	0	0
Peeping Tom	0	0	Identity Theft		0	0	0	0
Trespass of Real Property	10	0	Hacking/Computer Invasion		0	0	0	0
All Other Offenses	158	2	Robbery		3	2	2	0
Total Group B	235	2	Pocket-picking		0	0	0	0
			Purse-snatching		1	0	0	0
			Shoplifting		5	1	0	0
			Theft From Building		4	0	0	0
			Theft From Coin Operated Machine or Device		0	0	0	0
			Theft From Motor Vehicle		45	3	2	0
			Theft of Motor Vehicle Parts/Accessories		6	0	0	0
			All Other Larceny		161	25	23	3
			Motor Vehicle Theft		41	13	8	0
			Stolen Property Offenses		8	4	8	0
			Crimes Against Society					
			Drug/Narcotic Violations		115	109	112	0
			Drug Equipment Violations		0	0	0	0
			Betting/Wagering		0	0	0	0
			Operating/Promoting/Assisting Gambling		0	0	0	0
			Gambling Equipment Violations		0	0	0	0
			Sports Tampering		0	0	0	0
			Pornography/Obscene Material		3	2	1	1
			Prostitution		0	0	0	0
			Assisting or Promoting Prostitution		0	0	0	0
			Purchasing Prostitution		0	0	0	0
			Weapon Law Violations		13	12	3	0
			Animal Cruelty		1	0	0	0
			Total Group A Offenses		1,046	355	296	19

(*) Offenses are counted using the FBI Units of Count for Crime

(**) The 'Arrests' column shows arrests made for incidents during the selected period, regardless of arrest date. Arrest counts for the same period may change over time.

This report is valid as of August 22, 2024 and is subject to change

Phippsburg PD - ME0120500 - NIBRS Agency Crime Overview - 2023

2023 Population Estimate		2,220		Offenses (*)		Arrests (**)	
Offense Overview		Group A Offenses		Reported	Cleared	Adult	Juvenile
		Crimes Against Persons					
Offense Total	9	Murder and Nonnegligent Manslaughter		0	0	0	0
Number Cleared	1	Negligent Manslaughter		0	0	0	0
Percent Cleared	11.11 %	Kidnapping/Abduction		0	0	0	0
Group A Crimes per 100,000 population	405.4	Rape		0	0	0	0
		Sodomy		0	0	0	0
		Sexual Assault With An Object		0	0	0	0
		Fondling		0	0	0	0
		Incest		0	0	0	0
		Statutory Rape		0	0	0	0
Total Arrests	1	Aggravated Assault		1	0	0	0
Adult Arrests	1	Simple Assault		0	0	0	0
Juvenile Arrests	0	Intimidation		3	1	0	0
Unknown Age	0	Human Trafficking, Commercial Sex Acts		0	0	0	0
Arrests per 100,000 population	45.0	Human Trafficking, Involuntary Servitude		0	0	0	0
		Crimes Against Property					
		Arson		0	0	0	0
		Bribery		0	0	0	0
Average number offenses/incident	1.00	Burglary/Breaking & Entering		1	0	0	0
		Counterfeiting/Forgery		0	0	0	0
		Destruction/Damage/Vandalism of Property		2	0	0	0
		Embezzlement		0	0	0	0
		Extortion/Blackmail		0	0	0	0
		False Pretenses/Swindle/Confidence Game		2	0	0	0
		Credit Card/Automated Teller Machine Fraud		0	0	0	0
		Impersonation		0	0	0	0
		Welfare Fraud		0	0	0	0
		Wire Fraud		0	0	0	0
		Identity Theft		0	0	0	0
		Hacking/Computer Invasion		0	0	0	0
		Robbery		0	0	0	0
		Pocket-picking		0	0	0	0
		Purse-snatching		0	0	0	0
		Shoplifting		0	0	0	0
		Theft From Building		0	0	0	0
		Theft From Coin Operated Machine or Device		0	0	0	0
		Theft From Motor Vehicle		0	0	0	0
		Theft of Motor Vehicle Parts/Accessories		0	0	0	0
		All Other Larceny		0	0	0	0
		Motor Vehicle Theft		0	0	0	0
		Stolen Property Offenses		0	0	0	0
		Crimes Against Society					
		Drug/Narcotic Violations		0	0	0	0
		Drug Equipment Violations		0	0	0	0
		Betting/Wagering		0	0	0	0
		Operating/Promoting/Assisting Gambling		0	0	0	0
		Gambling Equipment Violations		0	0	0	0
		Sports Tampering		0	0	0	0
		Pornography/Obscene Material		0	0	0	0
		Prostitution		0	0	0	0
		Assisting or Promoting Prostitution		0	0	0	0
		Purchasing Prostitution		0	0	0	0
		Weapon Law Violations		0	0	0	0
		Animal Cruelty		0	0	0	0
		Total Group A Offenses		9	1	0	0

Group B Arrests		
Offense	Adult	Juvenile
Bad Checks	0	0
Curfew/Loitering/Vagrancy Violations	0	0
Disorderly Conduct	0	0
Driving Under the Influence	0	0
Drunkenness	0	0
Family Offenses (Nonviolent)	0	0
Liquor Law Violations	0	0
Peeping Tom	0	0
Trespass of Real Property	0	0
All Other Offenses	1	0
Total Group B	1	0

(*) Offenses are counted using the FBI Units of Count for Crime

(**) The 'Arrests' column shows arrests made for incidents during the selected period, regardless of arrest date. Arrest counts for the same period may change over time.

This report is valid as of August 22, 2024 and is subject to change

Piscataquis SO - ME0110000 - NIBRS Agency Crime Overview - 2023

2023 Population Estimate		9,115	Offenses (*)		Arrests (**)	
			Reported	Cleared	Adult	Juvenile
Offense Overview			Crimes Against Persons			
Offense Total	171		Murder and Nonnegligent Manslaughter	0	0	0
Number Cleared	77		Negligent Manslaughter	0	0	0
Percent Cleared	45.03 %		Kidnapping/Abduction	0	0	0
Group A Crimes per 100,000 population	1,876.0		Rape	1	0	0
			Sodomy	0	0	0
			Sexual Assault With An Object	0	0	0
			Fondling	2	0	0
			Incest	0	0	0
Arrest Overview			Statutory Rape	0	0	0
Total Arrests	157		Aggravated Assault	1	1	0
Adult Arrests	150		Simple Assault	39	27	3
Juvenile Arrests	7		Intimidation	32	6	0
Unknown Age	0		Human Trafficking, Commercial Sex Acts	0	0	0
Arrests per 100,000 population	1,722.4		Human Trafficking, Involuntary Servitude	0	0	0
			Crimes Against Property			
Average number offenses/incident	1.06		Arson	0	0	0
			Bribery	0	0	0
			Burglary/Breaking & Entering	4	0	0
Group B Arrests			Counterfeiting/Forgery	0	0	0
Offense	Adult	Juvenile	Destruction/Damage/Vandalism of Property	14	5	2
Bad Checks	0	0	Embezzlement	0	0	0
Curfew/Loitering/Vagrancy Violations	0	0	Extortion/Blackmail	0	0	0
Disorderly Conduct	2	0	False Pretenses/Swindle/Confidence Game	3	0	0
Driving Under the Influence	32	0	Credit Card/Automated Teller Machine Fraud	0	0	0
Drunkenness	0	0	Impersonation	0	0	0
Family Offenses (Nonviolent)	0	0	Welfare Fraud	0	0	0
Liquor Law Violations	2	0	Wire Fraud	0	0	0
Peeping Tom	0	0	Identity Theft	0	0	0
Trespass of Real Property	3	0	Hacking/Computer Invasion	0	0	0
All Other Offenses	49	2	Robbery	0	0	0
Total Group B	88	2	Pocket-picking	0	0	0
			Purse-snatching	0	0	0
			Shoplifting	4	2	0
			Theft From Building	3	1	0
			Theft From Coin Operated Machine or Device	0	0	0
			Theft From Motor Vehicle	7	0	0
			Theft of Motor Vehicle Parts/Accessories	3	0	0
			All Other Larceny	21	7	0
			Motor Vehicle Theft	6	1	0
			Stolen Property Offenses	0	0	0
			Crimes Against Society			
			Drug/Narcotic Violations	28	27	0
			Drug Equipment Violations	0	0	0
			Betting/Wagering	0	0	0
			Operating/Promoting/Assisting Gambling	0	0	0
			Gambling Equipment Violations	0	0	0
			Sports Tampering	0	0	0
			Pornography/Obscene Material	0	0	0
			Prostitution	0	0	0
			Assisting or Promoting Prostitution	0	0	0
			Purchasing Prostitution	0	0	0
			Weapon Law Violations	3	0	0
			Animal Cruelty	0	0	0
			Total Group A Offenses		171	77
					62	5

(*) Offenses are counted using the FBI Units of Count for Crime

(**) The 'Arrests' column shows arrests made for incidents during the selected period, regardless of arrest date. Arrest counts for the same period may change over time.

This report is valid as of August 22, 2024 and is subject to change

Pittsfield PD - ME0130400 - NIBRS Agency Crime Overview - 2023

2023 Population Estimate		3,946		Offenses (*)		Arrests (**)	
Offense Overview		Group A Offenses		Reported	Cleared	Adult	Juvenile
		Crimes Against Persons					
Offense Total	94	Murder and Nonnegligent Manslaughter		0	0	0	0
Number Cleared	29	Negligent Manslaughter		0	0	0	0
Percent Cleared	30.85 %	Kidnapping/Abduction		0	0	0	0
Group A Crimes per 100,000 population	2,382.2	Rape		0	0	0	0
		Sodomy		0	0	0	0
		Sexual Assault With An Object		0	0	0	0
		Fondling		1	0	0	0
		Incest		0	0	0	0
		Statutory Rape		2	0	0	0
Total Arrests	55	Aggravated Assault		2	2	0	0
Adult Arrests	53	Simple Assault		24	9	8	0
Juvenile Arrests	2	Intimidation		4	1	0	0
Unknown Age	0	Human Trafficking, Commercial Sex Acts		0	0	0	0
Arrests per 100,000 population	1,393.8	Human Trafficking, Involuntary Servitude		0	0	0	0
		Crimes Against Property					
		Arson		0	0	0	0
		Bribery		0	0	0	0
		Burglary/Breaking & Entering		9	2	1	0
		Counterfeiting/Forgery		0	0	0	0
		Destruction/Damage/Vandalism of Property		10	1	0	0
		Embezzlement		0	0	0	0
		Extortion/Blackmail		0	0	0	0
		False Pretenses/Swindle/Confidence Game		7	0	0	0
		Credit Card/Automated Teller Machine Fraud		4	0	0	0
		Impersonation		0	0	0	0
		Welfare Fraud		0	0	0	0
		Wire Fraud		0	0	0	0
		Identity Theft		0	0	0	0
		Hacking/Computer Invasion		0	0	0	0
		Robbery		0	0	0	0
		Pocket-picking		0	0	0	0
		Purse-snatching		0	0	0	0
		Shoplifting		5	2	2	0
		Theft From Building		0	0	0	0
		Theft From Coin Operated Machine or Device		0	0	0	0
		Theft From Motor Vehicle		2	2	1	1
		Theft of Motor Vehicle Parts/Accessories		0	0	0	0
		All Other Larceny		14	3	2	0
		Motor Vehicle Theft		2	1	1	0
		Stolen Property Offenses		0	0	0	0
		Crimes Against Society					
		Drug/Narcotic Violations		6	5	1	1
		Drug Equipment Violations		1	1	1	0
		Betting/Wagering		0	0	0	0
		Operating/Promoting/Assisting Gambling		0	0	0	0
		Gambling Equipment Violations		0	0	0	0
		Sports Tampering		0	0	0	0
		Pornography/Obscene Material		0	0	0	0
		Prostitution		0	0	0	0
		Assisting or Promoting Prostitution		0	0	0	0
		Purchasing Prostitution		0	0	0	0
		Weapon Law Violations		1	0	0	0
		Animal Cruelty		0	0	0	0
		Total Group A Offenses		94	29	17	2

(*) Offenses are counted using the FBI Units of Count for Crime

(**) The 'Arrests' column shows arrests made for incidents during the selected period, regardless of arrest date. Arrest counts for the same period may change over time.

This report is valid as of August 22, 2024 and is subject to change

Portland PD - ME0030500 - NIBRS Agency Crime Overview - 2023

2023 Population Estimate		68,390	Offenses (*)		Arrests (**)	
Offense Overview			Reported	Cleared	Adult	Juvenile
Offense Total		2,732	Group A Offenses		Crimes Against Persons	
Number Cleared		835	Murder and Nonnegligent Manslaughter		1	0
Percent Cleared		30.56 %	Negligent Manslaughter		0	0
Group A Crimes per 100,000 population		3,994.7	Kidnapping/Abduction		0	0
			Rape		1	0
			Sodomy		0	0
			Sexual Assault With An Object		0	0
			Fondling		3	0
			Incest		0	0
			Statutory Rape		0	0
Total Arrests		1,482	Aggravated Assault		47	0
Adult Arrests		1,452	Simple Assault		214	8
Juvenile Arrests		30	Intimidation		32	2
Unknown Age		0	Human Trafficking, Commercial Sex Acts		0	0
Arrests per 100,000 population		2,167.0	Human Trafficking, Involuntary Servitude		0	0
			Crimes Against Property			
			Arson		4	0
			Bribery		0	0
			Burglary/Breaking & Entering		13	0
			Counterfeiting/Forgery		7	0
			Destruction/Damage/Vandalism of Property		66	3
			Embezzlement		0	0
			Extortion/Blackmail		0	0
			False Pretenses/Swindle/Confidence Game		3	0
			Credit Card/Automated Teller Machine Fraud		1	0
			Impersonation		0	0
			Welfare Fraud		0	0
			Wire Fraud		0	0
			Identity Theft		1	0
			Hacking/Computer Invasion		0	0
			Robbery		7	0
			Pocket-picking		2	0
			Purse-snatching		0	0
			Shoplifting		96	3
			Theft From Building		18	0
			Theft From Coin Operated Machine or Device		0	0
			Theft From Motor Vehicle		10	1
			Theft of Motor Vehicle Parts/Accessories		0	0
			All Other Larceny		23	0
			Motor Vehicle Theft		12	2
			Stolen Property Offenses		11	0
			Crimes Against Society			
			Drug/Narcotic Violations		123	2
			Drug Equipment Violations		0	0
			Betting/Wagering		0	0
			Operating/Promoting/Assisting Gambling		0	0
			Gambling Equipment Violations		0	0
			Sports Tampering		0	0
			Pornography/Obscene Material		2	0
			Prostitution		0	0
			Assisting or Promoting Prostitution		0	0
			Purchasing Prostitution		0	0
			Weapon Law Violations		7	0
			Animal Cruelty		1	1
Total Group A Offenses			2,732	835	705	22

(*) Offenses are counted using the FBI Units of Count for Crime

(**) The 'Arrests' column shows arrests made for incidents during the selected period, regardless of arrest date. Arrest counts for the same period may change over time.

This report is valid as of August 22, 2024 and is subject to change

Presque Isle PD - ME0020600 - NIBRS Agency Crime Overview - 2023

2023 Population Estimate		8,629	Offenses (*)		Arrests (**)		
			Reported	Cleared	Adult	Juvenile	
Offense Overview			Crimes Against Persons				
Offense Total	596		Murder and Nonnegligent Manslaughter		0	0	
Number Cleared	282		Negligent Manslaughter		1	0	
Percent Cleared	47.32 %		Kidnapping/Abduction		0	0	
Group A Crimes per 100,000 population	6,906.9		Rape		3	3	
			Sodomy		1	0	
			Sexual Assault With An Object		0	0	
			Fondling		6	5	
Arrest Overview			Incest		0	0	
			Statutory Rape		0	0	
			Aggravated Assault		11	9	
			Simple Assault		67	52	
Total Arrests	465		Intimidation		126	34	
Adult Arrests	458		Human Trafficking, Commercial Sex Acts		0	0	
Juvenile Arrests	7		Human Trafficking, Involuntary Servitude		0	0	
Unknown Age	0				0	0	
Arrests per 100,000 population	5,388.8		Crimes Against Property				
Average number offenses/incident	1.11		Arson		1	0	
			Bribery		0	0	
			Burglary/Breaking & Entering		13	4	
			Counterfeiting/Forgery		5	2	
Group B Arrests				Destruction/Damage/Vandalism of Property		48	18
Offense	Adult	Juvenile	Embezzlement		0	0	
Bad Checks	3	0	Extortion/Blackmail		0	0	
Curfew/Loitering/Vagrancy Violations	0	0	False Pretenses/Swindle/Confidence Game		13	2	
Disorderly Conduct	9	0	Credit Card/Automated Teller Machine Fraud		2	2	
Driving Under the Influence	51	0	Impersonation		5	1	
Drunkenness	0	0	Welfare Fraud		3	3	
Family Offenses (Nonviolent)	5	0	Wire Fraud		0	0	
Liquor Law Violations	0	1	Identity Theft		0	0	
Peeping Tom	0	0	Hacking/Computer Invasion		0	0	
Trespass of Real Property	20	0	Robbery		3	2	
All Other Offenses	135	3	Pocket-picking		0	0	
Total Group B	223	4	Purse-snatching		0	0	
			Shoplifting		7	3	
			Theft From Building		0	0	
			Theft From Coin Operated Machine or Device		0	0	
			Theft From Motor Vehicle		7	2	
			Theft of Motor Vehicle Parts/Accessories		0	0	
			All Other Larceny		227	107	
			Motor Vehicle Theft		7	1	
			Stolen Property Offenses		2	2	
			Crimes Against Society				
			Drug/Narcotic Violations		27	23	
			Drug Equipment Violations		4	1	
			Betting/Wagering		0	0	
			Operating/Promoting/Assisting Gambling		0	0	
			Gambling Equipment Violations		0	0	
			Sports Tampering		0	0	
			Pornography/Obscene Material		3	3	
			Prostitution		0	0	
			Assisting or Promoting Prostitution		0	0	
			Purchasing Prostitution		0	0	
			Weapon Law Violations		1	0	
			Animal Cruelty		3	3	
			Total Group A Offenses		596	282	
					235	3	

(*) Offenses are counted using the FBI Units of Count for Crime

(**) The 'Arrests' column shows arrests made for incidents during the selected period, regardless of arrest date. Arrest counts for the same period may change over time.

This report is valid as of August 22, 2024 and is subject to change

Rangeley PD - ME0040400 - NIBRS Agency Crime Overview - 2023

2023 Population Estimate		1,294	Offenses (*)		Arrests (**)		
			Reported	Cleared	Adult	Juvenile	
Offense Overview			Crimes Against Persons				
Offense Total	14	Murder and Nonnegligent Manslaughter		0	0	0	
Number Cleared	5	Negligent Manslaughter		0	0	0	
Percent Cleared	35.71 %	Kidnapping/Abduction		0	0	0	
Group A Crimes per 100,000 population	1,081.9	Rape		0	0	0	
		Sodomy		0	0	0	
		Sexual Assault With An Object		0	0	0	
		Fondling		0	0	0	
		Incest		0	0	0	
Arrest Overview							
Total Arrests	5	Statutory Rape		0	0	0	
Adult Arrests	4	Aggravated Assault		0	0	0	
Juvenile Arrests	1	Simple Assault		3	3	2	
		Intimidation		1	1	1	
Unknown Age	0	Human Trafficking, Commercial Sex Acts		0	0	0	
		Human Trafficking, Involuntary Servitude		0	0	0	
Arrests per 100,000 population	386.4	Crimes Against Property					
Average number offenses/incident	1.17	Arson		0	0	0	
		Bribery		0	0	0	
		Burglary/Breaking & Entering		0	0	0	
		Counterfeiting/Forgery		1	0	0	
		Destruction/Damage/Vandalism of Property		1	1	0	
Group B Arrests							
Offense	Adult	Juvenile	Embezzlement		0	0	0
Bad Checks	0	0	Extortion/Blackmail		0	0	0
Curfew/Loitering/Vagrancy Violations	0	0	False Pretenses/Swindle/Confidence Game		1	0	0
Disorderly Conduct	0	0	Credit Card/Automated Teller Machine Fraud		0	0	0
Driving Under the Influence	1	0	Impersonation		0	0	0
Drunkenness	0	0	Welfare Fraud		0	0	0
Family Offenses (Nonviolent)	0	0	Wire Fraud		0	0	0
Liquor Law Violations	0	0	Identity Theft		0	0	0
Peeping Tom	0	0	Hacking/Computer Invasion		0	0	0
Trespass of Real Property	0	0	Robbery		0	0	0
All Other Offenses	0	0	Pocket-picking		0	0	0
Total Group B	1	0	Purse-snatching		0	0	0
			Shoplifting		0	0	0
			Theft From Building		0	0	0
			Theft From Coin Operated Machine or Device		0	0	0
			Theft From Motor Vehicle		1	0	0
			Theft of Motor Vehicle Parts/Accessories		0	0	0
			All Other Larceny		4	0	0
			Motor Vehicle Theft		1	0	0
			Stolen Property Offenses		0	0	0
			Crimes Against Society				
			Drug/Narcotic Violations		0	0	0
			Drug Equipment Violations		0	0	0
			Betting/Wagering		0	0	0
			Operating/Promoting/Assisting Gambling		0	0	0
			Gambling Equipment Violations		0	0	0
			Sports Tampering		0	0	0
			Pornography/Obscene Material		0	0	0
			Prostitution		0	0	0
			Assisting or Promoting Prostitution		0	0	0
			Purchasing Prostitution		0	0	0
			Weapon Law Violations		1	0	0
			Animal Cruelty		0	0	0
			Total Group A Offenses		14	5	3
							1

(*) Offenses are counted using the FBI Units of Count for Crime

(**) The 'Arrests' column shows arrests made for incidents during the selected period, regardless of arrest date. Arrest counts for the same period may change over time.

This report is valid as of August 22, 2024 and is subject to change

Richmond PD - ME0120300 - NIBRS Agency Crime Overview - 2023

2023 Population Estimate		3,598	Offenses (*)		Arrests (**)		
			Reported	Cleared	Adult	Juvenile	
Offense Overview			Crimes Against Persons				
Offense Total	12		Murder and Nonnegligent Manslaughter	0	0	0	
Number Cleared	0		Negligent Manslaughter	0	0	0	
Percent Cleared	0.00 %		Kidnapping/Abduction	0	0	0	
Group A Crimes per 100,000 population	333.5		Rape	0	0	0	
			Sodomy	0	0	0	
			Sexual Assault With An Object	0	0	0	
			Fondling	0	0	0	
			Incest	0	0	0	
Arrest Overview			Statutory Rape	0	0	0	
Total Arrests	0		Aggravated Assault	0	0	0	
Adult Arrests	0		Simple Assault	1	0	0	
Juvenile Arrests	0		Intimidation	2	0	0	
Unknown Age	0		Human Trafficking, Commercial Sex Acts	0	0	0	
Arrests per 100,000 population	0.0		Human Trafficking, Involuntary Servitude	0	0	0	
			Crimes Against Property				
Average number offenses/incident	1.00		Arson	0	0	0	
			Bribery	0	0	0	
			Burglary/Breaking & Entering	0	0	0	
			Counterfeiting/Forgery	0	0	0	
Group B Arrests				Destruction/Damage/Vandalism of Property	1	0	0
Offense	Adult	Juvenile	Embezzlement	0	0	0	0
Bad Checks	0	0	Extortion/Blackmail	0	0	0	0
Curfew/Loitering/Vagrancy Violations	0	0	False Pretenses/Swindle/Confidence Game	5	0	0	0
Disorderly Conduct	0	0	Credit Card/Automated Teller Machine Fraud	0	0	0	0
Driving Under the Influence	0	0	Impersonation	0	0	0	0
Drunkenness	0	0	Welfare Fraud	0	0	0	0
Family Offenses (Nonviolent)	0	0	Wire Fraud	0	0	0	0
Liquor Law Violations	0	0	Identity Theft	0	0	0	0
Peeping Tom	0	0	Hacking/Computer Invasion	0	0	0	0
Trespass of Real Property	0	0	Robbery	0	0	0	0
All Other Offenses	0	0	Pocket-picking	0	0	0	0
Total Group B	0	0	Purse-snatching	0	0	0	0
			Shoplifting	1	0	0	0
			Theft From Building	0	0	0	0
			Theft From Coin Operated Machine or Device	0	0	0	0
			Theft From Motor Vehicle	0	0	0	0
			Theft of Motor Vehicle Parts/Accessories	0	0	0	0
			All Other Larceny	1	0	0	0
			Motor Vehicle Theft	1	0	0	0
			Stolen Property Offenses	0	0	0	0
			Crimes Against Society				
			Drug/Narcotic Violations	0	0	0	0
			Drug Equipment Violations	0	0	0	0
			Betting/Wagering	0	0	0	0
			Operating/Promoting/Assisting Gambling	0	0	0	0
			Gambling Equipment Violations	0	0	0	0
			Sports Tampering	0	0	0	0
			Pornography/Obscene Material	0	0	0	0
			Prostitution	0	0	0	0
			Assisting or Promoting Prostitution	0	0	0	0
			Purchasing Prostitution	0	0	0	0
			Weapon Law Violations	0	0	0	0
			Animal Cruelty	0	0	0	0
			Total Group A Offenses	12	0	0	0

(*) Offenses are counted using the FBI Units of Count for Crime

(**) The 'Arrests' column shows arrests made for incidents during the selected period, regardless of arrest date. Arrest counts for the same period may change over time.

This report is valid as of August 22, 2024 and is subject to change

Rockland PD - ME0070200 - NIBRS Agency Crime Overview - 2023

2023 Population Estimate		7,031		Offenses (*)		Arrests (**)	
Offense Overview		Group A Offenses		Reported	Cleared	Adult	Juvenile
		Crimes Against Persons					
Offense Total	261	Murder and Nonnegligent Manslaughter		0	0	0	0
Number Cleared	32	Negligent Manslaughter		0	0	0	0
Percent Cleared	12.26 %	Kidnapping/Abduction		1	1	1	0
Group A Crimes per 100,000 population	3,712.1	Rape		2	0	0	0
		Sodomy		0	0	0	0
		Sexual Assault With An Object		0	0	0	0
		Fondling		0	0	0	0
		Incest		0	0	0	0
		Statutory Rape		0	0	0	0
Total Arrests	68	Aggravated Assault		3	2	0	0
Adult Arrests	67	Simple Assault		44	6	6	0
Juvenile Arrests	1	Intimidation		75	3	1	0
Unknown Age	0	Human Trafficking, Commercial Sex Acts		0	0	0	0
Arrests per 100,000 population	967.1	Human Trafficking, Involuntary Servitude		0	0	0	0
		Crimes Against Property					
		Arson		0	0	0	0
		Bribery		0	0	0	0
		Burglary/Breaking & Entering		8	1	0	1
		Counterfeiting/Forgery		0	0	0	0
		Destruction/Damage/Vandalism of Property		10	0	0	0
		Embezzlement		0	0	0	0
		Extortion/Blackmail		0	0	0	0
		False Pretenses/Swindle/Confidence Game		13	0	0	0
		Credit Card/Automated Teller Machine Fraud		0	0	0	0
		Impersonation		0	0	0	0
		Welfare Fraud		0	0	0	0
		Wire Fraud		0	0	0	0
		Identity Theft		0	0	0	0
		Hacking/Computer Invasion		0	0	0	0
		Robbery		2	1	1	0
		Pocket-picking		1	0	0	0
		Purse-snatching		0	0	0	0
		Shoplifting		21	2	0	0
		Theft From Building		1	1	0	0
		Theft From Coin Operated Machine or Device		0	0	0	0
		Theft From Motor Vehicle		7	0	0	0
		Theft of Motor Vehicle Parts/Accessories		0	0	0	0
		All Other Larceny		40	3	3	0
		Motor Vehicle Theft		6	0	0	0
		Stolen Property Offenses		0	0	0	0
		Crimes Against Society					
		Drug/Narcotic Violations		26	12	12	0
		Drug Equipment Violations		0	0	0	0
		Betting/Wagering		0	0	0	0
		Operating/Promoting/Assisting Gambling		0	0	0	0
		Gambling Equipment Violations		0	0	0	0
		Sports Tampering		0	0	0	0
		Pornography/Obscene Material		0	0	0	0
		Prostitution		0	0	0	0
		Assisting or Promoting Prostitution		0	0	0	0
		Purchasing Prostitution		0	0	0	0
		Weapon Law Violations		1	0	0	0
		Animal Cruelty		0	0	0	0
		Total Group A Offenses		261	32	24	1

Group B Arrests		
Offense	Adult	Juvenile
Bad Checks	0	0
Curfew/Loitering/Vagrancy Violations	0	0
Disorderly Conduct	2	0
Driving Under the Influence	7	0
Drunkenness	0	0
Family Offenses (Nonviolent)	0	0
Liquor Law Violations	0	0
Peeping Tom	0	0
Trespass of Real Property	0	0
All Other Offenses	34	0
Total Group B	43	0

(*) Offenses are counted using the FBI Units of Count for Crime

(**) The 'Arrests' column shows arrests made for incidents during the selected period, regardless of arrest date. Arrest counts for the same period may change over time.

This report is valid as of August 22, 2024 and is subject to change

Rockport PD - ME0070400 - NIBRS Agency Crime Overview - 2023

2023 Population Estimate		3,740	Offenses (*)		Arrests (**)	
			Reported	Cleared	Adult	Juvenile
Offense Overview			Crimes Against Persons			
Offense Total	82		Murder and Nonnegligent Manslaughter	0	0	0
Number Cleared	28		Negligent Manslaughter	0	0	0
Percent Cleared	34.15 %		Kidnapping/Abduction	0	0	0
Group A Crimes per 100,000 population	2,192.5		Rape	0	0	0
			Sodomy	0	0	0
			Sexual Assault With An Object	0	0	0
			Fondling	0	0	0
			Incest	0	0	0
Arrest Overview			Statutory Rape	0	0	0
Total Arrests	65		Aggravated Assault	0	0	2
Adult Arrests	65		Simple Assault	17	10	8
Juvenile Arrests	0		Intimidation	16	1	1
Unknown Age	0		Human Trafficking, Commercial Sex Acts	0	0	0
Arrests per 100,000 population	1,738.0		Human Trafficking, Involuntary Servitude	0	0	0
		Crimes Against Property				
Average number offenses/incident	1.06		Arson	0	0	0
			Bribery	0	0	0
			Burglary/Breaking & Entering	4	2	3
Group B Arrests			Counterfeiting/Forgery	0	0	0
Offense	Adult	Juvenile	Destruction/Damage/Vandalism of Property	17	8	5
Bad Checks	0	0	Embezzlement	0	0	0
Curfew/Loitering/Vagrancy Violations	0	0	Extortion/Blackmail	0	0	0
Disorderly Conduct	2	0	False Pretenses/Swindle/Confidence Game	0	0	0
Driving Under the Influence	11	0	Credit Card/Automated Teller Machine Fraud	0	0	0
Drunkenness	0	0	Impersonation	0	0	0
Family Offenses (Nonviolent)	1	0	Welfare Fraud	0	0	0
Liquor Law Violations	1	0	Wire Fraud	0	0	0
Peeping Tom	0	0	Identity Theft	0	0	0
Trespass of Real Property	2	0	Hacking/Computer Invasion	0	0	0
All Other Offenses	24	0	Robbery	0	0	0
Total Group B	41	0	Pocket-picking	0	0	0
			Purse-snatching	1	1	0
			Shoplifting	0	0	0
			Theft From Building	0	0	0
			Theft From Coin Operated Machine or Device	0	0	0
			Theft From Motor Vehicle	1	0	0
			Theft of Motor Vehicle Parts/Accessories	0	0	0
			All Other Larceny	20	5	4
			Motor Vehicle Theft	3	0	0
			Stolen Property Offenses	0	0	0
			Crimes Against Society			
			Drug/Narcotic Violations	2	0	0
			Drug Equipment Violations	0	0	0
			Betting/Wagering	0	0	0
			Operating/Promoting/Assisting Gambling	0	0	0
			Gambling Equipment Violations	0	0	0
			Sports Tampering	0	0	0
			Pornography/Obscene Material	0	0	0
			Prostitution	0	0	0
			Assisting or Promoting Prostitution	0	0	0
			Purchasing Prostitution	0	0	0
			Weapon Law Violations	1	1	1
			Animal Cruelty	0	0	0
			Total Group A Offenses	82	28	24

(*) Offenses are counted using the FBI Units of Count for Crime

(**) The 'Arrests' column shows arrests made for incidents during the selected period, regardless of arrest date. Arrest counts for the same period may change over time.

This report is valid as of August 22, 2024 and is subject to change

Rumford PD - ME0090100 - NIBRS Agency Crime Overview - 2023

2023 Population Estimate		5,966	Offenses (*)		Arrests (**)	
			Reported	Cleared	Adult	Juvenile
Offense Overview			Crimes Against Persons			
Offense Total	424		Murder and Nonnegligent Manslaughter	0	0	0
Number Cleared	111		Negligent Manslaughter	0	0	0
Percent Cleared	26.18 %		Kidnapping/Abduction	0	0	0
Group A Crimes per 100,000 population	7,106.9		Rape	8	4	1
			Sodomy	0	0	0
			Sexual Assault With An Object	0	0	0
			Fondling	2	1	1
			Incest	0	0	0
Arrest Overview			Statutory Rape	0	0	0
Total Arrests	97		Aggravated Assault	1	1	2
Adult Arrests	97		Simple Assault	27	13	16
Juvenile Arrests	0		Intimidation	146	16	4
Unknown Age	0		Human Trafficking, Commercial Sex Acts	0	0	0
Arrests per 100,000 population	1,625.9		Human Trafficking, Involuntary Servitude	0	0	0
		Crimes Against Property				
Average number offenses/incident	1.04		Arson	0	0	0
			Bribery	0	0	0
			Burglary/Breaking & Entering	10	4	3
Group B Arrests			Counterfeiting/Forgery	1	1	0
Offense	Adult	Juvenile	Destruction/Damage/Vandalism of Property	28	0	0
Bad Checks	0	0	Embezzlement	0	0	0
Curfew/Loitering/Vagrancy Violations	0	0	Extortion/Blackmail	1	0	0
Disorderly Conduct	0	0	False Pretenses/Swindle/Confidence Game	12	0	0
Driving Under the Influence	1	0	Credit Card/Automated Teller Machine Fraud	0	0	0
Drunkenness	0	0	Impersonation	0	0	0
Family Offenses (Nonviolent)	0	0	Welfare Fraud	0	0	0
Liquor Law Violations	0	0	Wire Fraud	1	0	0
Peeping Tom	0	0	Identity Theft	0	0	0
Trespass of Real Property	0	0	Hacking/Computer Invasion	0	0	0
All Other Offenses	8	0	Robbery	0	0	0
Total Group B	9	0	Pocket-picking	0	0	0
			Purse-snatching	0	0	0
			Shoplifting	26	11	0
			Theft From Building	0	0	0
			Theft From Coin Operated Machine or Device	0	0	0
			Theft From Motor Vehicle	3	0	0
			Theft of Motor Vehicle Parts/Accessories	0	0	0
			All Other Larceny	59	9	19
			Motor Vehicle Theft	4	0	0
			Stolen Property Offenses	1	1	0
			Crimes Against Society			
			Drug/Narcotic Violations	79	43	39
			Drug Equipment Violations	0	0	0
			Betting/Wagering	0	0	0
			Operating/Promoting/Assisting Gambling	0	0	0
			Gambling Equipment Violations	0	0	0
			Sports Tampering	0	0	0
			Pornography/Obscene Material	1	0	0
			Prostitution	2	1	0
			Assisting or Promoting Prostitution	0	0	0
			Purchasing Prostitution	0	0	0
			Weapon Law Violations	11	5	2
			Animal Cruelty	1	1	1
			Total Group A Offenses	424	111	88

(*) Offenses are counted using the FBI Units of Count for Crime

(**) The 'Arrests' column shows arrests made for incidents during the selected period, regardless of arrest date. Arrest counts for the same period may change over time.

This report is valid as of August 22, 2024 and is subject to change

Sabattus PD - ME0010700 - NIBRS Agency Crime Overview - 2023

2023 Population Estimate		5,127	Offenses (*)		Arrests (**)		
			Reported	Cleared	Adult	Juvenile	
Offense Overview			Crimes Against Persons				
Offense Total	83		Murder and Nonnegligent Manslaughter	0	0	0	
Number Cleared	55		Negligent Manslaughter	0	0	0	
Percent Cleared	66.27 %		Kidnapping/Abduction	0	0	0	
Group A Crimes per 100,000 population	1,618.9		Rape	0	0	0	
			Sodomy	0	0	0	
			Sexual Assault With An Object	0	0	0	
			Fondling	2	1	1	
			Incest	0	0	0	
Arrest Overview			Statutory Rape	0	0	0	
Total Arrests	127		Aggravated Assault	2	1	0	
Adult Arrests	121		Simple Assault	22	17	1	
Juvenile Arrests	6		Intimidation	6	5	1	
Unknown Age	0		Human Trafficking, Commercial Sex Acts	0	0	0	
			Human Trafficking, Involuntary Servitude	0	0	0	
Arrests per 100,000 population	2,477.1		Crimes Against Property				
Average number offenses/incident	1.14		Arson	0	0	0	
			Bribery	0	0	0	
			Burglary/Breaking & Entering	1	0	0	
			Counterfeiting/Forgery	2	2	1	
			Destruction/Damage/Vandalism of Property	11	6	2	
Group B Arrests			Embezzlement	0	0	0	
Offense	Adult	Juvenile	Extortion/Blackmail	0	0	0	
Bad Checks	0	0	False Pretenses/Swindle/Confidence Game	1	1	0	
Curfew/Loitering/Vagrancy Violations	0	0	Credit Card/Automated Teller Machine Fraud	1	0	0	
Disorderly Conduct	1	0	Impersonation	0	0	0	
Driving Under the Influence	21	0	Welfare Fraud	0	0	0	
Drunkenness	0	0	Wire Fraud	0	0	0	
Family Offenses (Nonviolent)	0	0	Identity Theft	0	0	0	
Liquor Law Violations	0	0	Hacking/Computer Invasion	0	0	0	
Peeping Tom	0	0	Robbery	0	0	0	
Trespass of Real Property	10	0	Pocket-picking	0	0	0	
All Other Offenses	61	1	Purse-snatching	0	0	0	
Total Group B	93	1	Shoplifting	0	0	0	
			Theft From Building	0	0	0	
			Theft From Coin Operated Machine or Device	0	0	0	
			Theft From Motor Vehicle	0	0	0	
			Theft of Motor Vehicle Parts/Accessories	0	0	0	
			All Other Larceny	12	4	3	
			Motor Vehicle Theft	6	3	1	
			Stolen Property Offenses	0	0	0	
			Crimes Against Society				
			Drug/Narcotic Violations	13	13	2	1
			Drug Equipment Violations	0	0	0	0
			Betting/Wagering	0	0	0	0
			Operating/Promoting/Assisting Gambling	0	0	0	0
Gambling Equipment Violations	0	0	0	0			
Sports Tampering	0	0	0	0			
Pornography/Obscene Material	1	0	0	0			
Prostitution	0	0	0	0			
Assisting or Promoting Prostitution	0	0	0	0			
Purchasing Prostitution	0	0	0	0			
Weapon Law Violations	2	2	0	0			
Animal Cruelty	1	0	0	0			
Total Group A Offenses			83	55	28	5	

(*) Offenses are counted using the FBI Units of Count for Crime

(**) The 'Arrests' column shows arrests made for incidents during the selected period, regardless of arrest date. Arrest counts for the same period may change over time.

This report is valid as of August 22, 2024 and is subject to change

Saco PD - ME0160400 - NIBRS Agency Crime Overview - 2023

2023 Population Estimate		21,103	Offenses (*)		Arrests (**)	
			Reported	Cleared	Adult	Juvenile
Offense Overview			Crimes Against Persons			
Offense Total	848		Murder and Nonnegligent Manslaughter	0	0	0
Number Cleared	251		Negligent Manslaughter	0	0	0
Percent Cleared	29.60 %		Kidnapping/Abduction	0	0	0
Group A Crimes per 100,000 population	4,018.4		Rape	6	1	0
			Sodomy	1	0	0
			Sexual Assault With An Object	0	0	0
			Fondling	2	0	0
			Incest	0	0	0
Arrest Overview			Statutory Rape	1	0	0
Total Arrests	610		Aggravated Assault	16	8	0
Adult Arrests	557		Simple Assault	141	77	60
Juvenile Arrests	53		Intimidation	49	16	11
Unknown Age	0		Human Trafficking, Commercial Sex Acts	0	0	0
Arrests per 100,000 population	2,890.6		Human Trafficking, Involuntary Servitude	0	0	0
		Crimes Against Property				
Average number offenses/incident	1.10		Arson	2	0	0
			Bribery	0	0	0
			Burglary/Breaking & Entering	29	8	0
			Counterfeiting/Forgery	29	4	3
Group B Arrests			Destruction/Damage/Vandalism of Property	128	39	16
Offense	Adult	Juvenile	Embezzlement	1	0	0
Bad Checks	0	0	Extortion/Blackmail	2	0	0
Curfew/Loitering/Vagrancy Violations	0	0	False Pretenses/Swindle/Confidence Game	66	3	2
Disorderly Conduct	8	0	Credit Card/Automated Teller Machine Fraud	15	0	0
Driving Under the Influence	145	0	Impersonation	1	0	0
Drunkenness	0	0	Welfare Fraud	0	0	0
Family Offenses (Nonviolent)	0	0	Wire Fraud	1	0	0
Liquor Law Violations	0	1	Identity Theft	3	0	0
Peeping Tom	0	0	Hacking/Computer Invasion	0	0	0
Trespass of Real Property	22	1	Robbery	2	0	0
All Other Offenses	241	7	Pocket-picking	0	0	0
Total Group B	416	9	Purse-snatching	0	0	0
			Shoplifting	35	12	11
			Theft From Building	28	9	3
			Theft From Coin Operated Machine or Device	0	0	0
			Theft From Motor Vehicle	50	0	0
			Theft of Motor Vehicle Parts/Accessories	14	1	0
			All Other Larceny	128	16	8
			Motor Vehicle Theft	30	7	3
			Stolen Property Offenses	2	0	0
			Crimes Against Society			
			Drug/Narcotic Violations	53	48	15
			Drug Equipment Violations	2	1	1
			Betting/Wagering	0	0	0
			Operating/Promoting/Assisting Gambling	0	0	0
			Gambling Equipment Violations	0	0	0
			Sports Tampering	0	0	0
			Pornography/Obscene Material	5	0	0
			Prostitution	0	0	0
			Assisting or Promoting Prostitution	0	0	0
			Purchasing Prostitution	0	0	0
			Weapon Law Violations	4	1	0
			Animal Cruelty	2	0	0
			Total Group A Offenses	848	251	141
						44

(*) Offenses are counted using the FBI Units of Count for Crime

(**) The 'Arrests' column shows arrests made for incidents during the selected period, regardless of arrest date. Arrest counts for the same period may change over time.

This report is valid as of August 22, 2024 and is subject to change

Sagadahoc SO - ME0120000 - NIBRS Agency Crime Overview - 2023

2023 Population Estimate		13,239	Offenses (*)		Arrests (**)	
			Reported	Cleared	Adult	Juvenile
Offense Overview			Crimes Against Persons			
Offense Total	227		Murder and Nonnegligent Manslaughter	0	0	0
Number Cleared	144		Negligent Manslaughter	0	0	0
Percent Cleared	63.44 %		Kidnapping/Abduction	0	0	0
Group A Crimes per 100,000 population	1,714.6		Rape	0	0	0
			Sodomy	0	0	0
			Sexual Assault With An Object	0	0	0
			Fondling	0	0	0
			Incest	0	0	0
Arrest Overview			Statutory Rape	0	0	0
Total Arrests	215		Aggravated Assault	3	3	3
Adult Arrests	195		Simple Assault	27	24	20
Juvenile Arrests	20		Intimidation	66	62	7
Unknown Age	0		Human Trafficking, Commercial Sex Acts	0	0	0
Arrests per 100,000 population	1,624.0		Human Trafficking, Involuntary Servitude	0	0	0
			Crimes Against Property			
Average number offenses/incident	1.09		Arson	0	0	0
			Bribery	0	0	0
			Burglary/Breaking & Entering	10	8	4
Group B Arrests			Counterfeiting/Forgery	3	0	0
Offense	Adult	Juvenile	Destruction/Damage/Vandalism of Property	12	10	5
Bad Checks	0	0	Embezzlement	0	0	0
Curfew/Loitering/Vagrancy Violations	0	0	Extortion/Blackmail	0	0	0
Disorderly Conduct	3	0	False Pretenses/Swindle/Confidence Game	34	1	0
Driving Under the Influence	74	0	Credit Card/Automated Teller Machine Fraud	0	0	0
Drunkenness	0	0	Impersonation	0	0	0
Family Offenses (Nonviolent)	0	0	Welfare Fraud	0	0	0
Liquor Law Violations	11	5	Wire Fraud	0	0	0
Peeping Tom	0	0	Identity Theft	0	0	0
Trespass of Real Property	5	4	Hacking/Computer Invasion	0	0	0
All Other Offenses	33	3	Robbery	0	0	0
Total Group B	126	12	Pocket-picking	0	0	0
			Purse-snatching	0	0	0
			Shoplifting	8	4	2
			Theft From Building	4	1	0
			Theft From Coin Operated Machine or Device	0	0	0
			Theft From Motor Vehicle	6	0	0
			Theft of Motor Vehicle Parts/Accessories	4	0	0
			All Other Larceny	19	3	4
			Motor Vehicle Theft	9	6	3
			Stolen Property Offenses	1	1	1
			Crimes Against Society			
			Drug/Narcotic Violations	17	17	18
			Drug Equipment Violations	0	0	0
			Betting/Wagering	0	0	0
			Operating/Promoting/Assisting Gambling	0	0	0
			Gambling Equipment Violations	0	0	0
			Sports Tampering	0	0	0
			Pornography/Obscene Material	0	0	0
			Prostitution	0	0	0
			Assisting or Promoting Prostitution	0	0	0
			Purchasing Prostitution	0	0	0
			Weapon Law Violations	4	4	2
			Animal Cruelty	0	0	0
			Total Group A Offenses	227	144	69
						8

(*) Offenses are counted using the FBI Units of Count for Crime

(**) The 'Arrests' column shows arrests made for incidents during the selected period, regardless of arrest date. Arrest counts for the same period may change over time.

This report is valid as of August 22, 2024 and is subject to change

Sanford PD - ME0160500 - NIBRS Agency Crime Overview - 2023

2023 Population Estimate		22,416	Offenses (*)		Arrests (**)		
			Reported	Cleared	Adult	Juvenile	
Offense Overview			Crimes Against Persons				
Offense Total	1,390		Murder and Nonnegligent Manslaughter	0	0	0	
Number Cleared	344		Negligent Manslaughter	2	0	0	
Percent Cleared	24.75 %		Kidnapping/Abduction	0	0	0	
Group A Crimes per 100,000 population	6,200.9		Rape	16	0	0	
			Sodomy	0	0	0	
			Sexual Assault With An Object	0	0	0	
			Fondling	18	0	0	
			Incest	0	0	0	
Arrest Overview			Statutory Rape	4	1	0	
Total Arrests	710		Aggravated Assault	19	13	2	
Adult Arrests	609		Simple Assault	233	87	33	
Juvenile Arrests	101		Intimidation	78	18	3	
Unknown Age	0		Human Trafficking, Commercial Sex Acts	0	0	0	
Arrests per 100,000 population	3,167.4		Human Trafficking, Involuntary Servitude	0	0	0	
		Crimes Against Property					
Average number offenses/incident	1.12		Arson	3	1	0	
			Bribery	0	0	0	
			Burglary/Breaking & Entering	54	8	10	
			Counterfeiting/Forgery	15	2	0	
Group B Arrests			Destruction/Damage/Vandalism of Property	232	38	10	
Offense	Adult	Juvenile	Embezzlement	0	0	0	
Bad Checks	0	0	Extortion/Blackmail	2	0	0	
Curfew/Loitering/Vagrancy Violations	0	2	False Pretenses/Swindle/Confidence Game	60	6	0	
Disorderly Conduct	6	10	Credit Card/Automated Teller Machine Fraud	33	2	0	
Driving Under the Influence	47	0	Impersonation	0	0	0	
Drunkenness	0	0	Welfare Fraud	0	0	0	
Family Offenses (Nonviolent)	1	0	Wire Fraud	0	0	0	
Liquor Law Violations	5	1	Identity Theft	8	0	0	
Peeping Tom	0	0	Hacking/Computer Invasion	0	0	0	
Trespass of Real Property	31	6	Robbery	6	2	0	
All Other Offenses	291	3	Pocket-picking	0	0	0	
Total Group B	381	22	Purse-snatching	0	0	0	
			Shoplifting	0	0	0	
			Theft From Building	0	0	0	
			Theft From Coin Operated Machine or Device	0	0	0	
			Theft From Motor Vehicle	74	6	0	
			Theft of Motor Vehicle Parts/Accessories	12	1	0	
			All Other Larceny	436	117	13	
			Motor Vehicle Theft	32	8	0	
			Stolen Property Offenses	0	0	0	
			Crimes Against Society				
			Drug/Narcotic Violations	40	28	8	
			Drug Equipment Violations	2	1	0	
			Betting/Wagering	0	0	0	
			Operating/Promoting/Assisting Gambling	0	0	0	
			Gambling Equipment Violations	0	0	0	
			Sports Tampering	0	0	0	
			Pornography/Obscene Material	6	0	0	
			Prostitution	0	0	0	
			Assisting or Promoting Prostitution	0	0	0	
			Purchasing Prostitution	0	0	0	
			Weapon Law Violations	5	5	0	
			Animal Cruelty	0	0	0	
			Total Group A Offenses			1,390	344
					228	79	

(*) Offenses are counted using the FBI Units of Count for Crime

(**) The 'Arrests' column shows arrests made for incidents during the selected period, regardless of arrest date. Arrest counts for the same period may change over time.

This report is valid as of August 22, 2024 and is subject to change

Scarborough PD - ME0030700 - NIBRS Agency Crime Overview - 2023

2023 Population Estimate		23,722	Offenses (*)		Arrests (**)	
			Reported	Cleared	Adult	Juvenile
Offense Overview			Crimes Against Persons			
Offense Total	692		Murder and Nonnegligent Manslaughter	0	0	0
Number Cleared	273		Negligent Manslaughter	0	0	0
Percent Cleared	39.45 %		Kidnapping/Abduction	1	1	0
Group A Crimes per 100,000 population	2,917.1		Rape	1	0	0
			Sodomy	0	0	0
			Sexual Assault With An Object	0	0	0
			Fondling	4	0	0
			Incest	0	0	0
Arrest Overview			Statutory Rape	1	0	0
Total Arrests	531		Aggravated Assault	9	5	4
Adult Arrests	509		Simple Assault	58	39	34
Juvenile Arrests	21		Intimidation	37	11	8
Unknown Age	1		Human Trafficking, Commercial Sex Acts	0	0	0
			Human Trafficking, Involuntary Servitude	0	0	0
Arrests per 100,000 population	2,238.4		Crimes Against Property			
Average number offenses/incident	1.15		Arson	0	0	0
			Bribery	0	0	0
			Burglary/Breaking & Entering	24	3	3
			Counterfeiting/Forgery	17	4	2
			Destruction/Damage/Vandalism of Property	71	10	4
Group B Arrests				Embezzlement	0	0
Offense	Adult	Juvenile	Extortion/Blackmail	4	0	0
Bad Checks	0	0	False Pretenses/Swindle/Confidence Game	42	3	2
Curfew/Loitering/Vagrancy Violations	0	0	Credit Card/Automated Teller Machine Fraud	13	0	0
Disorderly Conduct	7	0	Impersonation	11	2	1
Driving Under the Influence	79	2	Welfare Fraud	0	0	0
Drunkenness	0	0	Wire Fraud	0	0	0
Family Offenses (Nonviolent)	2	0	Identity Theft	3	0	0
Liquor Law Violations	7	6	Hacking/Computer Invasion	0	0	0
Peeping Tom	0	0	Robbery	3	1	1
Trespass of Real Property	13	1	Pocket-picking	0	0	0
All Other Offenses	192	5	Purse-snatching	0	0	0
Total Group B	300	14	Shoplifting	123	58	52
			Theft From Building	1	0	0
			Theft From Coin Operated Machine or Device	0	0	0
			Theft From Motor Vehicle	17	1	1
			Theft of Motor Vehicle Parts/Accessories	0	0	0
			All Other Larceny	150	48	41
			Motor Vehicle Theft	6	3	2
			Stolen Property Offenses	0	0	0
			Crimes Against Society			
			Drug/Narcotic Violations	85	77	51
			Drug Equipment Violations	4	4	1
			Betting/Wagering	0	0	0
			Operating/Promoting/Assisting Gambling	0	0	0
			Gambling Equipment Violations	0	0	0
			Sports Tampering	0	0	0
			Pornography/Obscene Material	2	0	0
			Prostitution	0	0	0
			Assisting or Promoting Prostitution	0	0	0
			Purchasing Prostitution	0	0	0
			Weapon Law Violations	5	3	1
			Animal Cruelty	0	0	0
			Total Group A Offenses	692	273	209
						7

(*) Offenses are counted using the FBI Units of Count for Crime

(**) The 'Arrests' column shows arrests made for incidents during the selected period, regardless of arrest date. Arrest counts for the same period may change over time.

This report is valid as of August 22, 2024 and is subject to change

Searsport PD - ME0140200 - NIBRS Agency Crime Overview - 2023

2023 Population Estimate		2,658	Offenses (*)		Arrests (**)	
			Reported	Cleared	Adult	Juvenile
Offense Overview			Crimes Against Persons			
Offense Total	7		Murder and Nonnegligent Manslaughter	0	0	0
Number Cleared	6		Negligent Manslaughter	0	0	0
Percent Cleared	85.71 %		Kidnapping/Abduction	0	0	0
Group A Crimes per 100,000 population	263.4		Rape	0	0	0
			Sodomy	0	0	0
			Sexual Assault With An Object	0	0	0
			Fondling	0	0	0
			Incest	0	0	0
			Statutory Rape	0	0	0
			Aggravated Assault	2	2	0
Total Arrests	6		Simple Assault	2	2	1
Adult Arrests	5		Intimidation	0	0	0
Juvenile Arrests	1		Human Trafficking, Commercial Sex Acts	0	0	0
Unknown Age	0		Human Trafficking, Involuntary Servitude	0	0	0
Arrests per 100,000 population	225.7		Crimes Against Property			
Average number offenses/incident	1.00		Arson	0	0	0
			Bribery	0	0	0
			Burglary/Breaking & Entering	2	2	2
			Counterfeiting/Forgery	0	0	0
Group B Arrests						
Offense	Adult	Juvenile	Destruction/Damage/Vandalism of Property	0	0	0
Bad Checks	0	0	Embezzlement	0	0	0
Curfew/Loitering/Vagrancy Violations	0	0	Extortion/Blackmail	0	0	0
Disorderly Conduct	0	0	False Pretenses/Swindle/Confidence Game	0	0	0
Driving Under the Influence	0	0	Credit Card/Automated Teller Machine Fraud	0	0	0
Drunkenness	0	0	Impersonation	0	0	0
Family Offenses (Nonviolent)	0	0	Welfare Fraud	0	0	0
Liquor Law Violations	0	0	Wire Fraud	0	0	0
Peeping Tom	0	0	Identity Theft	0	0	0
Trespass of Real Property	0	0	Hacking/Computer Invasion	0	0	0
All Other Offenses	2	0	Robbery	0	0	0
Total Group B	2	0	Pocket-picking	0	0	0
			Purse-snatching	0	0	0
			Shoplifting	0	0	0
			Theft From Building	0	0	0
			Theft From Coin Operated Machine or Device	0	0	0
			Theft From Motor Vehicle	1	0	0
			Theft of Motor Vehicle Parts/Accessories	0	0	0
			All Other Larceny	0	0	0
			Motor Vehicle Theft	0	0	0
			Stolen Property Offenses	0	0	0
			Crimes Against Society			
			Drug/Narcotic Violations	0	0	0
			Drug Equipment Violations	0	0	0
			Betting/Wagering	0	0	0
			Operating/Promoting/Assisting Gambling	0	0	0
			Gambling Equipment Violations	0	0	0
			Sports Tampering	0	0	0
			Pornography/Obscene Material	0	0	0
			Prostitution	0	0	0
			Assisting or Promoting Prostitution	0	0	0
			Purchasing Prostitution	0	0	0
			Weapon Law Violations	0	0	0
			Animal Cruelty	0	0	0
			Total Group A Offenses	7	6	3

(*) Offenses are counted using the FBI Units of Count for Crime

(**) The 'Arrests' column shows arrests made for incidents during the selected period, regardless of arrest date. Arrest counts for the same period may change over time.

This report is valid as of August 22, 2024 and is subject to change

Skowhegan PD - ME0130200 - NIBRS Agency Crime Overview - 2023

2023 Population Estimate		8,686	Group A Offenses		Offenses (*)		Arrests (**)	
				Reported	Cleared	Adult	Juvenile	
Offense Overview			Crimes Against Persons					
Offense Total	642		Murder and Nonnegligent Manslaughter	0	0	0	0	
Number Cleared	230		Negligent Manslaughter	0	0	0	0	
Percent Cleared	35.83 %		Kidnapping/Abduction	0	0	0	0	
Group A Crimes per 100,000 population	7,391.2		Rape	4	0	0	0	
			Sodomy	0	0	0	0	
			Sexual Assault With An Object	1	0	0	0	
			Fondling	7	0	0	0	
			Incest	0	0	0	0	
Arrest Overview								
Total Arrests	374		Statutory Rape	2	0	0	0	
Adult Arrests	347		Aggravated Assault	6	4	5	0	
Juvenile Arrests	27		Simple Assault	98	44	33	5	
Unknown Age	0		Intimidation	41	14	7	1	
Arrests per 100,000 population	4,305.8		Human Trafficking, Commercial Sex Acts	0	0	0	0	
			Human Trafficking, Involuntary Servitude	0	0	0	0	
		Crimes Against Property						
			Arson	1	0	0	0	
			Bribery	0	0	0	0	
Average number offenses/incident	1.08		Burglary/Breaking & Entering	22	6	5	3	
			Counterfeiting/Forgery	7	1	0	0	
			Destruction/Damage/Vandalism of Property	90	20	9	1	
Group B Arrests								
Offense	Adult	Juvenile	Embezzlement	0	0	0	0	
Bad Checks	7	0	Extortion/Blackmail	0	0	0	0	
Curfew/Loitering/Vagrancy Violations	0	0	False Pretenses/Swindle/Confidence Game	30	5	4	0	
Disorderly Conduct	4	0	Credit Card/Automated Teller Machine Fraud	2	0	0	0	
Driving Under the Influence	35	1	Impersonation	0	0	0	0	
Drunkenness	0	0	Welfare Fraud	0	0	0	0	
Family Offenses (Nonviolent)	0	0	Wire Fraud	0	0	0	0	
Liquor Law Violations	0	0	Identity Theft	0	0	0	0	
Peeping Tom	0	0	Hacking/Computer Invasion	0	0	0	0	
Trespass of Real Property	10	0	Robbery	2	1	1	0	
All Other Offenses	134	4	Pocket-picking	0	0	0	0	
Total Group B	190	5	Purse-snatching	0	0	0	0	
			Shoplifting	6	2	1	0	
			Theft From Building	0	0	0	0	
			Theft From Coin Operated Machine or Device	0	0	0	0	
			Theft From Motor Vehicle	14	2	1	1	
			Theft of Motor Vehicle Parts/Accessories	0	0	0	0	
			All Other Larceny	218	62	52	2	
			Motor Vehicle Theft	14	6	3	1	
			Stolen Property Offenses	0	0	0	0	
			Crimes Against Society					
			Drug/Narcotic Violations	68	60	35	7	
			Drug Equipment Violations	4	2	1	1	
			Betting/Wagering	0	0	0	0	
			Operating/Promoting/Assisting Gambling	0	0	0	0	
			Gambling Equipment Violations	0	0	0	0	
			Sports Tampering	0	0	0	0	
			Pornography/Obscene Material	3	0	0	0	
			Prostitution	0	0	0	0	
			Assisting or Promoting Prostitution	0	0	0	0	
			Purchasing Prostitution	0	0	0	0	
			Weapon Law Violations	2	1	0	0	
			Animal Cruelty	0	0	0	0	
Total Group A Offenses				642	230	157	22	

(*) Offenses are counted using the FBI Units of Count for Crime

(**) The 'Arrests' column shows arrests made for incidents during the selected period, regardless of arrest date. Arrest counts for the same period may change over time.

This report is valid as of August 22, 2024 and is subject to change

Somerset SO - ME0130000 - NIBRS Agency Crime Overview - 2023

2023 Population Estimate		32,202	Offenses (*)		Arrests (**)				
			Group A Offenses	Reported	Cleared	Adult	Juvenile		
Offense Overview			Crimes Against Persons						
Offense Total	916		Murder and Nonnegligent Manslaughter	0	0	0	0		
Number Cleared	446		Negligent Manslaughter	1	0	0	0		
Percent Cleared	48.69 %		Kidnapping/Abduction	0	0	0	0		
Group A Crimes per 100,000 population	2,844.5		Rape	4	1	0	0		
			Sodomy	0	0	0	0		
			Sexual Assault With An Object	0	0	0	0		
			Fondling	11	4	3	0		
			Incest	1	0	1	0		
Arrest Overview			Statutory Rape	2	2	1	0		
Total Arrests	786		Aggravated Assault	16	13	13	0		
Adult Arrests	743		Simple Assault	191	131	70	7		
Juvenile Arrests	43		Intimidation	61	50	14	6		
Unknown Age	0		Human Trafficking, Commercial Sex Acts	0	0	0	0		
Arrests per 100,000 population	2,440.8		Human Trafficking, Involuntary Servitude	0	0	0	0		
			Crimes Against Property						
			Arson	1	0	0	0		
Average number offenses/incident	1.10		Bribery	0	0	0	0		
			Burglary/Breaking & Entering	72	21	16	3		
			Counterfeiting/Forgery	9	5	1	0		
Group B Arrests			Destruction/Damage/Vandalism of Property	124	39	12	3		
Offense	Adult	Juvenile	Embezzlement	1	0	0	0		
Bad Checks	6	0	Extortion/Blackmail	1	0	0	0		
Curfew/Loitering/Vagrancy Violations	0	0	False Pretenses/Swindle/Confidence Game	27	14	5	0		
Disorderly Conduct	17	0	Credit Card/Automated Teller Machine Fraud	4	3	0	0		
Driving Under the Influence	148	1	Impersonation	1	0	0	0		
Drunkenness	0	0	Welfare Fraud	0	0	0	0		
Family Offenses (Nonviolent)	0	0	Wire Fraud	0	0	0	0		
Liquor Law Violations	3	2	Identity Theft	1	0	0	0		
Peeping Tom	0	0	Hacking/Computer Invasion	0	0	0	0		
Trespass of Real Property	12	9	Robbery	3	3	8	0		
All Other Offenses	301	5	Pocket-picking	0	0	0	0		
Total Group B	487	17	Purse-snatching	0	0	0	0		
			Shoplifting	0	0	0	0		
			Theft From Building	2	0	0	0		
			Theft From Coin Operated Machine or Device	0	0	0	0		
			Theft From Motor Vehicle	12	0	0	0		
			Theft of Motor Vehicle Parts/Accessories	0	0	0	0		
			All Other Larceny	265	92	51	7		
			Motor Vehicle Theft	43	11	8	0		
			Stolen Property Offenses	1	1	0	0		
			Crimes Against Society						
			Drug/Narcotic Violations	52	48	51	0		
			Drug Equipment Violations	1	1	0	0		
			Betting/Wagering	0	0	0	0		
			Operating/Promoting/Assisting Gambling	0	0	0	0		
			Gambling Equipment Violations	0	0	0	0		
			Sports Tampering	0	0	0	0		
			Pornography/Obscene Material	2	0	0	0		
			Prostitution	0	0	0	0		
			Assisting or Promoting Prostitution	0	0	0	0		
			Purchasing Prostitution	0	0	0	0		
			Weapon Law Violations	7	7	2	0		
			Animal Cruelty	0	0	0	0		
			Total Group A Offenses			916	446	256	26

(*) Offenses are counted using the FBI Units of Count for Crime

(**) The 'Arrests' column shows arrests made for incidents during the selected period, regardless of arrest date. Arrest counts for the same period may change over time.

This report is valid as of August 22, 2024 and is subject to change

South Berwick PD - ME0161300 - NIBRS Agency Crime Overview - 2023

2023 Population Estimate		7,768	Offenses (*)		Arrests (**)	
			Reported	Cleared	Adult	Juvenile
Offense Overview			Crimes Against Persons			
Offense Total	101		Murder and Nonnegligent Manslaughter	0	0	0
Number Cleared	32		Negligent Manslaughter	0	0	0
Percent Cleared	31.68 %		Kidnapping/Abduction	0	0	0
Group A Crimes per 100,000 population	1,300.2		Rape	2	0	0
			Sodomy	0	0	0
			Sexual Assault With An Object	0	0	0
			Fondling	1	0	0
			Incest	0	0	0
			Statutory Rape	3	0	0
Arrest Overview			Aggravated Assault	0	0	0
			Simple Assault	19	12	10
			Intimidation	4	1	0
			Human Trafficking, Commercial Sex Acts	0	0	0
			Human Trafficking, Involuntary Servitude	0	0	0
			Crimes Against Property			
Arrests per 100,000 population	849.6		Arson	0	0	0
			Bribery	0	0	0
			Burglary/Breaking & Entering	2	0	0
			Counterfeiting/Forgery	0	0	0
			Destruction/Damage/Vandalism of Property	14	1	0
			Embezzlement	0	0	0
Average number offenses/incident	1.04		Extortion/Blackmail	0	0	0
			False Pretenses/Swindle/Confidence Game	4	3	0
			Credit Card/Automated Teller Machine Fraud	1	0	0
			Impersonation	0	0	0
			Welfare Fraud	0	0	0
			Wire Fraud	7	0	0
Group B Arrests						
Offense	Adult	Juvenile				
Bad Checks	0	0				
Curfew/Loitering/Vagrancy Violations	0	0				
Disorderly Conduct	3	0				
Driving Under the Influence	17	0				
Drunkenness	0	0				
Family Offenses (Nonviolent)	0	0				
Liquor Law Violations	1	0				
Peeping Tom	0	0				
Trespass of Real Property	1	0				
All Other Offenses	19	1				
Total Group B	41	1				
			Theft From Building	5	0	0
			Theft From Coin Operated Machine or Device	0	0	0
			Theft From Motor Vehicle	4	0	0
			Theft of Motor Vehicle Parts/Accessories	2	0	0
			All Other Larceny	11	2	2
			Motor Vehicle Theft	3	1	1
			Stolen Property Offenses	0	0	0
			Crimes Against Society			
			Drug/Narcotic Violations	16	11	6
			Drug Equipment Violations	0	0	0
			Betting/Wagering	0	0	0
			Operating/Promoting/Assisting Gambling	0	0	0
			Gambling Equipment Violations	0	0	0
			Sports Tampering	0	0	0
			Pornography/Obscene Material	0	0	0
			Prostitution	0	0	0
			Assisting or Promoting Prostitution	0	0	0
			Purchasing Prostitution	0	0	0
			Weapon Law Violations	1	1	0
			Animal Cruelty	0	0	0
			Total Group A Offenses	101	32	19
				5		

(*) Offenses are counted using the FBI Units of Count for Crime

(**) The 'Arrests' column shows arrests made for incidents during the selected period, regardless of arrest date. Arrest counts for the same period may change over time.

This report is valid as of August 22, 2024 and is subject to change

South Portland PD - ME0030600 - NIBRS Agency Crime Overview - 2023

2023 Population Estimate		27,256	Offenses (*)		Arrests (**)	
			Reported	Cleared	Adult	Juvenile
Offense Overview			Crimes Against Persons			
Offense Total	727		Murder and Nonnegligent Manslaughter	0	0	0
Number Cleared	251		Negligent Manslaughter	0	0	0
Percent Cleared	34.53 %		Kidnapping/Abduction	1	1	0
Group A Crimes per 100,000 population	2,667.3		Rape	10	0	0
			Sodomy	0	0	0
			Sexual Assault With An Object	0	0	0
			Fondling	1	0	0
			Incest	0	0	0
Arrest Overview			Statutory Rape	0	0	0
Total Arrests	473		Aggravated Assault	17	13	12
Adult Arrests	417		Simple Assault	83	56	38
Juvenile Arrests	56		Intimidation	34	13	9
Unknown Age	0		Human Trafficking, Commercial Sex Acts	0	0	0
Arrests per 100,000 population	1,735.4		Human Trafficking, Involuntary Servitude	0	0	0
		Crimes Against Property				
Average number offenses/incident	1.09		Arson	2	2	0
			Bribery	0	0	0
			Burglary/Breaking & Entering	18	3	3
			Counterfeiting/Forgery	13	3	2
Group B Arrests			Destruction/Damage/Vandalism of Property	97	16	8
Offense	Adult	Juvenile	Embezzlement	0	0	0
Bad Checks	0	0	Extortion/Blackmail	0	0	0
Curfew/Loitering/Vagrancy Violations	0	0	False Pretenses/Swindle/Confidence Game	21	1	0
Disorderly Conduct	2	3	Credit Card/Automated Teller Machine Fraud	7	0	0
Driving Under the Influence	82	0	Impersonation	3	0	0
Drunkenness	0	0	Welfare Fraud	1	1	0
Family Offenses (Nonviolent)	4	0	Wire Fraud	4	0	0
Liquor Law Violations	4	6	Identity Theft	2	0	0
Peeping Tom	0	0	Hacking/Computer Invasion	0	0	0
Trespass of Real Property	6	3	Robbery	3	1	1
All Other Offenses	113	13	Pocket-picking	4	0	0
Total Group B	211	25	Purse-snatching	3	0	0
			Shoplifting	125	40	34
			Theft From Building	20	1	1
			Theft From Coin Operated Machine or Device	0	0	0
			Theft From Motor Vehicle	45	2	2
			Theft of Motor Vehicle Parts/Accessories	7	0	0
			All Other Larceny	76	6	3
			Motor Vehicle Theft	23	9	8
			Stolen Property Offenses	2	1	2
			Crimes Against Society			
			Drug/Narcotic Violations	63	51	51
			Drug Equipment Violations	3	2	1
			Betting/Wagering	0	0	0
			Operating/Promoting/Assisting Gambling	0	0	0
			Gambling Equipment Violations	0	0	0
			Sports Tampering	0	0	0
			Pornography/Obscene Material	2	0	0
			Prostitution	1	0	0
			Assisting or Promoting Prostitution	26	26	26
			Purchasing Prostitution	0	0	0
			Weapon Law Violations	0	0	0
			Animal Cruelty	10	3	4
			Total Group A Offenses	727	251	206
						31

(*) Offenses are counted using the FBI Units of Count for Crime

(**) The 'Arrests' column shows arrests made for incidents during the selected period, regardless of arrest date. Arrest counts for the same period may change over time.

This report is valid as of August 22, 2024 and is subject to change

South West Harbor PD - ME0050800 - NIBRS Agency Crime Overview - 2023

2023 Population Estimate		1,847		Offenses (*)		Arrests (**)	
Offense Overview				Reported	Cleared	Adult	Juvenile
Offense Total		43		Group A Offenses		Crimes Against Persons	
Number Cleared		1		Murder and Nonnegligent Manslaughter		1	
Percent Cleared		2.33 %		Negligent Manslaughter		0	
Group A Crimes per 100,000 population		2,328.1		Kidnapping/Abduction		0	
				Rape		0	
				Sodomy		0	
				Sexual Assault With An Object		0	
				Fondling		0	
				Incest		0	
				Statutory Rape		0	
				Aggravated Assault		1	
				Simple Assault		9	
				Intimidation		6	
				Human Trafficking, Commercial Sex Acts		0	
				Human Trafficking, Involuntary Servitude		0	
				Crimes Against Property			
				Arson		0	
				Bribery		0	
				Burglary/Breaking & Entering		1	
				Counterfeiting/Forgery		0	
				Destruction/Damage/Vandalism of Property		5	
				Embezzlement		0	
				Extortion/Blackmail		0	
				False Pretenses/Swindle/Confidence Game		1	
				Credit Card/Automated Teller Machine Fraud		0	
				Impersonation		2	
				Welfare Fraud		0	
				Wire Fraud		1	
				Identity Theft		0	
				Hacking/Computer Invasion		0	
				Robbery		0	
				Pocket-picking		0	
				Purse-snatching		0	
				Shoplifting		0	
				Theft From Building		1	
				Theft From Coin Operated Machine or Device		0	
				Theft From Motor Vehicle		0	
				Theft of Motor Vehicle Parts/Accessories		0	
				All Other Larceny		6	
				Motor Vehicle Theft		1	
				Stolen Property Offenses		0	
				Crimes Against Society			
				Drug/Narcotic Violations		7	
				Drug Equipment Violations		1	
				Betting/Wagering		0	
				Operating/Promoting/Assisting Gambling		0	
				Gambling Equipment Violations		0	
				Sports Tampering		0	
				Pornography/Obscene Material		0	
				Prostitution		0	
				Assisting or Promoting Prostitution		0	
				Purchasing Prostitution		0	
				Weapon Law Violations		0	
				Animal Cruelty		0	
				Total Group A Offenses		43	

(*) Offenses are counted using the FBI Units of Count for Crime

(**) The 'Arrests' column shows arrests made for incidents during the selected period, regardless of arrest date. Arrest counts for the same period may change over time.

This report is valid as of August 22, 2024 and is subject to change

Thomaston PD - ME0070300 - NIBRS Agency Crime Overview - 2023

2023 Population Estimate		2,808	Offenses (*)		Arrests (**)			
			Reported	Cleared	Adult	Juvenile		
Offense Overview			Crimes Against Persons					
Offense Total	86		Murder and Nonnegligent Manslaughter	0	0	0		
Number Cleared	14		Negligent Manslaughter	0	0	0		
Percent Cleared	16.28 %		Kidnapping/Abduction	0	0	0		
Group A Crimes per 100,000 population	3,062.7		Rape	0	0	0		
			Sodomy	0	0	0		
			Sexual Assault With An Object	0	0	0		
			Fondling	0	0	0		
			Incest	0	0	0		
Arrest Overview			Statutory Rape	0	0	0		
Total Arrests	18		Aggravated Assault	0	0	0		
Adult Arrests	18		Simple Assault	6	0	0		
Juvenile Arrests	0		Intimidation	3	1	0		
Unknown Age	0		Human Trafficking, Commercial Sex Acts	0	0	0		
Arrests per 100,000 population	641.0		Human Trafficking, Involuntary Servitude	0	0	0		
			Crimes Against Property					
Average number offenses/incident	1.01		Arson	0	0	0		
			Bribery	0	0	0		
			Burglary/Breaking & Entering	1	0	0		
Group B Arrests			Counterfeiting/Forgery	0	0	0		
Offense	Adult	Juvenile	Destruction/Damage/Vandalism of Property	1	0	0		
Bad Checks	0	0	Embezzlement	0	0	0		
Curfew/Loitering/Vagrancy Violations	0	0	Extortion/Blackmail	0	0	0		
Disorderly Conduct	0	0	False Pretenses/Swindle/Confidence Game	2	1	0		
Driving Under the Influence	1	0	Credit Card/Automated Teller Machine Fraud	0	0	0		
Drunkenness	0	0	Impersonation	0	0	0		
Family Offenses (Nonviolent)	0	0	Welfare Fraud	0	0	0		
Liquor Law Violations	0	0	Wire Fraud	0	0	0		
Peeping Tom	0	0	Identity Theft	0	0	0		
Trespass of Real Property	1	0	Hacking/Computer Invasion	0	0	0		
All Other Offenses	6	0	Robbery	0	0	0		
Total Group B	8	0	Pocket-picking	0	0	0		
			Purse-snatching	0	0	0		
			Shoplifting	8	2	1		
			Theft From Building	1	0	0		
			Theft From Coin Operated Machine or Device	0	0	0		
			Theft From Motor Vehicle	0	0	0		
			Theft of Motor Vehicle Parts/Accessories	0	0	0		
			All Other Larceny	61	10	9		
			Motor Vehicle Theft	1	0	0		
			Stolen Property Offenses	0	0	0		
			Crimes Against Society					
			Drug/Narcotic Violations	2	0	0		
			Drug Equipment Violations	0	0	0		
			Betting/Wagering	0	0	0		
			Operating/Promoting/Assisting Gambling	0	0	0		
			Gambling Equipment Violations	0	0	0		
			Sports Tampering	0	0	0		
			Pornography/Obscene Material	0	0	0		
			Prostitution	0	0	0		
			Assisting or Promoting Prostitution	0	0	0		
			Purchasing Prostitution	0	0	0		
			Weapon Law Violations	0	0	0		
			Animal Cruelty	0	0	0		
			Total Group A Offenses		86	14	10	0

(*) Offenses are counted using the FBI Units of Count for Crime

(**) The 'Arrests' column shows arrests made for incidents during the selected period, regardless of arrest date. Arrest counts for the same period may change over time.

This report is valid as of August 22, 2024 and is subject to change

Topsham PD - ME0120200 - NIBRS Agency Crime Overview - 2023

2023 Population Estimate		9,831		Offenses (*)		Arrests (**)	
Offense Overview		Group A Offenses		Reported	Cleared	Adult	Juvenile
		Crimes Against Persons					
Offense Total	277	Murder and Nonnegligent Manslaughter		1	1	1	0
Number Cleared	149	Negligent Manslaughter		0	0	0	0
Percent Cleared	53.79 %	Kidnapping/Abduction		1	1	1	0
Group A Crimes per 100,000 population	2,817.6	Rape		0	0	0	0
		Sodomy		0	0	0	0
		Sexual Assault With An Object		0	0	0	0
		Fondling		0	0	0	0
		Incest		0	0	0	0
		Statutory Rape		0	0	0	0
Total Arrests	222	Aggravated Assault		2	2	1	0
Adult Arrests	178	Simple Assault		38	35	13	8
Juvenile Arrests	44	Intimidation		48	30	5	1
Unknown Age	0	Human Trafficking, Commercial Sex Acts		0	0	0	0
Arrests per 100,000 population	2,258.2	Human Trafficking, Involuntary Servitude		0	0	0	0
		Crimes Against Property					
		Arson		0	0	0	0
		Bribery		0	0	0	0
		Burglary/Breaking & Entering		9	2	0	2
		Counterfeiting/Forgery		4	2	1	0
		Destruction/Damage/Vandalism of Property		21	6	1	3
		Embezzlement		0	0	0	0
		Extortion/Blackmail		0	0	0	0
		False Pretenses/Swindle/Confidence Game		23	4	1	0
		Credit Card/Automated Teller Machine Fraud		1	1	0	0
		Impersonation		0	0	0	0
		Welfare Fraud		0	0	0	0
		Wire Fraud		0	0	0	0
		Identity Theft		0	0	0	0
		Hacking/Computer Invasion		0	0	0	0
		Robbery		0	0	0	0
		Pocket-picking		0	0	0	0
		Purse-snatching		1	0	0	0
		Shoplifting		56	39	0	0
		Theft From Building		4	0	0	0
		Theft From Coin Operated Machine or Device		0	0	0	0
		Theft From Motor Vehicle		5	0	0	1
		Theft of Motor Vehicle Parts/Accessories		0	0	0	0
		All Other Larceny		52	17	51	10
		Motor Vehicle Theft		1	1	0	0
		Stolen Property Offenses		0	0	0	0
		Crimes Against Society					
		Drug/Narcotic Violations		8	7	6	0
		Drug Equipment Violations		0	0	0	0
		Betting/Wagering		0	0	0	0
		Operating/Promoting/Assisting Gambling		0	0	0	0
		Gambling Equipment Violations		0	0	0	0
		Sports Tampering		0	0	0	0
		Pornography/Obscene Material		1	0	0	0
		Prostitution		0	0	0	0
		Assisting or Promoting Prostitution		0	0	0	0
		Purchasing Prostitution		0	0	0	0
		Weapon Law Violations		1	1	1	0
		Animal Cruelty		0	0	0	0
		Total Group A Offenses		277	149	82	25

(*) Offenses are counted using the FBI Units of Count for Crime

(**) The 'Arrests' column shows arrests made for incidents during the selected period, regardless of arrest date. Arrest counts for the same period may change over time.

This report is valid as of August 22, 2024 and is subject to change

UMF PD - ME0040600 - NIBRS Agency Crime Overview - 2023

2023 Population Estimate			N/A	Offenses (*)		Arrests (**)	
				Reported	Cleared	Adult	Juvenile
Offense Overview				Crimes Against Persons			
Offense Total		27		Murder and Nonnegligent Manslaughter		0	0
Number Cleared		2		Negligent Manslaughter		0	0
Percent Cleared		7.41 %		Kidnapping/Abduction		0	0
Group A Crimes per 100,000 population		N/A		Rape		0	0
				Sodomy		0	0
				Sexual Assault With An Object		0	0
				Fondling		0	0
				Incest		0	0
				Statutory Rape		0	0
				Aggravated Assault		0	0
Arrest Overview		4		Simple Assault		1	1
	Adult Arrests	3		Intimidation		0	0
	Juvenile Arrests	1		Human Trafficking, Commercial Sex Acts		0	0
	Unknown Age	0		Human Trafficking, Involuntary Servitude		0	0
	Arrests per 100,000 population	N/A		Crimes Against Property			
				Arson		2	0
				Bribery		0	0
Average number offenses/incident	1.04		Burglary/Breaking & Entering		0	0	
			Counterfeiting/Forgery		0	0	
			Destruction/Damage/Vandalism of Property		11	0	
Group B Arrests							
Offense	Adult	Juvenile		Embezzlement	0	0	0
Bad Checks	0	0		Extortion/Blackmail	0	0	0
Curfew/Loitering/Vagrancy Violations	0	0		False Pretenses/Swindle/Confidence Game	1	0	0
Disorderly Conduct	0	0		Credit Card/Automated Teller Machine Fraud	0	0	0
Driving Under the Influence	0	0		Impersonation	0	0	0
Drunkenness	0	0		Welfare Fraud	0	0	0
Family Offenses (Nonviolent)	0	0		Wire Fraud	0	0	0
Liquor Law Violations	0	0		Identity Theft	0	0	0
Peeping Tom	0	0		Hacking/Computer Invasion	0	0	0
Trespass of Real Property	1	0		Robbery	0	0	0
All Other Offenses	1	0		Pocket-picking	0	0	0
Total Group B	2	0		Purse-snatching	0	0	0
				Shoplifting	0	0	0
				Theft From Building	0	0	0
				Theft From Coin Operated Machine or Device	0	0	0
				Theft From Motor Vehicle	0	0	0
				Theft of Motor Vehicle Parts/Accessories	0	0	0
				All Other Larceny	4	0	0
				Motor Vehicle Theft	1	1	1
				Stolen Property Offenses	0	0	0
				Crimes Against Society			
				Drug/Narcotic Violations	4	0	0
				Drug Equipment Violations	3	0	0
				Betting/Wagering	0	0	0
				Operating/Promoting/Assisting Gambling	0	0	0
				Gambling Equipment Violations	0	0	0
				Sports Tampering	0	0	0
				Pornography/Obscene Material	0	0	0
				Prostitution	0	0	0
				Assisting or Promoting Prostitution	0	0	0
				Purchasing Prostitution	0	0	0
				Weapon Law Violations	0	0	0
				Animal Cruelty	0	0	0
				Total Group A Offenses	27	2	1
						1	1

(*) Offenses are counted using the FBI Units of Count for Crime

(**) The 'Arrests' column shows arrests made for incidents during the selected period, regardless of arrest date. Arrest counts for the same period may change over time.

This report is valid as of August 22, 2024 and is subject to change

UMO DPS - ME0101800 - NIBRS Agency Crime Overview - 2023

2023 Population Estimate			N/A	Offenses (*)		Arrests (**)		
				Reported	Cleared	Adult	Juvenile	
Offense Overview				Crimes Against Persons				
Offense Total		169	Murder and Nonnegligent Manslaughter		0	0	0	0
Number Cleared		0	Negligent Manslaughter		0	0	0	0
Percent Cleared		0.00 %	Kidnapping/Abduction		0	0	0	0
Group A Crimes per 100,000 population		N/A	Rape		0	0	0	0
			Sodomy		0	0	0	0
			Sexual Assault With An Object		0	0	0	0
			Fondling		2	0	0	0
			Incest		0	0	0	0
Arrest Overview								
Total Arrests		3	Statutory Rape		0	0	0	0
Adult Arrests		3	Aggravated Assault		0	0	0	0
Juvenile Arrests		0	Simple Assault		6	0	0	0
Unknown Age		0	Intimidation		25	0	0	0
Arrests per 100,000 population		N/A	Human Trafficking, Commercial Sex Acts		0	0	0	0
			Human Trafficking, Involuntary Servitude		0	0	0	0
			Crimes Against Property					
			Arson		0	0	0	0
			Bribery		0	0	0	0
Average number offenses/incident		1.05	Burglary/Breaking & Entering		3	0	0	0
			Counterfeiting/Forgery		0	0	0	0
			Destruction/Damage/Vandalism of Property		59	0	0	0
			Embezzlement		0	0	0	0
			Extortion/Blackmail		0	0	0	0
			False Pretenses/Swindle/Confidence Game		3	0	0	0
			Credit Card/Automated Teller Machine Fraud		0	0	0	0
			Impersonation		0	0	0	0
			Welfare Fraud		0	0	0	0
			Wire Fraud		0	0	0	0
			Identity Theft		0	0	0	0
			Hacking/Computer Invasion		0	0	0	0
			Robbery		0	0	0	0
			Pocket-picking		0	0	0	0
			Purse-snatching		0	0	0	0
			Shoplifting		1	0	0	0
			Theft From Building		28	0	0	0
			Theft From Coin Operated Machine or Device		0	0	0	0
			Theft From Motor Vehicle		5	0	0	0
			Theft of Motor Vehicle Parts/Accessories		0	0	0	0
			All Other Larceny		25	0	0	0
			Motor Vehicle Theft		0	0	0	0
			Stolen Property Offenses		0	0	0	0
			Crimes Against Society					
			Drug/Narcotic Violations		11	0	0	0
			Drug Equipment Violations		1	0	0	0
			Betting/Wagering		0	0	0	0
			Operating/Promoting/Assisting Gambling		0	0	0	0
			Gambling Equipment Violations		0	0	0	0
			Sports Tampering		0	0	0	0
			Pornography/Obscene Material		0	0	0	0
			Prostitution		0	0	0	0
			Assisting or Promoting Prostitution		0	0	0	0
			Purchasing Prostitution		0	0	0	0
			Weapon Law Violations		0	0	0	0
			Animal Cruelty		0	0	0	0
				Total Group A Offenses	169	0	0	0

(*) Offenses are counted using the FBI Units of Count for Crime

(**) The 'Arrests' column shows arrests made for incidents during the selected period, regardless of arrest date. Arrest counts for the same period may change over time.

This report is valid as of August 22, 2024 and is subject to change

USM - Gorham - ME0031800 - NIBRS Agency Crime Overview - 2023

2023 Population Estimate		N/A	Offenses (*)		Arrests (**)	
			Reported	Cleared	Adult	Juvenile
Offense Overview			Crimes Against Persons			
Offense Total	63		Murder and Nonnegligent Manslaughter	0	0	0
Number Cleared	5		Negligent Manslaughter	0	0	0
Percent Cleared	7.94 %		Kidnapping/Abduction	0	0	0
Group A Crimes per 100,000 population	N/A		Rape	1	0	0
			Sodomy	0	0	0
			Sexual Assault With An Object	0	0	0
			Fondling	1	1	1
			Incest	0	0	0
Arrest Overview			Statutory Rape	0	0	0
Total Arrests	8		Aggravated Assault	0	0	0
Adult Arrests	8		Simple Assault	6	3	0
Juvenile Arrests	0		Intimidation	1	0	0
Unknown Age	0		Human Trafficking, Commercial Sex Acts	0	0	0
			Human Trafficking, Involuntary Servitude	0	0	0
Arrests per 100,000 population	N/A		Crimes Against Property			
			Arson	1	0	0
Average number offenses/incident	1.07		Bribery	0	0	0
			Burglary/Breaking & Entering	2	0	0
			Counterfeiting/Forgery	0	0	0
Group B Arrests			Destruction/Damage/Vandalism of Property	21	1	0
Offense	Adult	Juvenile	Embezzlement	0	0	0
Bad Checks	0	0	Extortion/Blackmail	0	0	0
Curfew/Loitering/Vagrancy Violations	0	0	False Pretenses/Swindle/Confidence Game	2	0	0
Disorderly Conduct	1	0	Credit Card/Automated Teller Machine Fraud	0	0	0
Driving Under the Influence	0	0	Impersonation	0	0	0
Drunkenness	0	0	Welfare Fraud	0	0	0
Family Offenses (Nonviolent)	0	0	Wire Fraud	0	0	0
Liquor Law Violations	0	0	Identity Theft	0	0	0
Peeping Tom	0	0	Hacking/Computer Invasion	0	0	0
Trespass of Real Property	1	0	Robbery	0	0	0
All Other Offenses	1	0	Pocket-picking	0	0	0
Total Group B	3	0	Purse-snatching	0	0	0
			Shoplifting	0	0	0
			Theft From Building	9	0	0
			Theft From Coin Operated Machine or Device	0	0	0
			Theft From Motor Vehicle	4	0	0
			Theft of Motor Vehicle Parts/Accessories	0	0	0
			All Other Larceny	15	0	0
			Motor Vehicle Theft	0	0	0
			Stolen Property Offenses	0	0	0
			Crimes Against Society			
			Drug/Narcotic Violations	0	0	0
			Drug Equipment Violations	0	0	0
			Betting/Wagering	0	0	0
			Operating/Promoting/Assisting Gambling	0	0	0
			Gambling Equipment Violations	0	0	0
			Sports Tampering	0	0	0
			Pornography/Obscene Material	0	0	0
			Prostitution	0	0	0
			Assisting or Promoting Prostitution	0	0	0
			Purchasing Prostitution	0	0	0
			Weapon Law Violations	0	0	0
			Animal Cruelty	0	0	0
			Total Group A Offenses		63	5
				5	5	0

(*) Offenses are counted using the FBI Units of Count for Crime

(**) The 'Arrests' column shows arrests made for incidents during the selected period, regardless of arrest date. Arrest counts for the same period may change over time.

This report is valid as of August 22, 2024 and is subject to change

Veazie PD - ME0101300 - NIBRS Agency Crime Overview - 2023

2023 Population Estimate		1,831	Offenses (*)		Arrests (**)	
			Reported	Cleared	Adult	Juvenile
Offense Overview			Crimes Against Persons			
Offense Total	10		Murder and Nonnegligent Manslaughter	0	0	0
Number Cleared	7		Negligent Manslaughter	0	0	0
Percent Cleared	70.00 %		Kidnapping/Abduction	0	0	0
Group A Crimes per 100,000 population	546.1		Rape	0	0	0
			Sodomy	0	0	0
			Sexual Assault With An Object	0	0	0
			Fondling	0	0	0
			Incest	0	0	0
Arrest Overview			Statutory Rape	0	0	0
Total Arrests	25		Aggravated Assault	1	1	1
Adult Arrests	22		Simple Assault	0	0	0
Juvenile Arrests	3		Intimidation	1	1	1
Unknown Age	0		Human Trafficking, Commercial Sex Acts	0	0	0
Arrests per 100,000 population	1,365.4		Human Trafficking, Involuntary Servitude	0	0	0
		Crimes Against Property				
Average number offenses/incident	1.25		Arson	0	0	0
			Bribery	0	0	0
			Burglary/Breaking & Entering	1	1	0
			Counterfeiting/Forgery	0	0	0
			Destruction/Damage/Vandalism of Property	1	1	0
			Embezzlement	0	0	0
			Extortion/Blackmail	0	0	0
			False Pretenses/Swindle/Confidence Game	0	0	0
			Credit Card/Automated Teller Machine Fraud	0	0	0
			Impersonation	0	0	0
			Welfare Fraud	0	0	0
			Wire Fraud	0	0	0
			Identity Theft	0	0	0
			Hacking/Computer Invasion	0	0	0
			Robbery	0	0	0
			Pocket-picking	0	0	0
			Purse-snatching	0	0	0
			Shoplifting	0	0	0
			Theft From Building	0	0	0
			Theft From Coin Operated Machine or Device	0	0	0
			Theft From Motor Vehicle	1	0	0
			Theft of Motor Vehicle Parts/Accessories	0	0	0
			All Other Larceny	1	0	0
			Motor Vehicle Theft	1	0	0
			Stolen Property Offenses	0	0	0
			Crimes Against Society			
			Drug/Narcotic Violations	2	2	2
			Drug Equipment Violations	0	0	0
			Betting/Wagering	0	0	0
			Operating/Promoting/Assisting Gambling	0	0	0
			Gambling Equipment Violations	0	0	0
			Sports Tampering	0	0	0
			Pornography/Obscene Material	0	0	0
			Prostitution	0	0	0
			Assisting or Promoting Prostitution	0	0	0
			Purchasing Prostitution	0	0	0
			Weapon Law Violations	1	1	0
			Animal Cruelty	0	0	0
			Total Group A Offenses		10	7
					4	2

(*) Offenses are counted using the FBI Units of Count for Crime

(**) The 'Arrests' column shows arrests made for incidents during the selected period, regardless of arrest date. Arrest counts for the same period may change over time.

This report is valid as of August 22, 2024 and is subject to change

Waldo SO - ME0140000 - NIBRS Agency Crime Overview - 2023

2023 Population Estimate		30,180	Offenses (*)		Arrests (**)	
			Reported	Cleared	Adult	Juvenile
Offense Overview			Crimes Against Persons			
Offense Total	143		Murder and Nonnegligent Manslaughter	0	0	0
Number Cleared	95		Negligent Manslaughter	0	0	0
Percent Cleared	66.43 %		Kidnapping/Abduction	0	0	0
Group A Crimes per 100,000 population	473.8		Rape	0	0	0
			Sodomy	0	0	0
			Sexual Assault With An Object	0	0	0
			Fondling	0	0	0
			Incest	0	0	0
Arrest Overview			Statutory Rape	0	0	0
Total Arrests	148		Aggravated Assault	2	1	4
Adult Arrests	139		Simple Assault	45	38	30
Juvenile Arrests	9		Intimidation	19	14	8
Unknown Age	0		Human Trafficking, Commercial Sex Acts	0	0	0
Arrests per 100,000 population	490.4		Human Trafficking, Involuntary Servitude	0	0	0
			Crimes Against Property			
Average number offenses/incident	1.08		Arson	0	0	0
			Bribery	0	0	0
			Burglary/Breaking & Entering	13	8	7
Group B Arrests			Counterfeiting/Forgery	2	0	0
Offense	Adult	Juvenile	Destruction/Damage/Vandalism of Property	0	0	0
Bad Checks	0	0	Embezzlement	0	0	0
Curfew/Loitering/Vagrancy Violations	0	0	Extortion/Blackmail	0	0	0
Disorderly Conduct	18	3	False Pretenses/Swindle/Confidence Game	1	1	1
Driving Under the Influence	19	0	Credit Card/Automated Teller Machine Fraud	0	0	0
Drunkenness	0	0	Impersonation	0	0	0
Family Offenses (Nonviolent)	4	0	Welfare Fraud	0	0	0
Liquor Law Violations	1	0	Wire Fraud	0	0	0
Peeping Tom	0	0	Identity Theft	0	0	0
Trespass of Real Property	0	0	Hacking/Computer Invasion	0	0	0
All Other Offenses	14	0	Robbery	0	0	0
Total Group B	56	3	Pocket-picking	0	0	0
			Purse-snatching	0	0	0
			Shoplifting	0	0	0
			Theft From Building	0	0	0
			Theft From Coin Operated Machine or Device	0	0	0
			Theft From Motor Vehicle	0	0	0
			Theft of Motor Vehicle Parts/Accessories	0	0	0
			All Other Larceny	36	18	17
			Motor Vehicle Theft	2	2	3
			Stolen Property Offenses	0	0	1
			Crimes Against Society			
			Drug/Narcotic Violations	20	13	12
			Drug Equipment Violations	1	0	0
			Betting/Wagering	0	0	0
			Operating/Promoting/Assisting Gambling	0	0	0
			Gambling Equipment Violations	0	0	0
			Sports Tampering	0	0	0
			Pornography/Obscene Material	0	0	0
			Prostitution	0	0	0
			Assisting or Promoting Prostitution	0	0	0
			Purchasing Prostitution	0	0	0
			Weapon Law Violations	2	0	0
			Animal Cruelty	0	0	0
			Total Group A Offenses	143	95	83

(*) Offenses are counted using the FBI Units of Count for Crime

(**) The 'Arrests' column shows arrests made for incidents during the selected period, regardless of arrest date. Arrest counts for the same period may change over time.

This report is valid as of August 22, 2024 and is subject to change

Waldoboro PD - ME0080300 - NIBRS Agency Crime Overview - 2023

2023 Population Estimate		5,342	Offenses (*)		Arrests (**)	
			Reported	Cleared	Adult	Juvenile
Offense Overview			Crimes Against Persons			
Offense Total	94		Murder and Nonnegligent Manslaughter		0	0
Number Cleared	44		Negligent Manslaughter		0	0
Percent Cleared	46.81 %		Kidnapping/Abduction		0	0
Group A Crimes per 100,000 population	1,759.6		Rape		1	0
			Sodomy		0	0
			Sexual Assault With An Object		0	0
			Fondling		1	0
			Incest		0	0
Arrest Overview						
Total Arrests	112		Statutory Rape		0	0
Adult Arrests	108		Aggravated Assault		0	0
Juvenile Arrests	4		Simple Assault		10	8
Unknown Age	0		Intimidation		4	3
Arrests per 100,000 population	2,096.6		Human Trafficking, Commercial Sex Acts		0	0
			Human Trafficking, Involuntary Servitude		0	0
			Crimes Against Property			
			Arson		0	0
			Bribery		0	0
Average number offenses/incident	1.19		Burglary/Breaking & Entering		3	1
			Counterfeiting/Forgery		2	1
Group B Arrests						
Offense	Adult	Juvenile	Destruction/Damage/Vandalism of Property		24	12
Bad Checks	0	0	Embezzlement		0	0
Curfew/Loitering/Vagrancy Violations	0	0	Extortion/Blackmail		0	0
Disorderly Conduct	0	0	False Pretenses/Swindle/Confidence Game		1	0
Driving Under the Influence	22	0	Credit Card/Automated Teller Machine Fraud		1	0
Drunkenness	0	0	Impersonation		0	0
Family Offenses (Nonviolent)	0	0	Welfare Fraud		0	0
Liquor Law Violations	0	0	Wire Fraud		0	0
Peeping Tom	0	0	Identity Theft		0	0
Trespass of Real Property	5	1	Hacking/Computer Invasion		0	0
All Other Offenses	52	0	Robbery		0	0
Total Group B	79	1	Pocket-picking		0	0
			Purse-snatching		0	0
			Shoplifting		0	0
			Theft From Building		0	0
			Theft From Coin Operated Machine or Device		0	0
			Theft From Motor Vehicle		2	0
			Theft of Motor Vehicle Parts/Accessories		0	0
			All Other Larceny		24	8
			Motor Vehicle Theft		12	2
			Stolen Property Offenses		0	0
			Crimes Against Society			
			Drug/Narcotic Violations		8	8
			Drug Equipment Violations		0	0
			Betting/Wagering		0	0
			Operating/Promoting/Assisting Gambling		0	0
			Gambling Equipment Violations		0	0
			Sports Tampering		0	0
			Pornography/Obscene Material		0	0
			Prostitution		0	0
			Assisting or Promoting Prostitution		0	0
			Purchasing Prostitution		0	0
			Weapon Law Violations		1	1
			Animal Cruelty		0	0
			Total Group A Offenses		94	44
					29	3

(*) Offenses are counted using the FBI Units of Count for Crime

(**) The 'Arrests' column shows arrests made for incidents during the selected period, regardless of arrest date. Arrest counts for the same period may change over time.

This report is valid as of August 22, 2024 and is subject to change

Washburn PD - ME0021600 - NIBRS Agency Crime Overview - 2023

2023 Population Estimate		1,523	Offenses (*)		Arrests (**)	
			Reported	Cleared	Adult	Juvenile
Offense Overview			Crimes Against Persons			
Offense Total	15		Murder and Nonnegligent Manslaughter		0	0
Number Cleared	7		Negligent Manslaughter		0	0
Percent Cleared	46.67 %		Kidnapping/Abduction		0	0
Group A Crimes per 100,000 population	984.9		Rape		0	0
			Sodomy		0	0
			Sexual Assault With An Object		0	0
			Fondling		0	0
			Incest		0	0
Arrest Overview						
Total Arrests	26		Statutory Rape		0	0
Adult Arrests	26		Aggravated Assault		1	1
Juvenile Arrests	0		Simple Assault		7	2
Unknown Age	0		Intimidation		5	3
Arrests per 100,000 population	1,707.2		Human Trafficking, Commercial Sex Acts		0	0
			Human Trafficking, Involuntary Servitude		0	0
			Crimes Against Property			
			Arson		0	0
			Bribery		0	0
Average number offenses/incident	1.15		Burglary/Breaking & Entering		1	0
			Counterfeiting/Forgery		0	0
Group B Arrests						
Offense	Adult	Juvenile				
Bad Checks	0	0			0	0
Curfew/Loitering/Vagrancy Violations	0	0			0	0
Disorderly Conduct	2	0			0	0
Driving Under the Influence	0	0			0	0
Drunkenness	0	0			0	0
Family Offenses (Nonviolent)	0	0			0	0
Liquor Law Violations	0	0			0	0
Peeping Tom	0	0			0	0
Trespass of Real Property	0	0			0	0
All Other Offenses	18	0			0	0
Total Group B	20	0			0	0
					0	0
					0	0
					0	0
					0	0
					0	0
					0	0
					0	0
					0	0
					0	0
					0	0
					0	0
					0	0
					0	0
					0	0
					0	0
					0	0
					0	0
					0	0
					0	0
					0	0
					0	0
					0	0
					0	0
					0	0
					0	0
					0	0
					0	0
					0	0
					0	0
					0	0
					0	0
					0	0
					0	0
					0	0
					0	0
					0	0
					0	0
					0	0
					0	0
					0	0
					0	0
					0	0
					0	0
					0	0
					0	0
					0	0
					0	0
					0	0
					0	0
					0	0
					0	0
					0	0
					0	0
					0	0
					0	0
					0	0
					0	0
					0	0
					0	0
					0	0
					0	0
					0	0
					0	0
					0	0
					0	0
					0	0
					0	0
					0	0
					0	0
					0	0
					0	0
					0	0
					0	0
					0	0
					0	0
					0	0
					0	0
					0	0
					0	0
					0	0
					0	0
					0	0
					0	0
					0	0
					0	0
					0	0
					0	0
					0	0
					0	0
					0	0
					0	0
					0	0
					0	0
					0	0
					0	0
					0	0
					0	0
					0	0
					0	0
					0	0
					0	0
					0	0
					0	0
					0	0
					0	0
					0	0
					0	0
					0	0
					0	0
					0	0
					0	0
					0	0
					0	0
					0	0
					0	0
					0	0
					0	0
					0	0
					0	0
					0	0
					0	0
					0	0
					0	0
					0	0
					0	0
					0	0
					0	0
					0	0
					0	0
					0	0
					0	0
					0	0
					0	0
					0	0
					0	0
					0	0
					0	0
					0	0
					0	0

(*) Offenses are counted using the FBI Units of Count for Crime

(**) The 'Arrests' column shows arrests made for incidents during the selected period, regardless of arrest date. Arrest counts for the same period may change over time.

This report is valid as of August 22, 2024 and is subject to change

Washington SO - ME0150000 - NIBRS Agency Crime Overview - 2023

2023 Population Estimate		22,362		Offenses (*)		Arrests (**)	
Offense Overview		Group A Offenses		Reported	Cleared	Adult	Juvenile
		Crimes Against Persons					
Offense Total	447	Murder and Nonnegligent Manslaughter		0	0	0	0
Number Cleared	206	Negligent Manslaughter		0	0	0	0
Percent Cleared	46.09 %	Kidnapping/Abduction		0	0	0	0
Group A Crimes per 100,000 population	1,998.9	Rape		6	1	1	0
		Sodomy		0	0	0	0
		Sexual Assault With An Object		0	0	0	0
		Fondling		5	0	0	0
		Incest		0	0	0	0
		Statutory Rape		0	0	0	0
Total Arrests	409	Aggravated Assault		6	5	4	0
Adult Arrests	399	Simple Assault		93	69	39	1
Juvenile Arrests	10	Intimidation		106	29	14	0
Unknown Age	0	Human Trafficking, Commercial Sex Acts		1	0	0	0
Arrests per 100,000 population	1,829.0	Human Trafficking, Involuntary Servitude		0	0	0	0
		Crimes Against Property					
		Arson		0	0	0	0
		Bribery		0	0	0	0
		Burglary/Breaking & Entering		26	4	4	0
		Counterfeiting/Forgery		1	0	0	0
		Destruction/Damage/Vandalism of Property		58	30	15	0
		Embezzlement		0	0	0	0
		Extortion/Blackmail		0	0	0	0
		False Pretenses/Swindle/Confidence Game		8	2	0	0
		Credit Card/Automated Teller Machine Fraud		0	0	0	0
		Impersonation		6	2	0	0
		Welfare Fraud		0	0	0	0
		Wire Fraud		0	0	0	0
		Identity Theft		0	0	0	0
		Hacking/Computer Invasion		0	0	0	0
		Robbery		0	0	0	0
		Pocket-picking		0	0	0	0
		Purse-snatching		0	0	0	0
		Shoplifting		2	2	0	0
		Theft From Building		3	3	0	0
		Theft From Coin Operated Machine or Device		0	0	0	0
		Theft From Motor Vehicle		2	1	0	0
		Theft of Motor Vehicle Parts/Accessories		0	0	0	0
		All Other Larceny		78	20	17	3
		Motor Vehicle Theft		7	4	2	1
		Stolen Property Offenses		1	1	1	0
		Crimes Against Society					
		Drug/Narcotic Violations		28	26	26	0
		Drug Equipment Violations		0	0	0	0
		Betting/Wagering		0	0	0	0
		Operating/Promoting/Assisting Gambling		0	0	0	0
		Gambling Equipment Violations		0	0	0	0
		Sports Tampering		0	0	0	0
		Pornography/Obscene Material		3	1	0	1
		Prostitution		0	0	0	0
		Assisting or Promoting Prostitution		0	0	0	0
		Purchasing Prostitution		0	0	0	0
		Weapon Law Violations		5	4	1	0
		Animal Cruelty		2	2	0	0
		Total Group A Offenses		447	206	124	6

(*) Offenses are counted using the FBI Units of Count for Crime

(**) The 'Arrests' column shows arrests made for incidents during the selected period, regardless of arrest date. Arrest counts for the same period may change over time.

This report is valid as of August 22, 2024 and is subject to change

Waterville PD - ME0060400 - NIBRS Agency Crime Overview - 2023

2023 Population Estimate		15,826	Offenses (*)		Arrests (**)	
			Reported	Cleared	Adult	Juvenile
Offense Overview			Crimes Against Persons			
Offense Total	1,151		Murder and Nonnegligent Manslaughter		1	0
Number Cleared	630		Negligent Manslaughter		0	0
Percent Cleared	54.74 %		Kidnapping/Abduction		2	2
Group A Crimes per 100,000 population	7,272.8		Rape		16	0
			Sodomy		2	0
			Sexual Assault With An Object		0	0
			Fondling		4	2
			Incest		0	0
Arrest Overview			Statutory Rape		0	0
Total Arrests	1,209		Aggravated Assault		8	5
Adult Arrests	1,131		Simple Assault		162	121
Juvenile Arrests	78		Intimidation		62	45
Unknown Age	0		Human Trafficking, Commercial Sex Acts		0	0
Arrests per 100,000 population	7,639.3		Human Trafficking, Involuntary Servitude		0	0
			Crimes Against Property			
Average number offenses/incident	1.11		Arson		2	0
			Bribery		0	0
			Burglary/Breaking & Entering		24	4
			Counterfeiting/Forgery		14	1
Group B Arrests			Destruction/Damage/Vandalism of Property		159	66
Offense	Adult	Juvenile	Embezzlement		0	0
Bad Checks	1	0	Extortion/Blackmail		1	0
Curfew/Loitering/Vagrancy Violations	0	0	False Pretenses/Swindle/Confidence Game		34	12
Disorderly Conduct	16	0	Credit Card/Automated Teller Machine Fraud		13	2
Driving Under the Influence	78	0	Impersonation		0	0
Drunkenness	0	0	Welfare Fraud		0	0
Family Offenses (Nonviolent)	1	0	Wire Fraud		0	0
Liquor Law Violations	37	15	Identity Theft		0	0
Peeping Tom	0	0	Hacking/Computer Invasion		0	0
Trespass of Real Property	62	4	Robbery		6	4
All Other Offenses	449	16	Pocket-picking		0	0
Total Group B	644	35	Purse-snatching		0	0
			Shoplifting		219	154
			Theft From Building		0	0
			Theft From Coin Operated Machine or Device		0	0
			Theft From Motor Vehicle		26	2
			Theft of Motor Vehicle Parts/Accessories		0	0
			All Other Larceny		276	108
			Motor Vehicle Theft		22	5
			Stolen Property Offenses		0	0
			Crimes Against Society			
			Drug/Narcotic Violations		91	91
			Drug Equipment Violations		0	0
			Betting/Wagering		0	0
			Operating/Promoting/Assisting Gambling		1	1
			Gambling Equipment Violations		0	0
			Sports Tampering		0	0
			Pornography/Obscene Material		0	0
			Prostitution		0	0
			Assisting or Promoting Prostitution		0	0
			Purchasing Prostitution		0	0
			Weapon Law Violations		6	5
			Animal Cruelty		0	0
			Total Group A Offenses		1,151	630
					487	43

(*) Offenses are counted using the FBI Units of Count for Crime

(**) The 'Arrests' column shows arrests made for incidents during the selected period, regardless of arrest date. Arrest counts for the same period may change over time.

This report is valid as of August 22, 2024 and is subject to change

Wells PD - ME0161400 - NIBRS Agency Crime Overview - 2023

2023 Population Estimate		11,926	Offenses (*)		Arrests (**)	
			Reported	Cleared	Adult	Juvenile
Offense Overview			Crimes Against Persons			
Offense Total	281		Murder and Nonnegligent Manslaughter	0	0	0
Number Cleared	94		Negligent Manslaughter	0	0	0
Percent Cleared	33.45 %		Kidnapping/Abduction	0	0	0
Group A Crimes per 100,000 population	2,356.2		Rape	4	0	0
			Sodomy	0	0	0
			Sexual Assault With An Object	0	0	0
			Fondling	1	1	0
			Incest	1	0	0
Arrest Overview			Statutory Rape	1	0	0
Total Arrests	293		Aggravated Assault	2	2	2
Adult Arrests	270		Simple Assault	40	29	22
Juvenile Arrests	23		Intimidation	23	10	5
Unknown Age	0		Human Trafficking, Commercial Sex Acts	1	0	0
Arrests per 100,000 population	2,456.8		Human Trafficking, Involuntary Servitude	0	0	0
			Crimes Against Property			
Average number offenses/incident	1.08		Arson	0	0	0
			Bribery	0	0	0
			Burglary/Breaking & Entering	7	3	2
Group B Arrests			Counterfeiting/Forgery	4	0	0
Offense	Adult	Juvenile	Destruction/Damage/Vandalism of Property	28	9	3
Bad Checks	1	0	Embezzlement	2	0	0
Curfew/Loitering/Vagrancy Violations	0	0	Extortion/Blackmail	6	0	0
Disorderly Conduct	2	0	False Pretenses/Swindle/Confidence Game	35	1	0
Driving Under the Influence	100	0	Credit Card/Automated Teller Machine Fraud	0	0	0
Drunkenness	0	0	Impersonation	0	0	0
Family Offenses (Nonviolent)	1	0	Welfare Fraud	0	0	0
Liquor Law Violations	4	2	Wire Fraud	0	0	0
Peeping Tom	0	0	Identity Theft	6	1	0
Trespass of Real Property	5	2	Hacking/Computer Invasion	1	0	0
All Other Offenses	104	5	Robbery	0	0	0
Total Group B	217	9	Pocket-picking	0	0	0
			Purse-snatching	0	0	0
			Shoplifting	23	15	12
			Theft From Building	4	1	0
			Theft From Coin Operated Machine or Device	0	0	0
			Theft From Motor Vehicle	5	0	0
			Theft of Motor Vehicle Parts/Accessories	8	1	1
			All Other Larceny	60	11	3
			Motor Vehicle Theft	3	1	0
			Stolen Property Offenses	0	0	0
			Crimes Against Society			
			Drug/Narcotic Violations	14	9	3
			Drug Equipment Violations	1	0	0
			Betting/Wagering	0	0	0
			Operating/Promoting/Assisting Gambling	0	0	0
			Gambling Equipment Violations	0	0	0
			Sports Tampering	0	0	0
			Pornography/Obscene Material	1	0	0
			Prostitution	0	0	0
			Assisting or Promoting Prostitution	0	0	0
			Purchasing Prostitution	0	0	0
			Weapon Law Violations	0	0	0
			Animal Cruelty	0	0	0
			Total Group A Offenses		281	94
					53	14

(*) Offenses are counted using the FBI Units of Count for Crime

(**) The 'Arrests' column shows arrests made for incidents during the selected period, regardless of arrest date. Arrest counts for the same period may change over time.

This report is valid as of August 22, 2024 and is subject to change

Westbrook PD - ME0030800 - NIBRS Agency Crime Overview - 2023

2023 Population Estimate		20,753	Offenses (*)		Arrests (**)			
			Reported	Cleared	Adult	Juvenile		
Offense Overview			Crimes Against Persons					
Offense Total	731	Murder and Nonnegligent Manslaughter	3	1	1	0		
Number Cleared	394	Negligent Manslaughter	0	0	0	0		
Percent Cleared	53.90 %	Kidnapping/Abduction	0	0	0	0		
Group A Crimes per 100,000 population	3,522.4	Rape	10	1	0	0		
		Sodomy	0	0	0	0		
		Sexual Assault With An Object	0	0	0	0		
		Fondling	10	2	1	0		
		Incest	1	0	1	0		
Arrest Overview			Statutory Rape	1	0	2	0	
Total Arrests	690	Aggravated Assault	19	12	12	0		
Adult Arrests	638	Simple Assault	93	63	39	12		
Juvenile Arrests	52	Intimidation	68	41	18	4		
Unknown Age	0	Human Trafficking, Commercial Sex Acts	0	0	0	0		
Arrests per 100,000 population	3,324.8	Human Trafficking, Involuntary Servitude	0	0	0	0		
		Crimes Against Property						
Average number offenses/incident	1.19	Arson	1	0	0	0		
		Bribery	0	0	0	0		
		Burglary/Breaking & Entering	15	4	1	1		
		Counterfeiting/Forgery	15	4	0	0		
Group B Arrests				Destruction/Damage/Vandalism of Property	67	26	7	4
Offense	Adult	Juvenile	Embezzlement	1	0	1	0	
Bad Checks	1	0	Extortion/Blackmail	1	0	0	0	
Curfew/Loitering/Vagrancy Violations	0	0	False Pretenses/Swindle/Confidence Game	41	10	6	1	
Disorderly Conduct	12	1	Credit Card/Automated Teller Machine Fraud	15	8	0	0	
Driving Under the Influence	99	0	Impersonation	4	0	0	0	
Drunkenness	0	0	Welfare Fraud	0	0	0	0	
Family Offenses (Nonviolent)	3	0	Wire Fraud	4	0	0	0	
Liquor Law Violations	12	4	Identity Theft	5	0	0	0	
Peeping Tom	0	0	Hacking/Computer Invasion	0	0	0	0	
Trespass of Real Property	16	0	Robbery	8	3	1	1	
All Other Offenses	249	12	Pocket-picking	1	1	1	0	
Total Group B	392	17	Purse-snatching	0	0	0	0	
			Shoplifting	101	72	64	2	
			Theft From Building	30	5	2	2	
			Theft From Coin Operated Machine or Device	0	0	0	0	
			Theft From Motor Vehicle	26	6	0	1	
			Theft of Motor Vehicle Parts/Accessories	4	0	0	0	
			All Other Larceny	42	12	11	1	
			Motor Vehicle Theft	23	8	6	5	
			Stolen Property Offenses	0	0	0	0	
			Crimes Against Society					
			Drug/Narcotic Violations	99	95	65	0	
			Drug Equipment Violations	7	7	1	0	
			Betting/Wagering	0	0	0	0	
			Operating/Promoting/Assisting Gambling	0	0	0	0	
			Gambling Equipment Violations	0	0	0	0	
			Sports Tampering	0	0	0	0	
			Pornography/Obscene Material	1	0	0	0	
			Prostitution	1	0	0	0	
			Assisting or Promoting Prostitution	1	1	1	0	
			Purchasing Prostitution	2	2	2	0	
			Weapon Law Violations	11	10	3	1	
			Animal Cruelty	0	0	0	0	
			Total Group A Offenses	731	394	246	35	

(*) Offenses are counted using the FBI Units of Count for Crime

(**) The 'Arrests' column shows arrests made for incidents during the selected period, regardless of arrest date. Arrest counts for the same period may change over time.

This report is valid as of August 22, 2024 and is subject to change

Wilton PD - ME0040300 - NIBRS Agency Crime Overview - 2023

2023 Population Estimate		3,891	Offenses (*)		Arrests (**)	
			Reported	Cleared	Adult	Juvenile
Offense Overview			Crimes Against Persons			
Offense Total	84		Murder and Nonnegligent Manslaughter	0	0	0
Number Cleared	51		Negligent Manslaughter	0	0	0
Percent Cleared	60.71 %		Kidnapping/Abduction	0	0	0
Group A Crimes per 100,000 population	2,158.8		Rape	2	0	0
			Sodomy	0	0	0
			Sexual Assault With An Object	0	0	0
			Fondling	2	1	1
			Incest	0	0	0
Arrest Overview			Statutory Rape	0	0	0
Total Arrests	146		Aggravated Assault	5	4	0
Adult Arrests	133		Simple Assault	12	7	1
Juvenile Arrests	13		Intimidation	3	2	0
Unknown Age	0		Human Trafficking, Commercial Sex Acts	0	0	0
Arrests per 100,000 population	3,752.2		Human Trafficking, Involuntary Servitude	0	0	0
		Crimes Against Property				
Average number offenses/incident	1.09		Arson	0	0	0
			Bribery	0	0	0
			Burglary/Breaking & Entering	2	1	0
			Counterfeiting/Forgery	3	2	5
Group B Arrests			Destruction/Damage/Vandalism of Property	5	4	1
Offense	Adult	Juvenile	Embezzlement	0	0	0
Bad Checks	1	0	Extortion/Blackmail	0	0	0
Curfew/Loitering/Vagrancy Violations	0	0	False Pretenses/Swindle/Confidence Game	6	3	1
Disorderly Conduct	1	0	Credit Card/Automated Teller Machine Fraud	0	0	0
Driving Under the Influence	11	0	Impersonation	0	0	0
Drunkenness	0	0	Welfare Fraud	0	0	0
Family Offenses (Nonviolent)	0	0	Wire Fraud	0	0	0
Liquor Law Violations	0	0	Identity Theft	0	0	0
Peeping Tom	0	0	Hacking/Computer Invasion	0	0	0
Trespass of Real Property	1	0	Robbery	0	0	0
All Other Offenses	78	1	Pocket-picking	0	0	0
Total Group B	92	1	Purse-snatching	0	0	0
			Shoplifting	0	0	0
			Theft From Building	0	0	0
			Theft From Coin Operated Machine or Device	0	0	0
			Theft From Motor Vehicle	2	1	0
			Theft of Motor Vehicle Parts/Accessories	0	0	0
			All Other Larceny	15	8	5
			Motor Vehicle Theft	4	1	0
			Stolen Property Offenses	0	0	0
			Crimes Against Society			
			Drug/Narcotic Violations	22	17	15
			Drug Equipment Violations	0	0	0
			Betting/Wagering	0	0	0
			Operating/Promoting/Assisting Gambling	0	0	0
			Gambling Equipment Violations	0	0	0
			Sports Tampering	0	0	0
			Pornography/Obscene Material	0	0	0
			Prostitution	0	0	0
			Assisting or Promoting Prostitution	0	0	0
			Purchasing Prostitution	0	0	0
			Weapon Law Violations	1	0	0
			Animal Cruelty	0	0	0
			Total Group A Offenses	84	51	41
						12

(*) Offenses are counted using the FBI Units of Count for Crime

(**) The 'Arrests' column shows arrests made for incidents during the selected period, regardless of arrest date. Arrest counts for the same period may change over time.

This report is valid as of August 22, 2024 and is subject to change

Windham PD - ME0031500 - NIBRS Agency Crime Overview - 2023

2023 Population Estimate		19,454	Offenses (*)		Arrests (**)		
			Reported	Cleared	Adult	Juvenile	
Offense Overview			Crimes Against Persons				
Offense Total	344		Murder and Nonnegligent Manslaughter	0	0	0	
Number Cleared	166		Negligent Manslaughter	0	0	0	
Percent Cleared	48.26 %		Kidnapping/Abduction	0	0	0	
Group A Crimes per 100,000 population	1,768.3		Rape	3	1	0	
			Sodomy	0	0	0	
			Sexual Assault With An Object	0	0	0	
			Fondling	1	1	1	
			Incest	0	0	0	
Arrest Overview			Statutory Rape	3	1	0	
Total Arrests	325		Aggravated Assault	8	6	4	
Adult Arrests	305		Simple Assault	51	38	33	
Juvenile Arrests	20		Intimidation	13	7	3	
Unknown Age	0		Human Trafficking, Commercial Sex Acts	0	0	0	
Arrests per 100,000 population	1,670.6		Human Trafficking, Involuntary Servitude	0	0	0	
		Crimes Against Property					
Average number offenses/incident	1.08		Arson	1	0	0	
			Bribery	0	0	0	
			Burglary/Breaking & Entering	21	2	0	
			Counterfeiting/Forgery	7	3	1	
Group B Arrests				Destruction/Damage/Vandalism of Property	32	6	3
Offense	Adult	Juvenile		Embezzlement	0	0	0
Bad Checks	0	0		Extortion/Blackmail	0	0	0
Curfew/Loitering/Vagrancy Violations	0	0		False Pretenses/Swindle/Confidence Game	2	0	1
Disorderly Conduct	3	2		Credit Card/Automated Teller Machine Fraud	0	0	0
Driving Under the Influence	83	1		Impersonation	0	0	0
Drunkenness	0	0		Welfare Fraud	0	0	0
Family Offenses (Nonviolent)	0	0		Wire Fraud	4	0	0
Liquor Law Violations	5	2		Identity Theft	0	0	0
Peeping Tom	0	0		Hacking/Computer Invasion	0	0	0
Trespass of Real Property	3	0		Robbery	0	0	0
All Other Offenses	69	1		Pocket-picking	0	0	0
Total Group B	163	6		Purse-snatching	0	0	0
				Shoplifting	19	15	3
				Theft From Building	1	1	0
				Theft From Coin Operated Machine or Device	0	0	0
				Theft From Motor Vehicle	12	1	1
				Theft of Motor Vehicle Parts/Accessories	3	0	0
				All Other Larceny	95	28	36
				Motor Vehicle Theft	12	4	1
				Stolen Property Offenses	1	1	0
				Crimes Against Society			
				Drug/Narcotic Violations	51	50	50
				Drug Equipment Violations	0	0	0
				Betting/Wagering	0	0	0
				Operating/Promoting/Assisting Gambling	0	0	0
				Gambling Equipment Violations	0	0	0
				Sports Tampering	0	0	0
				Pornography/Obscene Material	1	0	0
				Prostitution	0	0	0
				Assisting or Promoting Prostitution	0	0	0
				Purchasing Prostitution	0	0	0
				Weapon Law Violations	3	1	3
				Animal Cruelty	0	0	0
				Total Group A Offenses	344	166	142
							14

(*) Offenses are counted using the FBI Units of Count for Crime

(**) The 'Arrests' column shows arrests made for incidents during the selected period, regardless of arrest date. Arrest counts for the same period may change over time.

This report is valid as of August 22, 2024 and is subject to change

Winslow PD - ME0060700 - NIBRS Agency Crime Overview - 2023

2023 Population Estimate		8,060	Offenses (*)		Arrests (**)	
			Reported	Cleared	Adult	Juvenile
Offense Overview			Crimes Against Persons			
Offense Total	221		Murder and Nonnegligent Manslaughter	0	0	0
Number Cleared	66		Negligent Manslaughter	0	0	0
Percent Cleared	29.86 %		Kidnapping/Abduction	0	0	0
Group A Crimes per 100,000 population	2,741.9		Rape	3	0	0
			Sodomy	0	0	0
			Sexual Assault With An Object	0	0	0
			Fondling	5	0	0
			Incest	1	0	0
Arrest Overview			Statutory Rape	0	0	0
Total Arrests	138		Aggravated Assault	7	6	5
Adult Arrests	131		Simple Assault	41	19	11
Juvenile Arrests	7		Intimidation	21	8	1
Unknown Age	0		Human Trafficking, Commercial Sex Acts	0	0	0
Arrests per 100,000 population	1,712.2		Human Trafficking, Involuntary Servitude	0	0	0
			Crimes Against Property			
Average number offenses/incident	1.16		Arson	1	0	0
			Bribery	0	0	0
			Burglary/Breaking & Entering	2	1	0
Group B Arrests			Counterfeiting/Forgery	5	0	0
Offense	Adult	Juvenile	Destruction/Damage/Vandalism of Property	46	9	4
Bad Checks	0	0	Embezzlement	0	0	0
Curfew/Loitering/Vagrancy Violations	0	0	Extortion/Blackmail	1	1	1
Disorderly Conduct	1	0	False Pretenses/Swindle/Confidence Game	9	0	0
Driving Under the Influence	15	1	Credit Card/Automated Teller Machine Fraud	3	0	0
Drunkenness	0	0	Impersonation	0	0	0
Family Offenses (Nonviolent)	0	0	Welfare Fraud	0	0	0
Liquor Law Violations	0	0	Wire Fraud	0	0	0
Peeping Tom	0	0	Identity Theft	0	0	0
Trespass of Real Property	1	0	Hacking/Computer Invasion	0	0	0
All Other Offenses	76	1	Robbery	0	0	0
Total Group B	93	2	Pocket-picking	0	0	0
			Purse-snatching	0	0	0
			Shoplifting	10	5	5
			Theft From Building	0	0	0
			Theft From Coin Operated Machine or Device	0	0	0
			Theft From Motor Vehicle	4	1	0
			Theft of Motor Vehicle Parts/Accessories	0	0	0
			All Other Larceny	44	10	8
			Motor Vehicle Theft	5	2	2
			Stolen Property Offenses	0	0	0
			Crimes Against Society			
			Drug/Narcotic Violations	8	3	1
			Drug Equipment Violations	2	1	0
			Betting/Wagering	1	0	0
			Operating/Promoting/Assisting Gambling	0	0	0
			Gambling Equipment Violations	1	0	0
			Sports Tampering	0	0	0
			Pornography/Obscene Material	0	0	0
			Prostitution	0	0	0
			Assisting or Promoting Prostitution	0	0	0
			Purchasing Prostitution	0	0	0
			Weapon Law Violations	1	0	0
			Animal Cruelty	0	0	0
			Total Group A Offenses		221	66
					38	5

(*) Offenses are counted using the FBI Units of Count for Crime

(**) The 'Arrests' column shows arrests made for incidents during the selected period, regardless of arrest date. Arrest counts for the same period may change over time.

This report is valid as of August 22, 2024 and is subject to change

Winter Harbor PD - ME0051500 - NIBRS Agency Crime Overview - 2023

2023 Population Estimate		481	Offenses (*)		Arrests (**)	
Offense Overview			Reported	Cleared	Adult	Juvenile
Group A Offenses						
Crimes Against Persons						
Offense Total	6	Murder and Nonnegligent Manslaughter	0	0	0	0
Number Cleared	3	Negligent Manslaughter	0	0	0	0
Percent Cleared	50.00 %	Kidnapping/Abduction	0	0	0	0
Group A Crimes per 100,000 population	1,247.4	Rape	1	1	0	0
		Sodomy	0	0	0	0
		Sexual Assault With An Object	0	0	0	0
		Fondling	0	0	0	0
		Incest	0	0	0	0
		Statutory Rape	0	0	0	0
Total Arrests	2	Aggravated Assault	0	0	0	0
Adult Arrests	2	Simple Assault	1	1	1	0
Juvenile Arrests	0	Intimidation	1	0	0	0
Unknown Age	0	Human Trafficking, Commercial Sex Acts	0	0	0	0
Arrests per 100,000 population	415.8	Human Trafficking, Involuntary Servitude	0	0	0	0
		Crimes Against Property				
		Arson	0	0	0	0
		Bribery	0	0	0	0
Average number offenses/incident	1.00	Burglary/Breaking & Entering	1	1	0	0
		Counterfeiting/Forgery	0	0	0	0
		Destruction/Damage/Vandalism of Property	1	0	0	0
		Embezzlement	0	0	0	0
		Extortion/Blackmail	0	0	0	0
		False Pretenses/Swindle/Confidence Game	1	0	0	0
		Credit Card/Automated Teller Machine Fraud	0	0	0	0
		Impersonation	0	0	0	0
		Welfare Fraud	0	0	0	0
		Wire Fraud	0	0	0	0
		Identity Theft	0	0	0	0
		Hacking/Computer Invasion	0	0	0	0
		Robbery	0	0	0	0
		Pocket-picking	0	0	0	0
		Purse-snatching	0	0	0	0
		Shoplifting	0	0	0	0
		Theft From Building	0	0	0	0
		Theft From Coin Operated Machine or Device	0	0	0	0
		Theft From Motor Vehicle	0	0	0	0
		Theft of Motor Vehicle Parts/Accessories	0	0	0	0
		All Other Larceny	0	0	0	0
		Motor Vehicle Theft	0	0	0	0
		Stolen Property Offenses	0	0	0	0
		Crimes Against Society				
		Drug/Narcotic Violations	0	0	0	0
		Drug Equipment Violations	0	0	0	0
		Betting/Wagering	0	0	0	0
		Operating/Promoting/Assisting Gambling	0	0	0	0
		Gambling Equipment Violations	0	0	0	0
		Sports Tampering	0	0	0	0
		Pornography/Obscene Material	0	0	0	0
		Prostitution	0	0	0	0
		Assisting or Promoting Prostitution	0	0	0	0
		Purchasing Prostitution	0	0	0	0
		Weapon Law Violations	0	0	0	0
		Animal Cruelty	0	0	0	0
		Total Group A Offenses	6	3	1	0
Group B Arrests						
Offense	Adult	Juvenile				
Bad Checks	0	0				
Curfew/Loitering/Vagrancy Violations	0	0				
Disorderly Conduct	0	0				
Driving Under the Influence	0	0				
Drunkenness	0	0				
Family Offenses (Nonviolent)	0	0				
Liquor Law Violations	0	0				
Peeping Tom	0	0				
Trespass of Real Property	1	0				
All Other Offenses	0	0				
Total Group B	1	0				

(*) Offenses are counted using the FBI Units of Count for Crime

(**) The 'Arrests' column shows arrests made for incidents during the selected period, regardless of arrest date. Arrest counts for the same period may change over time.

This report is valid as of August 22, 2024 and is subject to change

Winthrop PD - ME0060800 - NIBRS Agency Crime Overview - 2023

2023 Population Estimate		6,208	Offenses (*)		Arrests (**)	
			Reported	Cleared	Adult	Juvenile
Offense Overview			Crimes Against Persons			
Offense Total	153		Murder and Nonnegligent Manslaughter	0	0	0
Number Cleared	53		Negligent Manslaughter	0	0	0
Percent Cleared	34.64 %		Kidnapping/Abduction	0	0	0
Group A Crimes per 100,000 population	2,464.6		Rape	0	0	0
			Sodomy	0	0	0
			Sexual Assault With An Object	0	0	0
			Fondling	1	0	0
			Incest	0	0	0
Arrest Overview			Statutory Rape	0	0	0
Total Arrests	59		Aggravated Assault	2	2	3
Adult Arrests	52		Simple Assault	13	10	3
Juvenile Arrests	7		Intimidation	11	7	4
Unknown Age	0		Human Trafficking, Commercial Sex Acts	0	0	0
Arrests per 100,000 population	950.4		Human Trafficking, Involuntary Servitude	0	0	0
			Crimes Against Property			
Average number offenses/incident	1.18		Arson	0	0	0
			Bribery	0	0	0
			Burglary/Breaking & Entering	21	5	0
Group B Arrests			Counterfeiting/Forgery	2	0	0
Offense	Adult	Juvenile	Destruction/Damage/Vandalism of Property	26	5	0
Bad Checks	0	0	Embezzlement	0	0	0
Curfew/Loitering/Vagrancy Violations	0	0	Extortion/Blackmail	0	0	0
Disorderly Conduct	0	0	False Pretenses/Swindle/Confidence Game	17	0	0
Driving Under the Influence	7	0	Credit Card/Automated Teller Machine Fraud	0	0	0
Drunkenness	0	0	Impersonation	2	0	0
Family Offenses (Nonviolent)	2	0	Welfare Fraud	0	0	0
Liquor Law Violations	0	1	Wire Fraud	0	0	0
Peeping Tom	0	0	Identity Theft	0	0	0
Trespass of Real Property	2	1	Hacking/Computer Invasion	0	0	0
All Other Offenses	19	0	Robbery	0	0	0
Total Group B	30	2	Pocket-picking	0	0	0
			Purse-snatching	0	0	0
			Shoplifting	11	6	2
			Theft From Building	3	0	0
			Theft From Coin Operated Machine or Device	0	0	0
			Theft From Motor Vehicle	1	0	0
			Theft of Motor Vehicle Parts/Accessories	1	0	0
			All Other Larceny	27	5	2
			Motor Vehicle Theft	6	4	2
			Stolen Property Offenses	0	0	0
			Crimes Against Society			
			Drug/Narcotic Violations	5	5	3
			Drug Equipment Violations	1	1	0
			Betting/Wagering	0	0	0
			Operating/Promoting/Assisting Gambling	0	0	0
			Gambling Equipment Violations	0	0	0
			Sports Tampering	0	0	0
			Pornography/Obscene Material	0	0	0
			Prostitution	0	0	0
			Assisting or Promoting Prostitution	0	0	0
			Purchasing Prostitution	0	0	0
			Weapon Law Violations	3	3	3
			Animal Cruelty	0	0	0
			Total Group A Offenses		153	53
					22	5

(*) Offenses are counted using the FBI Units of Count for Crime

(**) The 'Arrests' column shows arrests made for incidents during the selected period, regardless of arrest date. Arrest counts for the same period may change over time.

This report is valid as of August 22, 2024 and is subject to change

Wiscasset PD - ME0080400 - NIBRS Agency Crime Overview - 2023

2023 Population Estimate		3,900	Offenses (*)		Arrests (**)			
			Reported	Cleared	Adult	Juvenile		
Offense Overview			Crimes Against Persons					
Offense Total	172		Murder and Nonnegligent Manslaughter	0	0	0		
Number Cleared	107		Negligent Manslaughter	0	0	0		
Percent Cleared	62.21 %		Kidnapping/Abduction	0	0	0		
Group A Crimes per 100,000 population	4,410.3		Rape	5	0	0		
			Sodomy	0	0	0		
			Sexual Assault With An Object	0	0	0		
			Fondling	0	0	0		
			Incest	0	0	0		
Arrest Overview			Statutory Rape	0	0	0		
Total Arrests	256		Aggravated Assault	4	4	0		
Adult Arrests	249		Simple Assault	34	27	1		
Juvenile Arrests	7		Intimidation	43	30	2		
Unknown Age	0		Human Trafficking, Commercial Sex Acts	0	0	0		
Arrests per 100,000 population	6,564.1		Human Trafficking, Involuntary Servitude	0	0	0		
			Crimes Against Property					
Average number offenses/incident	1.23		Arson	0	0	0		
			Bribery	0	0	0		
			Burglary/Breaking & Entering	5	3	2		
			Counterfeiting/Forgery	3	2	1		
Group B Arrests				Destruction/Damage/Vandalism of Property	24	15	8	
Offense	Adult	Juvenile	Embezzlement	0	0	0		
Bad Checks	2	0	Extortion/Blackmail	0	0	0		
Curfew/Loitering/Vagrancy Violations	0	0	False Pretenses/Swindle/Confidence Game	3	0	0		
Disorderly Conduct	3	0	Credit Card/Automated Teller Machine Fraud	1	0	0		
Driving Under the Influence	74	1	Impersonation	0	0	0		
Drunkenness	0	0	Welfare Fraud	0	0	0		
Family Offenses (Nonviolent)	2	0	Wire Fraud	0	0	0		
Liquor Law Violations	0	0	Identity Theft	0	0	0		
Peeping Tom	0	0	Hacking/Computer Invasion	0	0	0		
Trespass of Real Property	4	0	Robbery	0	0	0		
All Other Offenses	94	1	Pocket-picking	0	0	0		
Total Group B	179	2	Purse-snatching	0	0	0		
			Shoplifting	0	0	0		
			Theft From Building	0	0	0		
			Theft From Coin Operated Machine or Device	0	0	0		
			Theft From Motor Vehicle	0	0	0		
			Theft of Motor Vehicle Parts/Accessories	0	0	0		
			All Other Larceny	31	11	8		
			Motor Vehicle Theft	0	0	0		
			Stolen Property Offenses	0	0	0		
			Crimes Against Society					
			Drug/Narcotic Violations	16	12	13		
			Drug Equipment Violations	0	0	0		
			Betting/Wagering	0	0	0		
			Operating/Promoting/Assisting Gambling	0	0	0		
			Gambling Equipment Violations	0	0	0		
			Sports Tampering	0	0	0		
			Pornography/Obscene Material	0	0	0		
			Prostitution	0	0	0		
			Assisting or Promoting Prostitution	0	0	0		
			Purchasing Prostitution	0	0	0		
			Weapon Law Violations	3	3	2		
			Animal Cruelty	0	0	0		
			Total Group A Offenses		172	107	70	5

(*) Offenses are counted using the FBI Units of Count for Crime

(**) The 'Arrests' column shows arrests made for incidents during the selected period, regardless of arrest date. Arrest counts for the same period may change over time.

This report is valid as of August 22, 2024 and is subject to change

Yarmouth PD - ME0031400 - NIBRS Agency Crime Overview - 2023

2023 Population Estimate		9,138	Offenses (*)		Arrests (**)	
			Reported	Cleared	Adult	Juvenile
Offense Overview			Crimes Against Persons			
Offense Total	104		Murder and Nonnegligent Manslaughter	0	0	0
Number Cleared	17		Negligent Manslaughter	0	0	0
Percent Cleared	16.35 %		Kidnapping/Abduction	1	0	0
Group A Crimes per 100,000 population	1,138.1		Rape	2	0	0
			Sodomy	0	0	0
			Sexual Assault With An Object	0	0	0
			Fondling	2	1	1
			Incest	0	0	0
Arrest Overview			Statutory Rape	1	0	0
Total Arrests	55		Aggravated Assault	4	2	1
Adult Arrests	41		Simple Assault	13	8	6
Juvenile Arrests	14		Intimidation	5	0	0
Unknown Age	0		Human Trafficking, Commercial Sex Acts	0	0	0
			Human Trafficking, Involuntary Servitude	0	0	0
Arrests per 100,000 population	601.9		Crimes Against Property			
Average number offenses/incident	1.17		Arson	1	0	0
			Bribery	0	0	0
			Burglary/Breaking & Entering	3	0	0
			Counterfeiting/Forgery	7	1	1
Group B Arrests				Destruction/Damage/Vandalism of Property	14	1
Offense	Adult	Juvenile	Embezzlement	0	0	0
Bad Checks	0	0	Extortion/Blackmail	0	0	0
Curfew/Loitering/Vagrancy Violations	0	0	False Pretenses/Swindle/Confidence Game	14	0	0
Disorderly Conduct	2	0	Credit Card/Automated Teller Machine Fraud	5	0	0
Driving Under the Influence	11	0	Impersonation	0	0	0
Drunkenness	1	0	Welfare Fraud	0	0	0
Family Offenses (Nonviolent)	0	0	Wire Fraud	0	0	0
Liquor Law Violations	1	10	Identity Theft	0	0	0
Peeping Tom	0	0	Hacking/Computer Invasion	0	0	0
Trespass of Real Property	0	0	Robbery	0	0	0
All Other Offenses	15	0	Pocket-picking	0	0	0
Total Group B	30	10	Purse-snatching	0	0	0
			Shoplifting	0	0	0
			Theft From Building	0	0	0
			Theft From Coin Operated Machine or Device	0	0	0
			Theft From Motor Vehicle	1	0	0
			Theft of Motor Vehicle Parts/Accessories	0	0	0
			All Other Larceny	24	1	0
			Motor Vehicle Theft	3	0	0
			Stolen Property Offenses	0	0	0
			Crimes Against Society			
			Drug/Narcotic Violations	4	3	1
			Drug Equipment Violations	0	0	0
			Betting/Wagering	0	0	0
			Operating/Promoting/Assisting Gambling	0	0	0
			Gambling Equipment Violations	0	0	0
			Sports Tampering	0	0	0
			Pornography/Obscene Material	0	0	0
			Prostitution	0	0	0
			Assisting or Promoting Prostitution	0	0	0
			Purchasing Prostitution	0	0	0
			Weapon Law Violations	0	0	0
			Animal Cruelty	0	0	0
			Total Group A Offenses	104	17	11
				4		

(*) Offenses are counted using the FBI Units of Count for Crime

(**) The 'Arrests' column shows arrests made for incidents during the selected period, regardless of arrest date. Arrest counts for the same period may change over time.

This report is valid as of August 22, 2024 and is subject to change

York PD - ME0161600 - NIBRS Agency Crime Overview - 2023

2023 Population Estimate		14,132	Offenses (*)		Arrests (**)	
			Reported	Cleared	Adult	Juvenile
Offense Overview			Crimes Against Persons			
Offense Total	268		Murder and Nonnegligent Manslaughter	0	0	0
Number Cleared	64		Negligent Manslaughter	0	0	0
Percent Cleared	23.88 %		Kidnapping/Abduction	0	0	0
Group A Crimes per 100,000 population	1,896.4		Rape	3	1	0
			Sodomy	0	0	0
			Sexual Assault With An Object	0	0	0
			Fondling	1	0	0
			Incest	0	0	0
Arrest Overview			Statutory Rape	1	0	0
Total Arrests	189		Aggravated Assault	3	2	2
Adult Arrests	184		Simple Assault	36	16	8
Juvenile Arrests	5		Intimidation	25	6	4
Unknown Age	0		Human Trafficking, Commercial Sex Acts	0	0	0
Arrests per 100,000 population	1,337.4		Human Trafficking, Involuntary Servitude	0	0	0
			Crimes Against Property			
Average number offenses/incident	1.07		Arson	0	0	0
			Bribery	0	0	0
			Burglary/Breaking & Entering	6	2	2
Group B Arrests				Counterfeiting/Forgery	9	0
Offense	Adult	Juvenile		Destruction/Damage/Vandalism of Property	48	4
Bad Checks	0	0		Embezzlement	2	1
Curfew/Loitering/Vagrancy Violations	0	0		Extortion/Blackmail	0	0
Disorderly Conduct	4	0		False Pretenses/Swindle/Confidence Game	22	2
Driving Under the Influence	78	0		Credit Card/Automated Teller Machine Fraud	16	2
Drunkenness	0	0		Impersonation	0	0
Family Offenses (Nonviolent)	0	0		Welfare Fraud	0	0
Liquor Law Violations	3	2		Wire Fraud	0	0
Peeping Tom	0	0		Identity Theft	0	0
Trespass of Real Property	0	2		Hacking/Computer Invasion	0	0
All Other Offenses	53	0		Robbery	0	0
Total Group B	138	4		Pocket-picking	0	0
				Purse-snatching	0	0
				Shoplifting	4	3
				Theft From Building	0	0
				Theft From Coin Operated Machine or Device	0	0
				Theft From Motor Vehicle	8	1
				Theft of Motor Vehicle Parts/Accessories	0	0
				All Other Larceny	57	10
				Motor Vehicle Theft	10	2
				Stolen Property Offenses	0	0
				Crimes Against Society		
				Drug/Narcotic Violations	12	8
				Drug Equipment Violations	1	1
				Betting/Wagering	0	0
				Operating/Promoting/Assisting Gambling	1	1
				Gambling Equipment Violations	0	0
				Sports Tampering	0	0
				Pornography/Obscene Material	1	1
				Prostitution	0	0
				Assisting or Promoting Prostitution	0	0
				Purchasing Prostitution	0	0
				Weapon Law Violations	2	1
				Animal Cruelty	0	0
				Total Group A Offenses	268	64
					46	1

(*) Offenses are counted using the FBI Units of Count for Crime

(**) The 'Arrests' column shows arrests made for incidents during the selected period, regardless of arrest date. Arrest counts for the same period may change over time.

This report is valid as of August 22, 2024 and is subject to change

York SO - ME0160000 - NIBRS Agency Crime Overview - 2023

2023 Population Estimate		52,692	Offenses (*)		Arrests (**)	
			Reported	Cleared	Adult	Juvenile
Offense Overview			Crimes Against Persons			
Offense Total	619		Murder and Nonnegligent Manslaughter	0	0	0
Number Cleared	230		Negligent Manslaughter	0	0	0
Percent Cleared	37.16 %		Kidnapping/Abduction	0	0	0
Group A Crimes per 100,000 population	1,174.8		Rape	18	0	0
			Sodomy	0	0	0
			Sexual Assault With An Object	0	0	0
			Fondling	8	1	0
			Incest	0	0	0
Arrest Overview			0	0	0	
Total Arrests	508		Statutory Rape	0	0	0
Adult Arrests	475		Aggravated Assault	11	6	6
Juvenile Arrests	33		Simple Assault	106	64	50
Unknown Age	0		Intimidation	53	32	13
Arrests per 100,000 population	964.1		Human Trafficking, Commercial Sex Acts	0	0	0
			Human Trafficking, Involuntary Servitude	0	0	0
			Crimes Against Property			
Average number offenses/incident	1.10		Arson	4	0	0
			Bribery	0	0	0
			Burglary/Breaking & Entering	32	10	9
Group B Arrests					4	
Offense	Adult	Juvenile	Counterfeiting/Forgery	7	1	0
Bad Checks	0	0	Destruction/Damage/Vandalism of Property	89	21	8
Curfew/Loitering/Vagrancy Violations	0	0	Embezzlement	0	0	0
Disorderly Conduct	4	1	Extortion/Blackmail	1	0	0
Driving Under the Influence	79	0	False Pretenses/Swindle/Confidence Game	48	4	3
Drunkenness	0	0	Credit Card/Automated Teller Machine Fraud	8	1	0
Family Offenses (Nonviolent)	0	0	Impersonation	3	0	0
Liquor Law Violations	9	2	Welfare Fraud	0	0	0
Peeping Tom	0	0	Wire Fraud	2	0	0
Trespass of Real Property	15	0	Identity Theft	4	0	0
All Other Offenses	214	5	Hacking/Computer Invasion	3	1	0
Total Group B	321	8	Robbery	1	0	0
			Pocket-picking	0	0	0
			Purse-snatching	0	0	0
			Shoplifting	17	5	4
			Theft From Building	0	0	0
			Theft From Coin Operated Machine or Device	0	0	0
			Theft From Motor Vehicle	20	0	0
			Theft of Motor Vehicle Parts/Accessories	8	0	0
			All Other Larceny	81	13	10
			Motor Vehicle Theft	32	13	11
			Stolen Property Offenses	0	0	0
			Crimes Against Society			
			Drug/Narcotic Violations	56	53	37
			Drug Equipment Violations	0	0	0
			Betting/Wagering	0	0	0
			Operating/Promoting/Assisting Gambling	0	0	0
			Gambling Equipment Violations	0	0	0
			Sports Tampering	0	0	0
			Pornography/Obscene Material	3	1	1
			Prostitution	0	0	0
			Assisting or Promoting Prostitution	0	0	0
			Purchasing Prostitution	0	0	0
			Weapon Law Violations	4	4	2
			Animal Cruelty	0	0	0
			Total Group A Offenses	619	230	154
						25

(*) Offenses are counted using the FBI Units of Count for Crime

(**) The 'Arrests' column shows arrests made for incidents during the selected period, regardless of arrest date. Arrest counts for the same period may change over time.

This report is valid as of August 22, 2024 and is subject to change

Maine Drug Enforcement Agency - MEMDEA000 - NIBRS Agency Crime Overview - 2023

2023 Population Estimate			N/A	Offenses (*)		Arrests (**)	
				Reported	Cleared	Adult	Juvenile
Offense Overview				Crimes Against Persons			
Offense Total		342	Murder and Nonnegligent Manslaughter	0	0	0	0
Number Cleared		212	Negligent Manslaughter	0	0	0	0
Percent Cleared		61.99 %	Kidnapping/Abduction	0	0	0	0
Group A Crimes per 100,000 population		N/A	Rape	0	0	0	0
			Sodomy	0	0	0	0
			Sexual Assault With An Object	0	0	0	0
			Fondling	0	0	0	0
			Incest	0	0	0	0
			Statutory Rape	0	0	0	0
Total Arrests		253	Aggravated Assault	0	0	0	0
Adult Arrests		253	Simple Assault	0	0	0	0
Juvenile Arrests		0	Intimidation	0	0	0	0
Unknown Age		0	Human Trafficking, Commercial Sex Acts	0	0	0	0
			Human Trafficking, Involuntary Servitude	0	0	0	0
Arrests per 100,000 population		N/A	Crimes Against Property				
			Arson	0	0	0	0
Average number offenses/incident		1.01	Bribery	1	0	0	0
			Burglary/Breaking & Entering	0	0	0	0
			Counterfeiting/Forgery	0	0	0	0
			Destruction/Damage/Vandalism of Property	0	0	0	0
			Embezzlement	0	0	0	0
			Extortion/Blackmail	0	0	0	0
			False Pretenses/Swindle/Confidence Game	0	0	0	0
			Credit Card/Automated Teller Machine Fraud	0	0	0	0
			Impersonation	0	0	0	0
			Welfare Fraud	0	0	0	0
			Wire Fraud	0	0	0	0
			Identity Theft	0	0	0	0
			Hacking/Computer Invasion	0	0	0	0
			Robbery	0	0	0	0
			Pocket-picking	0	0	0	0
			Purse-snatching	0	0	0	0
			Shoplifting	0	0	0	0
			Theft From Building	0	0	0	0
			Theft From Coin Operated Machine or Device	0	0	0	0
			Theft From Motor Vehicle	0	0	0	0
			Theft of Motor Vehicle Parts/Accessories	0	0	0	0
			All Other Larceny	0	0	0	0
			Motor Vehicle Theft	0	0	0	0
			Stolen Property Offenses	0	0	0	0
			Crimes Against Society				
			Drug/Narcotic Violations	339	210	249	0
			Drug Equipment Violations	0	0	0	0
			Betting/Wagering	0	0	0	0
			Operating/Promoting/Assisting Gambling	0	0	0	0
			Gambling Equipment Violations	0	0	0	0
			Sports Tampering	0	0	0	0
			Pornography/Obscene Material	0	0	0	0
			Prostitution	0	0	0	0
			Assisting or Promoting Prostitution	0	0	0	0
			Purchasing Prostitution	0	0	0	0
			Weapon Law Violations	2	2	0	0
			Animal Cruelty	0	0	0	0
			Total Group A Offenses	342	212	249	0

(*) Offenses are counted using the FBI Units of Count for Crime

(**) The 'Arrests' column shows arrests made for incidents during the selected period, regardless of arrest date. Arrest counts for the same period may change over time.

This report is valid as of August 22, 2024 and is subject to change

Maine State Police - MEMSP0000 - NIBRS Agency Crime Overview - 2023

2023 Population Estimate			N/A	Offenses (*)		Arrests (**)	
				Reported	Cleared	Adult	Juvenile
Offense Overview				Crimes Against Persons			
Offense Total	2,191		Murder and Nonnegligent Manslaughter	18	18	8	0
Number Cleared	1,397		Negligent Manslaughter	2	1	0	1
Percent Cleared	63.76 %		Kidnapping/Abduction	1	1	1	0
Group A Crimes per 100,000 population	N/A		Rape	25	15	7	1
			Sodomy	2	0	0	0
			Sexual Assault With An Object	0	0	0	0
			Fondling	45	27	4	1
			Incest	0	0	0	0
Arrest Overview							
Total Arrests	1,941		Statutory Rape	0	0	0	0
Adult Arrests	1,881		Aggravated Assault	49	40	38	2
Juvenile Arrests	60		Simple Assault	385	366	239	20
Unknown Age	0		Intimidation	348	245	72	5
Arrests per 100,000 population	N/A		Human Trafficking, Commercial Sex Acts	0	0	0	0
			Human Trafficking, Involuntary Servitude	0	0	0	0
			Crimes Against Property				
			Arson	0	0	0	0
			Bribery	0	0	0	0
Average number offenses/incident	1.12		Burglary/Breaking & Entering	112	33	29	0
			Counterfeiting/Forgery	15	9	4	0
Group B Arrests							
Offense	Adult	Juvenile					
Bad Checks	0	0	Destruction/Damage/Vandalism of Property	229	103	40	4
Curfew/Loitering/Vagrancy Violations	0	0	Embezzlement	2	2	0	0
Disorderly Conduct	51	0	Extortion/Blackmail	0	0	0	0
Driving Under the Influence	457	6	False Pretenses/Swindle/Confidence Game	67	17	11	0
Drunkenness	0	0	Credit Card/Automated Teller Machine Fraud	9	2	0	0
Family Offenses (Nonviolent)	8	0	Impersonation	6	0	0	0
Liquor Law Violations	21	3	Welfare Fraud	0	0	0	0
Peeping Tom	0	0	Wire Fraud	10	1	0	0
Trespass of Real Property	34	0	Identity Theft	8	4	1	0
All Other Offenses	467	1	Hacking/Computer Invasion	0	0	0	0
Total Group B	1,038	10	Robbery	5	4	3	0
			Pocket-picking	0	0	0	0
			Purse-snatching	0	0	0	0
			Shoplifting	31	22	0	0
			Theft From Building	33	12	0	0
			Theft From Coin Operated Machine or Device	0	0	0	0
			Theft From Motor Vehicle	23	4	2	0
			Theft of Motor Vehicle Parts/Accessories	21	1	0	0
			All Other Larceny	268	91	66	2
			Motor Vehicle Theft	88	51	18	5
			Stolen Property Offenses	21	19	20	1
			Crimes Against Society				
			Drug/Narcotic Violations	237	227	225	5
			Drug Equipment Violations	6	4	2	1
			Betting/Wagering	0	0	0	0
			Operating/Promoting/Assisting Gambling	0	0	0	0
			Gambling Equipment Violations	0	0	0	0
			Sports Tampering	0	0	0	0
			Pornography/Obscene Material	89	48	36	1
			Prostitution	0	0	0	0
			Assisting or Promoting Prostitution	0	0	0	0
			Purchasing Prostitution	0	0	0	0
			Weapon Law Violations	34	28	14	1
			Animal Cruelty	2	2	3	0
			Total Group A Offenses	2,191	1,397	843	50

(*) Offenses are counted using the FBI Units of Count for Crime

(**) The 'Arrests' column shows arrests made for incidents during the selected period, regardless of arrest date. Arrest counts for the same period may change over time.

This report is valid as of August 22, 2024 and is subject to change

Office of State Fire Marshal - ME0061700 - NIBRS Agency Crime Overview - 2023

2023 Population Estimate			N/A	Offenses (*)		Arrests (**)		
				Reported	Cleared	Adult	Juvenile	
Offense Overview				Crimes Against Persons				
Offense Total		99	Murder and Nonnegligent Manslaughter		0	0	0	0
Number Cleared		45	Negligent Manslaughter		1	1	1	0
Percent Cleared		45.45 %	Kidnapping/Abduction		0	0	0	0
Group A Crimes per 100,000 population		N/A	Rape		0	0	0	0
			Sodomy		0	0	0	0
			Sexual Assault With An Object		0	0	0	0
			Fondling		0	0	0	0
			Incest		0	0	0	0
			Statutory Rape		0	0	0	0
Total Arrests		41	Aggravated Assault		1	0	0	0
Adult Arrests		27	Simple Assault		0	0	0	0
Juvenile Arrests		14	Intimidation		1	0	0	0
Unknown Age		0	Human Trafficking, Commercial Sex Acts		0	0	0	0
			Human Trafficking, Involuntary Servitude		0	0	0	0
Arrests per 100,000 population		N/A	Crimes Against Property					
Average number offenses/incident		1.18	Arson		82	31	21	9
			Bribery		0	0	0	0
			Burglary/Breaking & Entering		4	4	0	0
			Counterfeiting/Forgery		0	0	0	0
Group B Arrests								
Offense	Adult	Juvenile	Destruction/Damage/Vandalism of Property		7	6	0	1
Bad Checks	0	0	Embezzlement		0	0	0	0
Curfew/Loitering/Vagrancy Violations	0	0	Extortion/Blackmail		0	0	0	0
Disorderly Conduct	0	2	False Pretenses/Swindle/Confidence Game		0	0	0	0
Driving Under the Influence	0	0	Credit Card/Automated Teller Machine Fraud		0	0	0	0
Drunkenness	0	0	Impersonation		0	0	0	0
Family Offenses (Nonviolent)	0	0	Welfare Fraud		0	0	0	0
Liquor Law Violations	0	0	Wire Fraud		0	0	0	0
Peeping Tom	0	0	Identity Theft		0	0	0	0
Trespass of Real Property	0	0	Hacking/Computer Invasion		0	0	0	0
All Other Offenses	5	0	Robbery		0	0	0	0
Total Group B	5	2	Pocket-picking		0	0	0	0
			Purse-snatching		0	0	0	0
			Shoplifting		0	0	0	0
			Theft From Building		0	0	0	0
			Theft From Coin Operated Machine or Device		0	0	0	0
			Theft From Motor Vehicle		0	0	0	0
			Theft of Motor Vehicle Parts/Accessories		0	0	0	0
			All Other Larceny		2	2	0	2
			Motor Vehicle Theft		0	0	0	0
			Stolen Property Offenses		0	0	0	0
			Crimes Against Society					
			Drug/Narcotic Violations		0	0	0	0
			Drug Equipment Violations		0	0	0	0
			Betting/Wagering		0	0	0	0
			Operating/Promoting/Assisting Gambling		0	0	0	0
			Gambling Equipment Violations		0	0	0	0
			Sports Tampering		0	0	0	0
			Pornography/Obscene Material		0	0	0	0
			Prostitution		0	0	0	0
			Assisting or Promoting Prostitution		0	0	0	0
			Purchasing Prostitution		0	0	0	0
			Weapon Law Violations		0	0	0	0
			Animal Cruelty		1	1	0	0
			Total Group A Offenses		99	45	22	12

(*) Offenses are counted using the FBI Units of Count for Crime

(**) The 'Arrests' column shows arrests made for incidents during the selected period, regardless of arrest date. Arrest counts for the same period may change over time.

This report is valid as of August 22, 2024 and is subject to change