

MAINE STATE LEGISLATURE

The following document is provided by the
LAW AND LEGISLATIVE DIGITAL LIBRARY
at the Maine State Law and Legislative Reference Library
<http://legislature.maine.gov/lawlib>



Reproduced from electronic originals
(may include minor formatting differences from printed original)



**State of Maine
Department of Public Safety**

STATE


CITY



COUNTY

**CRIME IN MAINE
2021**

**STATE OF MAINE DEPARTMENT OF
PUBLIC SAFETY**



Janet T. Mills, **Governor**

Michael J. Sauschuck, Commissioner

John Cote, Chief / Maine State Police

Scott A. Gosselin, Major

Support Services Division



ACKNOWLEDGEMENTS

The Maine State Police would like to express its appreciation to the following
personnel who assisted in this publication:

UCR Division:

Matthew R. Ruel, Sergeant Jonathan Wilson, Supervisors

Jessica L. Cummings, Publication Coordinator

Public Information Officer:

Shannon Moss

The UCR Program is grateful for the continued support and cooperation from all submitting agencies,
Maine Chiefs' of Police Association and the Sheriff's Association.

This publication is issued by the Maine Department of Public Safety, Maine State Police, as
authorized by MRSA Title 25, § 1544, to inform the Governor, Legislature and law
enforcement agencies of the nature and extent of crime in the State of Maine.



Prepared by:

Uniform Crime Reporting / National Incident Base Reporting Division 45

Commerce Drive, Suite 1, Augusta, Me 04333-0042

(207) 624-7276



Janet T. Mills
Governor

Michael J. Sauschuck
Commissioner

STATE OF MAINE
Department of Public Safety
MAINE STATE POLICE

45 Commerce Drive - Suite 1
Augusta, Maine 04333



LTC. Brian P. Scott
Deputy Chief

December 14, 2022

Honorable Janet T. Mills
Governor, State of Maine
1 State House Station
Augusta, ME 04333-0001

Dear Governor Mills:

It is my privilege to submit to you and the members of the 131st Legislature the "2021 Crimes in Maine Annual Report," pursuant to section 1544 of Title 25 of the Maine Revised Statutes Annotated. This report is the product of the cooperative collection and submission efforts of more than 150 municipal, county and state law enforcement agencies in Maine to the State Bureau of Identification and the Records Management Unit of the Maine State Police.

National Incident Based Reporting System data provides law enforcement administrators, lawmakers, special interest groups and the public with valuable information that supports the formulation of public safety policy in the areas of law enforcement and crime prevention.

Maine's law enforcement community and its partners in the public and private sectors has a long-standing reputation of hard work and collaboration that has traditionally made Maine one of the safest states in the country.

We are sincerely grateful for the continued participation by Maine's police chiefs and sheriffs in this valuable program.

Sincerely,

Lt. Colonel Brian P. Scott
Maine State Police

TABLE OF CONTENTS

Dedication Page	1-3
Introduction.....	4-5
NIBRS Agency List.....	6
Maine UCR Program Development.....	7
NIBRS Offense Definitions	8-10
State of Maine Profile	11
Crime in Maine 2021 NIBRS Flyer.....	12-13
2021 Crime Rate per 1,000 Population.....	14
NIBRS Crime Rate per County	15
NIBRS Group A Offenses by Month.....	16
Violent Crimes	17-22
Crimes Against Person.....	23-44
Murder and Non-Negligent Manslaughter Crime Chart	23-30
Aggravated Assault Crime Charts.....	31-34
Domestic Violence Assaults by County Chart.....	35-36
Kidnapping/Abduction Crime Charts	37-40
Sex Offenses Crime Charts	41-44
Crimes Against Property.....	45-64
Robbery Crime Charts	47-50
Burglary/Breaking & Entering Crime Charts	51-53
Larceny/Theft Crime Charts	54-57
Motor Vehicle Theft Crime Charts	58-61
Fraud Crime Charts.....	62-64
Drug Crimes.....	65-68
Arrests	69-79
Hate Crime Reports	80-87
Law Enforcement Officers Killed or Assaulted	88-90
Law Enforcement Employee Count.....	91-95
NIBRS Agency Crime Overview 2021	96-223

DEDICATION

This publication is dedicated to Maine's fallen heroes, the 87 police officers who have died in the line of duty. Their names are engraved in granite on the Maine Law Enforcement Officer's Memorial in Augusta, next to the State House. The memorial was dedicated on May 25, 1991, following a fundraising effort by the Maine Chiefs of Police Association. Uniform Crime Reporting assisted that effort by providing historical research on each officer.

The Maine Uniform Crime Reporting Program joins the criminal justice community in the state of Maine in extending sincere sympathy to the families of these law enforcement officers killed in the line of duty in Maine's history.

EBENEZER PARKER January 1808, Cumberland SO
JOHN T. DOWNS January 28, 1811, Washington SO
JAMES P. ROBBINS June 14, 1879, Rockland PD
WILLIAM LAWRENCE September 3, 1883, Bath PD
THOMAS F. MALLOY October 9, 1884, Kennebec SO
RUFUS R. LISHNESS November 4, 1884, Augusta PD
CHARLES W. NILES November 8, 1886, Maine Warden Service
LYMAN O. HILL November 8, 1886, Maine Warden Service
GRANVILLE A. HAYDEN April 30, 1893, Aroostook SO
HARRISON A. WHITMAN November 18, 1893, Oxford SO
PATRICK H. JORDAN March 7, 1903, Bangor PD
JOHN WEBSTER November 22, 1911, Hancock SO
EDWARD FINN November 22, 1922, Hancock SO
MAURICE D. BEANE June 18, 1913, Passadumkeag PD
HAROLD C. HILLMAN December 21, 1914 Aroostook SO
CHARLES E. McINTOSH December 15, 1915 Portland PD
JOSEPH GOULET June 15, 1920, Biddeford PD
ARTHUR G. DEAG July 19, 1921, Maine Warden Service
LESLIE ROBINSON October 8, 1921, Maine Warden Service
MERTLEY E. JOHNSTON November 14, 1922 Maine Warden Service
DAVID F. BROWN November 14, 1922, Maine Warden Service
EMERY O. GOOCH August 9, 1924, Maine State Police
FRED A. FOSTER August 30, 1925, Maine State Police
LEE H. PARKER September 1, 1927 Maine Warden Service
FRANK C. WING August 19, 1928, Maine State Police
SHELDON L. JONES May 17, 1930, Augusta PD
MICHAEL T. CONNOLLY August 15, 1930 Portland PD
HANS P. SMITH September 16, 1930, Portland PD
JOSEPH HONORE DUTREMBLE April 8, 1932, Biddeford PD
EDWARD F. O'DONNELL July 29, 1932, Biddeford PD
FRANK H. CURTIS November 18, 1932, Aroostook SO
REUBEN BLACKMAN May 5, 1933, Lincoln SO
JEAN BAPTISTE JALBERT May 13, 1933, Maine Warden Service

DEDICATION

ROBERT L. MOORE October 22, 1935, Maine Warden Service
THOMAS E. GIGGEY November 24, 1936, Fort Fairfield PD
JOHN D. CHAPMAN February 16, 1938, Rockland PD
THAXTERM. REARDON June 5, 1938, Millinocket PD
KARL A. JACOBSON November 13, 1958, National Park Service
E. DEAN PRAY August 20, 1940, Cumberland SO
RANDALL E. SHELLEY June 3, 1946, Maine Warden Service
CLAUDE W. KIMBALL September 17, 1948, Penobscot SO
NORMAN C. PHILBRICK July 7, 1949, Auburn PD
FRANCIS A. MURRAY June 28, 1950, Bangor PD
HOWARD W. EYE August 18, 1951, Calais PD
GEORGE E. TOWNSEND August 27, 1956, Maine Warden Service
PAUL J. SIMARD July 7, 1958, Lewiston PD
PIERRE A. HARNOIS May 14, 1959, Westbrook PD
FRANK E. ROSS JR. September 4, 1959, Knox SO
FRANK J. BUZYNSKI September 4, 1959, Knox SO
JOHN E. SUTTON September 20, 1963, University of Maine Orono PD
CHARLES C. BLACK July 9, 1964, Maine State Police
HERBERT E. TOWNE November 18, 1964, Newport PD
RALPH W. HEATH October 29, 1965, Baxter State Park
DALE A. MacDONALD November 26, 1965, Somerset SO
RALPH A. CHASE January 1, 1966, Gardiner PD
JEAN C. MONDVILLE October 29, 1966, Biddeford PD
R. LYLE FROST JR. July 1, 1968, Maine Warden Service
RICHARD E. VARNEY September 27, 1972, Maine Warden Service
ELLIOTT S. JOHNSON September 1, 1973, Thomaston PD
LOUIS E. DAIGLE November 6, 1974, Madawaska PD
FRANK H. ELLIOTT December 15, 1976, Thomaston PD
CHARLES J. WILSON March 2, 1977, Penobscot SO
TIMOTHY L. WILLARD December 29, 1978, Paris PD
THOMAS J. MERRY July 12, 1980, Maine State Police
RODNEY C. BONNEY April 6, 1981, Auburn PD
CARROLL W. MILLETT March 17, 1982, Paris PD
ROBERT J. GALLANT September 11, 1982, Berwick PD
DONALD E. DAVEY July 30, 1984, Lincoln SO
MICHAEL R. VEILLEUX June 17, 1986, Maine State Police
JEFFREY L. BULL May 9, 1987, Lebanon PD
DAVID R. PAYNE July 23, 1988, Lewiston PD

DEDICATION

JOSIAH B. MAHAR September 23, 1988 US Border Patrol
GILES R. LANDRY March 31, 1989 Maine State Police
WILLIAM A. WILLIAMS October 13, 1989 Oxford SO
JIM SWINT October 1, 1990, Brunswick PD
WILLIAM F. HANRAHAN November 21, 1992 Maine Warden Service
JEFFREY S. PAROLA November 13, 1994, Maine State Police
JAMES A. GRIFFITH April 15, 1996, Maine State Police
GLENN STRANGE October 17, 1997, Maine State Police
NORMAN J. DUBE November 7, 1997, Aroostook SO
CHARLES R. BAKER SR. December 18, 1999, Somerset SO
DAVID J. RANCOURT November 4, 2006, Androscoggin SO
DARYL R. GORDON March 24, 2011, Maine Warden Service
NATHAN M. DESJARDINS June 6, 2017, Fryeburg PD
MERLE D. NILES May 29, 1961, Bath PD
EUGENE P. COLE April 25, 2018, Somerset SO
BENJAMIN J. CAMPBELL April 3, 2019, Maine State Police
LUKE GROSS September 23, 2021, Hancock SO



INTRODUCTION

The Uniform Crime Reporting (UCR) Program is a nationwide cooperative effort of over 16,000 city, county and state law enforcement agencies voluntarily reporting data on crime brought to their attention. The monthly contributions of Maine's 130 law enforcement agencies represent the initial step in establishing an efficient statewide criminal justice information system (CJIS). Ideally, the UCR data will eventually merge with that of the other major components of the criminal justice system (i.e., prosecutors, courts, corrections) to form an integrated system for the exchange of vital management information. The availability of such data will allow for the provision of complete and timely criminal histories of offenders and their progress through the criminal justice system.

Since July 1973, the State Police have administered the program as a statewide, uniform method of collecting statistics on crime as it is reported to law enforcement and producing a reliable set of criminal statistics for use in law enforcement administration, operation and management. Additionally, Maine's statistics are forwarded monthly to the Federal Bureau of Investigation for inclusion in the annual Crime in the U.S. Report.

Over the years the UCR data has become one of Maine's and America's leading social indicators. Maine's citizens look to UCR as the primary information source on the nature and extent of crime, while criminologists, sociologists, legislators, state and local planners, the media and academicians use the statistics for wide and varied research and planning purposes.

NATIONAL UCR REPORTING SYSTEM

During the 1920s the members of the International Association of Chiefs of Police formed the Committee on Uniform Crime Reporting with the intent to develop a standardized system of police statistics.

After much studying of state criminal codes nationwide and the methods of bookkeeping, the committee completed a reporting plan which identified seven basic offense definitions and data requirements.

In January of 1930, 400 cities representing 20 million inhabitants in 43 states began participating in the UCR program. In that same year Congress authorized the Attorney General to gather crime information. He in turn designated the FBI to serve as the national clearinghouse for the collection of crime statistics.

Since that time the FBI has continued to serve as the coordinator for the UCR program, which has since grown to a system representing over 16,000 municipal, county and state law enforcement agencies voluntarily reporting data on crimes brought to their attention.

The National Sheriffs Association in June 1966 established a Committee on UCR, serving in joint capacity with the IACP UCR committee in an advisory capacity, to encourage sheriffs throughout the country to participate in UCR. In 1979 a congressional mandate made Arson a Part I Index offense in the UCR program.

For over 62 years the UCR program virtually remained unchanged in terms of the amount and type of data collected and disseminated. By the 1980s it had become obvious the nature of modern-day law enforcement had outstripped the utilization of UCR system and was in need of a thorough evaluation.

Commencing in 1982 the FBI and the Bureau of Justice Statistics (BJS) began a joint venture to formulate a phased-in redesign effort intent upon meeting the needs of law enforcement into the 21st century. Utilizing the services of Abt Associates of Cambridge, Massachusetts, the joint steering committee produced a draft report entitled *Blueprint for the Future of the Uniform Crime Reporting Program*. Based on the recommendations of their 1985 report, the FBI and BJS have proceeded to implement significant revisions to the UCR system to include:

- the addition of significant new offenses
- increased information on victims, offenders, arrestees
- improved quality control
- expanded user services

The major point of revision is the change from a summary-based reporting program to incident-based reporting where information on each offense, offender, victim, and arrestee is linked by a common incident number.

NATIONAL UCR REPORTING SYSTEM

Based on the success of a pilot project in South Carolina, the FBI released the final data elements and offense specifications in July 1988. At that time Maine and other state programs commenced a careful implementation of the enhanced program, now known as the National Incident Based Reporting System (NIBRS).

Due to the increased reporting requirements of the new program, the FBI is encouraging a phased-in transition where law enforcement agencies will be able to adopt the new program as they acquire the data-processing capabilities. It is anticipated that many states will be operating a dual collection program with some departments reporting under summary-based guidelines while others with automated records systems will make a quick transition.

OBJECTIVES OF UNIFORM CRIME REPORTING

The fundamental objective of the Uniform Crime Reporting Program is to produce a reliable set of criminal statistics on a state and national basis for use in law enforcement administration, operation and management. This compiled data is also intended for the use of other professionals and scholars who have an interest in the crime problem. At the same time, this information is important as a reference source for the general public as an indicator of the crime factor in our society.

The objectives of the Maine Uniform Crime Reporting Program are:

1. Inform the governor, legislature, other governmental officials and the public as to the nature of the crime problem in Maine — its magnitude and its trends.
2. Provide law enforcement administrators with criminal statistics for administrative and operational use.
3. Determine who commits crimes by age and sex, in order to find the proper focus for crime prevention and enforcement.
4. Provide proper base data and statistics to measure the workload and effectiveness of Maine's Criminal Justice System.
5. Provide base data and statistics for research to improve the efficiency, effectiveness and performance of criminal justice agencies.

6. Provide base data and statistics to measure the effects of prevention and deterrence programs.

7. Provide base data to assist in the assessment of social and other causes of crime for the development of theories of criminal behavior.

STATEMENT OF POLICY FOR RELEASE OF UCR STATISTICAL INFORMATION

The following regulations will be observed by this agency concerning the release of UCR statistical information. Employees of this agency will observe these procedures and will not deviate from this policy without the express consent of the Supervisor, UCR Division. All information to be released will originate from, and will be approved prior to being released by, the UCR Division.

REGULATIONS

1. This agency will publish an annual report reflecting crime in Maine. This report will be distributed to the Governor, to members of the Legislature, to the Attorney General, to law enforcement agencies or to any agency or committee dedicated to law enforcement or criminal justice work.

2. Published reports will be released to the abovenamed agencies prior to their being released to individuals or agencies extraneous to the criminal justice community.

3. UCR Information requests: *No person or agency will be furnished statistical information which has not previously been published, concerning any individual agency's report, without the written consent of the Chief Administrator of that agency. The Uniform Crime Reporting division will maintain for one year a copy of the information released along with the request and the authority of release.*

- A. Information contained in the published annual report may be released via phone, letter, etc., to any interested party.

- B. All requests for unpublished information from agencies or individuals should be directed by letter to the Supervisor, UCR Division. These special requests will be honored only with the written consent of the agency whose statistics are requested.

- C. Law enforcement agencies may receive interim, unpublished specialized reports identifying their agency only, providing the request is not unreasonable. Law enforcement agencies may also receive their respective county totals along with state or district totals.

CONTRIBUTING LAW ENFORCEMENT AGENCIES:

Maine Law Enforcement agencies are required by Maine Statute Title 25, Section 1544 to submit their agencies monthly crime stats. Agencies that have participated in this data collection are listed below.

Androscoggin County SO	Gardiner PD	Phippsburg PD
Aroostook County SO	Gorham PD	Piscataquis County SO
Ashland PD	Gouldsboro PD	Pittsfield PD
Auburn PD	Greenville PD	Portland PD
Augusta PD	Hallowell PD	Presque Isle PD
Baileyville PD	Hampden PD	Rangeley PD
Bangor PD	Hancock County SO	Richmond PD
Bar Harbor PD	Holden PD	Rockland PD
Bath PD	Houlton PD	Rockport PD
Belfast PD	Islesboro PD	Rumford PD
Berwick PD	Jay PD	Sabattus PD
Biddeford PD	Kennebec County SO	Saco PD
Boothbay Harbor PD	Kennebunk PD	Sagadahoc County SO
Brewer PD	Kennebunkport PD	Sanford PD
Bridgton PD	Kittery PD	Scarborough PD
Brunswick PD	Knox County SO	Searsport PD
Bucksport PD	Lewiston PD	Skowhegan PD
Buxton PD	Limestone PD	Somerset County SO
Calais PD	Lincoln County SO	South Berwick PD
Camden PD	Lincoln PD	South Portland PD
Cape Elizabeth PD	Lisbon PD	South West Harbor PD
Capitol Police	Livermore Falls PD	Thomaston PD
Caribou PD	Machias PD	Topsham PD
Carrabassett Valley PD	Madawaska PD	UMF—Farmington
Clinton PD	Maine Drug Enforcement Agency	UMO—Orono
Cumberland County SO	Maine State Police	USM—Gorham
Cumberland PD	Mechanic Falls PD	Veazie PD
Damariscotta PD	Mexico PD	Waldo County SO
Dexter PD	Milbridge PD	Waldoboro PD
Dover-Foxcroft PD	Milo PD	Washburn PD
East Millinocket PD	Monmouth PD	Washington County SO
Eastport PD**	Newport PD	Waterville PD
Eliot PD	North Berwick PD	Wells PD
Ellsworth PD	Norway PD	Westbrook PD
Fairfield PD	Oakland PD	Wilton PD
Falmouth PD	Ogunquit PD	Windham PD
Farmington PD	Old Orchard Beach PD	Winslow PD
Fire Marshals' Office	Old Town PD	Winter Harbor PD
Fort Fairfield PD	Orono PD	Winthrop PD
Fort Kent PD	Oxford County SO	Wiscasset PD
Franklin County SO	Oxford PD	Yarmouth PD
Freeport PD	Paris PD	York County SO
Fryeburg PD	Penobscot County SO	York PD

** Eastport PD did not meet the criteria of submitting all 12 months of 2021 NIBRS data. This agency is not included in this years Crime in Maine Publication or in the Crime in the US publication for 2021.

MAINE UCR PROGRAM DEVELOPMENT

Maine Authority:

The Maine UCR Program started July 15, 1973, as a module of the Comprehensive Data System Program. It was originally funded by LEAA Discretionary Grant No. 74-DF-01-0001 to the Maine Criminal Justice Planning and Assistance Agency with the State Bureau of Identification, Bureau of State Police, as the implementing subgrantee.

On July 1, 1974, the Maine UCR system was certified as operational by Director Clarence Kelly of the FBI, and Maine became the 22nd state to have a Uniform Crime Reporting System. Forty-one states have state-level Uniform Crime Reporting systems acting as effective intermediaries between the FBI and local contributors.

Crime in Maine July–December 1974 was our first publication. This year we are publishing our forty-eighth publication. All publications have been well received, and the accumulated information becomes more valuable and widely used each year. *Crime in Maine 2021* itself is a product of new technology utilizing the new NIBRS reporting data elements.

Following the completion of the UCR program's high level design specifications for the FBI's new National Incident-Based Reporting System (NIBRS), Maine identified a software vendor capable of delivering a NIBRS compliant repository package. July 2004 Maine was certified with the FBI to submit NIBRS data from reporting agencies. A number of agencies tested their RMS systems and were certified to submit NIBRS data vs. Summary. In order to keep with the same format for Crime in Maine publication these agencies crime reports were translated down to summary crime numbers to keep crime reporting on the same level as previous publications.

The Maine Uniform Crime Reporting Act was passed by the Special Session of the 106th Legislature and was signed into law by the Honorable GOVERNOR KENNETH M. CURTIS on February 28, 1974.

AN ACT RELATING TO THE INSTALLATION OF A UNIFORM CRIME REPORTING SYSTEM

Revised Statutes, Title 25, Section 1544, amended. Section 1544 of Title 25 is amended by adding the new paragraph at the end to read as follows:

It shall be the duty of all state, county, and municipal law enforcement agencies, including those employees of the University of Maine appointed to act as policemen, to submit to the State Bureau of Identification uniform crime reports, to include such information as is necessary to establish a Criminal Justice Information System and to enable the supervisor to comply with section 1544. It shall be the duty of the Bureau to prescribe the form, general content, time, and manner of submission of such uniform crime reports. The Bureau shall correlate the reports submitted to it and shall compile and submit to the Governor and Legislature annual reports based on such reports. A copy of such annual reports shall be furnished to all law enforcement agencies.

The Bureau shall establish a category for abuse by adults of family or household members and a category for crimes that manifest evidence of prejudice based on race, religion, sexual orientation, ethnicity, or disability that are supplementary to its other reported information. The Bureau shall prescribe the information to be submitted in the same manner as for all other categories of the uniform crime reports.

Maine NIBRS Repository Program – Beyond2020

Maine utilizes a NIBRS repository for all NIBRS data submitted by local, state and county law enforcement agencies. This program is also available to the general public to and search for statistics they are researching.

The web site is: www.me.beyond2020.com

Once you bring up the website there are prebuilt reports you can look up statistics. If there are any questions you can contact the UCR office at Maine.IBR@maine.gov

Group A Offense Definitions

Animal Cruelty: Intentionally, knowingly, or recklessly taking an action that mistreats or kills any animal without just cause, such as torturing, tormenting, mutilation, maiming, poisoning, or abandonment

Arson: To unlawfully and intentionally damage or attempt to damage any real or personal property of another person or entity by fire or incendiary device

Aggravated Assault: An unlawful attack by one person upon another wherein the offender uses a dangerous weapon or displays it in a threatening manner, or the victim suffers obvious severe or aggravated bodily injury, or where there was a risk for serious injury/intent to seriously injure

Simple Assault: An unlawful physical attack by one person upon another where neither the offender displays a dangerous weapon, nor the victim suffers obvious severe or aggravated bodily injury involving apparent broken bones, loss of teeth, possible internal injury, severe laceration, or loss of consciousness

Intimidation: To unlawfully place another person in reasonable fear of harm through the use of threatening words and/or other conduct without displaying a dangerous weapon or subjecting the victim to an actual physical attack

Bribery: The offering, giving, receiving, or soliciting anything of value (e.g., a bribe, gratuity, or kickback) to sway the judgment or action of a person in a position of trust or influence

Burglary/Breaking & Entering: The unlawful entry into a building or some other structure to commit a felony or a theft

Counterfeiting/Forgery: The altering, copying, or imitating of something, without authority or right, with the intent to deceive or defraud by passing the copy or thing altered or imitated as that which is original or genuine, or the selling, buying, or possession of an altered, copied, or imitated thing with the intent to deceive or defraud

Destruction/Damage/Vandalism of Property: To destroy willfully or maliciously, damage, deface, or otherwise injure any public or private property without the consent of the owner or the person having custody or control of it

Drug/Narcotic Violations: The unlawful cultivation, manufacture, distribution, sale, purchase, use, possession, transportation, or importation of any controlled substance

Drug Equipment Violations: The unlawful manufacture, sale, purchase, possession, or transportation of equipment or devices utilized in preparing and/or using drugs or narcotics

Embezzlement: The unlawful misappropriation by an offender to his/her own use or purpose of money, property, or some other thing of value entrusted to his/her care, custody, or control

Extortion/Blackmail: To lawfully obtain money, property, or any other thing of value, either tangible or intangible, through the use or threat of force, misuse of authority, threat of criminal prosecution, threat of destruction of reputation or social standing, or through other coercive means

False Pretenses/Swindle/Confidence Game: The intentional misrepresentation of existing fact or condition or the use of some other deceptive scheme or device to obtain money, goods, or other things of value

Credit Card/Automated Teller Machine Fraud: The unlawful use of a credit (or debit) card or automated teller machine for fraudulent purposes

Impersonation: Falsely representing one's identity or position and acting in the character or position thus unlawfully assumed to deceive others and thereby gain a profit or advantage, enjoy some right or privilege, or subject another person or entity to an expense, charge, or liability that would not have otherwise been incurred

Welfare Fraud: The use of deceitful statements, practices, or devices to unlawfully obtain welfare benefits

Wire Fraud: The use of an electric or electronic communications facility to intentionally transmit a false and/or deceptive message in furtherance of a fraudulent activity

Identity Theft: Wrongfully obtaining and/or using another person's personal data

Hacking/Computer Invasion: Gaining access to another person's or institution's computer software, hardware, or networks without authorized permissions

Betting/Wagering: To unlawfully stake money or something else of value on the happening of an uncertain event or on the ascertainment of a fact in dispute

Operating/Promoting/Assisting Gambling: To unlawfully operate, promote, or assist in the operation of a game of chance, lottery, or other gambling activity

Gambling Equipment Violations: To unlawfully manufacture, sell, buy, possess, or transport equipment, devices, and/or goods used for gambling purposes

Sports Tampering: To unlawfully alter, meddle in, or otherwise interfere with a sporting contest or event for the purpose of gaining a gambling advantage

Murder and nonnegligent Manslaughter: The willful (nonnegligent) killing of one human being by another

Negligent Manslaughter: The killing of another person through gross negligence

Human Trafficking, Commercial Sex Acts: Inducing a person by force, fraud, or coercion to participate in commercial sex acts, or in which the person induced to perform such act(s) has not attained 18 years of age

Human Trafficking, Involuntary Servitude: The obtaining of person(s) through recruitment, harboring, transportation, or provision, and subjecting such persons by force, fraud, or coercion into involuntary servitude, peonage, debt bondage, or slavery (not to include commercial sex acts)

Kidnapping/Abduction: The unlawful seizure, transportation, and/or detention of a person against his/her will or of a minor without the consent of his/her custodial parent(s) or legal guardian

Pocket Picking: The theft of articles from another person's physical possession by stealth where the victim is not immediately aware a theft occurred.

Purse Snatching: The grabbing or snatching of a purse, handbag, etc., from the physical possession of another person

Shoplifting: The unlawful taking of goods or merchandise exposed for sale by a person (other than an employee)

Theft from a Building: The unlawful taking of items from within a building which is either open to the general public or to which the offender has legal access

Theft from Coin-Operated Machine or Device: The unlawful taking of items from a machine or device that is operated or activated by the use of coins

Theft from Motor Vehicle (except theft of Motor Vehicle Parts of Accessories): The unlawful taking of articles from a motor vehicle, locked or unlocked

Theft of Motor Vehicle Parts or Accessories: The unlawful taking of any part or accessory affixed to the interior or exterior of a motor vehicle in a manner which would make the item an attachment of the vehicle or necessary for its operation

All Other Larceny: All Thefts which do not fit any of the Larceny/Theft or specific subcategories identified in UCR

Motor Vehicle Theft: The theft of a motor vehicle

Pornography/Obscene Material: The violation of laws or ordinances prohibiting the manufacture, publishing (publication), distributing (distribution), sale, purchase, or possession of sexually explicit material deemed legally obscene

Prostitution: To engage in commercial sex acts for anything of value

Assisting or Promoting Prostitution: To solicit customers or transport persons for prostitution purposes; to own, manage, or operate a dwelling or other establishment for the purpose of providing a place where prostitution is performed; or otherwise assist or promote prostitution

Purchasing Prostitution: To purchase or trade anything of value for sex acts

Robbery: The taking of anything of value from the control, custody, or care of another person by force or threat of force and/or by putting the victim in fear of immediate harm

Rape: The carnal knowledge of a person, without the consent, of the victim, including instances where the victim is unable to give consent because of his/her age or because of his/her temporary or permanent mental or physical incapacity

Sodomy: Oral or anal sexual intercourse with another person, without the consent of the victim, including instances where the victim is unable to give consent because of his/her age or because of his/her temporary or permanent mental or physical incapacity

Sexual Assault with an Object: The use of an object or instrument to unlawfully penetrate, however slightly, the genital or anal opening of the body of another person, without the consent of the victim, including instances where the victim is unable to give consent because of his/her age or because of his/her temporary or permanent mental or physical incapacity

Fondling: The touching of the private body parts of another person for the purpose of sexual gratification, without the consent of the victim, including instances where the victim is unable to give consent because of her/her age or because of his/her temporary or permanent mental or physical incapacity

Incest: Non-forcible sexual intercourse between person who are related to each other within he degrees wherein marriage is prohibited by law

Statutory Rape: Non-forcible sexual intercourse with a person who is under the statutory age of consent

Stolen Property Offenses: Buying, receiving, possessing, selling, concealing, or transporting any property with the knowledge that it has been unlawfully taken, as by burglary, embezzlement, fraud, larceny, robbery, etc.

Weapon Law Violations: The violation of laws or ordinances prohibiting the manufacture, sale, purchase, transportation, possession, concealment, or use of firearms, cutting instruments, explosives, incendiary devices, or other deadly weapons

Group B Offense Definitions

Curfew/Loitering/Vagrancy Violations: The violation of a court order, regulation, ordinance, or law requiring the withdrawal of persons from the streets or other specified areas; prohibiting persons from remaining in an area or place in an idle or aimless manner; or prohibiting persons from going from place to place without a visible means of support

Disorderly Conduct: Any behavior that tends to disturb the public peace or decorum, scandalize the community, or shock the public sense of morality

Driving Under the Influence: Driving or operating a motor vehicle or common carrier while mentally or physically impaired as the result of consuming an alcoholic beverage or using a drug narcotic

Family Offenses, Nonviolent: Unlawful, nonviolent acts by a family member (or legal guardian) that threaten the physical, mental, or economic well-being or morals of another family member and that are not classifiable as other offenses such as assault, incest and statutory rape

Liquor Law (except Driving Under the Influence): The violation of laws or ordinances prohibiting the manufacture, sale, purchase, transportation, possession, or use of alcoholic beverages

Trespass of Real Property: To unlawfully enter, land, a dwelling, or other real property

All Other Offenses: All Crimes that are not Group A offenses and not included in one of the specifically names Group B crime categories previously listed.

PROFILE OF THE STATE OF MAINE:

This profile is presented to provide some general knowledge and facts about the state of Maine. It is hoped that this information might assist in understanding the environment in which reported crime incidence and arrest data detailed in this report occurred.

Facts about Maine...

- ◆ *Summer temperatures averaging 70°F and winter temperatures averaging 20°F*
- ◆ *Maine is 320 miles long and 210 miles wide with a total area of 33,215 square miles, or about as big as all the other five New England states combined. Maine consists of 16 counties with 23 cities, 432 towns, 34 plantations and 429 unorganized townships. Has one county (Aroostook) so big, 6,453 square miles, that is actually covers an area greater than the combined size of Connecticut and Rhode Island.*
- ◆ *Maine has 65 lighthouses including Portland Head Light commissioned by George Washington. It also boasts of 6,000 lakes and ponds, 37,000 miles of rivers and streams, 17.5 million acres of forestland and 5,500 beautiful miles of coastline, including that of its 2,000 islands.*
- ◆ *Population for Maine in 2021: 1,372,247*
- ◆ *Became the 23rd state on March 15, 1820. 2020 marked Maine's Bicentennial.*

State Animal: Moose

State Berry: Wild Blueberry

State Bird: Chickadee

State Cat: Maine Coon

State Fish: Landlocked Salmon

State Flower: White Pine Cone

State Herb: Wintergreen

State Insect: Honeybee

State Motto: Dirigo (I Lead)

State Soft Drink: Moxie

State Treat: Whoopie Pie

State Tree: White Pine

State Fruit: Wild Blueberries

State Gemstone: Tourmaline

State Fossil: *Pertica Quadripara* **State Song:** "State of Maine Song" by Roger Vinton Snow

Maine Products:

Blueberries — Blueberry plants are plentiful in Maine because their hardy nature allows them to withstand the harsh weather and rough soil that are common in the rural parts of this state. With over 98% of the nation's low bush blueberries harvested in Maine this fruit has become one of Maine's larger exports. Blueberries are commonly used in jams, jellies, pies, and fruit salads.

Maine Lobsters — This tough-looking shellfish thrives in the cold waters off the coast of Maine. Fresh Maine lobsters are enjoyed by people all over the world, making this crustacean a vital part of Maine's economy. Over 90% of the nation's lobsters are caught all along the Maine coast. Over 108 million pounds of lobsters were harvested in 2021. The total of all shellfish and fin harvested was approximately 200 million pounds with a total value of approximately \$891 million in 2021.

Potatoes — Maine ranks as one of the top three potato-producing states in the country. These hardy vegetables are predominantly grown in the Northern Maine area known as Aroostook County.

Maple Syrup — Maine maple syrup is usually harvested during the cold winter months from the thousands of maple trees which dot the Maine countryside. Over 11% of the nation's maple syrup comes from the state of Maine.

Pulp, Paper, and Wood Products — Almost 89% of Maine is forested, making it a prime location for the production of wood and paper products. Maine is currently the home of many of the largest paper-producing mills in the country. Many forms of Maine paper products are used in schools and offices throughout the country.

Apples — Every fall, orchards all over the state are bustling with activity as apples become ripe for picking. Many different varieties of apples are grown in the state of Maine, including Macintosh and Yellow Delicious. In 2016, approximately 36,500,000 bushels of apples were harvested in Maine.

Tourmaline — This gemstone has the distinction of being the official mineral of Maine. Tourmaline stones can be found in a variety of colors ranging from black to light pink and are often fashioned into beautiful jewelry. In the late 1800s, Maine became established as one of the best places in North America for tourmaline mining.

Before you read *Crime in Maine 2021*, please take a minute to read the following information in order to better understand some of the changes to the data contained within the publication.

Crime in Maine 2021 is the first Crime in Maine publication to report out only ***Incident Based Reporting*** (IBR) data. Up until 2021, the FBI utilized summary ***Uniform Crime Reporting*** (UCR) data collection. The end of 2020 marked the end date for summary UCR data collection, which had been in place since the 1920s. The transition to IBR data collection means that multiple things have changed in comparison to summary UCR, which may cause some confusion if you try to compare IBR data against summary data from previous years.

The first thing to bear in mind is that IBR data collection is a different data set with different collection rules, so that comparison against summary UCR data is often not “apples to apples”. In essence, we are beginning at year zero in terms of a lot of data comparison to previous years, due to the transition to IBR reporting. For example, IBR collects data as related to 29 offense categories, compared to summary UCR’s 8 categories. This has a direct impact on things like overall crime rate for Maine, as IBR is now collecting overall reported crime totals from 21 more categories than summary UCR. That doesn’t mean the crimes didn’t exist prior to 2021. It just means there was no mechanism in place to count and report them under summary UCR.

While some of the category names remain the same from summary UCR, what is collected under the category name, may now be different. For example, summary UCR had the single category of Theft. Now in IBR, there is no single category of Theft. Instead, IBR has multiple categories, such as purse snatching, shoplifting, and theft from a motor vehicle. While these categories provide more detailed insight into the type of theft that occurred, it makes it very difficult to compare against summary UCR data, as all IBR theft categories would need to be added together to come up with an approximation of the old summary UCR theft category. Similarly, summary UCR had a single category for Rape, whereas IBR has three separate categories of Rape, Sodomy and Object Rape. All three of those categories would have been collected under the single rape category in summary UCR.

One other thing to bear in mind is that IBR data is a “living” data set. That means that crime totals for 2021 may change over time, even though we are no longer in 2021. This more accurately reflects the nature of crime investigation, since cases often continue to be worked on and solved by law enforcement long after the initial report is made. Again, this is substantially different from summary UCR, where the previous year would be closed from updates by the FBI in March of the following year. The static numbers of summary UCR were easier to work with for publications and comparisons over time, but did not as accurately reflect the changing nature of crime statistics. ***Due to this, you will even see minor differences in totals for larger numbers in tables throughout Crime in Maine, as the publication’s tables were compiled over the course of several months.***

To this end, the FBI emphasizes that IBR should be utilized for recognizing general trends, not exact numbers and comparisons against other agencies. One additional tool being offered by the State to offset frustration from the changing numbers that come with a “living” data set is an online search, freely available to the public. The link to the online tool is listed at the bottom of page 7 of the *Crime in Maine 2021* publication.

If you have any questions about IBR rules, the statistics themselves, or how they are interpreted, please feel free to contact the UCR Unit of the Maine state police at (207) 624-7276, or via email at maine.IBR@maine.gov. A copy of the FBI's IBR Reporting Manual, which provides in-depth explanation as to how IBR reporting is determined and categorized, is also available at <https://le.fbi.gov/file-repository/nibrs-user-manual.pdf/view>.

Statewide

	NUMBER OF CRIMES	CRIME RATE (per 1,000)
Maine – Statewide	44,513	32.44

Statewide by Offense Type

OFFENSE TYPE	NUMBER OF CRIMES	CRIME RATE (per 1,000)
Crimes Against Persons	13,390	9.76
Crimes Against Property	26,290	19.16
Crimes Against Society	4,838	3.53

Violent Crimes – Murders, Rapes, Aggravated Assaults and Robberies

OFFENSE TYPE	NUMBER OF CRIMES	CRIME RATE (per 1,000)
Violent Crime – Overall Crime Rate	1,511	1.10
Murder and Non-Negligent Manslaughter	19 (victims)	0.01
Negligent Manslaughter	9	0.01
Rape	468	0.34
Aggravated Assault	852	0.62
Robbery	163	0.12

Maine's Crime Rate for 2021 is 32.44 per 1,000 Population

Offense Type	Number of Crimes	Crime Rate (per 1,000)
Crimes Against Person	13,390	9.76
Murder and Nonnegligent Manslaughter	19	0.01
Negligent Manslaughter	9	0.01
Kidnapping/Abduction	25	0.02
Rape	468	0.34
Sodomy	46	0.03
Sexual Assault With An Object	2	0.00
Fondling	473	0.34
Incest	13	0.01
Statutory Rape	68	0.05
Aggravated Assault	852	0.62
Simple Assault	6,800	4.96
Intimidation	4,613	3.36
Human Trafficking, Commercial Sex Acts	2	0.00
Crimes Against Property	26,290	19.16
Arson	167	0.12
Bribery	2	0.00
Burglary/Breaking & Entering	1,729	1.26
Counterfeiting/Forgery	472	0.34
Destruction/Damage/Vandalism of Property	6,230	4.54
Embezzlement	39	0.03
Extortion/Blackmail	36	0.03
False Pretenses/Swindle/Confidence Game	1,823	1.33
Credit Card/Automated Teller Machine Fraud	538	0.39
Impersonation	376	0.27
Welfare Fraud	14	0.01
Wire Fraud	194	0.14
Identity Theft	187	0.14
Hacking/Computer Invasion	2	0.00
Robbery	163	0.12
Pocket-picking	16	0.01
Purse-snatching	23	0.02
Shoplifting	2,446	1.78
Theft From Building	990	0.72
Theft From Coin Operated Machine or Device	9	0.01
Theft From Motor Vehicle	1,648	1.20
Theft of Motor Vehicle Parts/Accessories	711	0.52
All Other Larceny	7,440	5.42
Motor Vehicle Theft	923	0.67
Stolen Property Offenses	112	0.08
Crimes Against Society	4,838	3.53
Drug/Narcotic Violations	3,800	2.77
Drug Equipment Violations	432	0.31
Operating/Promoting/Assisting Gambling	1	0.00
Pornography/Obscene Material	152	0.11
Prostitution	9	0.01
Assisting or Promoting Prostitution	6	0.00
Purchasing Prostitution	1	0.00
Weapon Law Violations	390	0.28
Animal Cruelty	47	0.03

NIBRS Crimes - Crime Rates by County

Jurisdiction by Geography	Number of Crimes	Crime Rate (per 1,000)
Maine	44,513	32.44
Androscoggin	3,804	34.51
Aroostook	1,649	24.50
Cumberland	7,986	26.25
Franklin	883	29.09
Hancock	1,280	22.87
Kennebec	5,002	40.07
Knox	832	20.51
Lincoln	785	22.22
Oxford	1,557	26.38
Penobscot	6,121	39.84
Piscataquis	469	27.28
Sagadahoc	800	21.83
Somerset	2,007	39.19
Waldo	343	8.44
Washington	387	12.17
York	7,062	33.10
Statewide Organizations	3,546	

NIBRS GROUP A OFFENSES BY MONTH

Incident Offenses (Offense Type)	Jan	Feb	Mar	Apr	May	Jun	Jul	Aug	Sep	Oct	Nov	Dec
Crimes Against Person	882	800	945	917	1,053	1,129	1,213	1,191	1,036	1,007	983	937
Murder and Nonnegligent Manslaughter	1	1	1		1	5			2	2	3	1
Negligent Manslaughter				1	2		2	1				1
Justifiable Homicide		1					1		1	2		
Kidnapping/Abduction	1	4	1	2	1	4	3	1	2	3	2	1
Rape	35	24	33	32	42	39	46	43	37	31	42	40
Sodomy	4	3	3	2	6	6	3	1	4		8	3
Sexual Assault With An Object				1				1				
Fondling	35	32	32	27	33	37	43	39	34	44	34	39
Incest	1	1	1	1	2	1		2		1		
Statutory Rape	3	7	4	4	6	10	7	4	5	4	5	2
Aggravated Assault	53	53	70	62	74	75	76	82	69	77	59	58
Simple Assault	438	394	480	470	546	585	639	651	557	524	512	472
Intimidation	319	291	337	326	353	382	401	380	336	328	327	331
Human Trafficking, Commercial Sex Acts							1		1			
Human Trafficking, Involuntary Servitude												
Crimes Against Property	1,742	1,504	1,754	1,921	1,984	2,202	2,269	2,439	2,398	2,242	2,118	1,911
Arson	11	10	5	10	19	12	13	24	14	12	13	24
Bribery		1				1						
Burglary/Breaking & Entering	135	92	114	119	144	172	166	178	157	167	162	122
Counterfeiting/Forgery	53	41	25	19	20	29	22	37	38	54	55	78
Destruction/Damage/Vandalism of Property	365	274	454	536	563	576	624	662	649	585	522	420
Embezzlement	2	6		1	5	4	8	2	1	7	2	1
Extortion/Blackmail	3	5	3	2	2	1	2	3	5	2	5	3
False Pretenses/Swindle/Confidence Game	165	158	170	167	122	176	135	164	158	132	134	142
Credit Card/Automated Teller Machine Fraud	66	49	38	28	34	37	53	44	51	44	49	45
Impersonation	32	57	45	31	23	32	30	33	19	18	29	27
Welfare Fraud	2				2	2		2		3	2	1
Wire Fraud	37	31	23	17	12	7	8	18	13	9	10	9
Identity Theft	23	24	24	26	11	15	20	13	9	7	9	6
Hacking/Computer Invasion								1				1
Robbery	7	10	5	15	8	13	16	19	22	11	15	22
Pocket-picking	2	1	3	4	1				2	2		1
Purse-snatching			2			1	5	2	2	5	4	2
Shoplifting	199	221	180	200	180	176	188	192	177	242	247	243
Theft From Building	69	54	84	92	98	85	75	92	98	80	85	78
Theft From Coin Operated Machine or Device	2		1				1	1	4			
Theft From Motor Vehicle	129	69	97	108	142	131	161	190	189	153	173	106
Theft of Motor Vehicle Parts/Accessories	48	41	51	59	60	57	66	82	79	54	69	44
All Other Larceny	444	379	476	538	596	715	732	775	768	743	632	639
Motor Vehicle Theft	83	61	51	48	66	99	93	88	93	79	84	57
Stolen Property Offenses	9	9	11	11	10	6	13	15	9	8	3	8
Crimes Against Society	327	282	452	471	416	423	396	437	387	352	327	271
Drug/Narcotic Violations	265	227	373	405	351	352	326	372	326	291	283	229
Drug Equipment Violations	37	30	54	50	42	34	47	38	35	33	21	11
Betting/Wagering												
Operating/Promoting/Assisting Gambling				1								
Gambling Equipment Violations												
Sports Tampering												
Pornography/Obscene Material	11	19	18	13	12	18	13	12	12	5	6	11
Prostitution	1		2		1	1	1	1	1		1	
Assisting or Promoting Prostitution		1			1	2	1			1		
Purchasing Prostitution	1											
Weapon Law Violations	31	19	35	31	30	40	34	42	34	36	27	31
Animal Cruelty	2	7	3	8	5	4	4	3	2	3	5	1

**Murder and
Non-Negligent
Manslaughter**

VIOLENT CRIMES

Aggravated Assault

Robbery

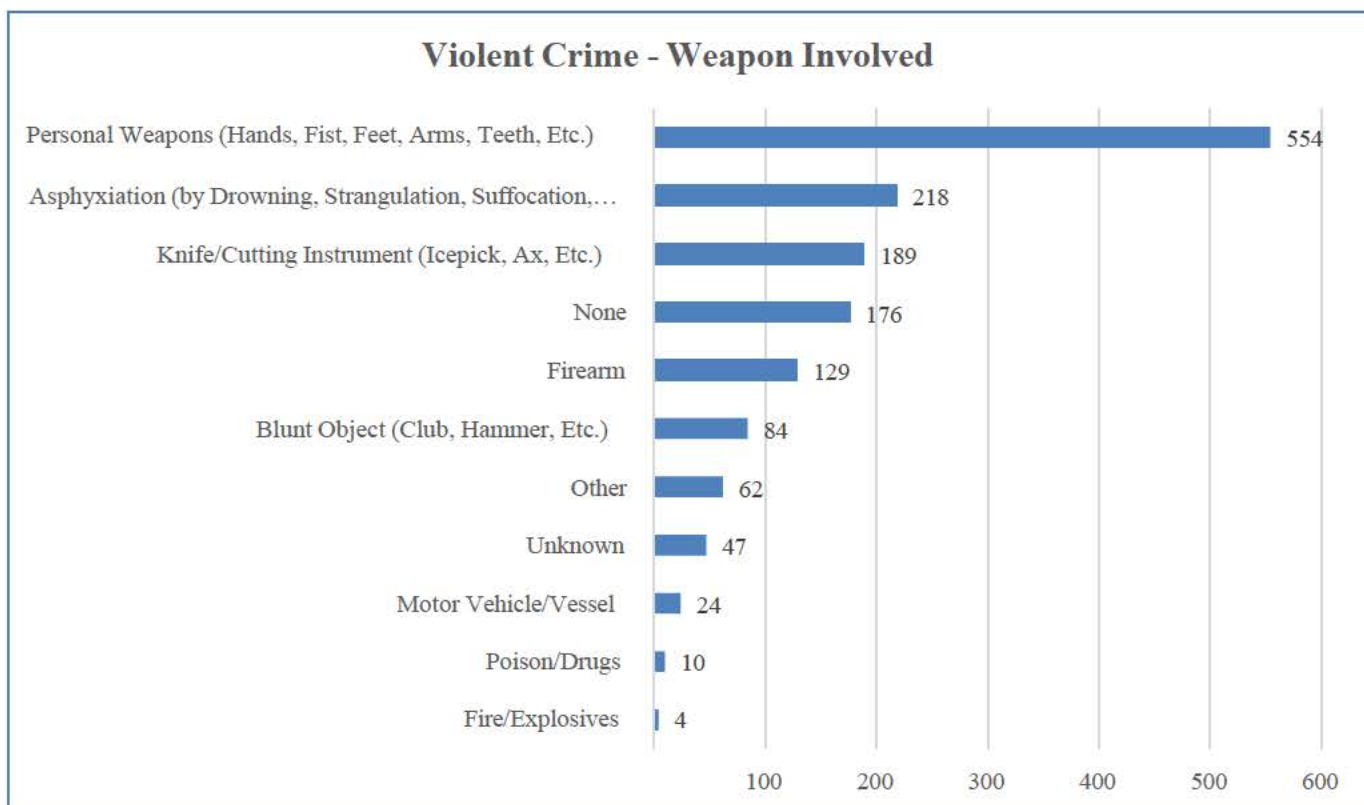
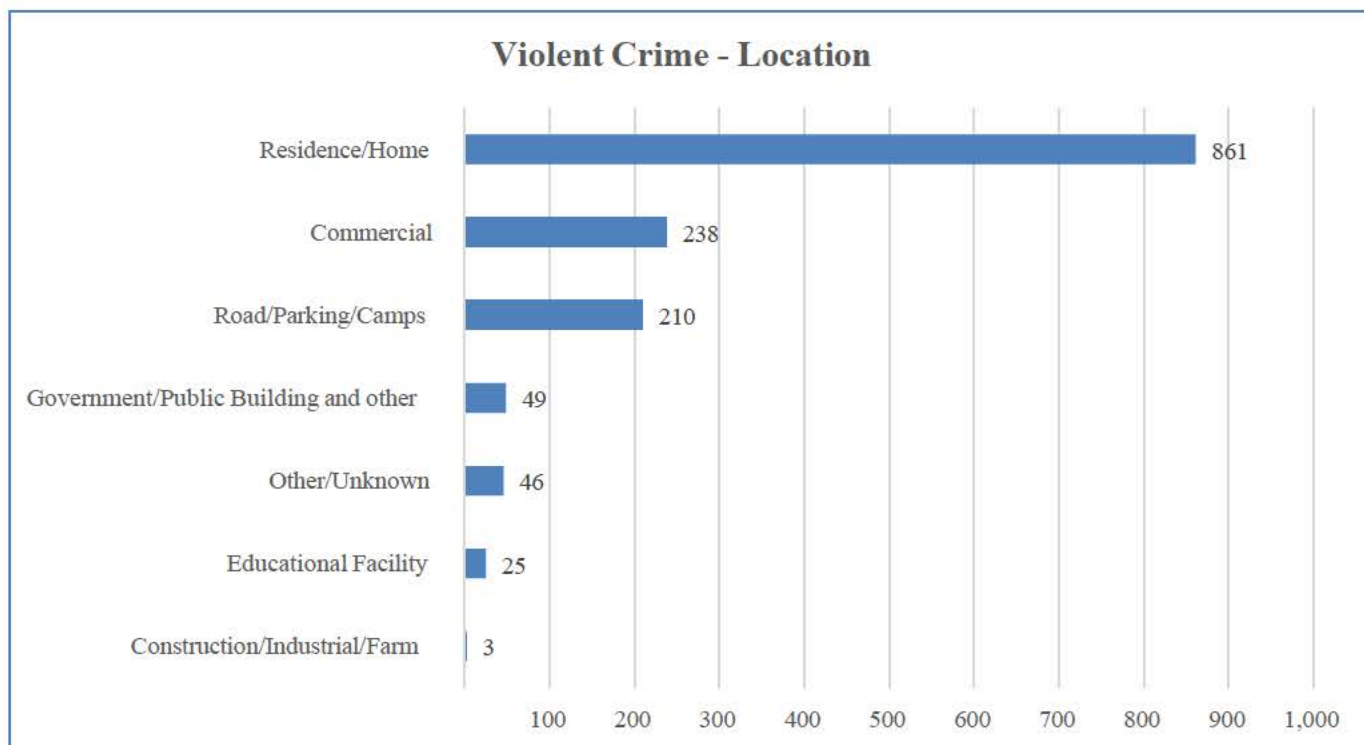
Rape

Violent Crimes Rates for 2021

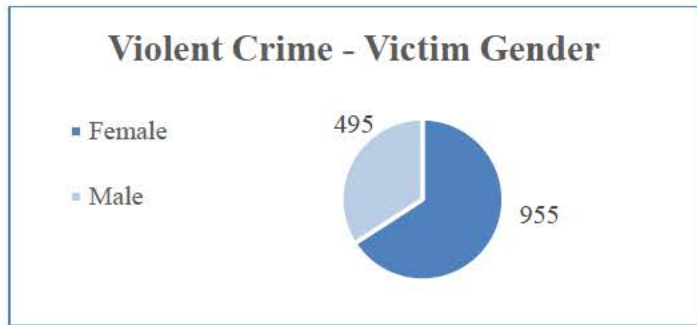
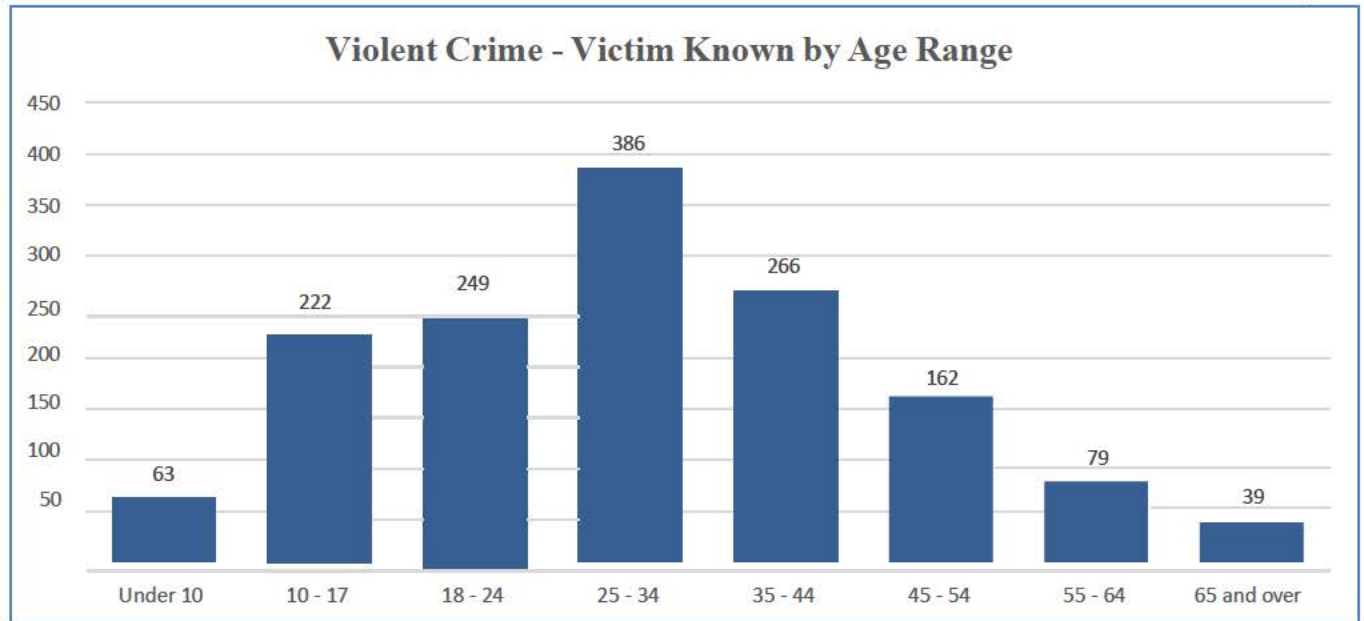
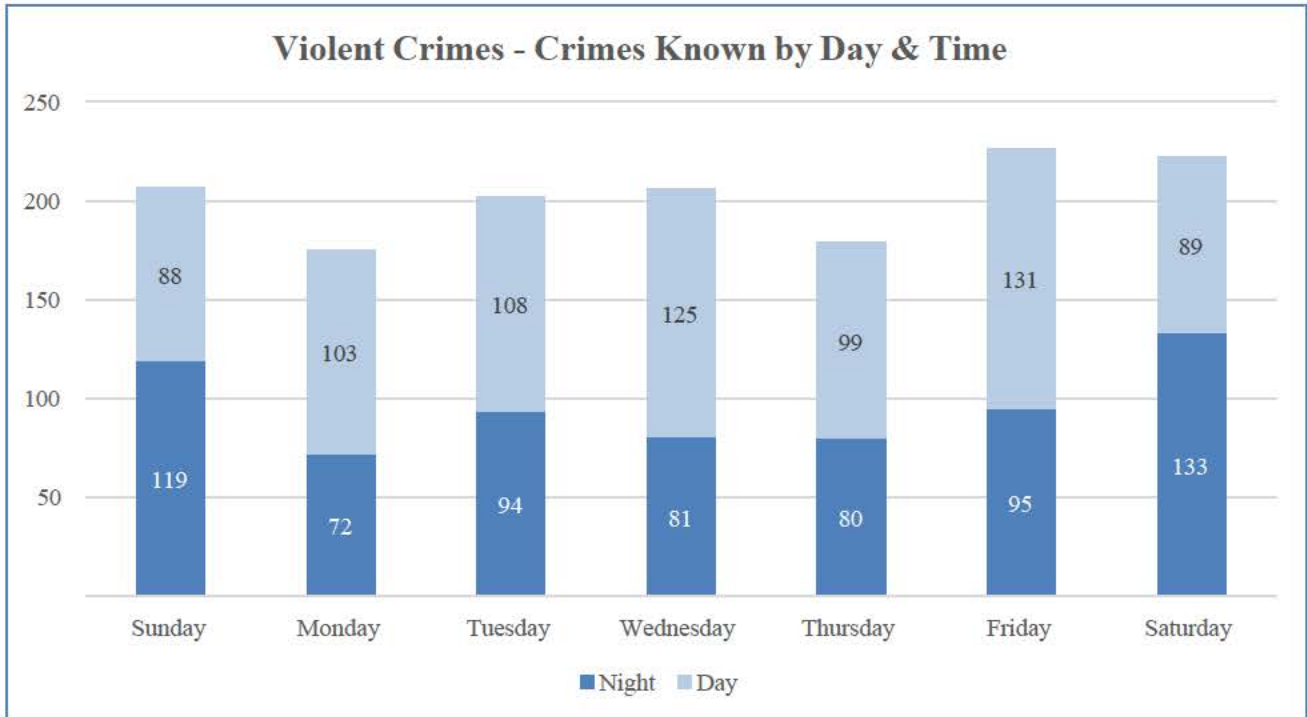
Offense Type	Number of Crimes	Crime Rate (per 1,000)
Violent Crime Overall Crime Rate	1,511	1.10
Murder and Nonnegligent Manslaughter	19	0.01
Negligent Manslaughter	9	0.01
Rape	468	0.34
Aggravated Assault	852	0.62
Robbery	163	0.12

Violent Crimes

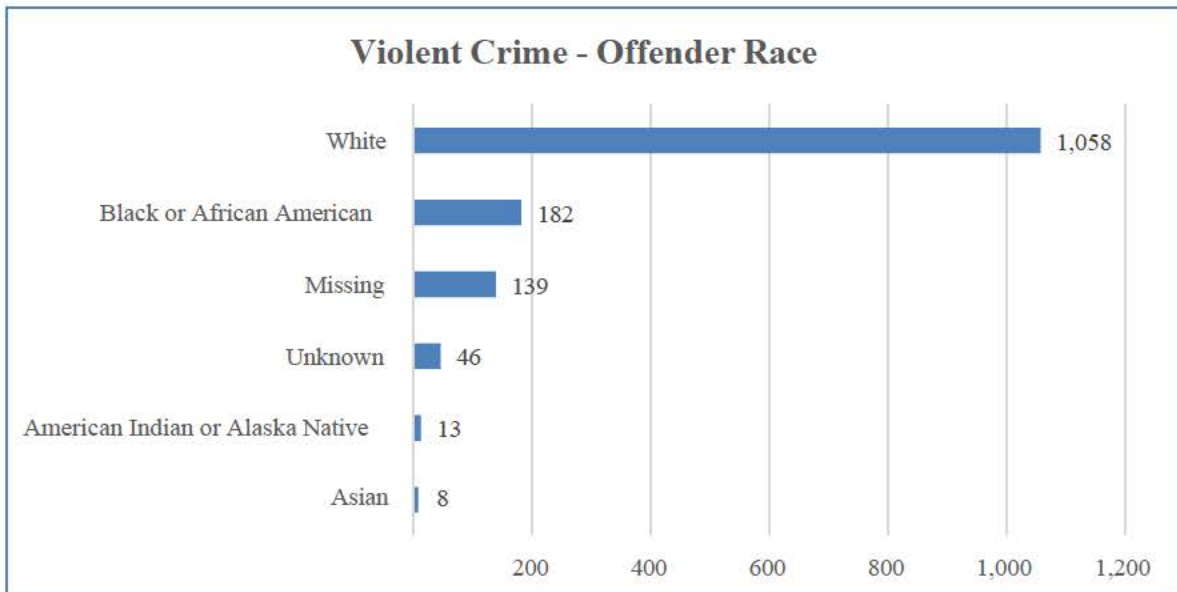
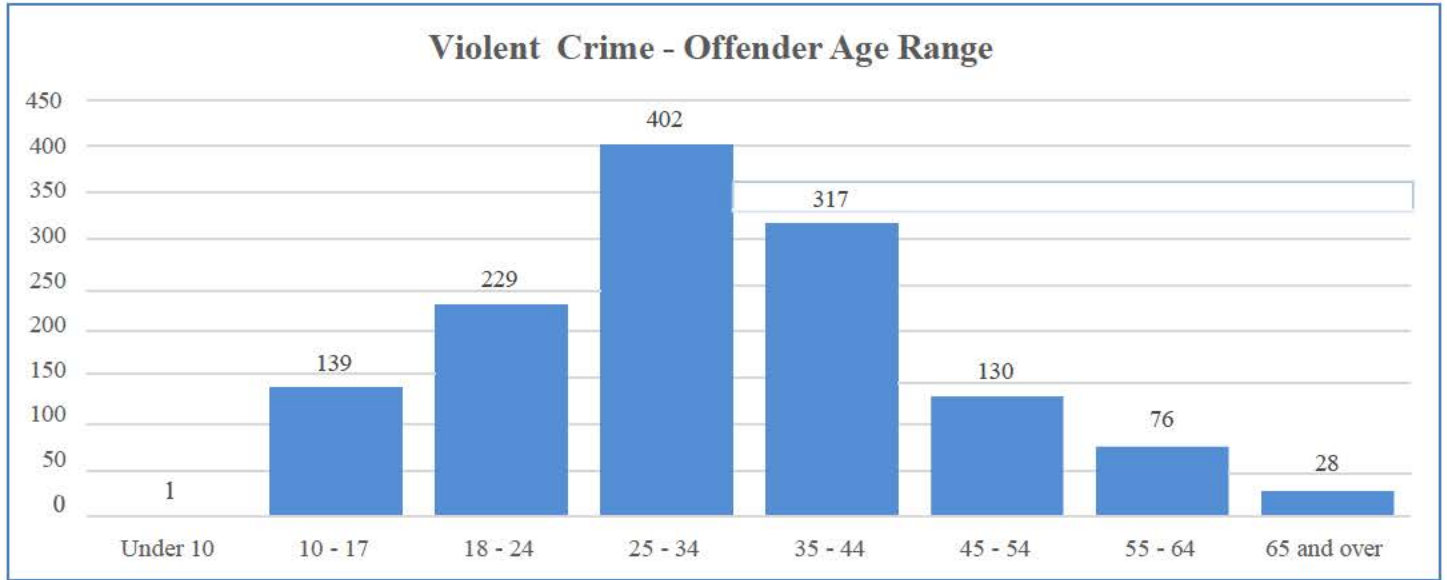
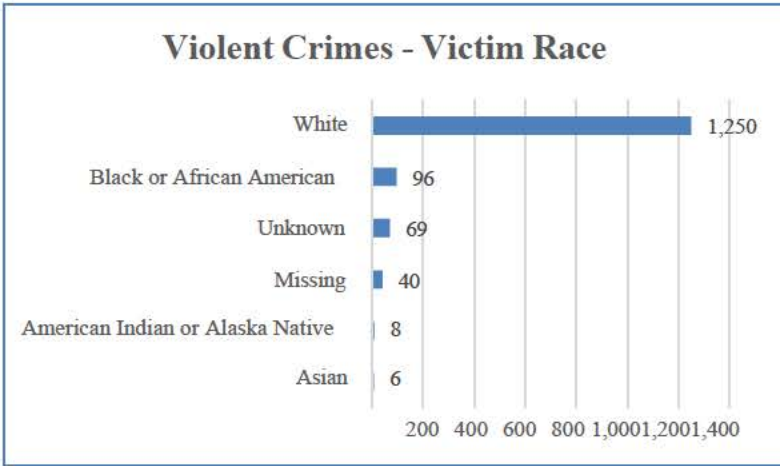
Crimes of violence involve the element of personal confrontation between the perpetrator and victim and entail the use of threat or violence. By their very nature, violent crimes- Murder, Rape, Aggravated Assault and Robbery are considered more serious than property crimes. The total number indicates only the number of incidents reported to police. 2021 Agencies reported a total of 1,432 **Violent offenses** which involved a total of 1,511 victims with reported injuries and no injuries. Reporting 1,432 **Violent Offenses**, 797 incidents cleared results in a 55.7% Clearance Rate.



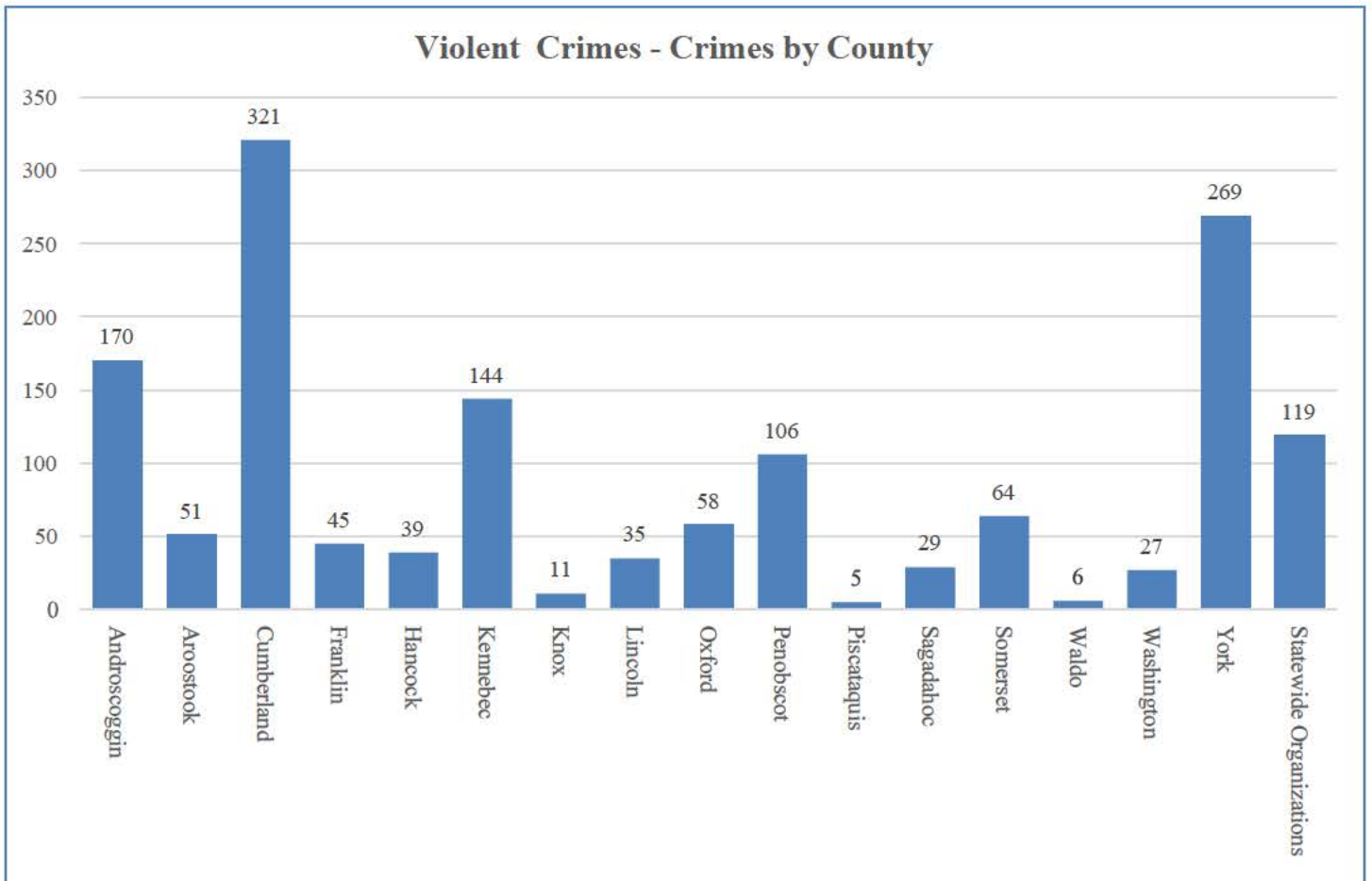
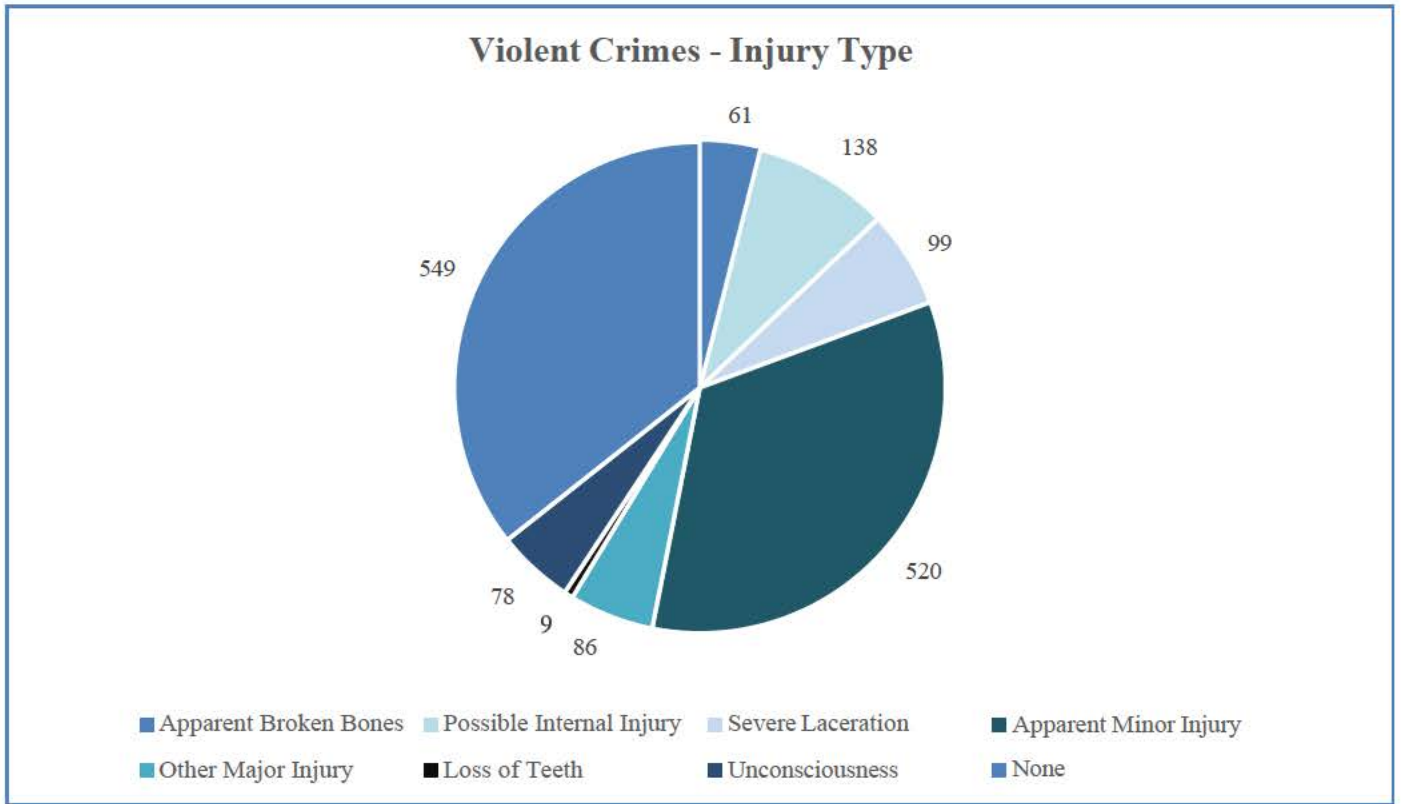
Violent Crimes



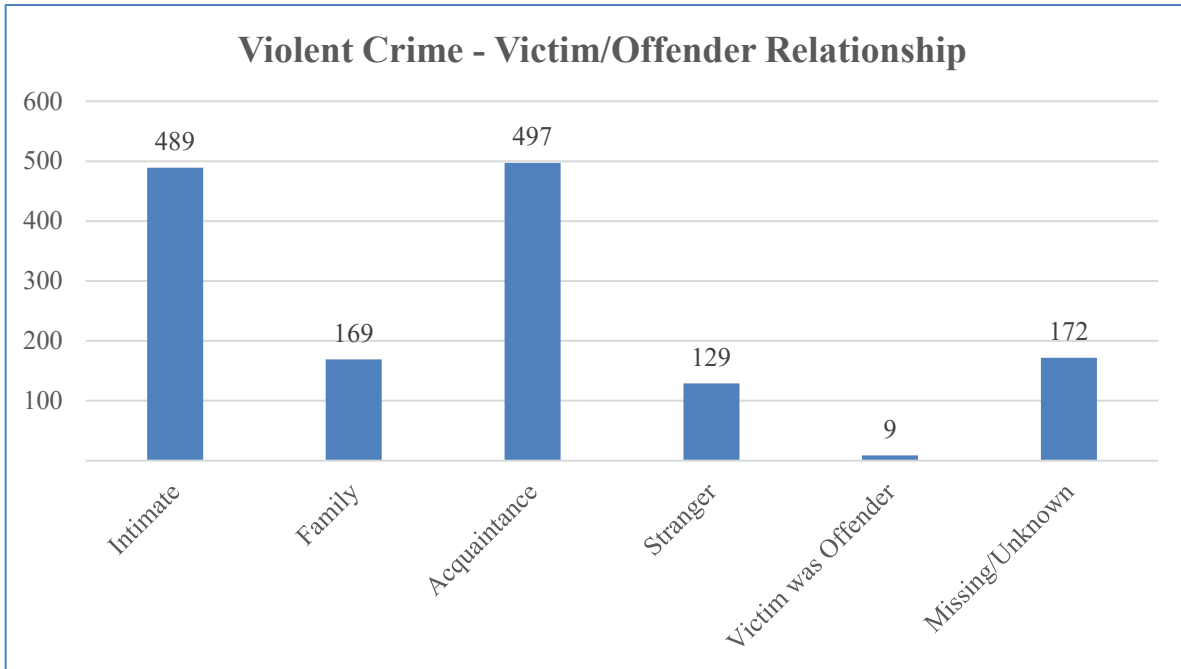
Violent Crimes



Violent Crimes



Violent Crimes



Murder and Non-Negligent Manslaughter

The willful killing of one Human being by another

Aggravated Assault

An unlawful attack by one person upon another wherein the offender uses a weapon or displays it in a threatening manner, or the victim suffers obvious severe or aggravated bodily injury involving apparent broken bones, loose of teeth, possible internal injury, severe laceration, or loss of consciousness

Kidnapping/Abduction

The unlawful seizure, transportation, and/or detention of a person against his/her will or of a minor without the consent of his/her custodial parent(s) or legal guardian

Forcible Sex Offenses (Rape, Sodomy, Sexual Assault with Object, Fondling)

Any sexual act directed against another person, without the consent of the victim, including instances where the victim is incapable of giving consent

CRIMES AGAINST PERSON

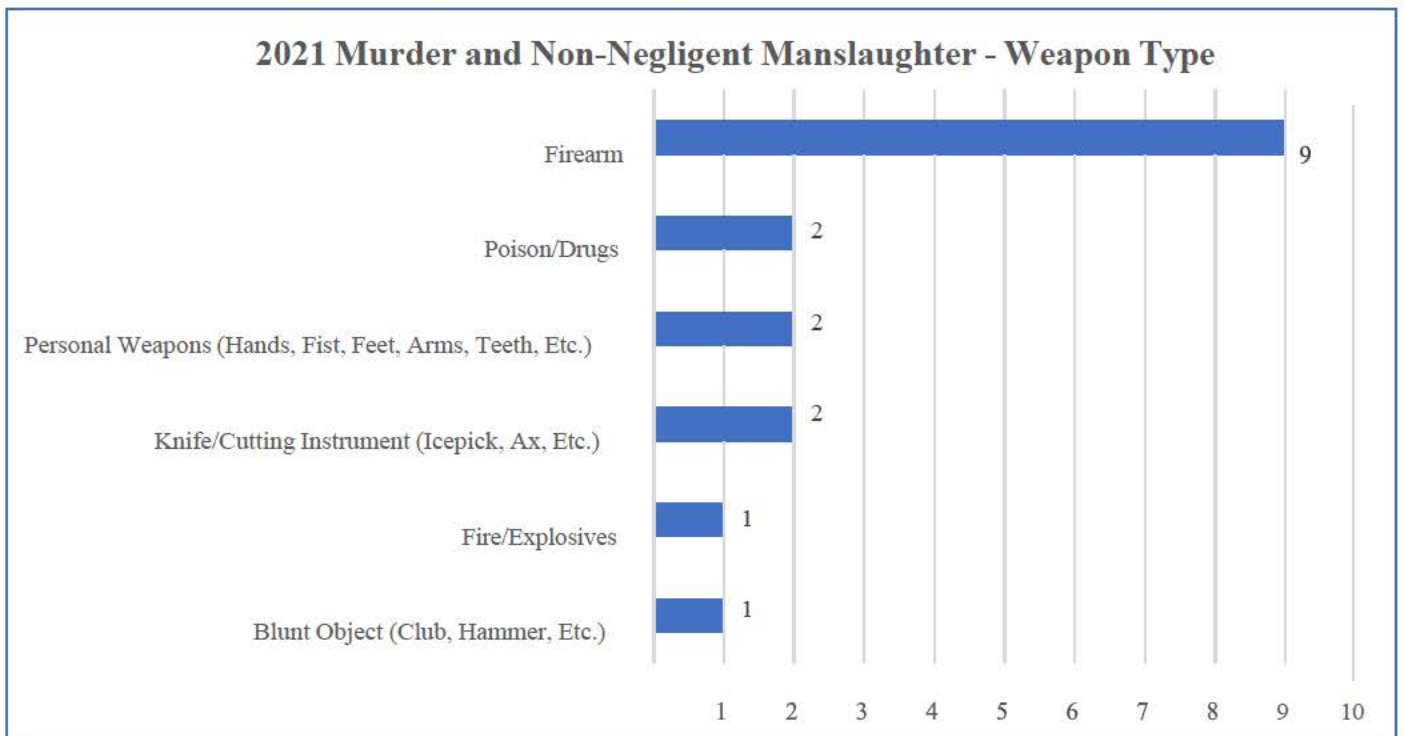
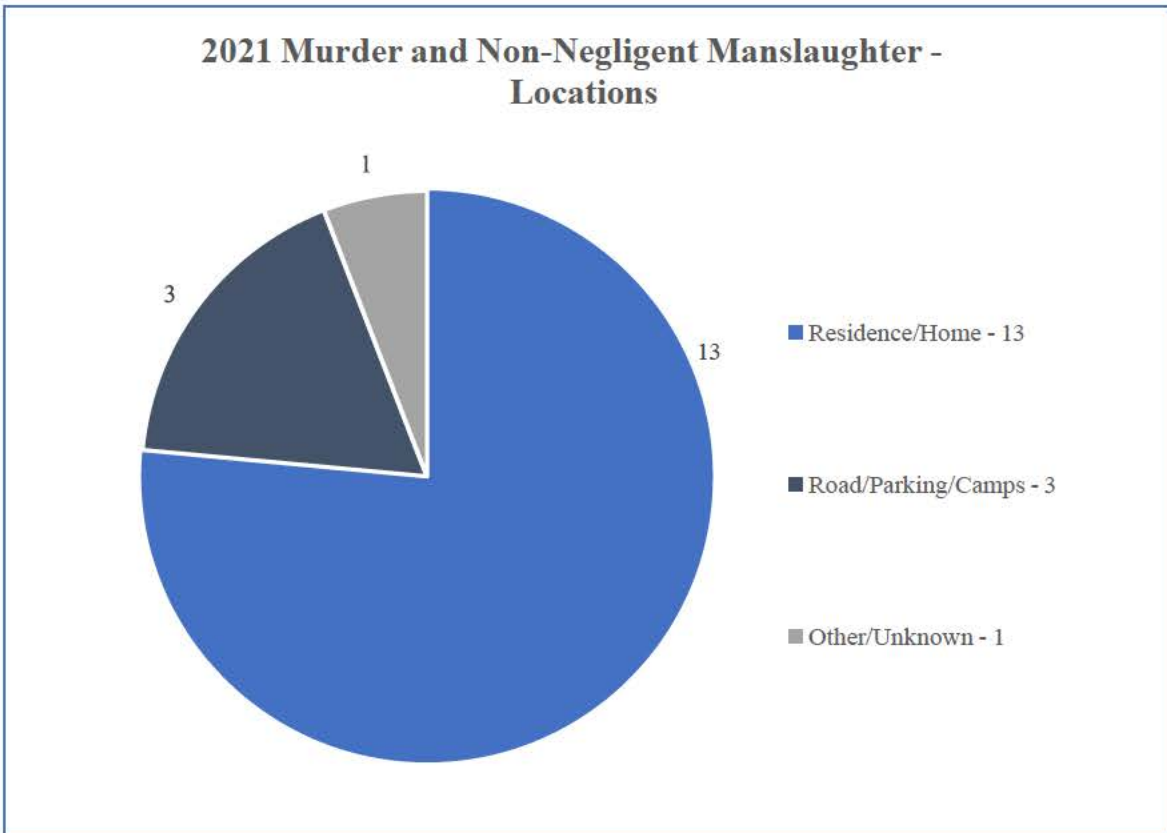
(Counts Victims of reported Crimes)

Crimes Against Person Crime Rate

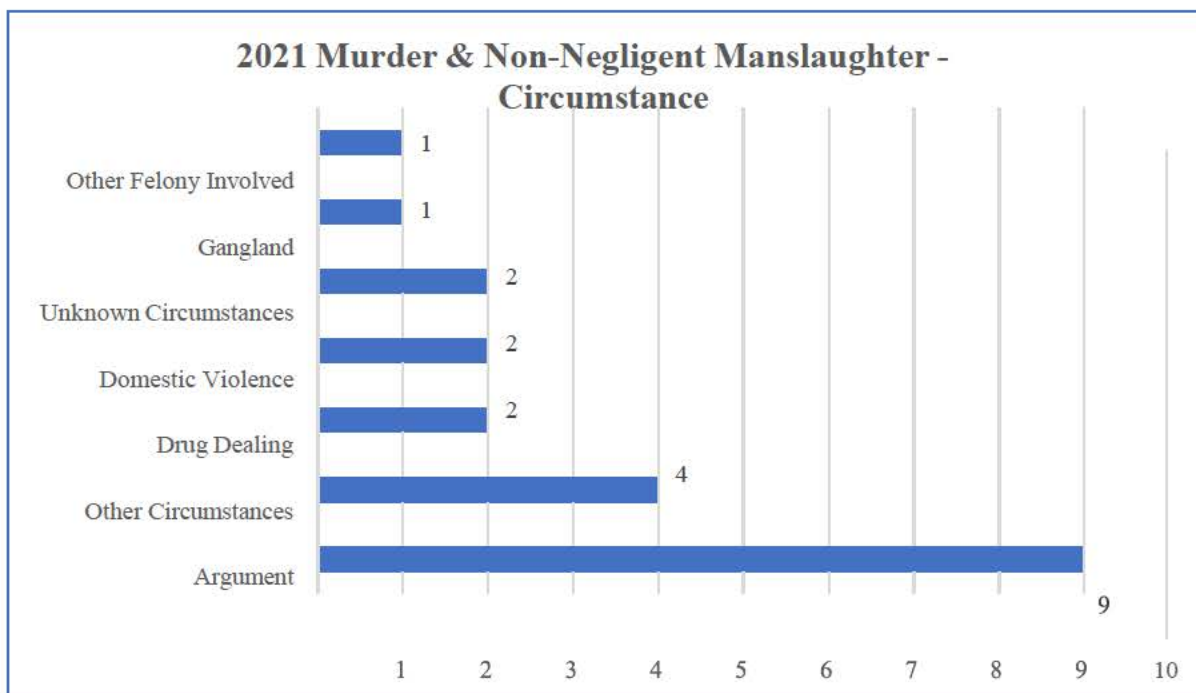
Offense Type	Number of Crimes	Crime Rate (per 1,000)
Overall Crimes Against Person	13,391	9.76
Murder and Nonnegligent Manslaughter	19	0.01
Negligent Manslaughter	9	0.01
Kidnapping/Abduction	25	0.02
Rape	468	0.34
Sodomy	47	0.03
Sexual Assault With An Object	2	0.00
Fondling	473	0.34
Incest	13	0.01
Statutory Rape	68	0.05
Aggravated Assault	852	0.62
Simple Assault	6,800	4.96
Intimidation	4,613	3.36
Human Trafficking, Commercial Sex Acts	2	0.00

Murder and Non-Negligent Manslaughter

2021 Reporting agencies reported 17 incidents of Homicides, with 19 victims. 14 Incidents were either cleared by arrest or by exception. Resulting in a 82% clearance rate.



Murder and Non-Negligent Manslaughter



Murder and Non-Negligent Manslaughter Victims and Offenders

Victim Gender	Victim Age	White	Black or African American	American Indian or Alaska Native	Asian	Native Hawaiian or Other Pacific Islander	Unknown
Female	Under 10						
	10 - 17	1					
	18 - 24						
	25 - 34						1
	35 - 44	2					
	45 - 54	1					2
	55 - 64						
	65 and over						
Male	Under 10	2					
	10 - 17		1				
	18 - 24	1					
	25 - 34	1					1
	35 - 44						
	45 - 54	4					1
	55 - 64						
	65 and over	1					

Offender Gender	Offender Age	White	Black or African American	American Indian or Alaska Native	Asian	Native Hawaiian or Other Pacific Islander	Unknown
Female	10 - 17						
	18 - 24	1					
	25 - 34	1					
	35 - 44	2					
	45 - 54						
	55 - 64						
	65 and over						
Male	10 - 17						
	18 - 24	4					
	25 - 34	4	2				
	35 - 44		1				
	45 - 54						1
	55 - 64	2					
	65 and over	1					

UCR Summary - Homicide Report: 09A Murder and Nonnegligent Manslaughter
Maine - ME, 2021 Agencies reported 17 Incidents of Homicides, and 19 Victims Data

Source: Combined SRS/NIBRS

Agency and Incident Month	Situation	Victim(s)				Offender(s)				Relationship of Victim to Offender	Circumstances	Weapon Used
		Age	Sex	Race	Hispanic or Latino	Age	Sex	Race	Hispanic or Latino			
State Police New Sharon 01/2021	Single victim/single offender	42	F	W	N	55	M	W	N	Wife	Other Arguments / DV	Handgun
State Police Turner 02/2021	Multiple victims/single offender	52	M	W	N	24	M	W	N	Other - Known to Victim	Other	Knife/Cutting Instrument
		48	F	W	N					Other - Known to Victim	Other	
York PD 03/2021	Single victim/single offender	35	F	W	N	33	M	B	M	Girlfriend	Other Arguments / DV	Blunt Object
State Police Warren 05/2021	Single victim/single offender	54	F	U	N	61	M	W	N	Acquaintance	Unable to Determine	Other
Old Town PD 06/2021	Single victim/single offender	3	F	W	N	28	F	W	U	Daughter	Unable to Determine	Drugs/Narcotics/ Sleeping Pills
State Police Standish 06/2021	Single victim/single offender	30	F	U	N	34	M	W	U	Girlfriend	Other Arguments / DV	Handgun
State Police Limington 06/2021	Multiple victims/single offender	47	F	U	N	21	M	W	N	Mother	Other Arguments	Firearm (Type Not Stated)
		45	M	U	N					Other - Known to Victim	Other Arguments	
State Police Stockton Springs 06/2021	Single victim/single offender	3	M	W	N	35	F	W	N	Son	Unable to Determine	Personal Weapons
State Police Somerville 06/2021	Single victim/single offender	48	M	W	N	31	M	W	N	Acquaintance	Other Arguments	Handgun
Fire Marshal Lewiston 09/2021	Single victim/multiple offenders	70	M	W	N	13	M	B	N	Stranger	Arson	Fire/Incendiary Device
						13	M	B	N			
						14	M	B	N			
Biddeford PD 09/2021	Single victim/single offender	31	M	W	N	30	M	W	M	Neighbor	Other Arguments	Handgun

UCR Summary - Homicide Report: 09A Murder and Nonnegligent Manslaughter
Maine - ME, 2021 Agencies reported 17 Incidents of Homicides, and 19 Victims Data

Source: Combined SRS/NIBRS

Agency and Incident Month	Situation	Victim(s)				Offender(s)				Relationship of Victim to Offender	Circumstances	Weapon Used
		Age	Sex	Race	Hispanic or Latino	Age	Sex	Race	Hispanic or Latino			
Lincoln PD 10/2021	Single victim/single offender	51	M	W	N	88	M	W	N	Son	Other Arguments	Handgun
Fryeburg PD 10/2021	Single victim/single offender	28	M	U	Y	46	M	U	M	Acquaintance	Other Arguments	Knife/Cutting Instrument
State Police Machias 11/2021	Single victim/multiple offenders	17	M	B	Y	23	M	W	N	Other - Known to Victim	Robbery	Handgun
						23	M	W	U			
						41	M	B	Y			
						27	M	B	Y			
						30	M	W	Y			
Oakland PD 11/2021	Single victim/single offender	1	M	W	N	21	F	W	N	Son	Unable to Determine	Drugs/Narcotics / Sleeping Pills
State Police Hiram 11/2021	Single victim/single offender	18	M	W	N	22	M	W	N	Stranger	Other Arguments	Handgun
State Police Perry 12/2021	Single victim/single offender	50	M	W	N	40	F	W	N	Boyfriend	Other Arguments	Handgun

UCR Summary - Homicide Report: 09B Negligent Manslaughter

Maine - ME, 2021 Agencies reported 6 Incidents of Negligent Manslaughter, and 8 Victims

Data Source: Combined SRS/NIBRS

Agency and Incident Month	Situation	Victim(s)				Offender(s)				Relationship of Victim to Offender	Weapon Used
		Age	Sex	Race	Hispanic or Latino	Age	Sex	Race	Hispanic or Latino		
Gorham 04/14/2021	Single victim/single offender	3	M	W	N	13	F	W	N	Acquaintance	Motor Vehicle / Vessel
York SO 05/09/2021	Single victim/single offender	27	F	W	N	51	M	W	U	Boyfriend/ Girlfriend	Motor Vehicle / Vessel
Brewer PD 05/31/2021	Single victim/single offender	BB	M	W	U	36	M	W	N	Child	Personal Weapons (Hands, Fists, Feet, Arms, Teeth, Etc.)
York SO 07/31/2021	Multiple victims/single offender	12	M	W	N	64	M	W	U	Stranger	Motor Vehicle / Vessel
		45	M	W	N					Stranger	
Old Town PD 08/29/2021	Single victim/single offender	BB	M	W	U	28	M	W	U	Child	Personal Weapons (Hands, Fists, Feet, Arms, Teeth, Etc.)
Lincoln SO 12/31/2021	Multiple victims/single offender	6	M	W	N	39	M	W	N	Stran\	Motor Vehicle / Vessel
		69	F	W	N					Stranger	

UCR Summary - Homicide Report: 09C Justifiable Homicide Maine -

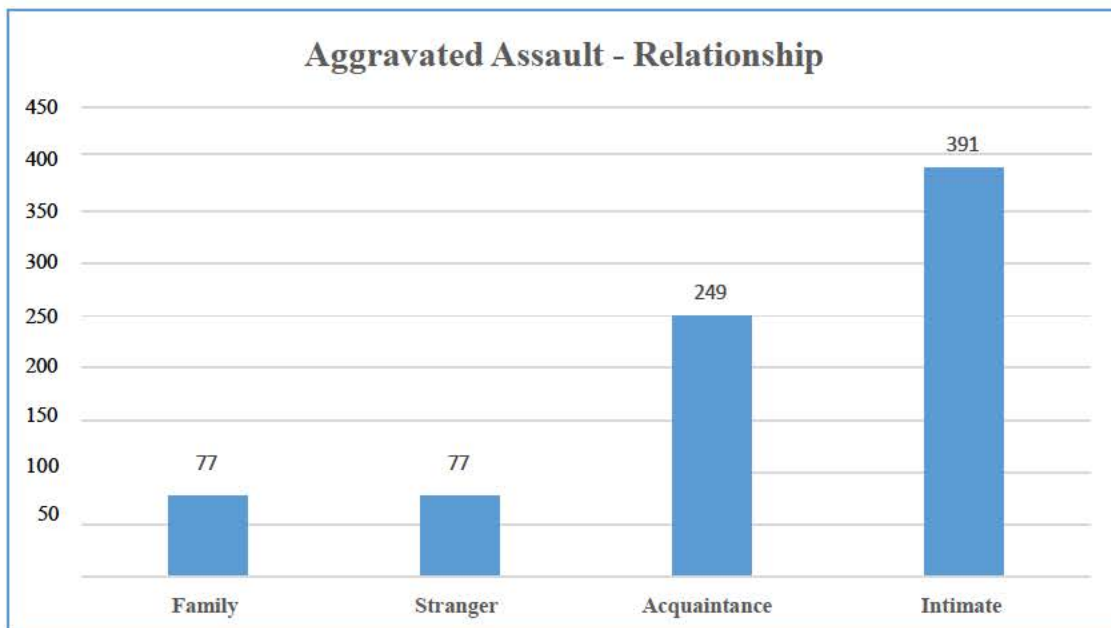
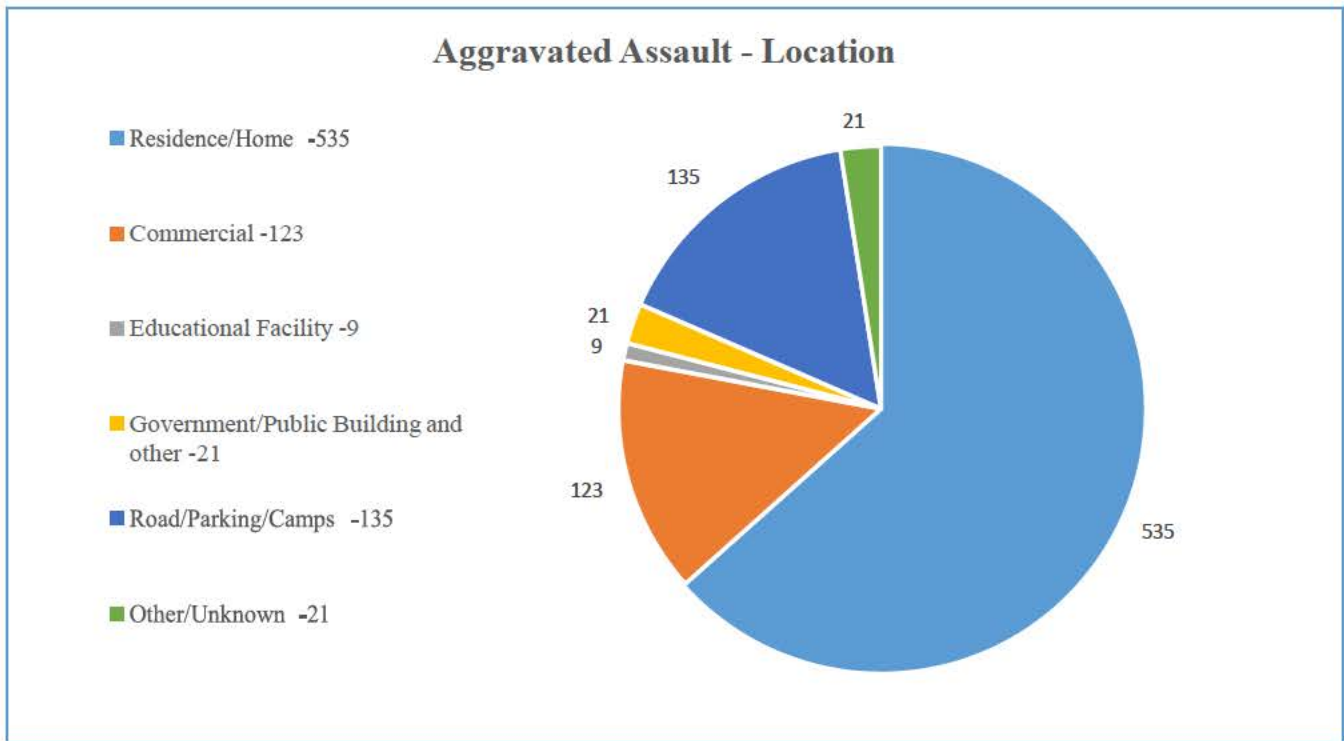
ME, 2021 Agencies reported 5 Incidents of Justifiable Homicide

Data Source: Combined SRS/NIBRS

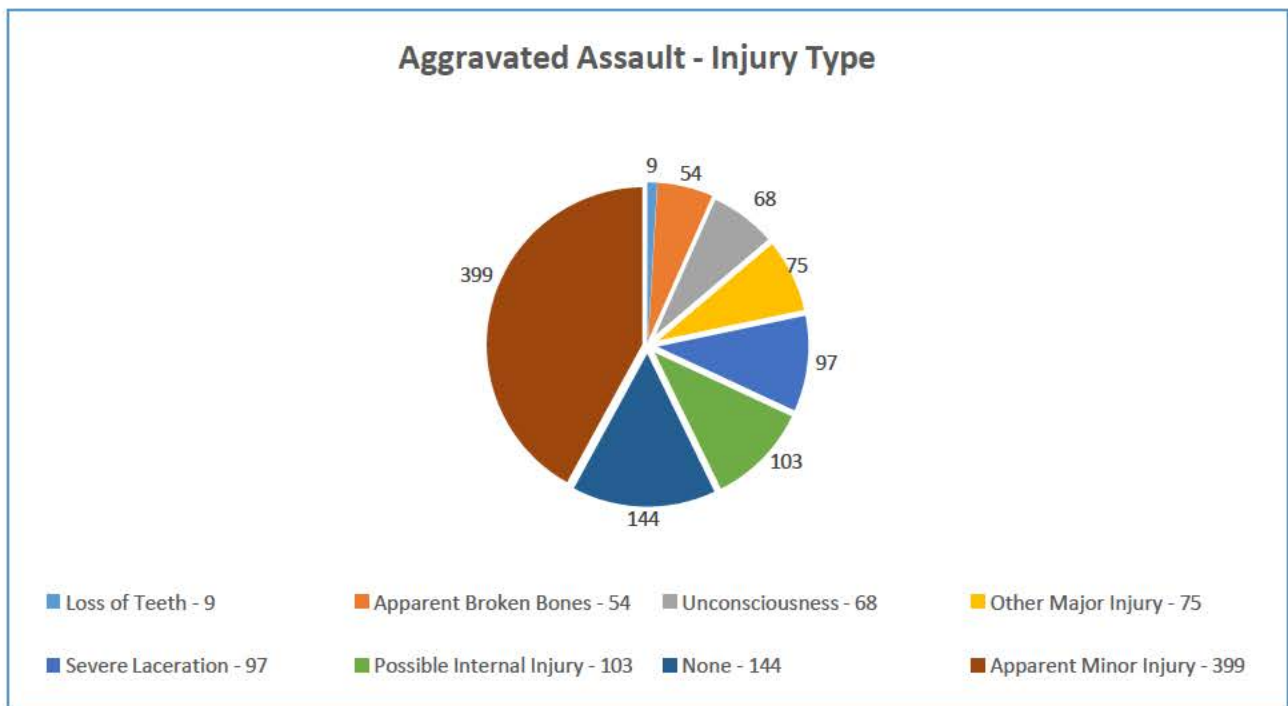
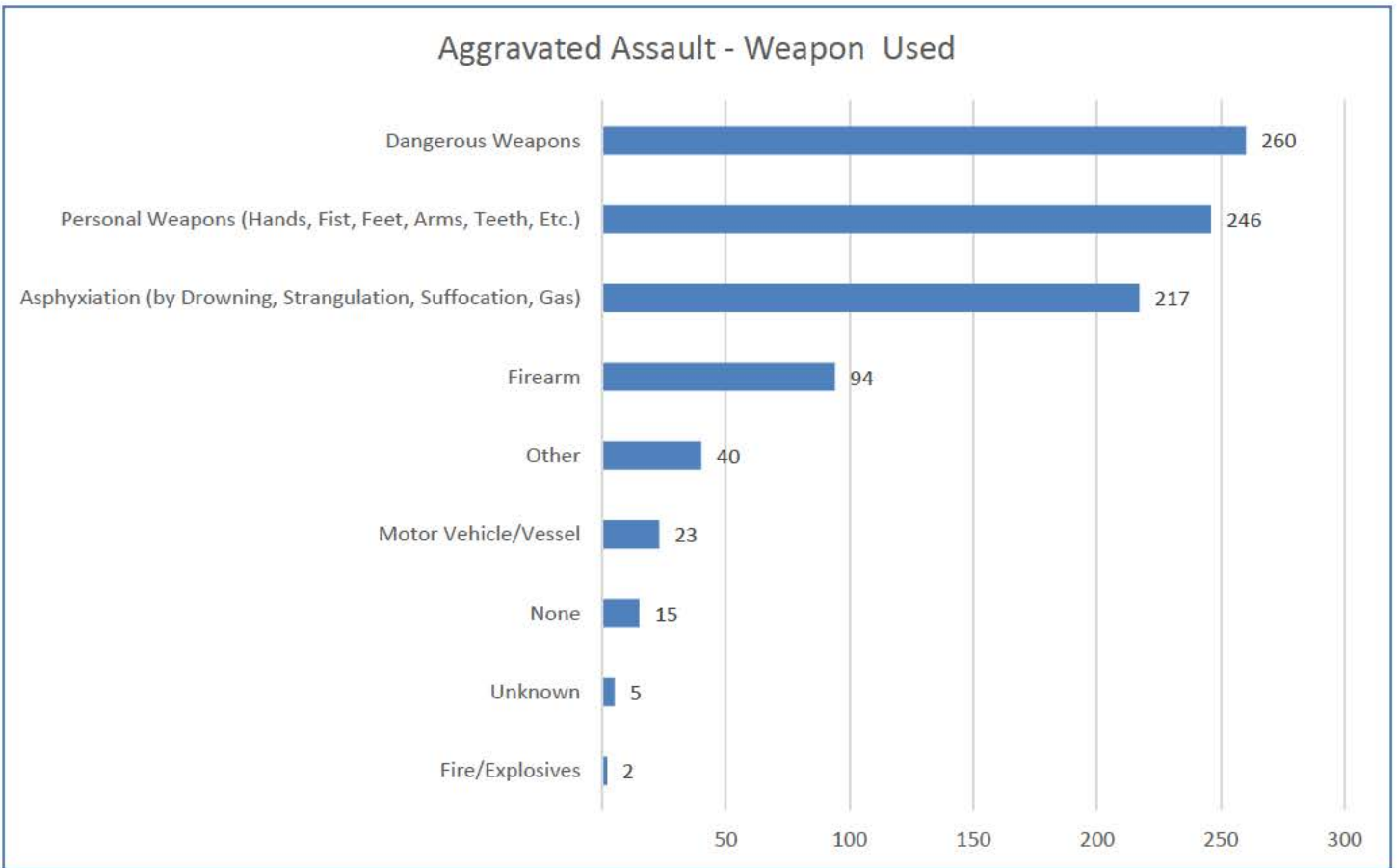
Agency / Incident Month	Situation	Victim(s)				Offender(s)				Relationship of Victim to Offender	Circumstances	Weapon Used
		Age	Sex	Race	Hispanic or Latino	Age	Sex	Race	Hispanic or Latino			
Auburn PD 09/2021	Single victim/single offender	36	M	W	N	21	M	W	M	Stranger	Felon Killed by Police Officer	Handgun
Augusta PD 10/2021	Single victim/multiple offenders	34	M	W	N	37	M	W	M	Stranger	Felon Killed by Police Officer	Handgun
						24	M	W	M	Stranger	Felon Killed by Police Officer	Handgun
Falmouth PD 10/2021	Single victim/multiple offenders	51	M	W	N	24	M	W	M	Stranger	Felon Killed by Police Officer	Handgun
						42	M	W	M	Stranger	Felon Killed by Police Officer	Handgun
Presque Isle PD 07/2021	Single victim/single offender	53	M	U	N	37	M	W	N	Stranger	Felon Killed by Police Officer	Handgun
Waterville PD 02/2021	Single victim/single offender	32	M	W	N	26	M	W	M	Stranger	Felon Killed by Police Officer	Handgun

Aggravated Assault

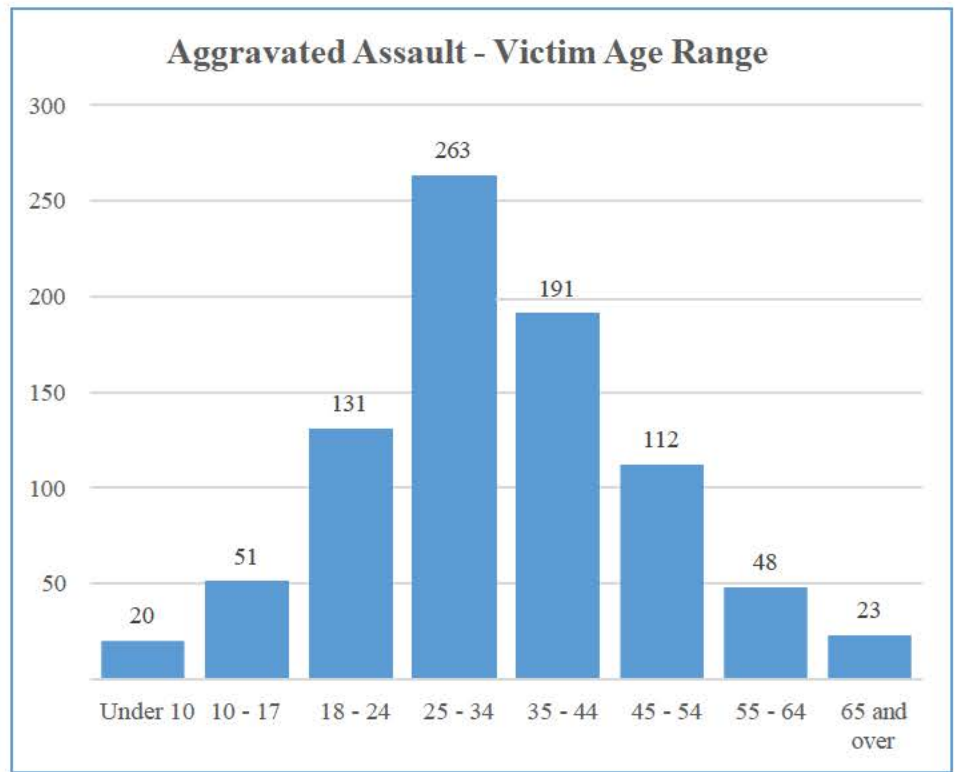
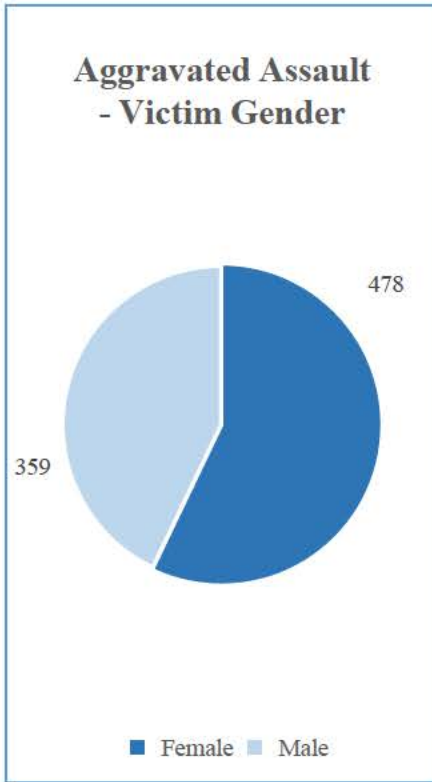
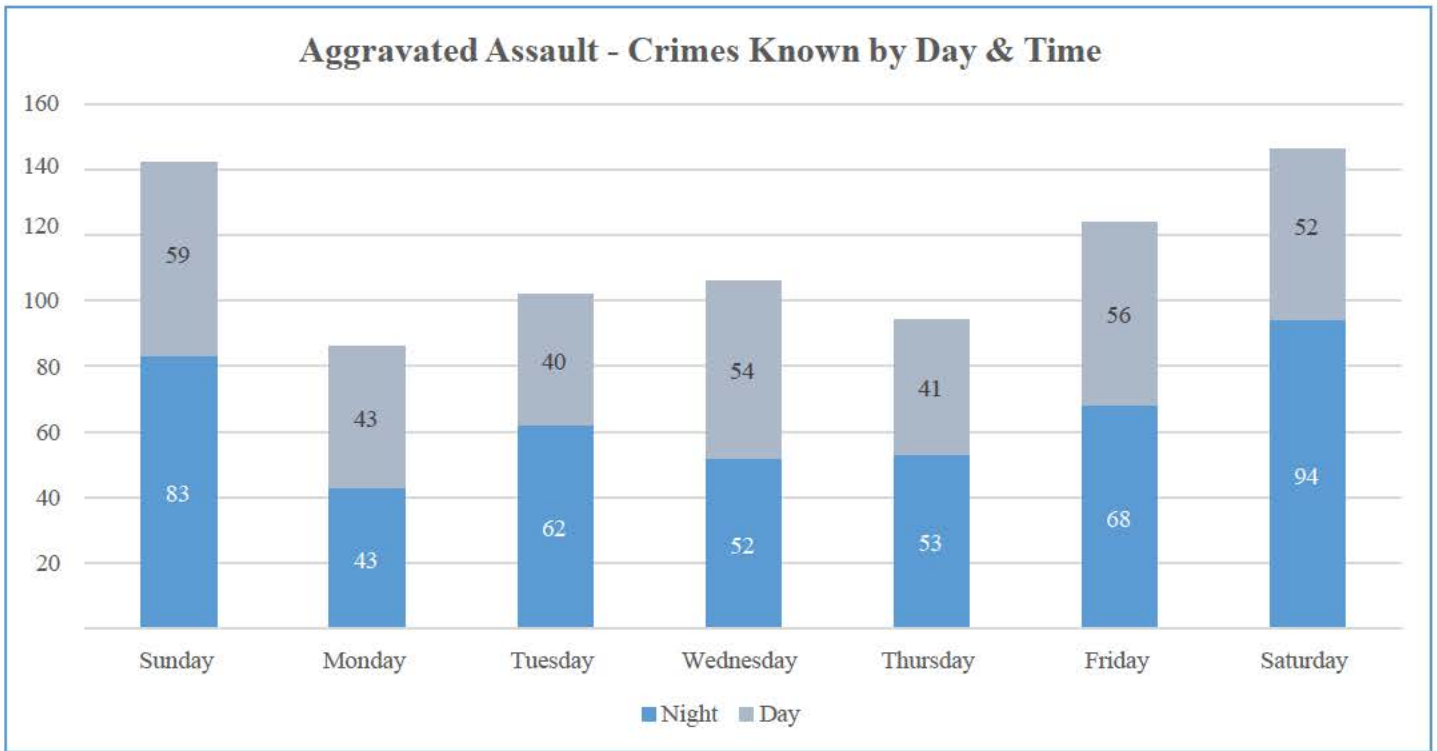
During 2021 there was a total of 11,180 Assault offenses reported which include Aggravated Assault, Simple Assault and Intimidation. Reporting a clearance rate of 55.54%. 3,939 of these incidents were reported as being Domestic violence related. 79.92% of Domestic Assaults were cleared.



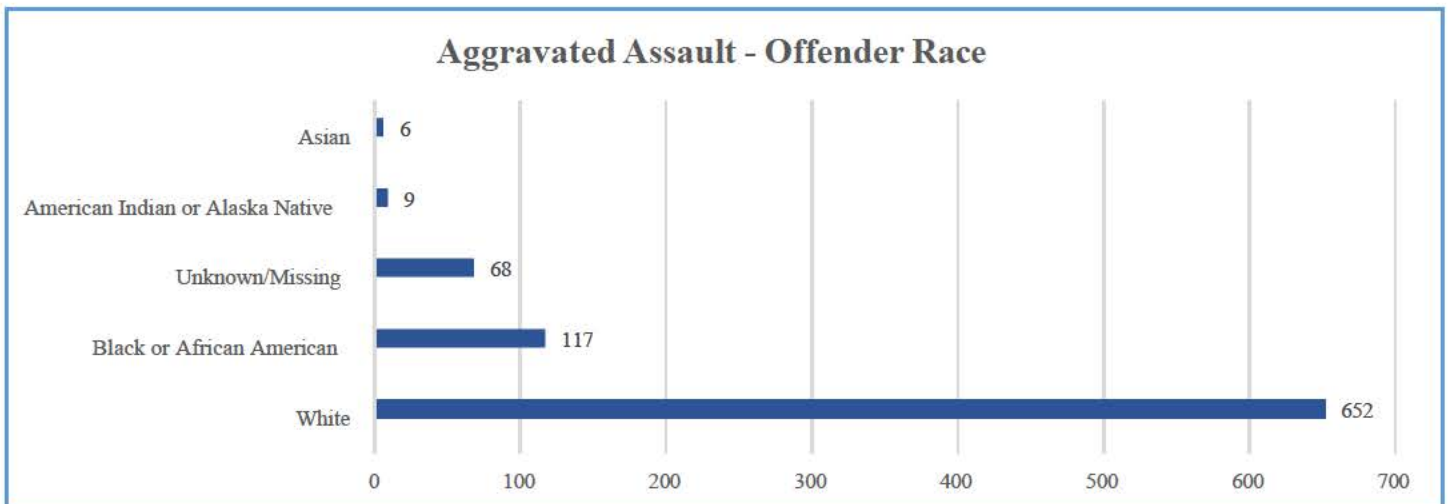
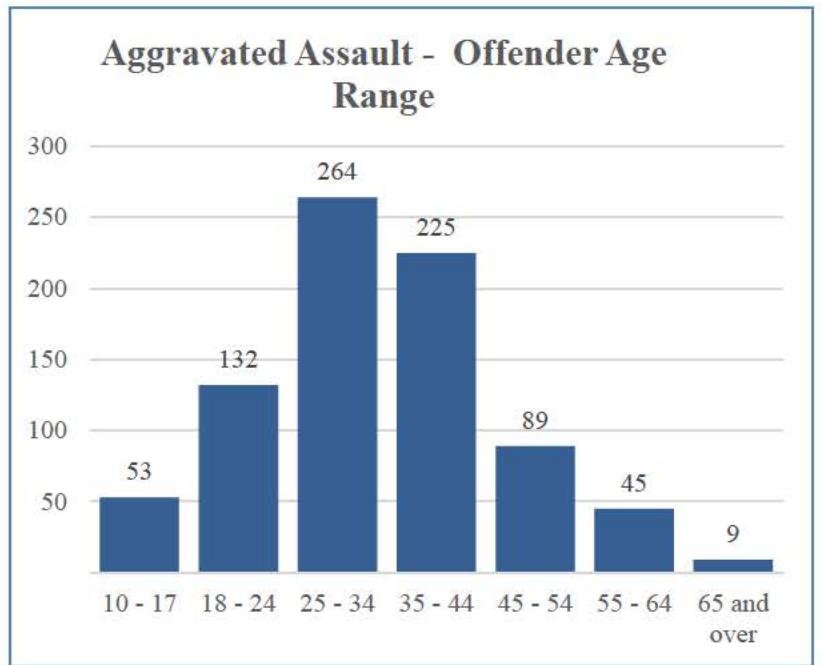
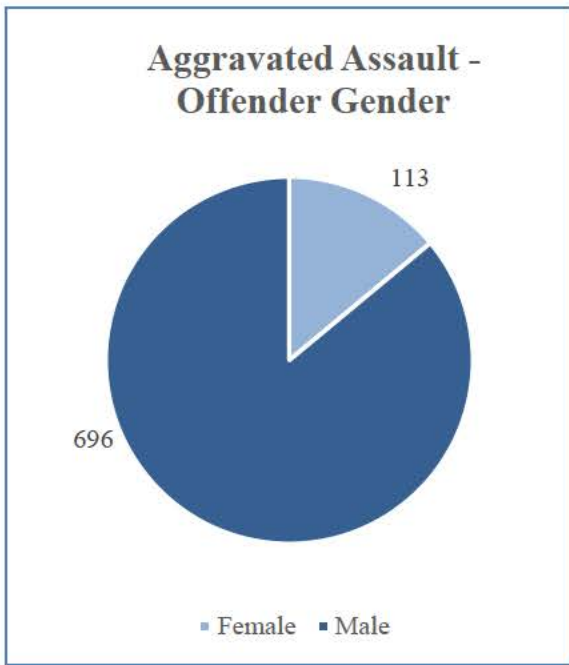
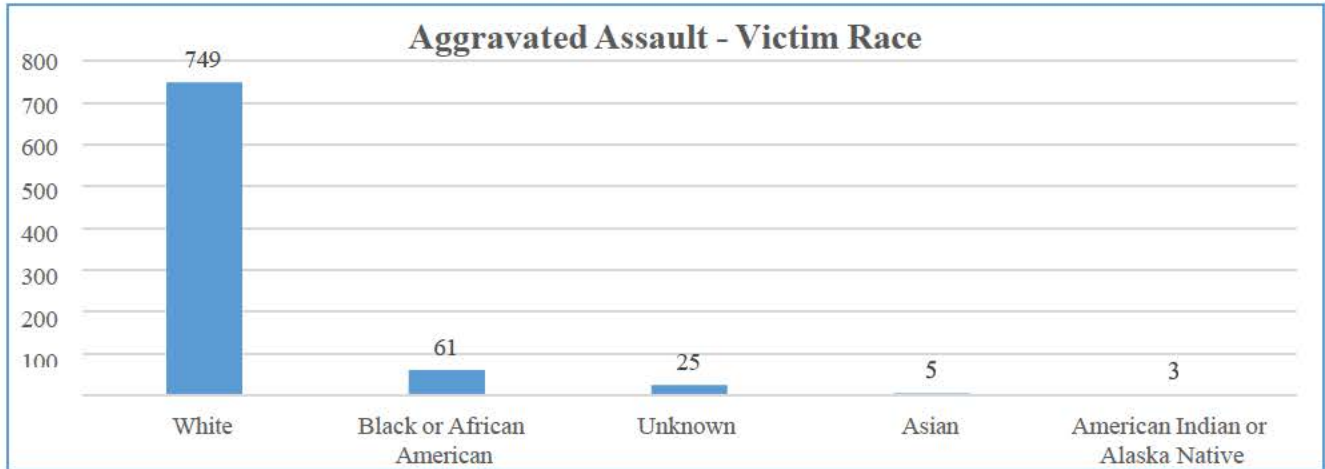
Aggravated Assault



Aggravated Assault



Aggravated Assault



Domestic Violence

Due to problems of abuse and domestic violence between family or household members, the 109th Maine Legislature enacted a law entitled “An Act Concerning Abuse between Household and Family Members.” The law, Chapter 578 of the Public Laws of 1979, mandates the reporting of domestic violence data by law enforcement agencies and the collection of such data (Title 19, § 770 [1]) by the Uniform Crime Reporting Unit, State Bureau of Identification, Department of Public Safety.

Domestic Violence is a crime against person in NIBRS, therefore incidents are reported based on the number of victims involved in the incident. The categories that are selected to report a DV incident for this report are Simple Assault and Aggravated Assault. Domestic Violence report is a Maine report that is published according to Maine Statutes. Definitions being “Family or household members”, present or former spouses or domestic partners, Individuals presently or formerly living together as spouses, Parents of the same child, adult household members related by consanguinity or affinity, Minor children of a parent or guardian when the defendant is an adult household member of that parent or guardian, Individual presently or formerly living together and Individuals who are or were sexual partners. The relationship between the victim and the suspect reflects whether the incident is reported as a domestic violence incident.

2021 was a transition year for all law enforcement agencies in Maine to begin reporting crime statistics in the new NIBRS format. With this new reporting change, and additional victim/offender relationship being submitted in an automated format, there has been an increase in the number of reported domestic violence incidents for 2021. This is most likely due to more accurate and expanded relationship data available under the new reporting system, and the now automated process for NIBRS data to be checked for errors and missing information.

During 2021:

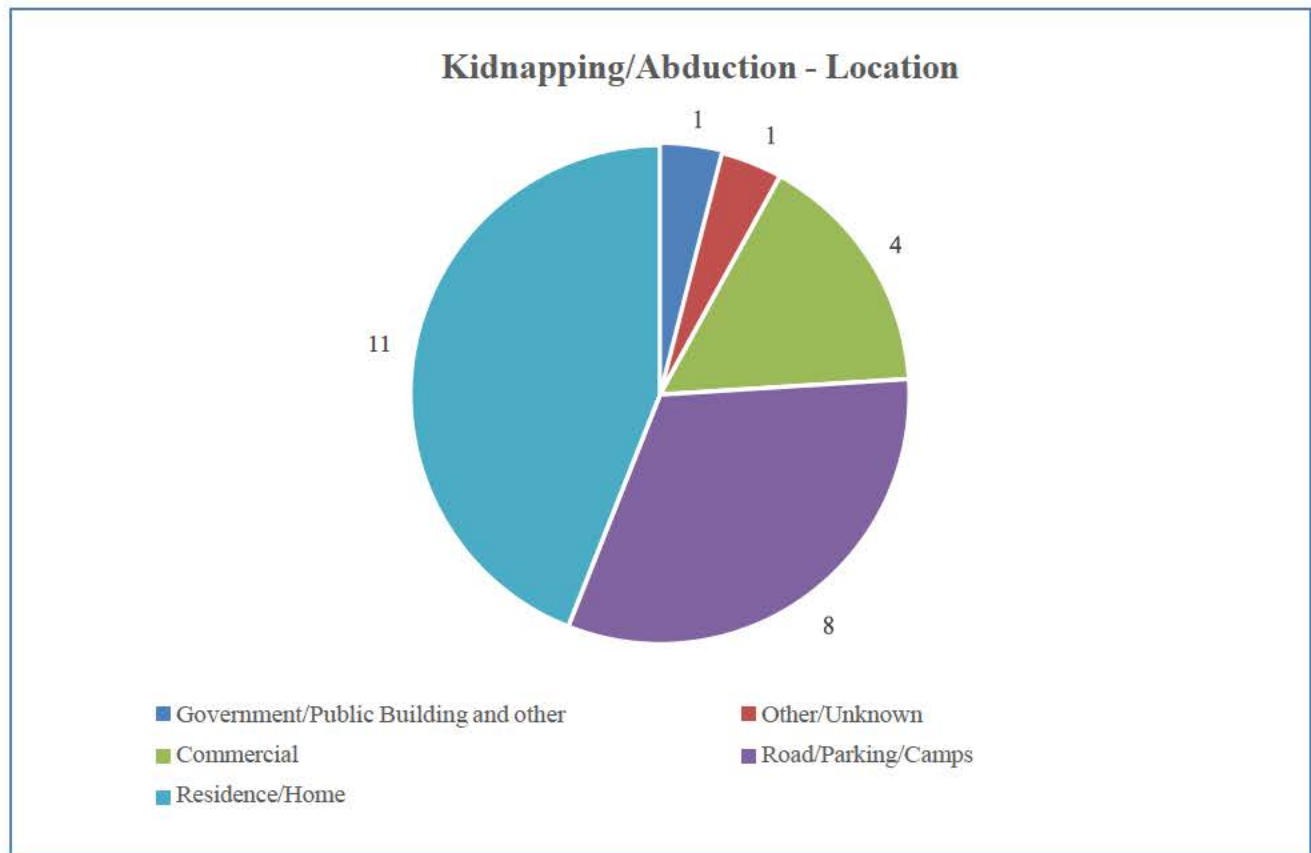
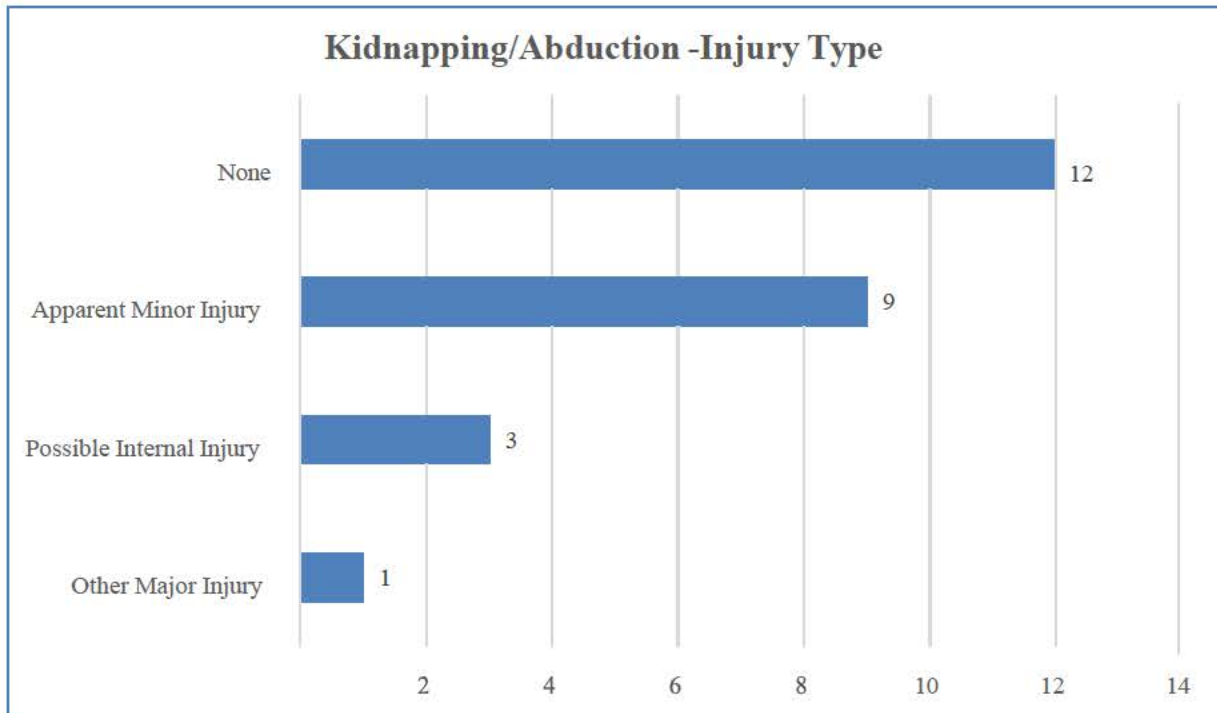
- Of a grand total of 12,072 reported assaults, 3,941 were reported as domestic based on the victim/offender relationship reported.
- Domestic assaults increased 13.6% (473 offenses) from the 2020 figure of 3,468
- Law enforcement agencies cleared 2,913 domestic assaults for a clearance rate of 74%.
- Of the 3,941 domestic assaults, 3,111 involved personal weapons (hands, fists, feet).

Domestic Violence Assault by County

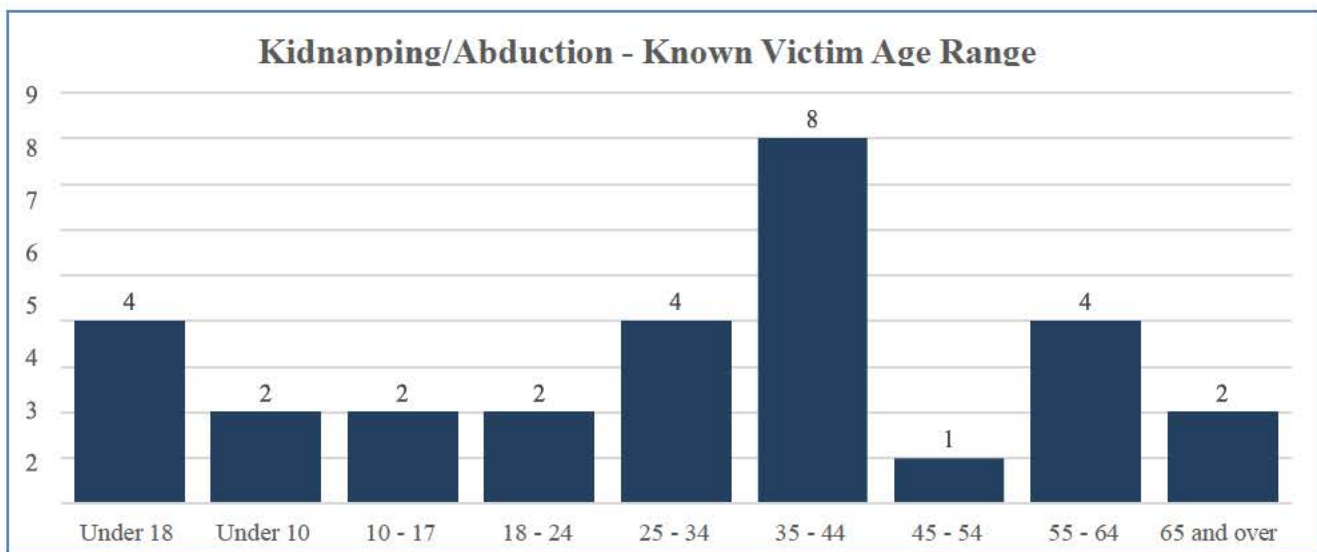
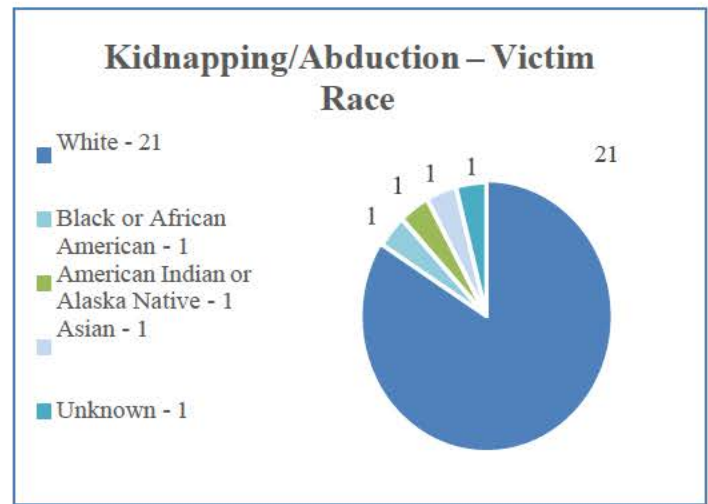
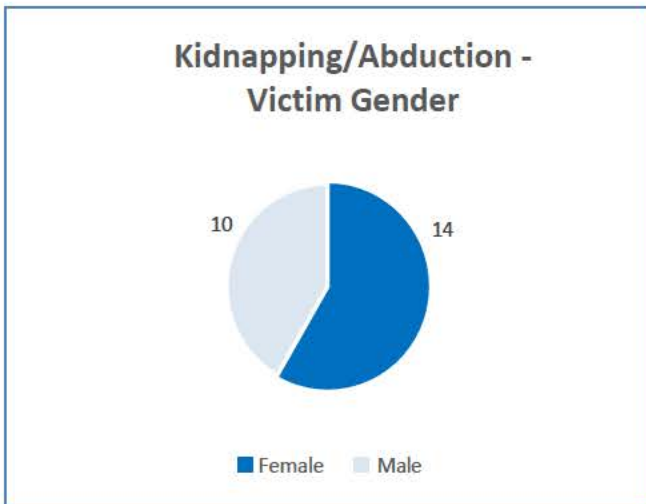
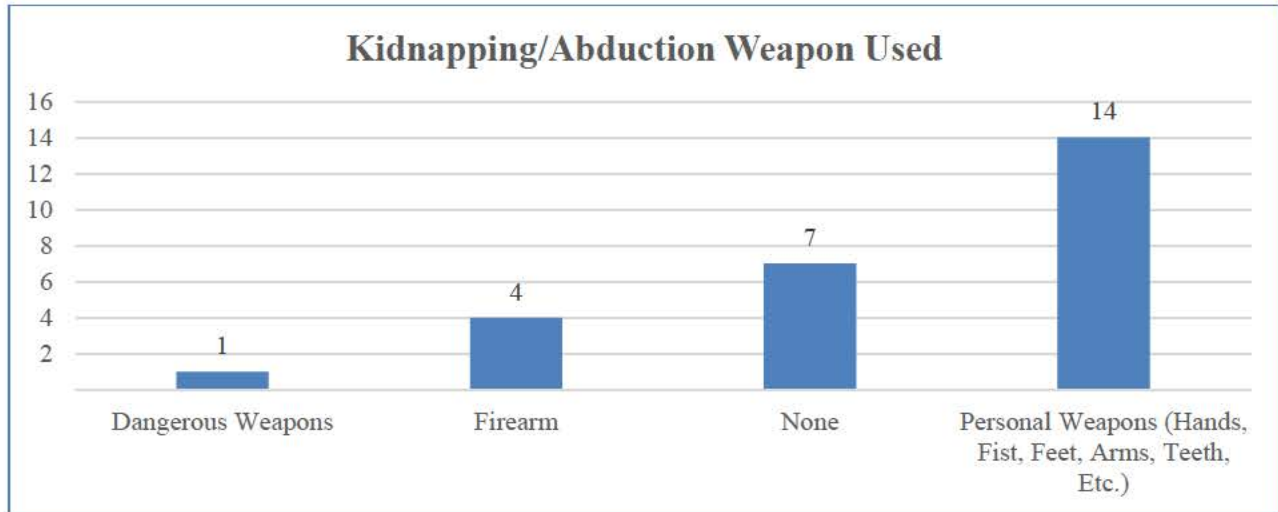
Incident Date		Number of Victims																	
Jurisdiction by Geography		2021																	
Offense Type	Victim to Offender Relationship	Androscoggin	Aroostook	Cumberland	Franklin	Hancock	Kennebec	Knox	Lincoln	Oxford	Penobscot	Piscataquis	Sagadahoc	Somerset	Waldo	Washington	York	Maine State Police	
Aggravated Assault	Spouse	6	5	15	1	2	7		1	2	3		2	2			12	8	
	Ex-Spouse	2	1	1							2		1					2	
	Common-Law Spouse	2	1	1														1	
	Boyfriend/Girlfriend	29	12	62	13	9	29	3	3	13	14	1	12	8	1	5	38	19	
	Ex-Relationship (Ex-boyfriend/girlfriend)	10		8	2		3							2			15		
	Child	1		8		1	1	2	3	1	1			1		2	3	1	
	Stepchild													1			2		
	Grandchild			2					1							1			
	Sibling (Brother or Sister)		1								1		1	2				3	
	Stepsibling	1																1	
	Parent	3		6	1	1	1									1	4	1	
	Stepparent					1													
	Grandparent																	1	
	In-Law								1							1			1
	Other Family Member		1	3	1		3					2							2
Simple Assault	Spouse	49	27	76	21	8	72	10	23	9	35	3	12	32	11	12	94	50	
	Ex-Spouse	8	10	13	4	1	16	1	1	2	8	2	2	4		1	7	7	
	Common-Law Spouse	8	2	9		2		2	1		1						2	1	
	Boyfriend/Girlfriend	165	64	225	31	40	213	33	27	31	170	20	33	78	27	27	206	124	
	Ex-Relationship (Ex-boyfriend/girlfriend)	44	7	45	8		54		13	1				22	1	5	75		
	Child	23	9	28	6	10	40	3	21	6	15	2	1	19	2	9	60	26	
	Stepchild	6		1			8		10					4	2	1	6	3	
	Grandchild	2	1	1	1			1	1		2			1			3	1	
	Sibling (Brother or Sister)	16	8	17	10	2	23	1	4	8	6	2		8	1	2	24	12	
	Stepsibling	1	1	1		1	1					1		2			1		
	Parent	19	19	54	13	9	37	10	10	9	21	4	6	20	3	7	44	29	
	Stepparent	6	3	3	3	1	3			3				4		1	3	3	
	Grandparent		4	2		1	6	1		1	1		1	9		1	6	6	
	In-Law	2		1	1		5		1		1			3			3	2	
	Other Family Member	3	5	14	8	4	17	3	3	5	12	1		8	3	7	17	22	

Kidnapping/Abduction

In 2021, 25 Kidnapping/Abduction incidents were reported, with a clearance rate of 52%

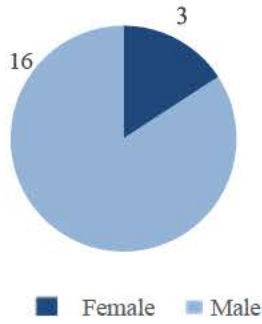


Kidnapping/Abduction

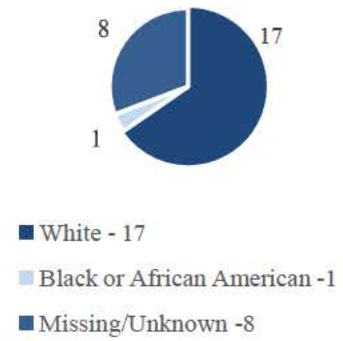


Kidnapping/Abduction

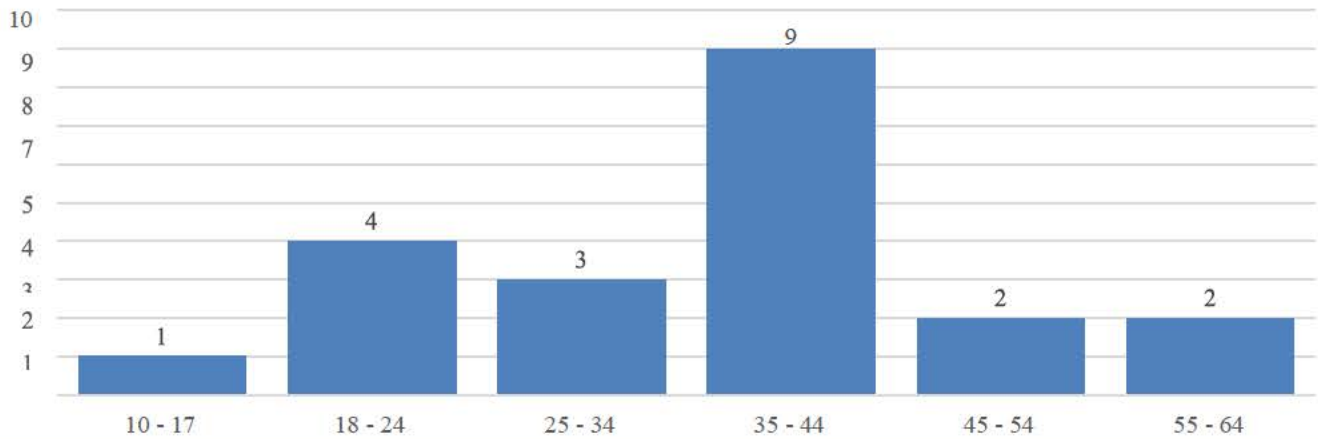
Kidnapping/Abduction - Offender Gender



Kidnapping-Abduction – Offender Race

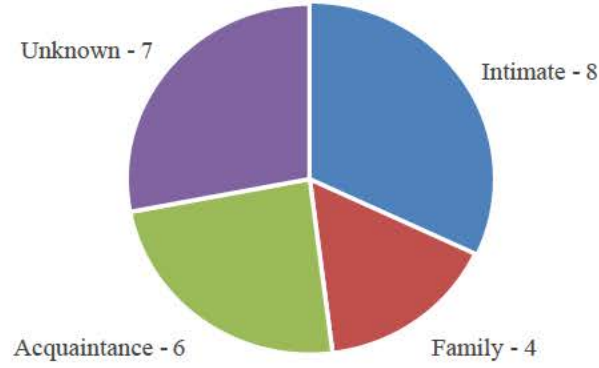


Kidnapping/Abduction - Offender Age Range

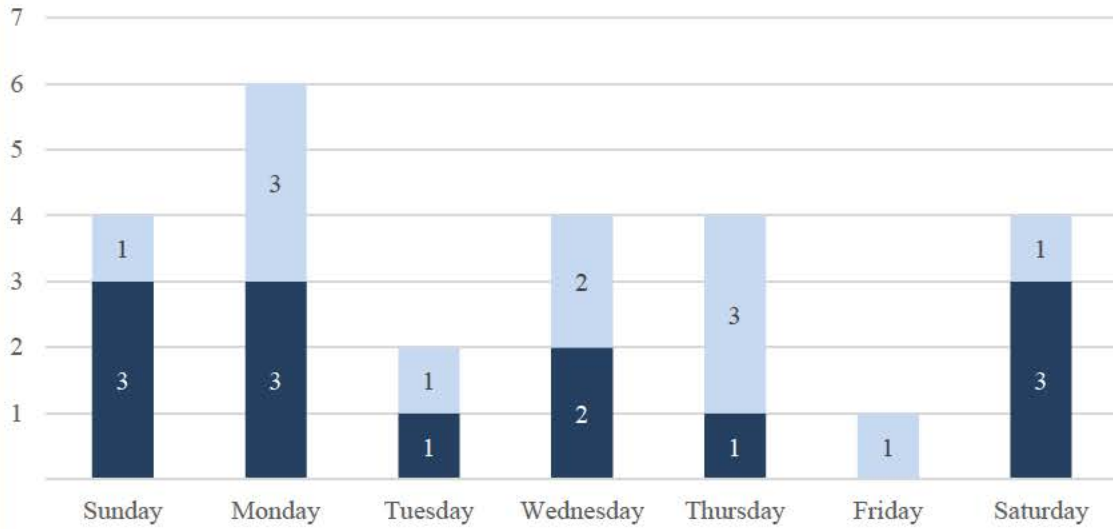


Kidnapping/Abduction

Kidnapping/Abduction / Victim to Offender Relationship

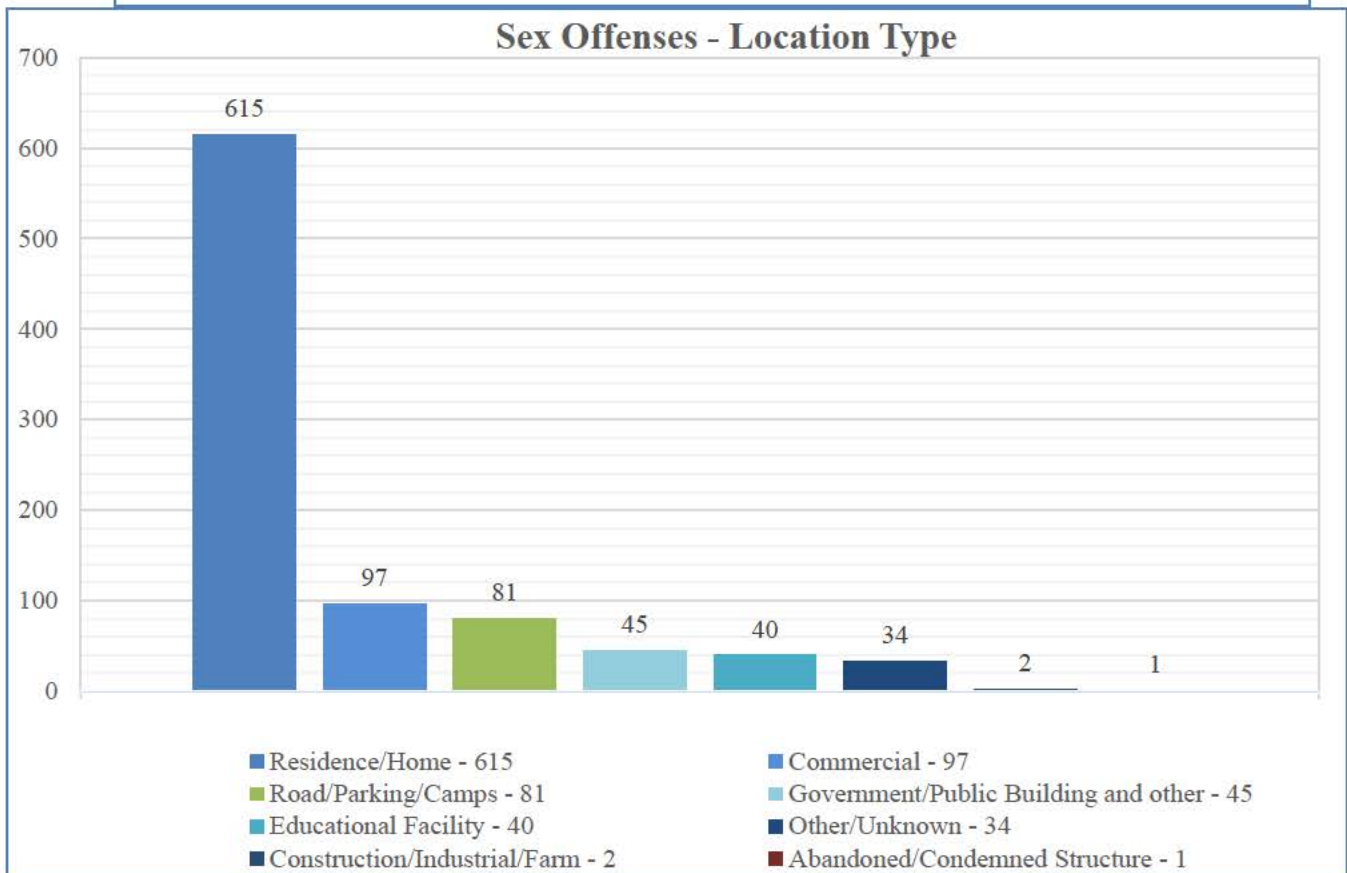
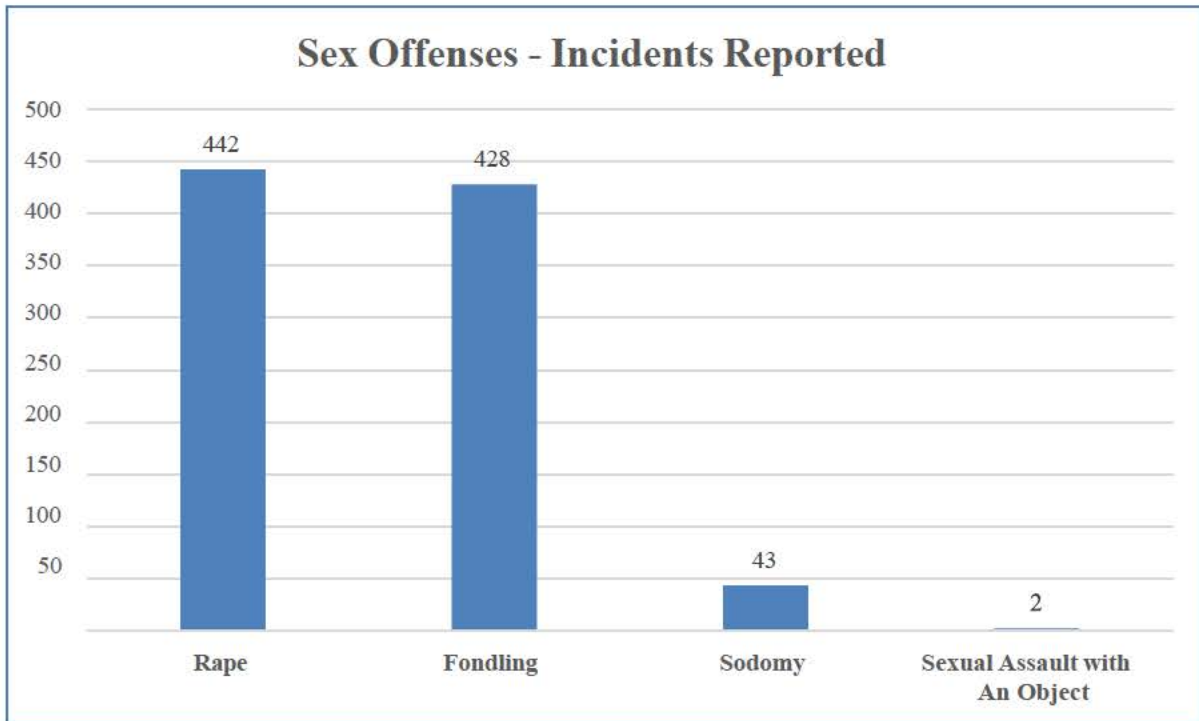


Kidnapping-Abduction - Crimes Known by Day and Time



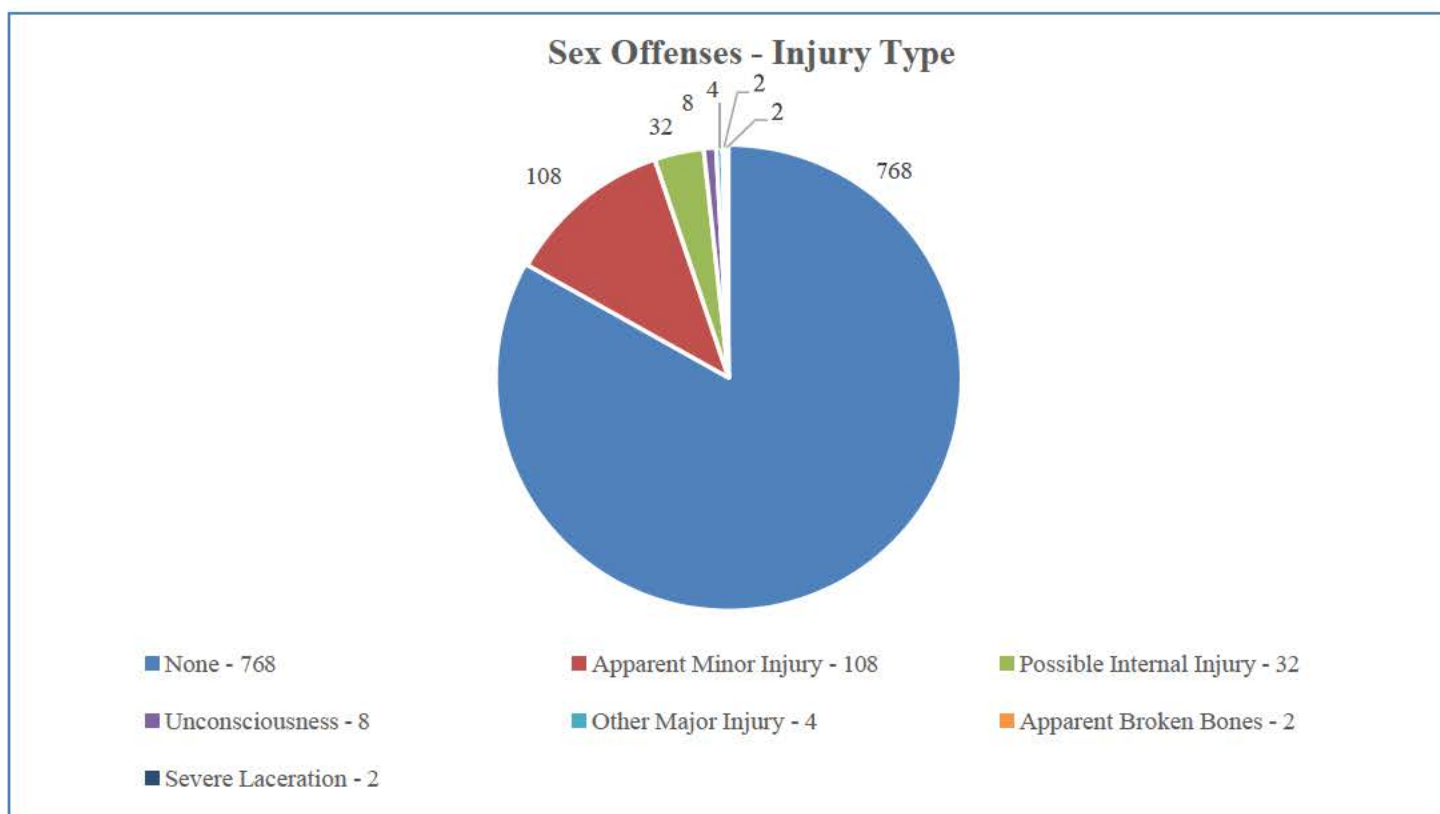
Sex Offenses

*Forcible Sex Offenses include Rape, Sodomy, Sexual Assault with an Object, and Forcible Fondling.
In 2021, agencies reported a total of 915 incidents, resulting with 982 reported victims.
Sex Offenses report a 29.47% clearance rate.*



Sex Offenses

Type of Weapon/Force Involved	Offense Type			
	Rape	Sodomy	Sexual Assault with An Object	Fondling
Personal Weapons (Hands, Fist, Feet, Arms, Teeth, Etc.)	245	26	1	265
None	134	16	--	139
Unknown	35	--	--	13
Other	14	--	--	10
Poison/Drugs	8	1	--	--
Firearm	6	--	--	4
Dangerous Weapons	2	--	1	--
Asphyxiation (by Drowning, Strangulation, Suffocation, Gas)	2	--	--	--



Sex Offenses



INTIMATE:	Number of Victims
Spouse	10
Ex-Spouse	6
Boyfriend/Girlfriend	58
Ex-Relationship (Ex-boyfriend/girlfriend)	43
FAMILY:	
Child	89
Stepchild	20
Grandchild	26
Sibling (Brother or Sister)	45
Stepsibling	19
Stepparent	8
In-Law	1
Other Family Member	68
ACQUAINTANCE:	
Child of Boyfriend/Girlfriend	17
Baby sittee (the baby as victim)	3
Friend	94
Employee	5
Neighbor	13
Acquaintance	204
Otherwise Known	82
Stranger	21
Unknown/Missing/ Victim Offender	109

Sex Offenses Victims & Offenders

Victim Gender, Age Range and Race

Victim Gender	Age	White	Black or African American	American Indian or Alaska Native	Asian	Native Hawaiian or Other Pacific Islander	Unknown
Female	Under 10	37					2
	10 - 17	133	12	1			12
	18 - 24	77	5	1			12
	25 - 34	65	5				7
	35 - 44	32	2	1			3
	45 - 54	10				1	3
	55 - 64	8	1				1
65 and over	5						
Male	Under 10	6					
	10 - 17	7					1
	18 - 24	1		1			
	25 - 34	3					
	35 - 44	6					
	45 - 54						
	55 - 64	1					
65 and over							

Offender Gender, Age Range and Race

Offender Gender	Age	White	Black or African American	American Indian or Alaska Native	Asian	Native Hawaiian or Other Pacific Islander	Unknown
Female	Under 10						
	10 - 17	3					
	18 - 24	3					
	25 - 34	8					
	35 - 44	3					
	45 - 54						
	55 - 64	6					
Unknown							1
Male	Under 10	1					
	10 - 17	63	4		1		5
	18 - 24	57	10	1			5
	25 - 34	79	9	1			3
	35 - 44	61	8				
	45 - 54	29	2				1
	55 - 64	26	2			1	1
Unknown	3	1					3
Unknown	Under 10						
	10 - 17						
	18 - 24						
	25 - 34	1					
	35 - 44	1					
	45 - 54						
	55 - 64						
Unknown							1

Burglary/Breaking and Entering

The unlawful entry into a building or other structure with the intent to commit a felony or a theft.

Robbery

The taking or attempting to take anything of value under from the control, custody, or care of another person by force or threat of force and/or by putting the victim in fear of immediate harm

Larceny

The unlawful taking, carrying, leading, or riding away of property from the possession or constructive possession of another person

Motor Vehicle Theft

The theft of a motor vehicle

Fraud

The intentional perversion of the truth for the purpose of inducing another person or other entity in reliance upon it to part with something of value or to surrender a legal right

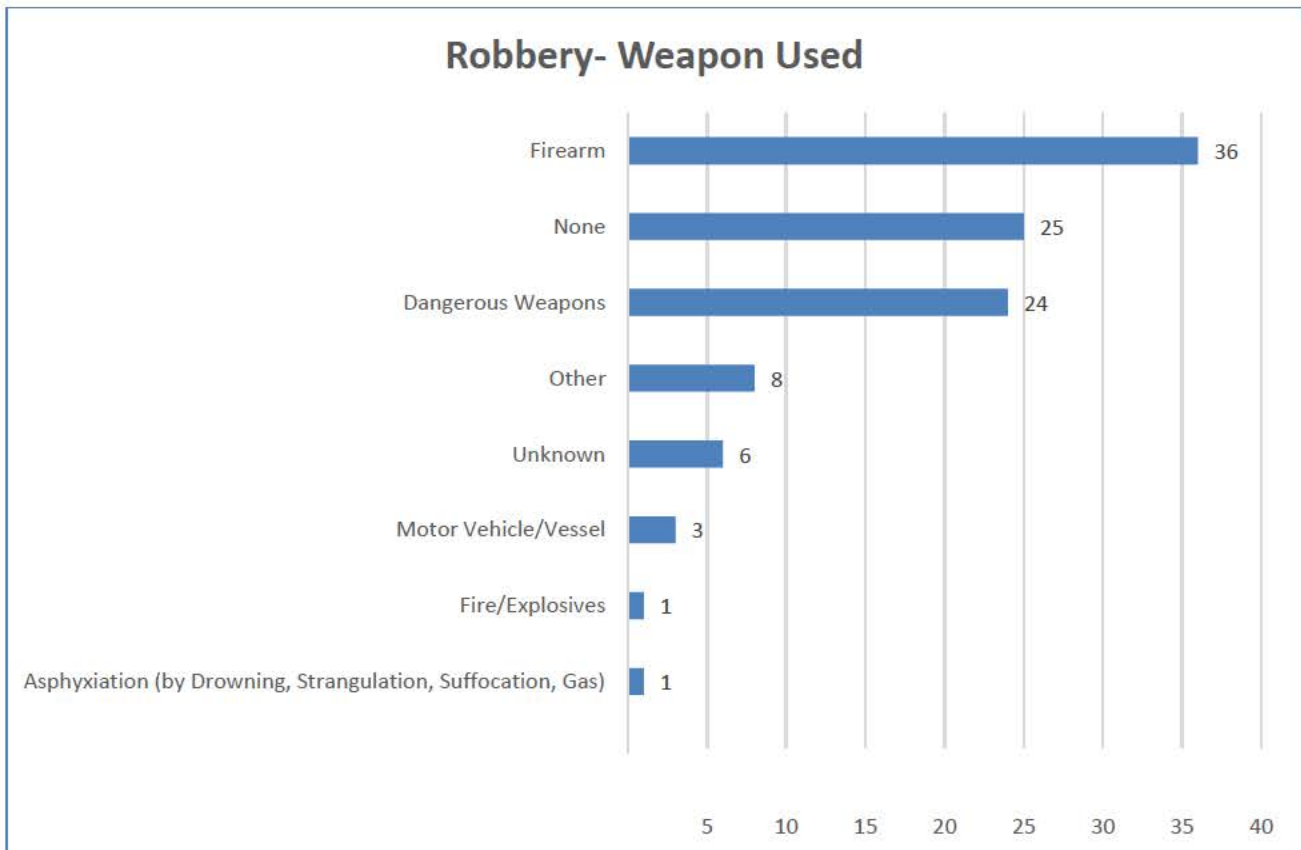
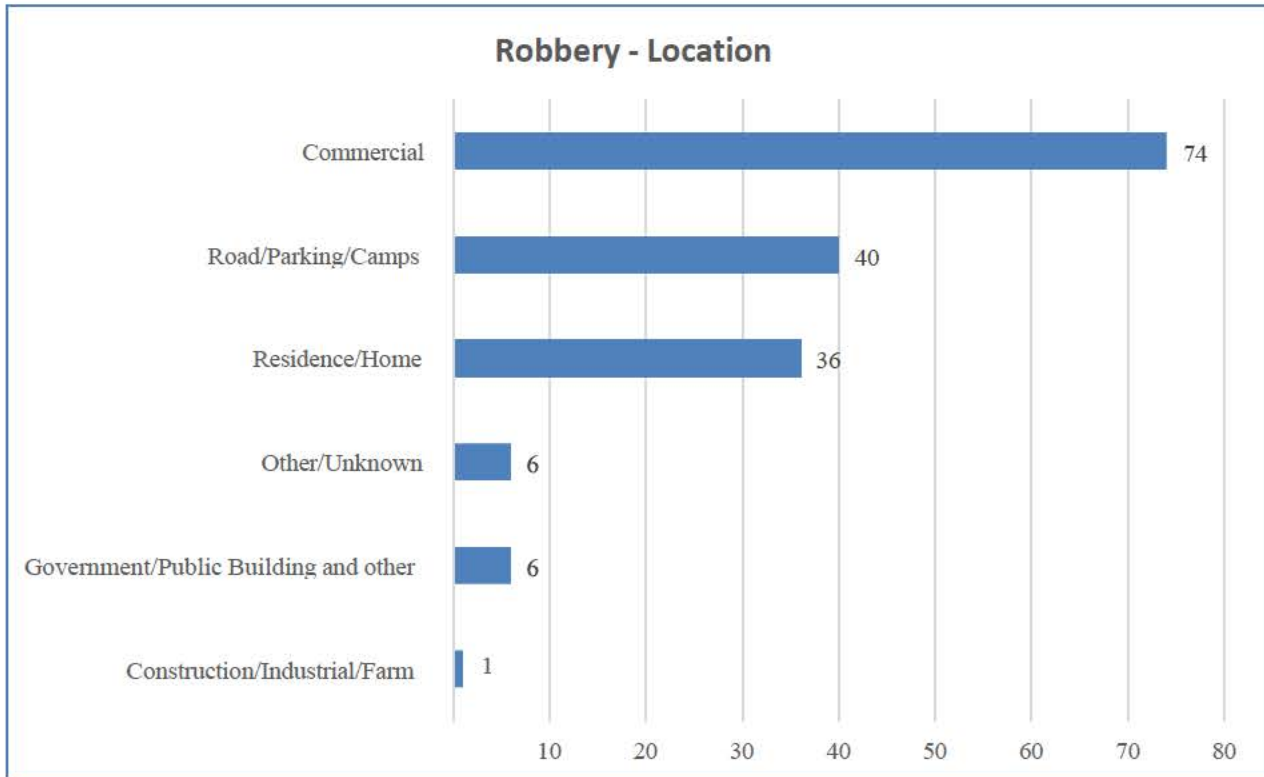
CRIMES AGAINST PROPERTY

NIBRS Crimes Against Property – Crime Rates for 2021

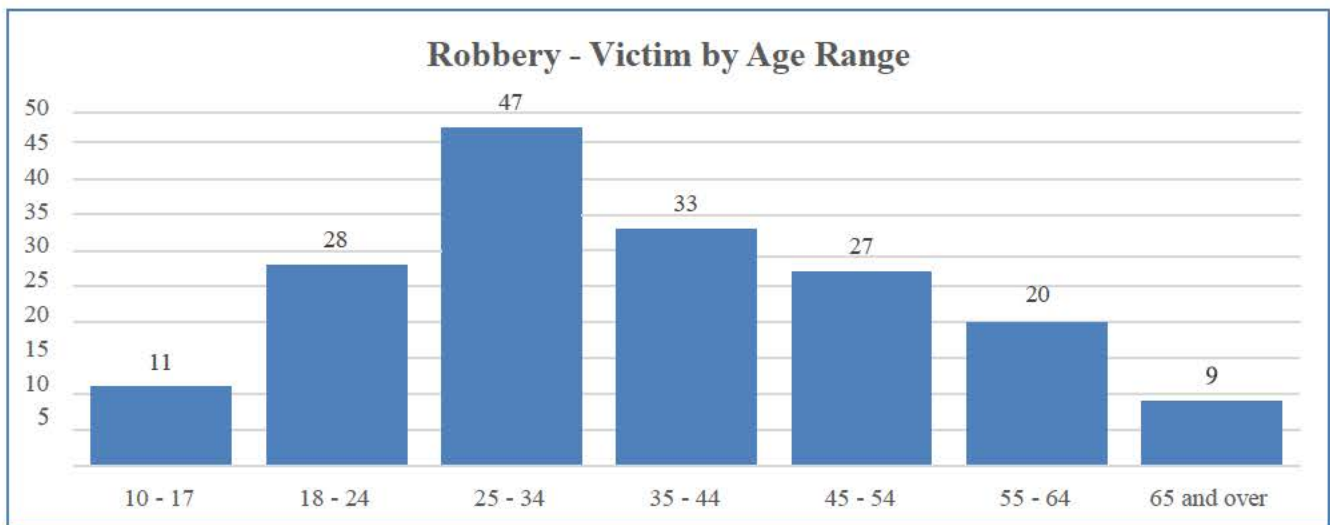
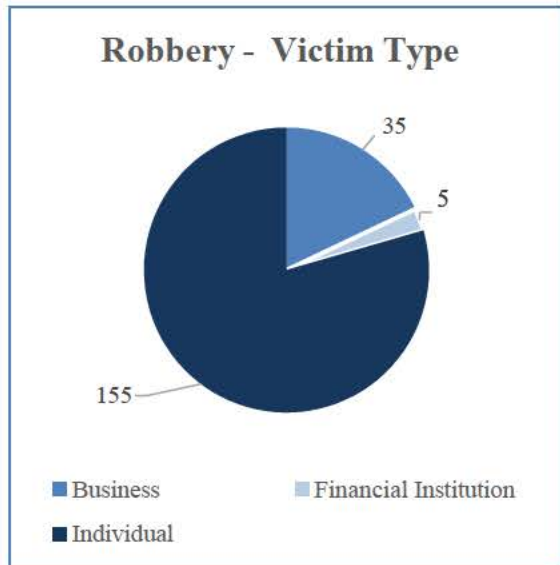
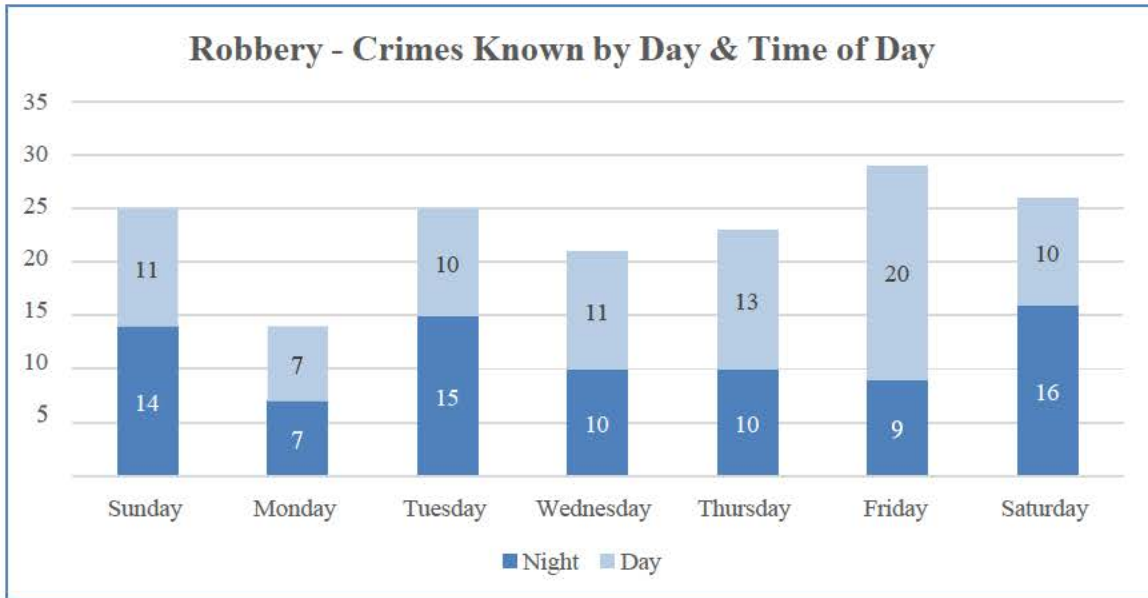
Offense Type	Number of Crimes	Crime Rate (per 1,000)
Crimes Against Property	26,285	19.15
Arson	167	0.12
Bribery	2	0.00
Burglary/Breaking & Entering	1,729	1.26
Counterfeiting/Forgery	471	0.34
Destruction/Damage/Vandalism of Property	6,230	4.54
Embezzlement	39	0.03
Extortion/Blackmail	36	0.03
False Pretenses/Swindle/Confidence Game	1,823	1.33
Credit Card/Automated Teller Machine Fraud	538	0.39
Impersonation	376	0.27
Welfare Fraud	14	0.01
Wire Fraud	194	0.14
Identity Theft	187	0.14
Hacking/Computer Invasion	2	0.00
Robbery	163	0.12
Pocket-picking	16	0.01
Purse-snatching	23	0.02
Shoplifting	2,445	1.78
Theft From Building	990	0.72
Theft From Coin Operated Machine or Device	9	0.01
Theft From Motor Vehicle	1,648	1.20
Theft of Motor Vehicle Parts/Accessories	710	0.52
All Other Larceny	7,438	5.42
Motor Vehicle Theft	923	0.67
Stolen Property Offenses	112	0.08

Robbery

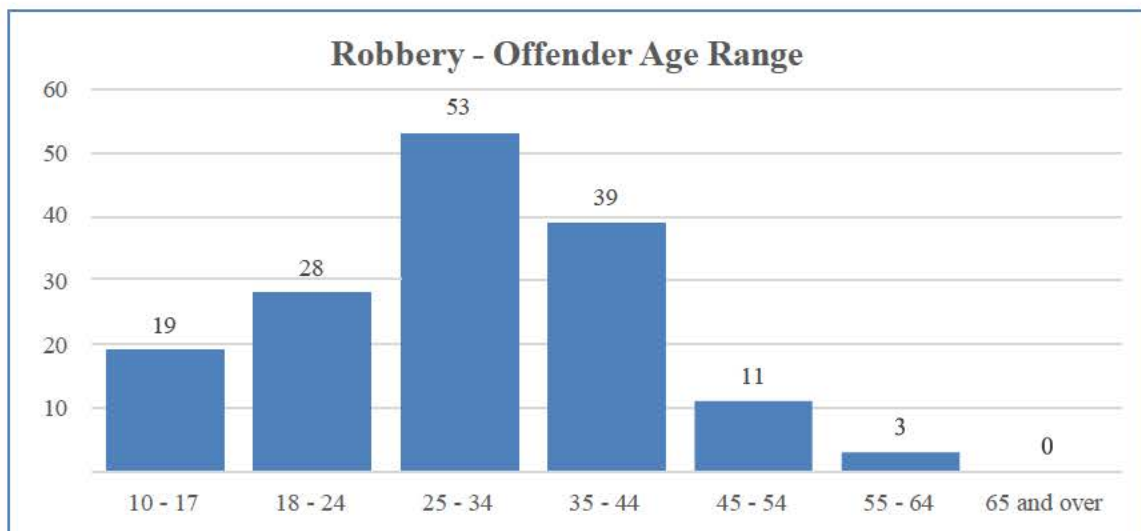
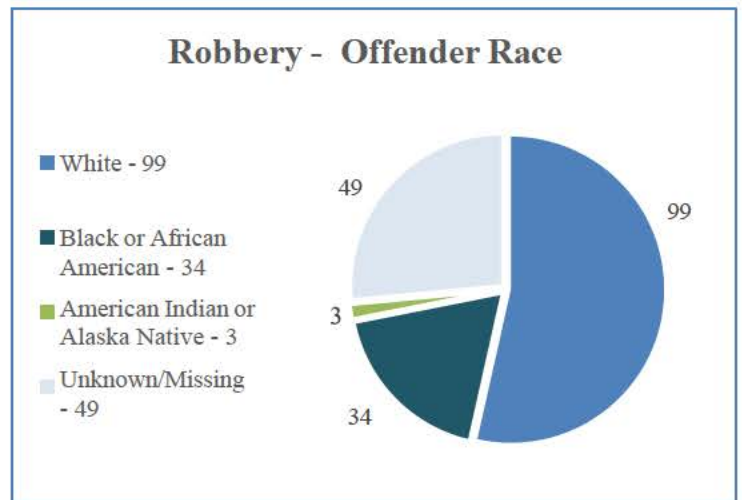
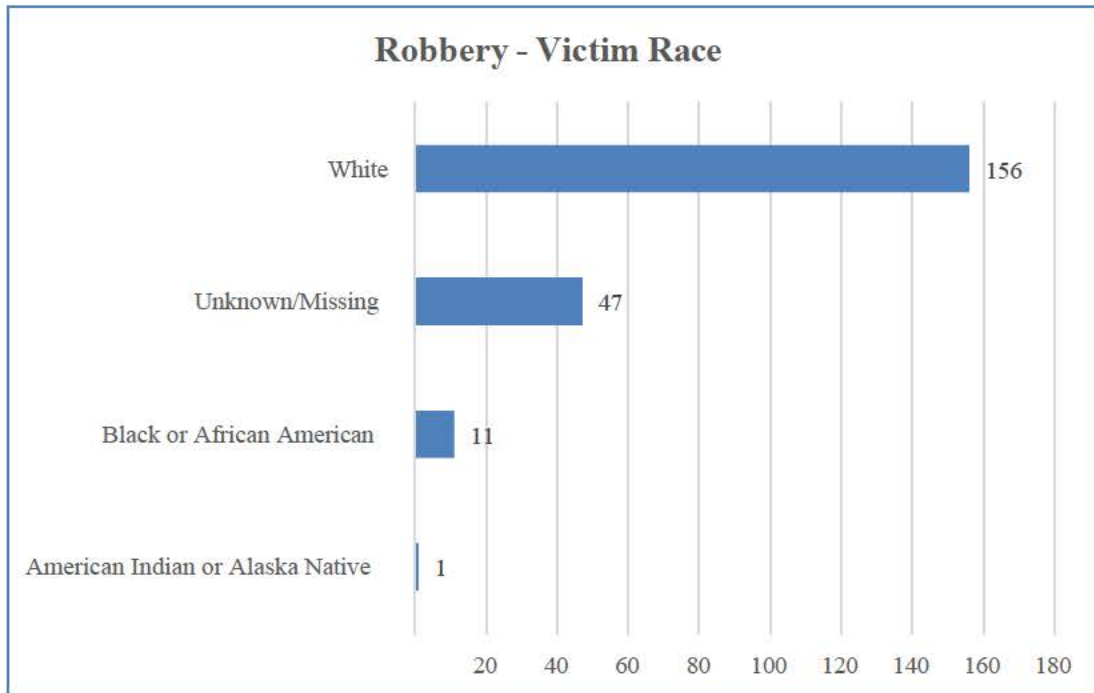
Agencies reported 163 Incidents of Robbery for 2021. With a clearance rate of 46.6% offenses cleared.



Robbery



Robbery

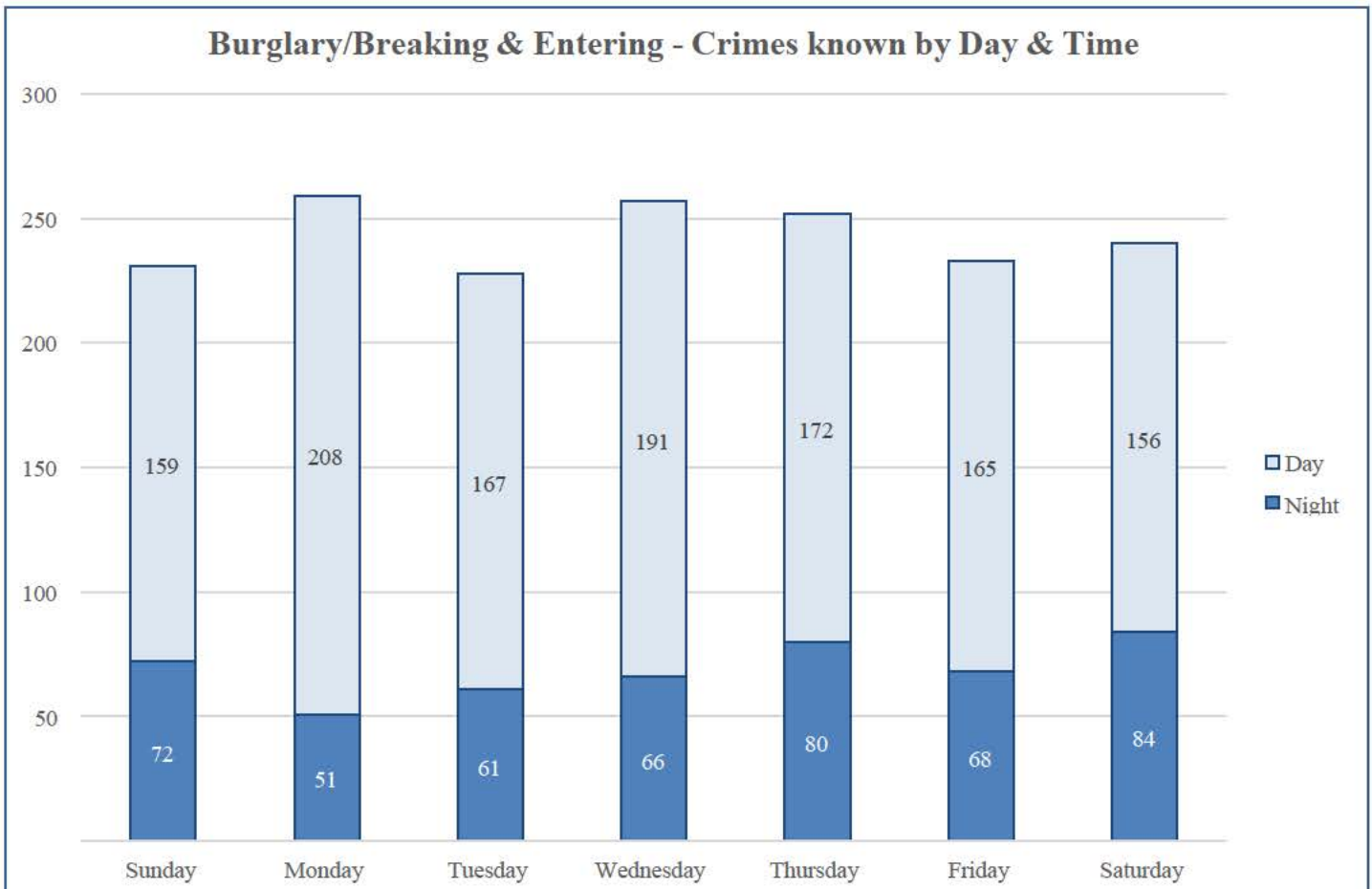
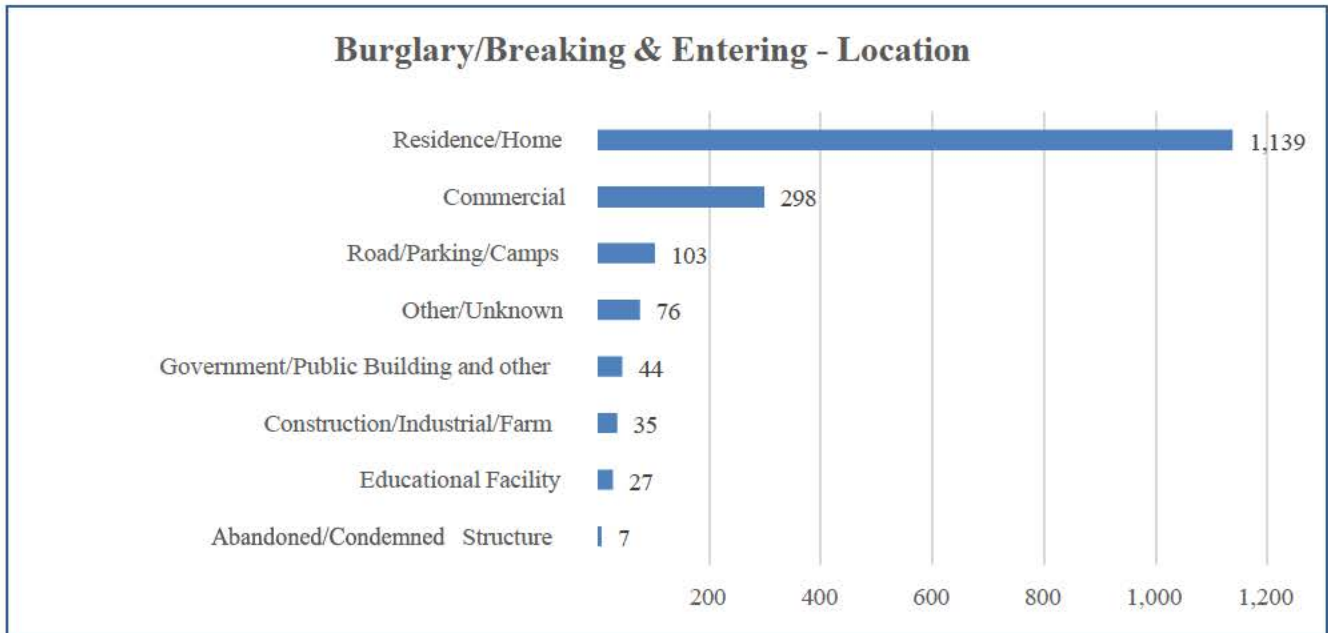


Robbery

2021 Robbery Type by County						
	Residence/Home	Commercial	Government/ Public Building and other	Road/Parking/ Camps	Construction/ Industrial/Farm	Other/Unknown
Androscoggin	6	16	1	2	--	--
Aroostook	--	--	1	--	--	--
Cumberland	3	23	--	14	--	1
Franklin	--	--	--	--	--	--
Hancock	--	--	--	--	--	--
Kennebec	8	8	1	3	--	3
Knox	--	--	--	--	--	--
Lincoln	--	--	--	--	--	--
Oxford	--	--	--	1	--	--
Penobscot	6	14	2	6	1	--
Piscataquis	--	1	--	--	--	--
Sagadahoc	1	1	--	2	--	--
Somerset	5	3	--	3	--	1
Waldo	--	--	--	--	--	--
Washington	2	--	--	--	--	--
York	5	7	1	7	--	1
Maine State Police	--	1	--	2	--	--

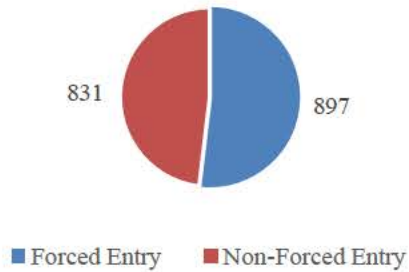
Burglary / Breaking & Entering

Agencies reported 1,729 Incidents of Burglary/Breaking & Entering for 2021. With a clearance rate of 22.40% offenses cleared.

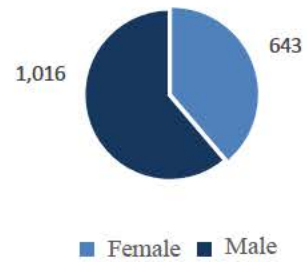


Burglary / Breaking & Entering

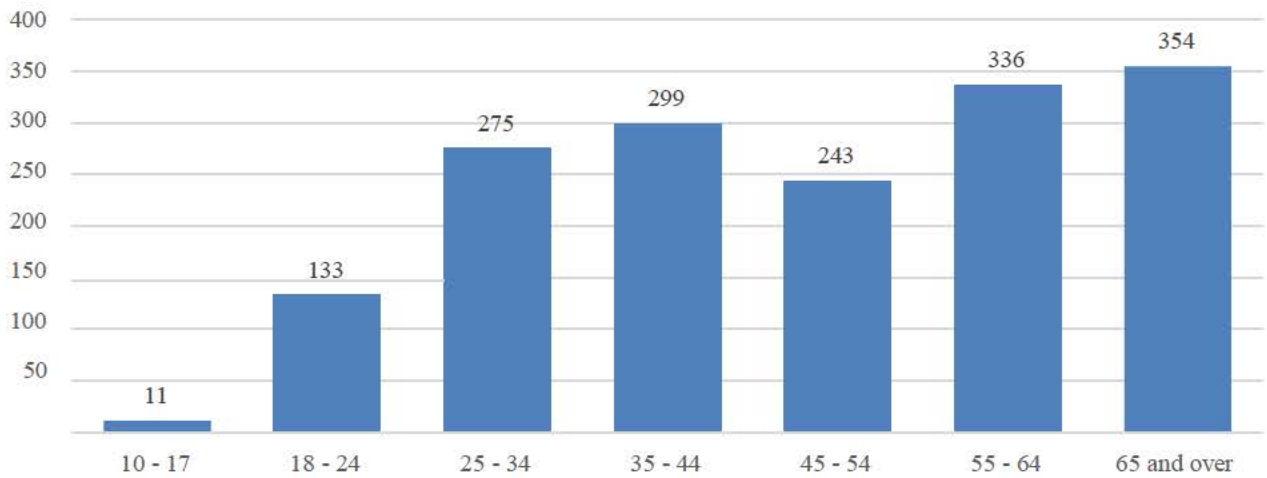
Burglary/Breaking & Entering - Method of Entry



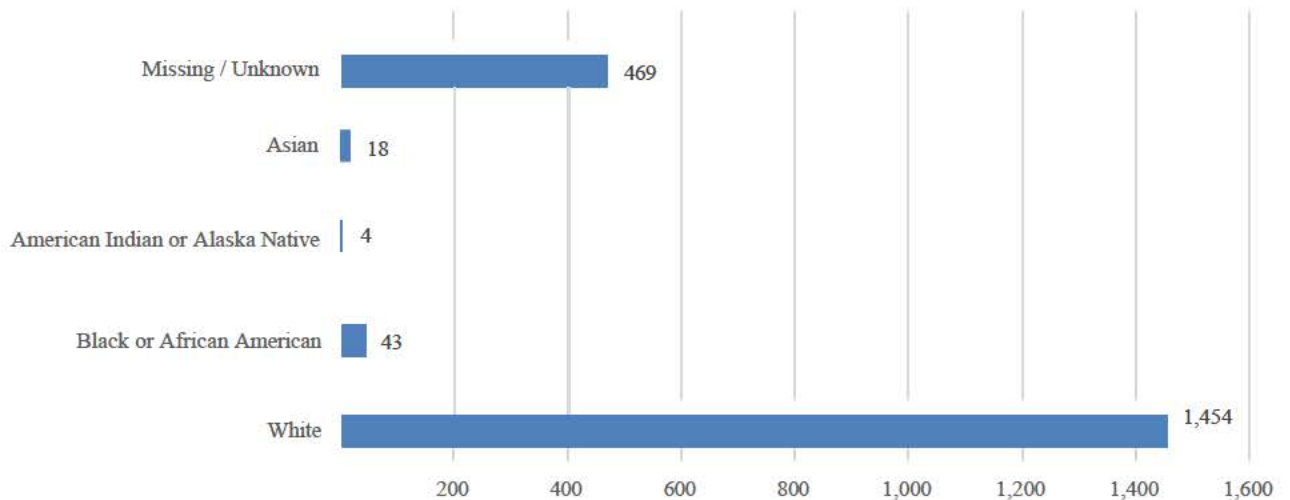
Burglary/Breaking & Entering - Victim Gender



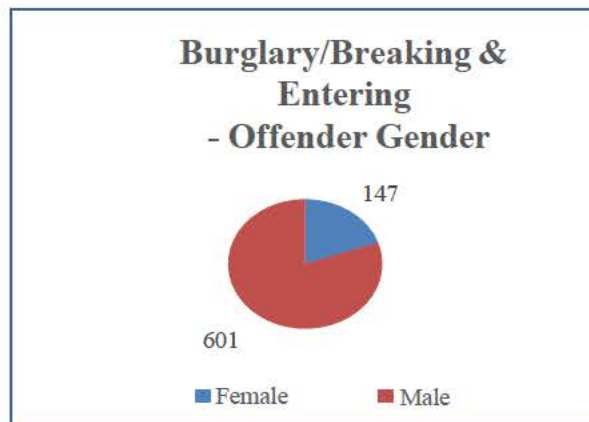
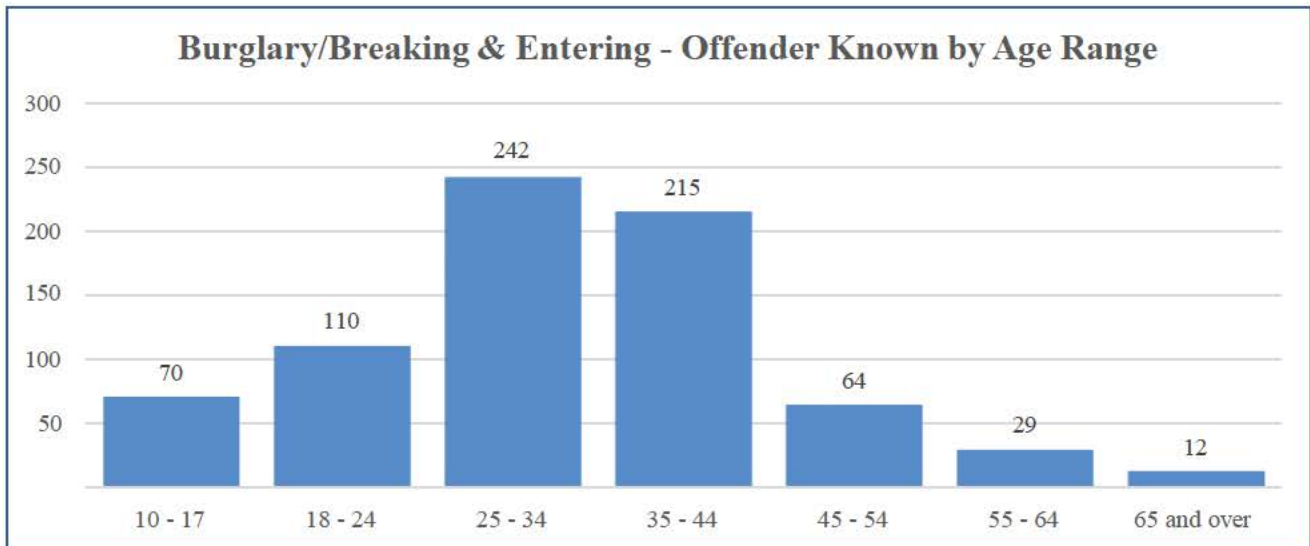
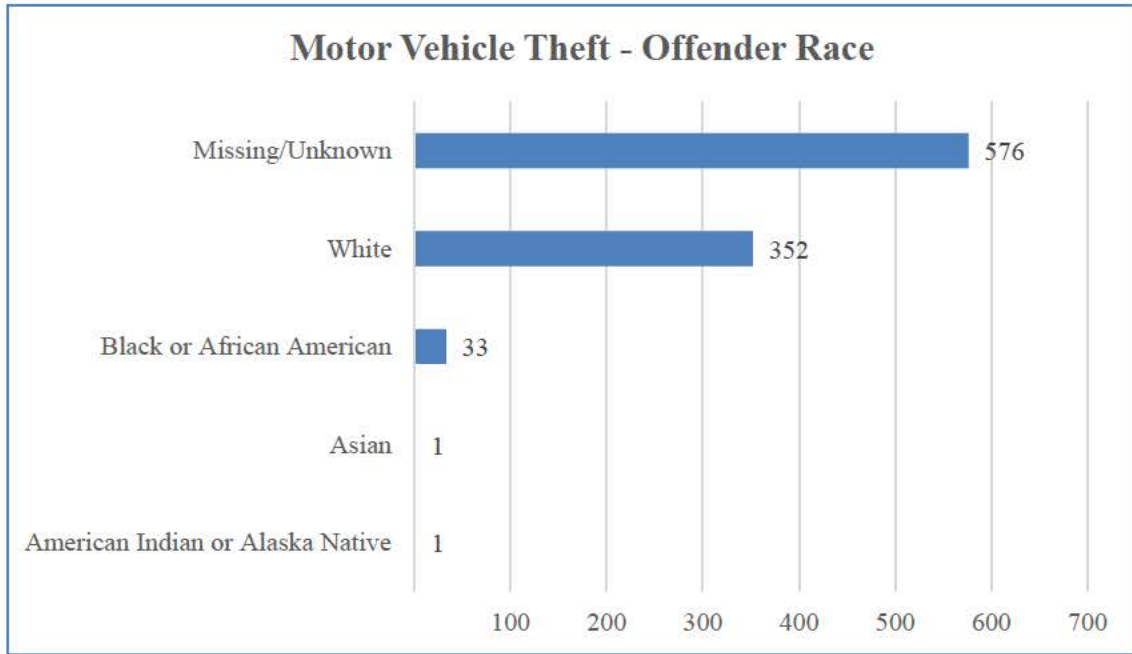
Burglary/Breaking & Entering - Victim by Age Range



Burglary/Breaking & Entering - Victim Race

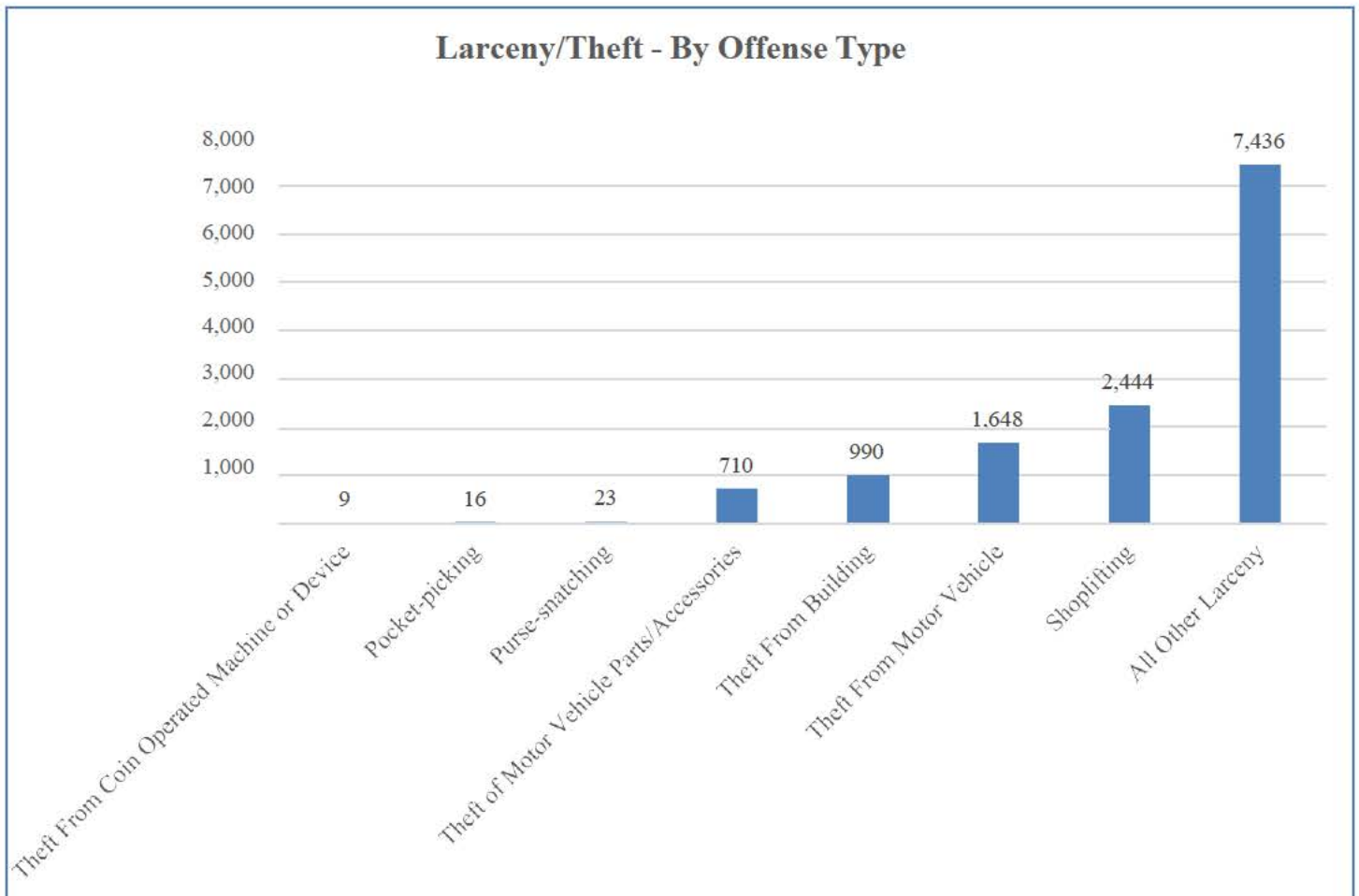


Burglary / Breaking & Entering

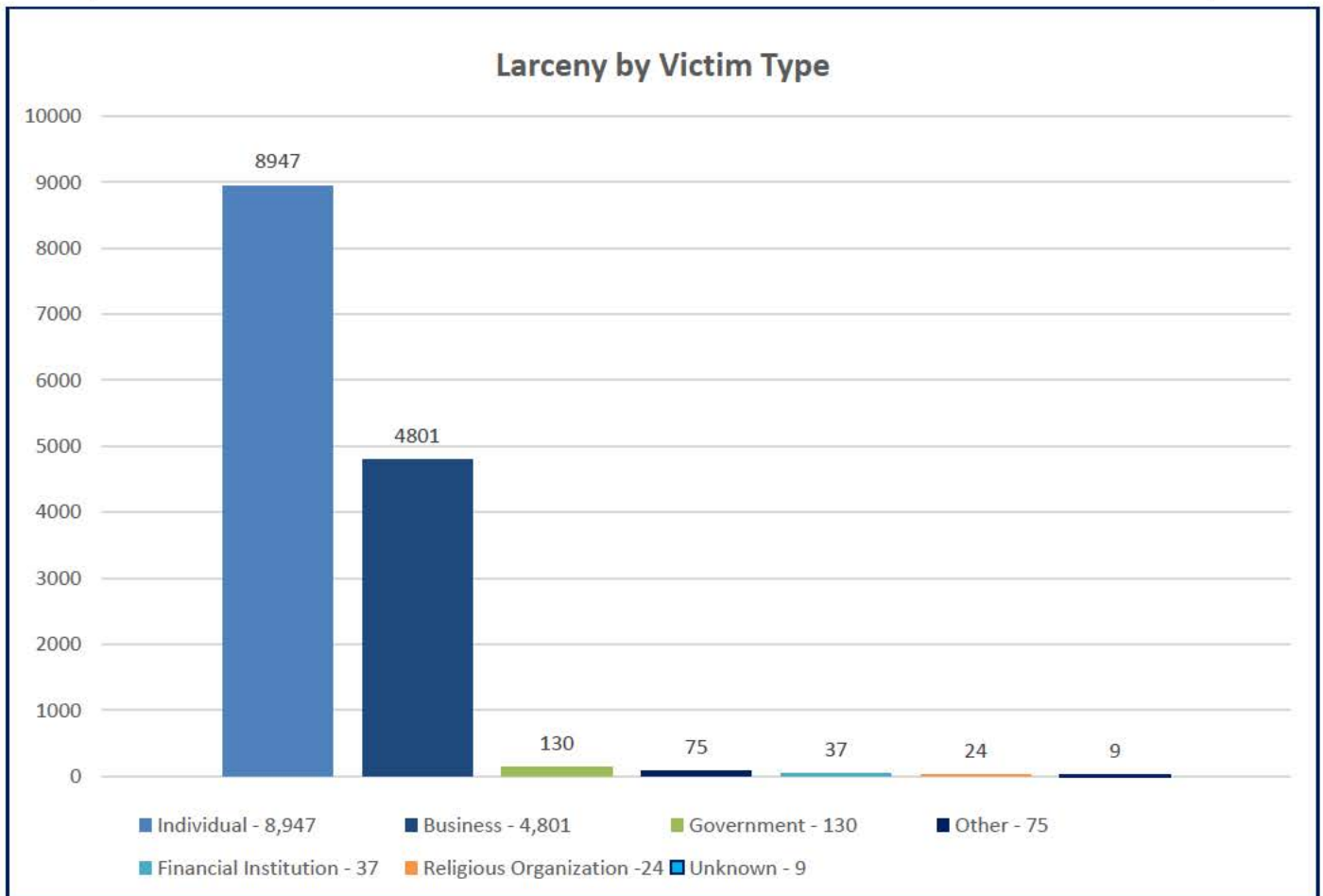
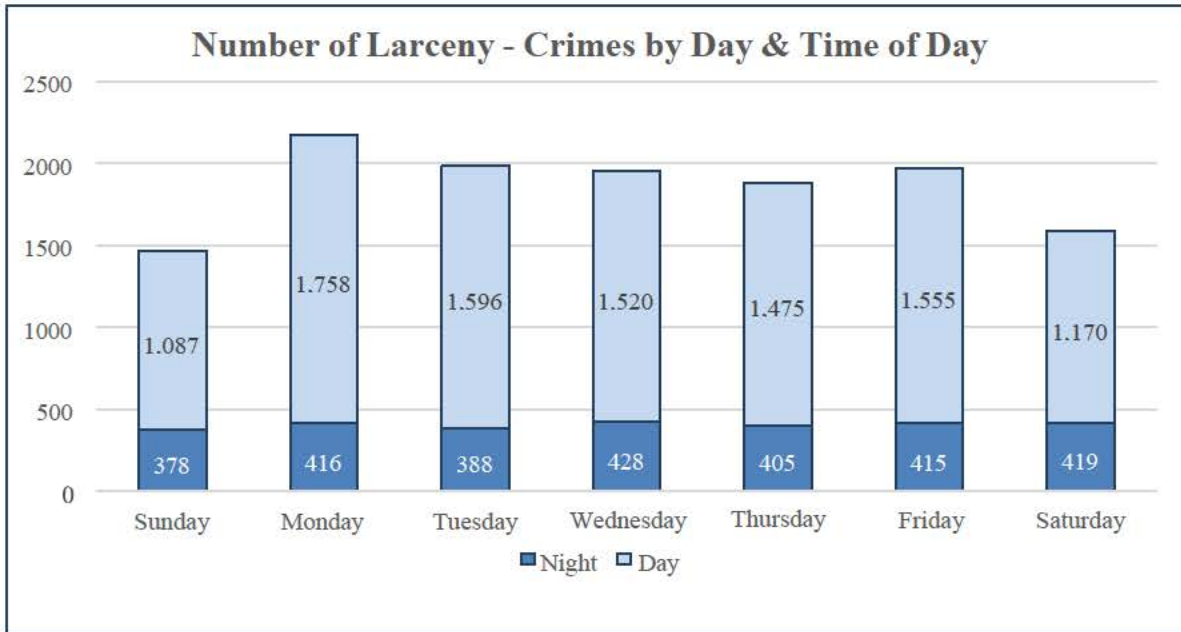


Larceny / Theft

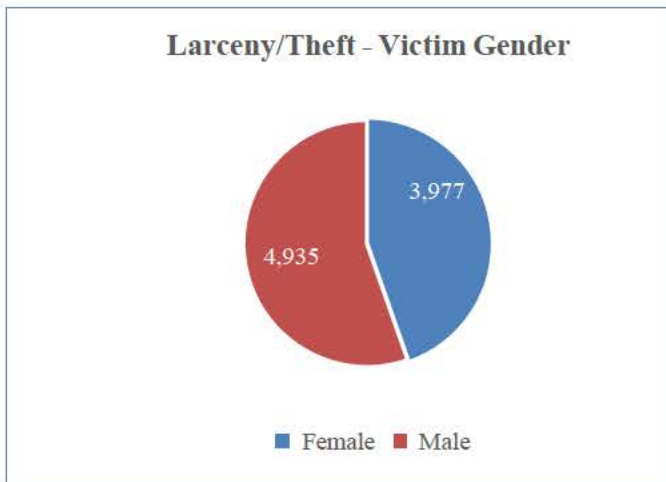
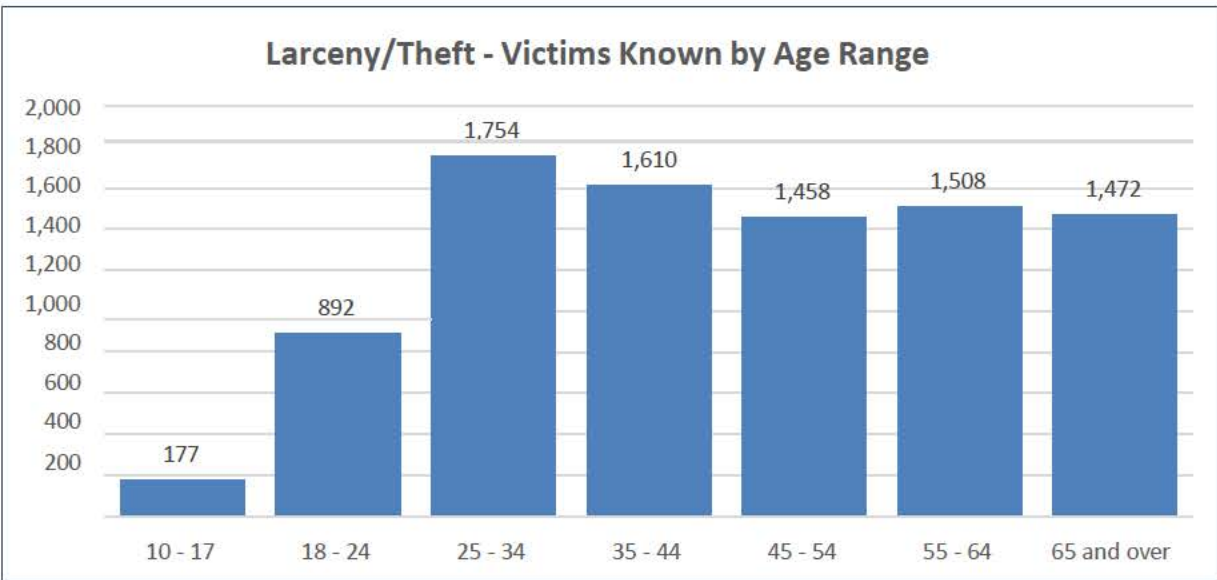
Agencies reported 13,276 Incidents of Larceny for 2021. With a clearance rate of 26% offenses cleared.



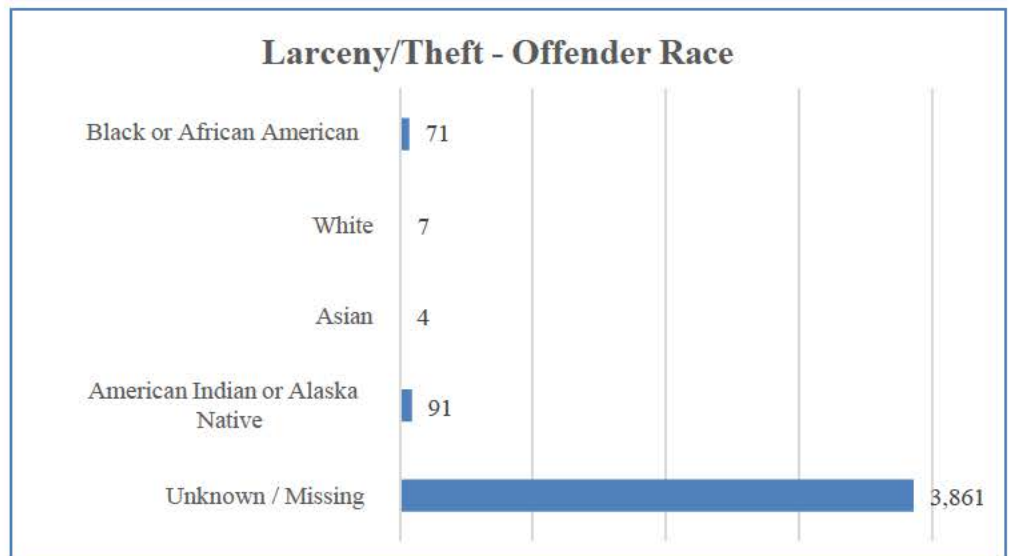
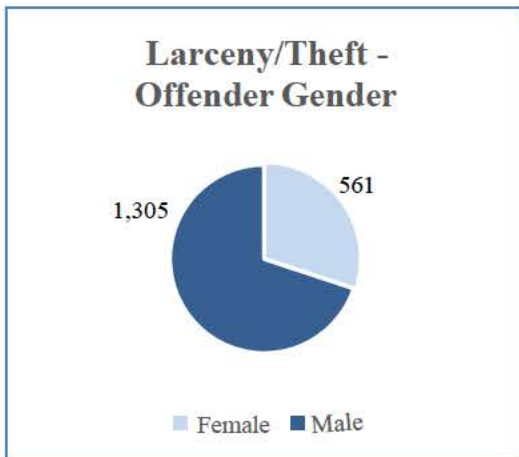
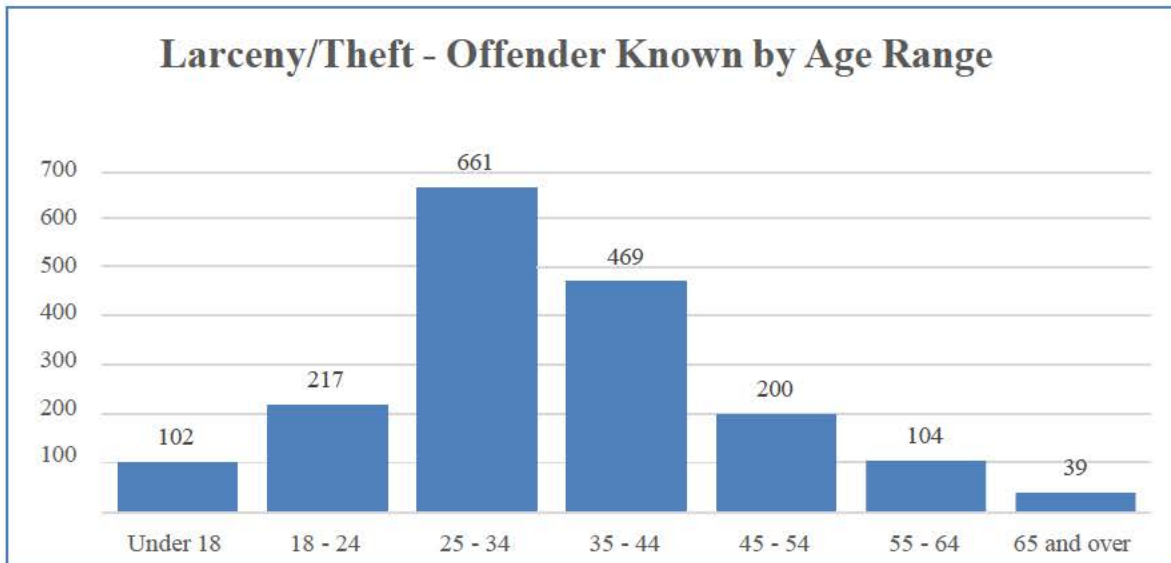
Larceny/Theft



Larceny/Theft

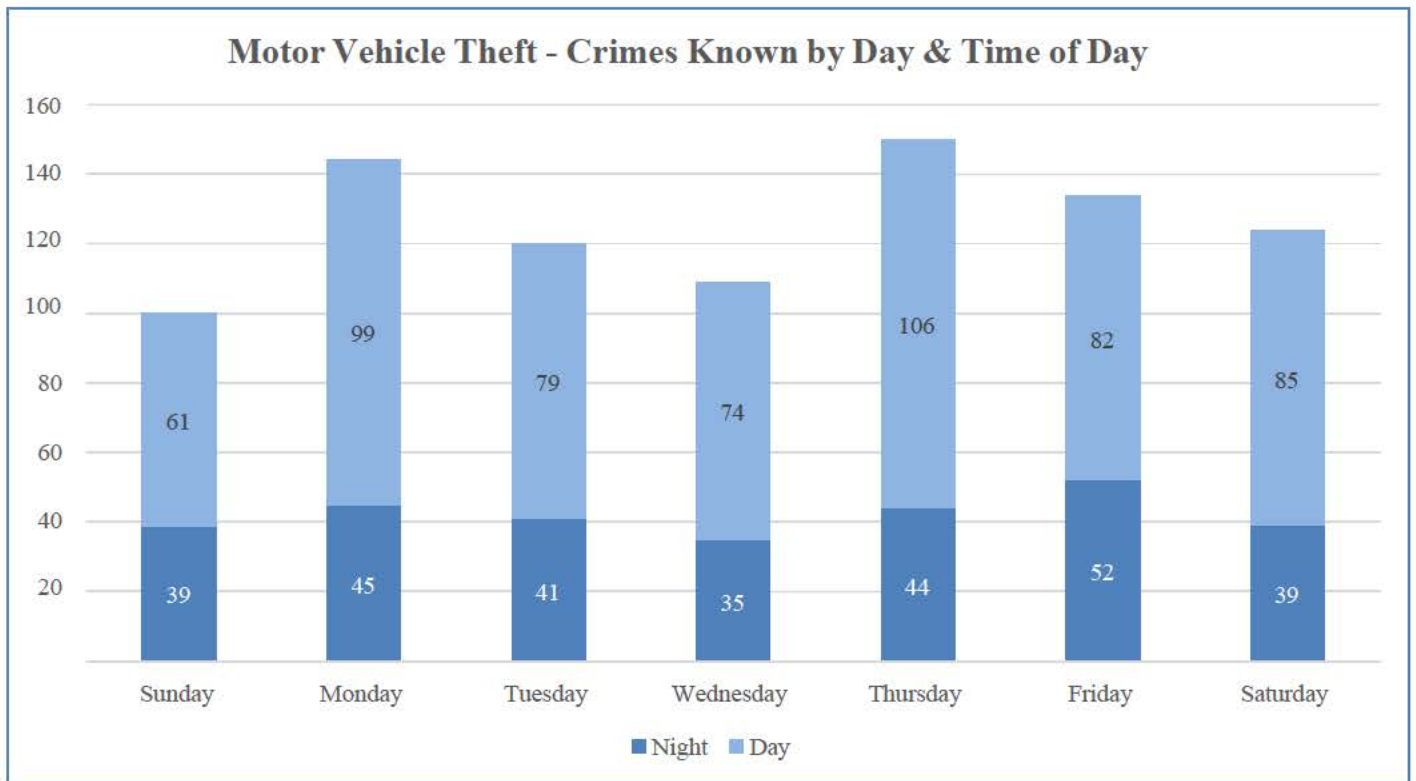
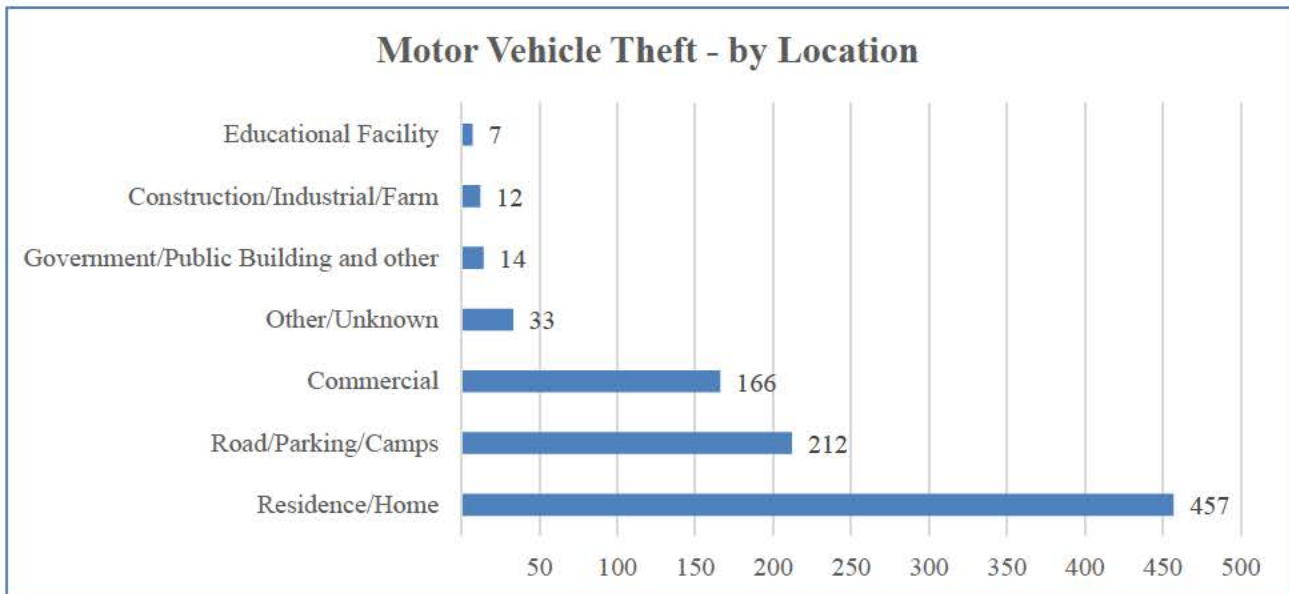


Larceny/Theft

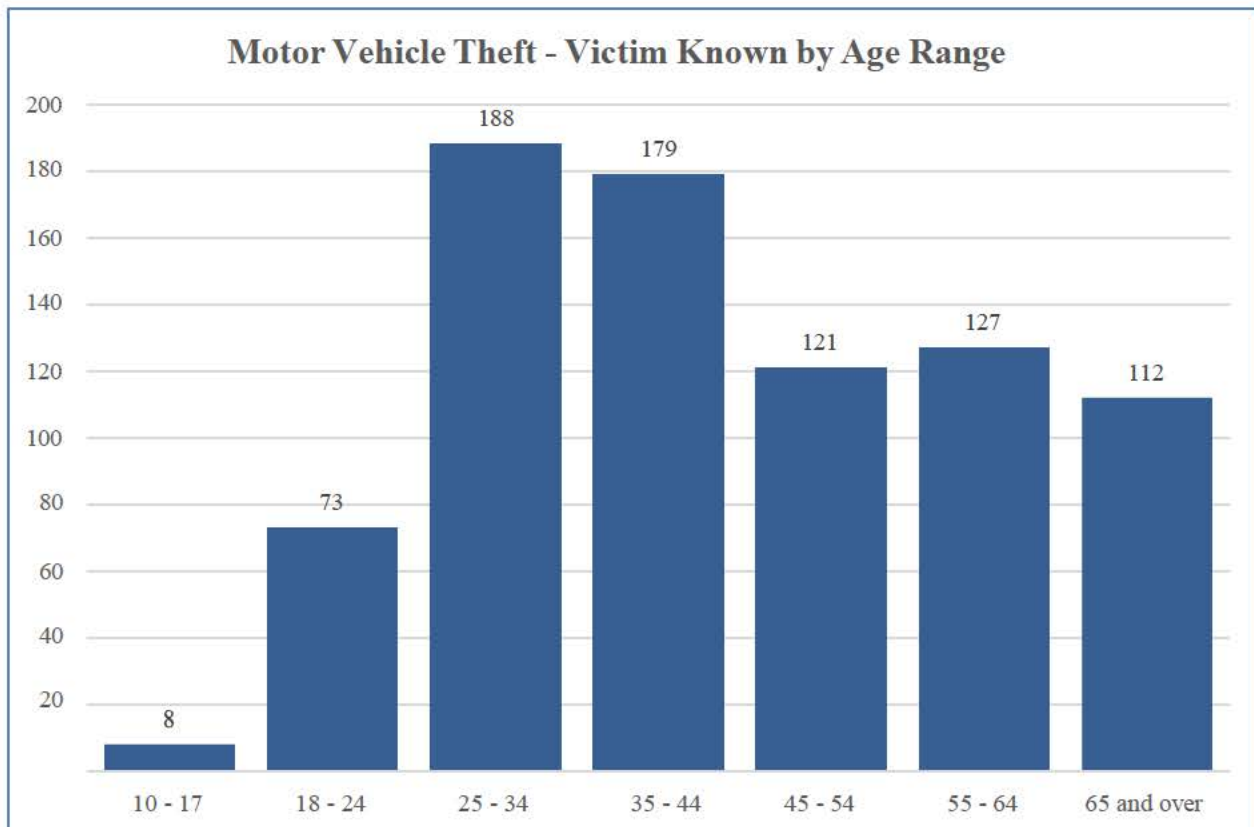
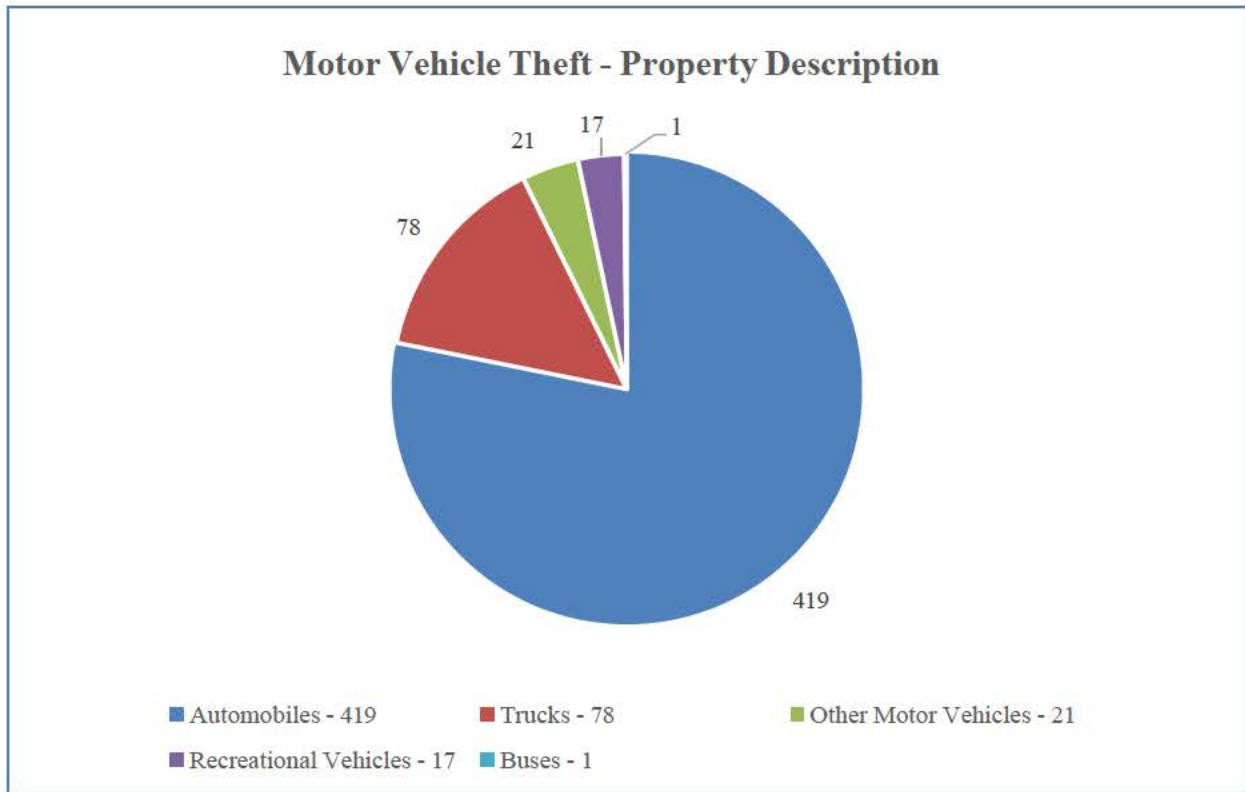


Motor Vehicle Theft

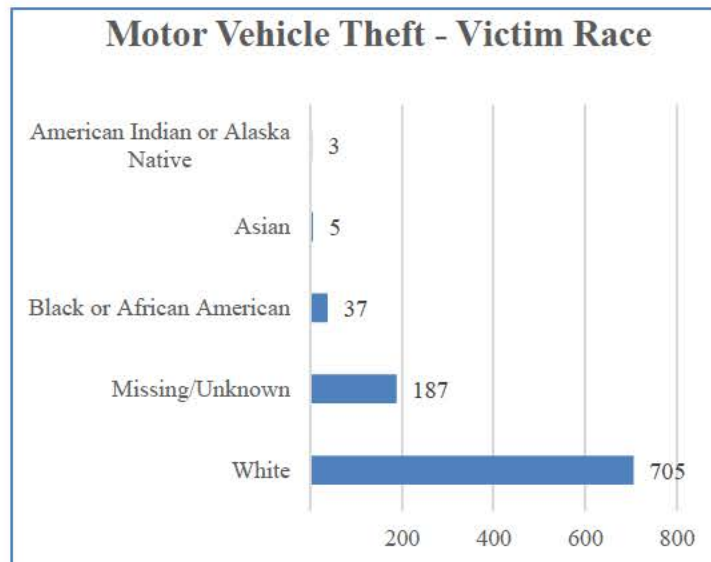
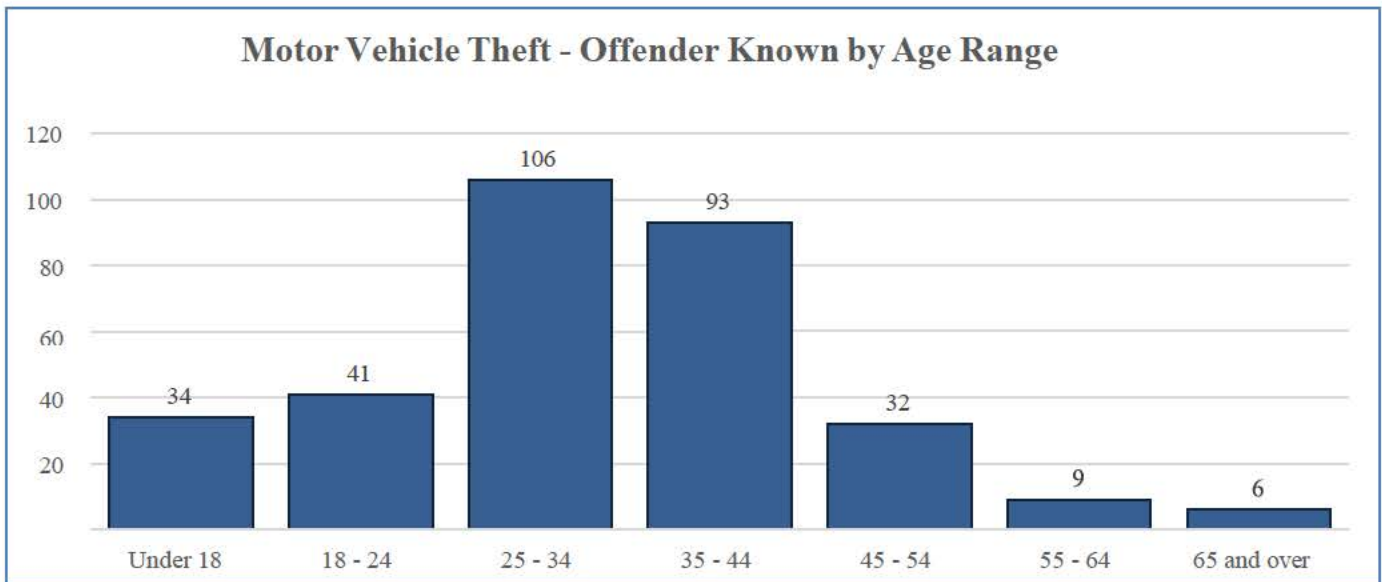
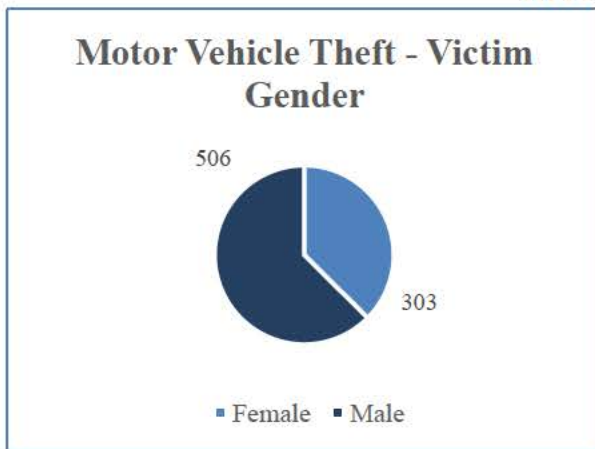
Agencies reported 901 incidents where motor vehicles were stolen. With a total of 906 vehicles stolen and 544 vehicles recovered. Clearance rate of 37.3%.



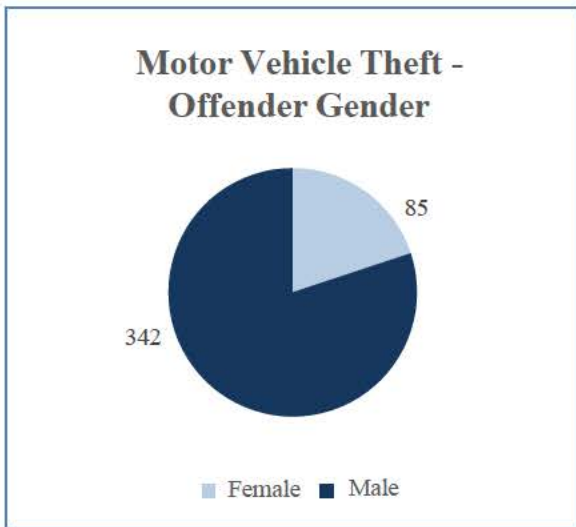
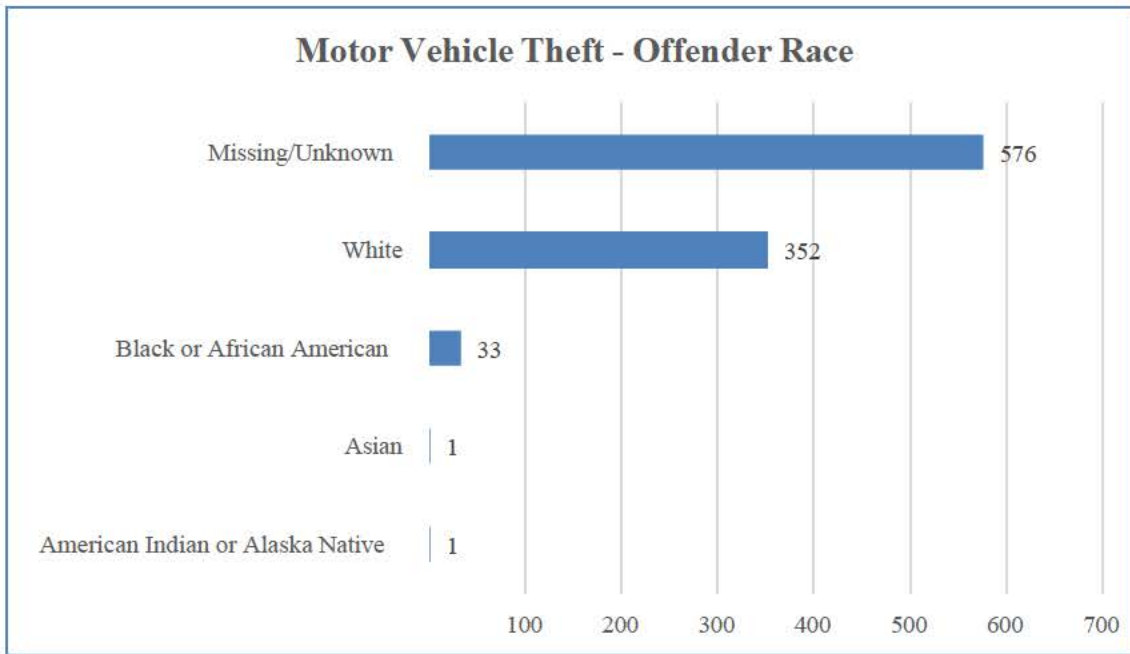
Motor Vehicle Theft



Motor Vehicle Theft

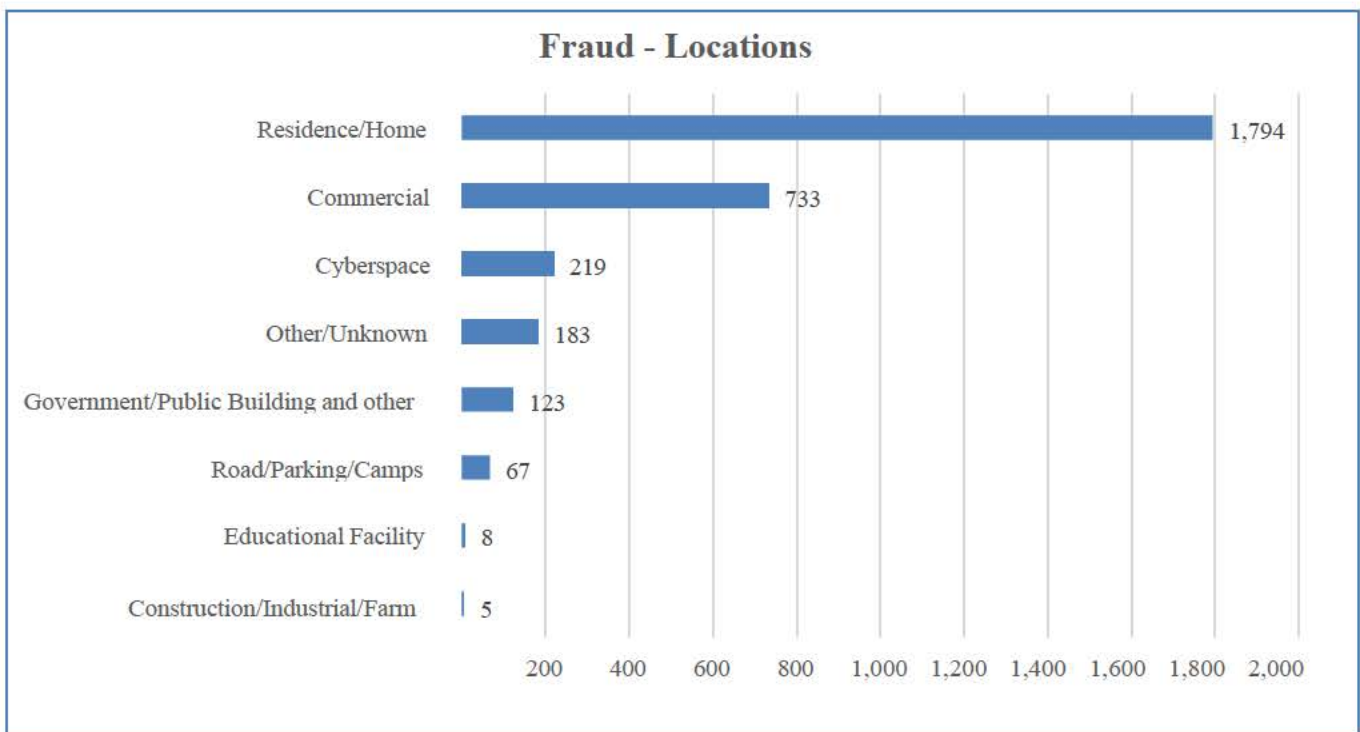
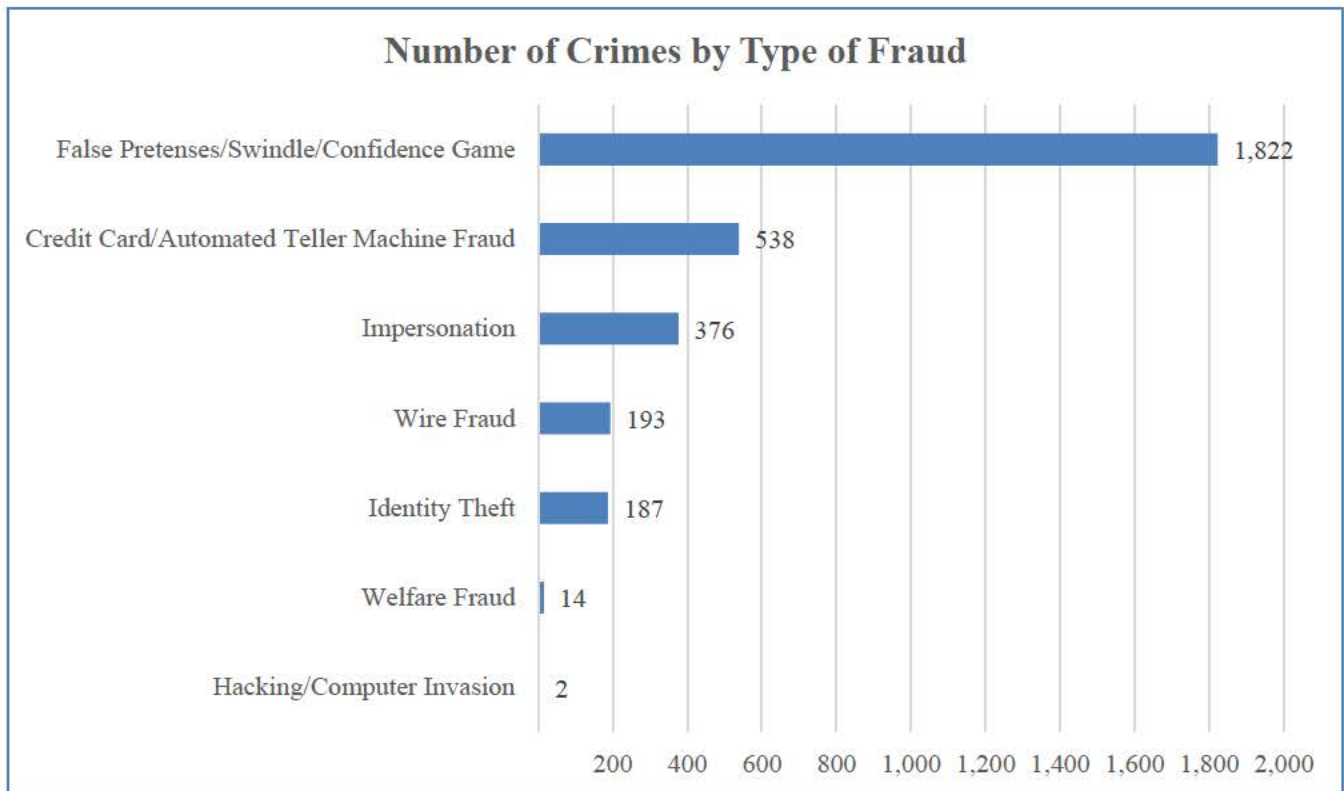


Motor Vehicle Theft

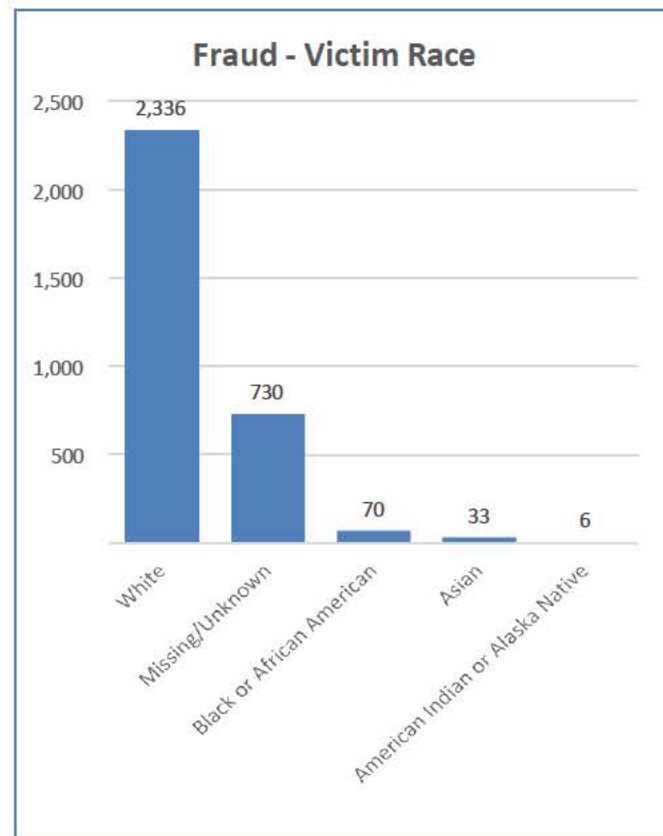
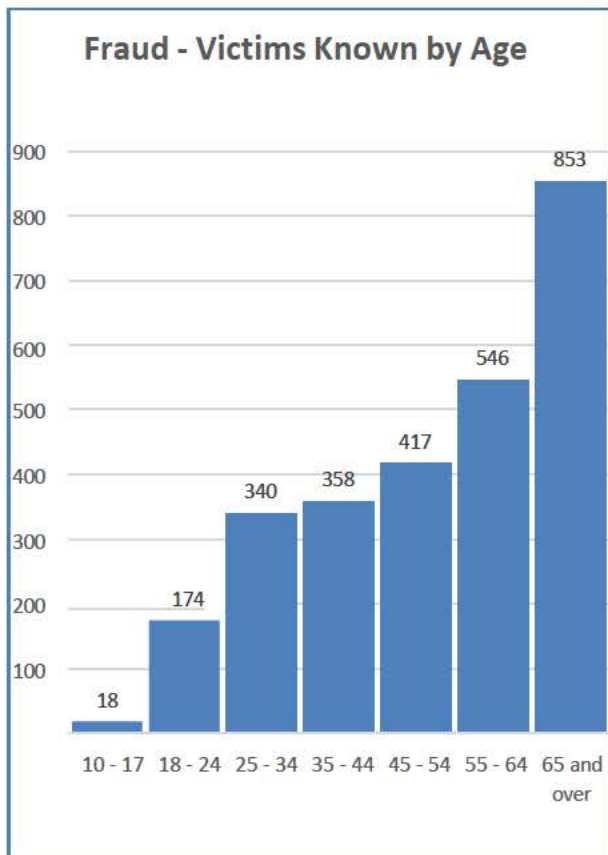
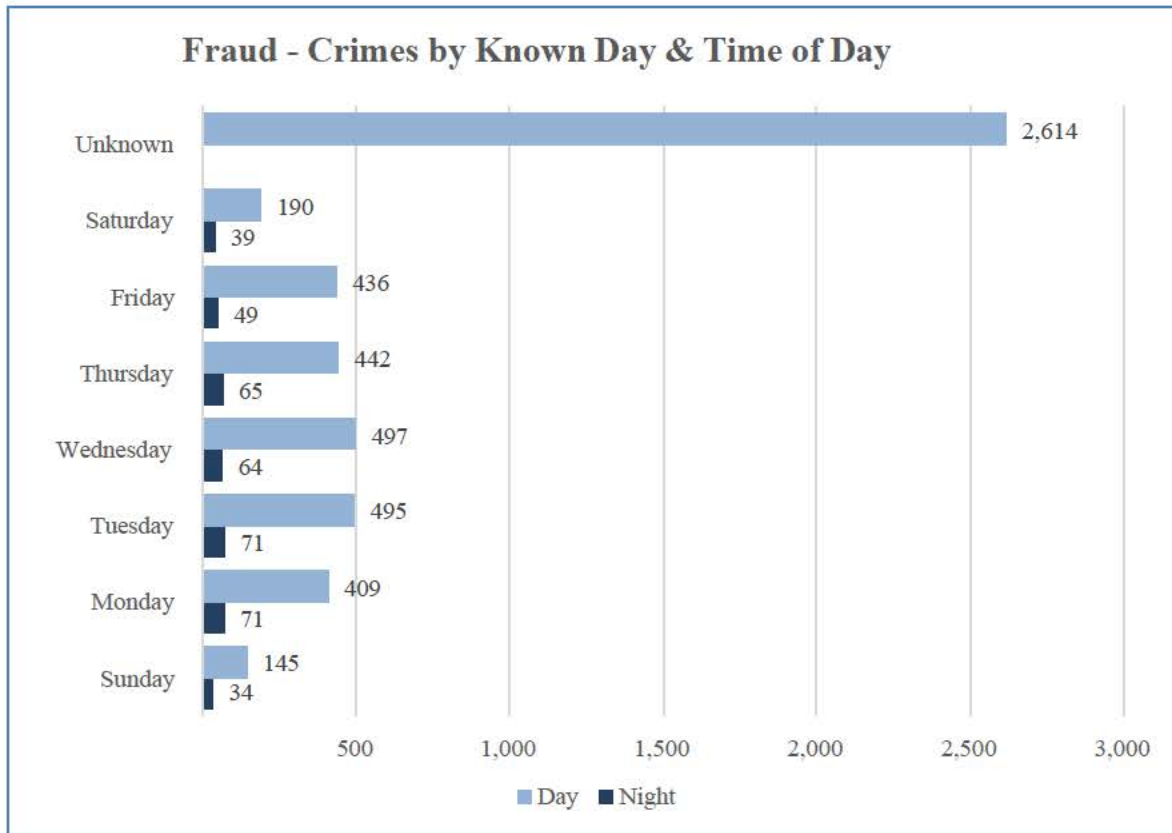


Fraud

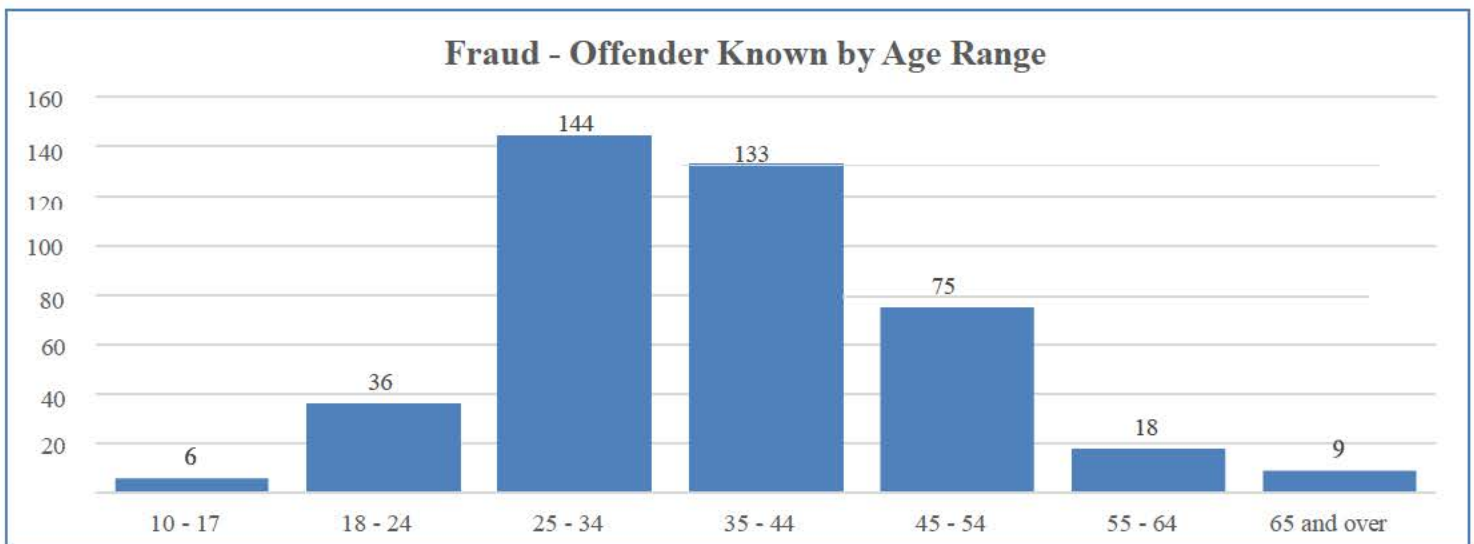
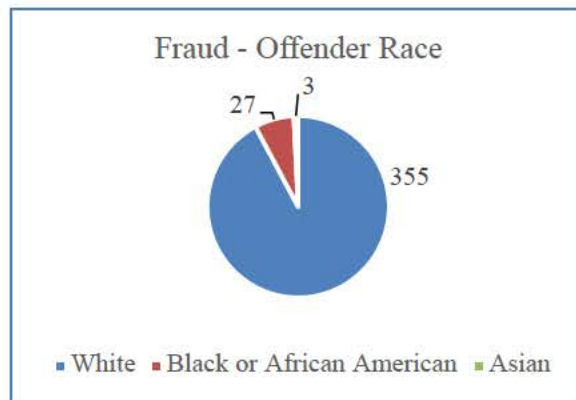
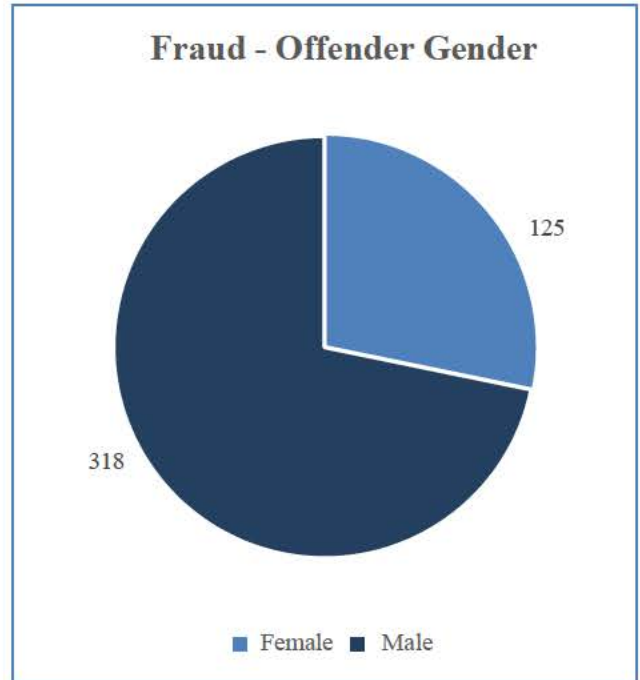
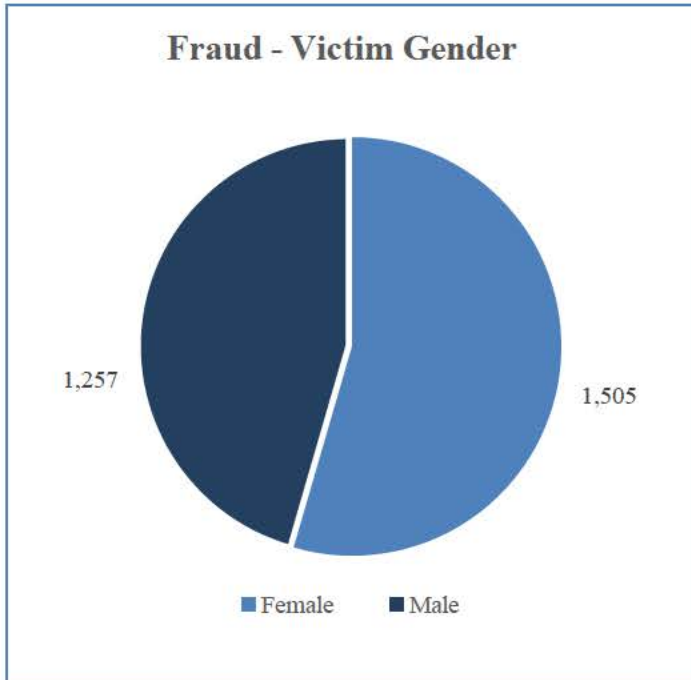
There were 3,132 incidents of Fraud reported by agencies for 2021. 338 Incident of Fraud were cleared resulting in a clearance rate of 10.8%.



Fraud



Fraud



**Drug/Narcotic
Violations**

The unlawful cultivation, manufacture distribution, sale, purchase, use, possession, transportation, or importation of any controlled substance.

Drug Equipment Violations

The unlawful, manufacture, sale, purchase, possession, or transportation of equipment or devices utilized in preparing and/or using drugs or narcotics.

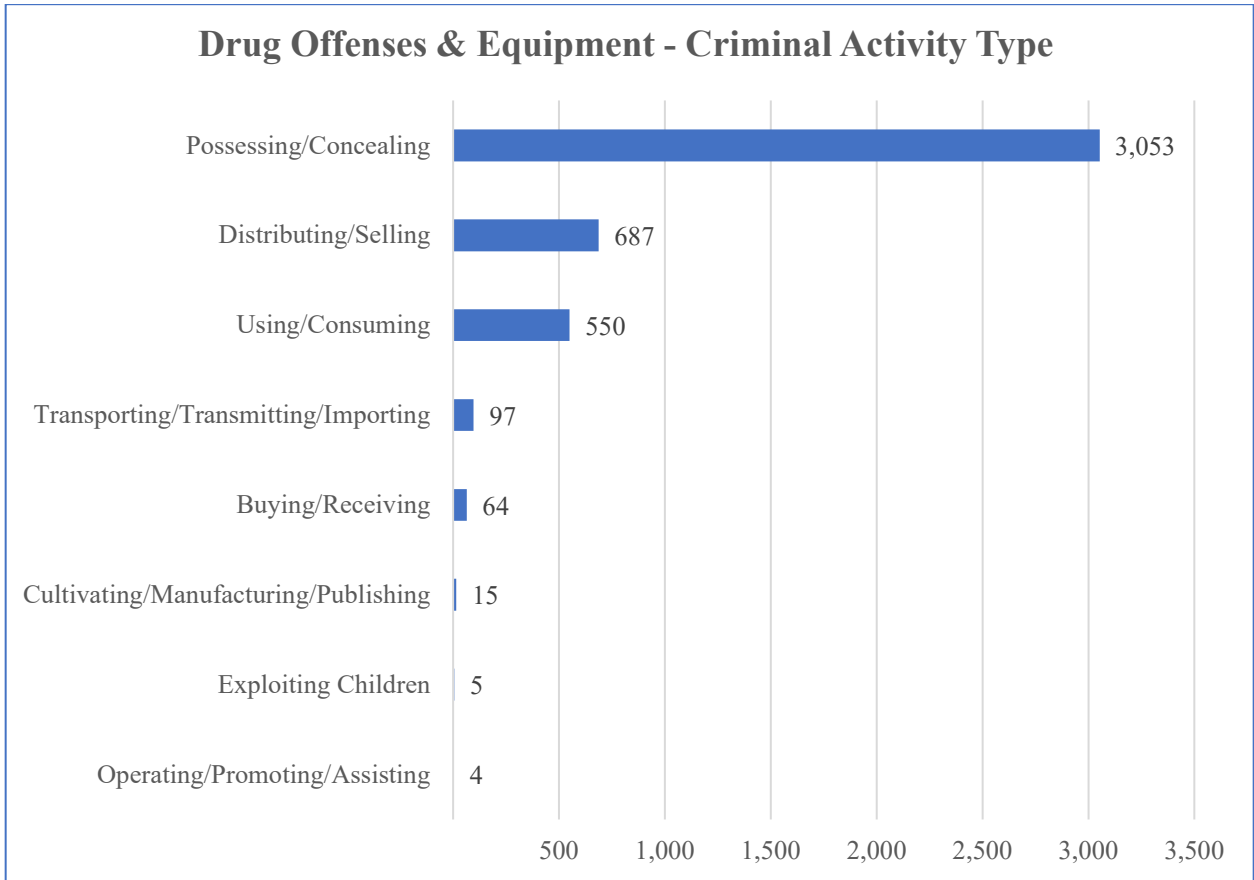

DRUG CRIMES

Drug/Narcotics & Equipment Violations Crime Rates

Offense Type	Number of Crimes	Crime Rate (per 1,000)
Drug/Narcotic Violations	3,800	2.77
Drug Equipment Violations	432	0.31

Drug/Narcotics & Equipment Violations

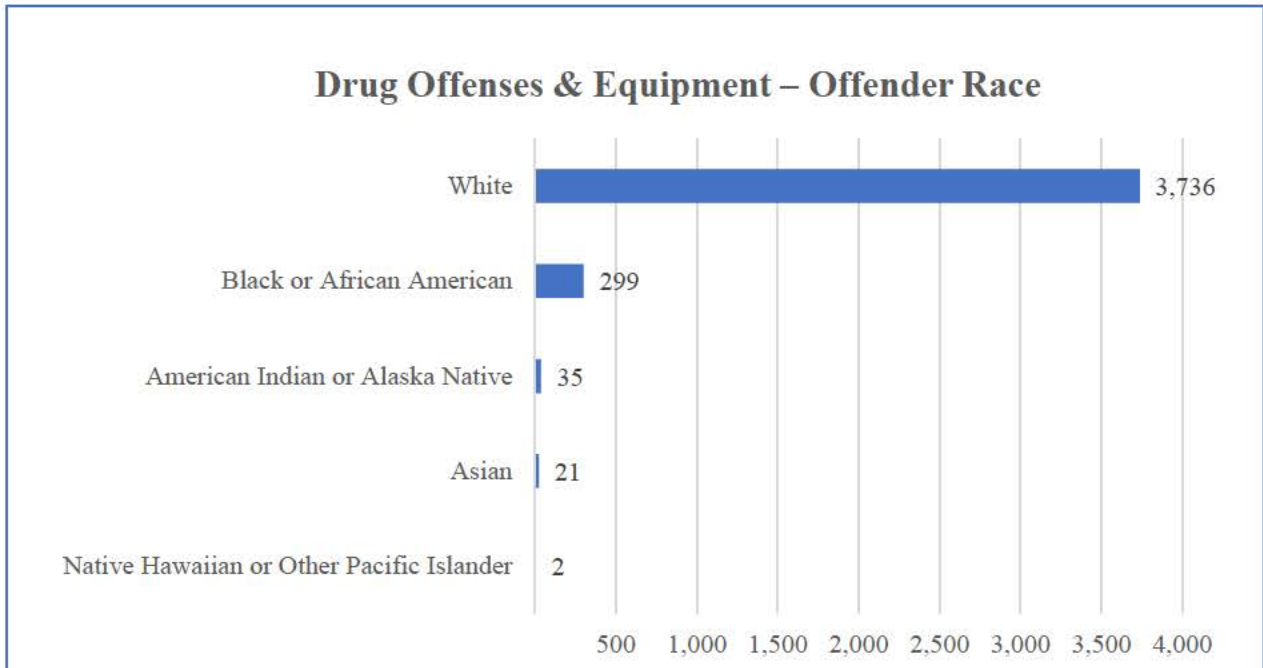
There were 4,232 Drug/Narcotics and Equipment Violations, including attempts, reported by agencies for 2021. There was a total of 3,431 arrests for Drug/Narcotic and Equipment for the same time.



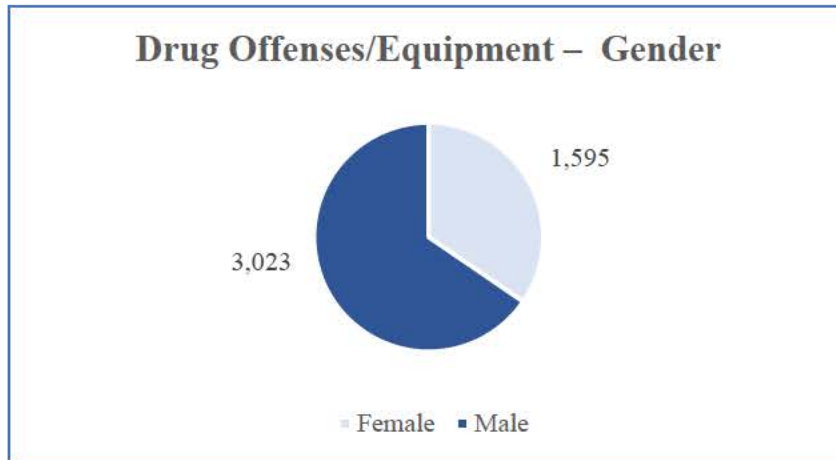
Drug/Narcotics & Equipment Violations

Drug Type	Count
Amphetamines/Methamphetamines	1,037
Other Narcotics	917
Heroin	666
Crack Cocaine	366
Cocaine (all forms except Crack)	332
Marijuana/Hashish	324
Marijuana	320
Other Depressants	129
Unknown Type Drug	110
Other Stimulants	61
Other Hallucinogens	33
Barbiturates	30
LSD	23
Opium	19
Morphine	8
Hashish	7
PCP	1

Drug Offenses & Equipment – Offender Race



Drug/Narcotics & Equipment Violations



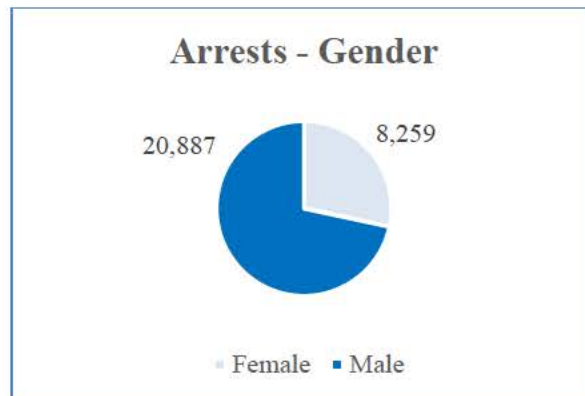
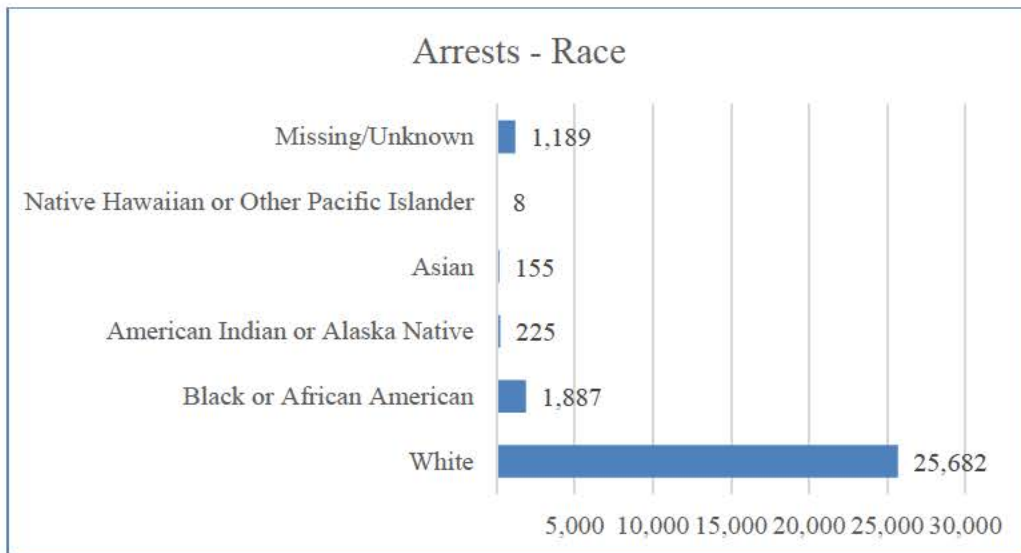
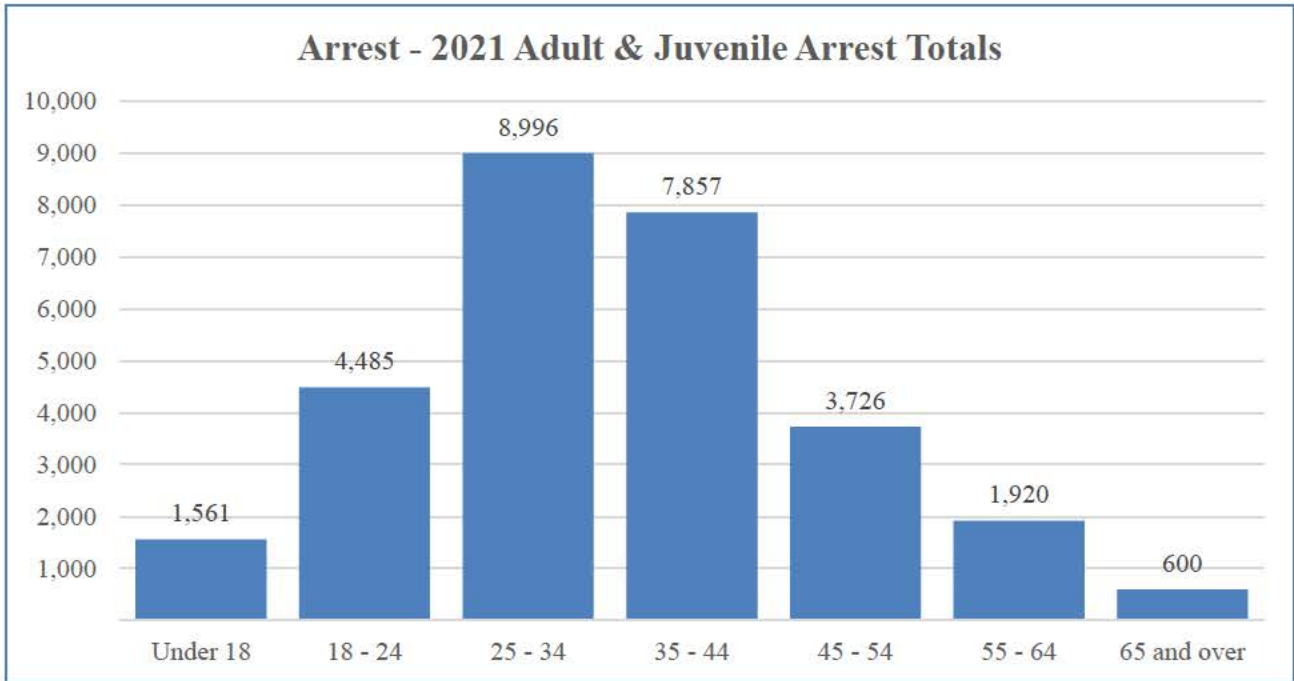
Type of Drugs at Arrest

Type of Drug at arrest (up to 3 drug types per arrest)	10 - 17	18 - 24	25 - 34	35 - 44	45 - 54	55 - 64	65 and over	Total
Amphetamines/Methamphetamines	1	104	361	357	132	34	3	992
Barbiturates		2	15	15	1	1		34
Cocaine (all forms except Crack)	3	43	110	90	55	11	1	313
Crack Cocaine	2	39	133	109	42	11	3	339
Hashish	3		2	1				6
Heroin	2	57	258	221	56	16	2	612
LSD	1	7	10	1	1			20
Marijuana	103	52	24	20	2	2		203
Marijuana/Hashish	104	52	26	20	2	2		206
Morphine			5	1	2	1	1	10
Opium		3	7	3	2	2		17
Other Depressants		6	39	59	12	3		119
Other Hallucinogens	2	6	12	10				30
Other Narcotics	6	91	329	303	99	28	5	861
Other Stimulants		8	24	25	5	2		64
PCP			1	1				2
Unknown Type Drug		11	40	34	12		1	98
Total:	227	481	1,396	1,270	423	113	16	3,926



Arrests

In 2021 there were a total of 29,145 arrests reported for both Group A and Group B offenses.



All Arrests by Offense

Group A Arrests

Crimes Against Person	Number of Arrestees	Arrestee Percent for Crimes Against Person
Simple Assault	3,402	68.1%
Intimidation	908	18.2%
Aggravated Assault	525	10.5%
Rape	62	1.2%
Fondling	55	1.1%
Murder and Nonnegligent Manslaughter	15	0.3%
Statutory Rape	12	0.2%
Kidnapping/Abduction	6	0.1%
Sodomy	4	0.1%
Negligent Manslaughter	3	0.1%
Incest	1	0.0%
Totals:	4,993	100.0%

Group A Arrests

Crimes Against Property	Number of Arrestees	Arrestee Percent for Crimes Against Person
All Other Larceny	1,831	36.3%
Shoplifting	1,010	20.0%
Destruction/Damage/Vandalism of Property	953	18.9%
Burglary/Breaking & Entering	338	6.7%
Motor Vehicle Theft	203	4.0%
False Pretenses/Swindle/Confidence Game	170	3.4%
Theft From Motor Vehicle	101	2.0%
Stolen Property Offenses	100	2.0%
Robbery	72	1.4%
Theft From Building	66	1.3%
Counterfeiting/Forgery	62	1.2%
Arson	52	1.0%
Credit Card/Automated Teller Machine Fraud	27	0.5%
Impersonation	20	0.4%
Embezzlement	15	0.3%
Theft of Motor Vehicle Parts/Accessories	13	0.3%
Welfare Fraud	2	0.0%
Bribery	1	0.0%
Extortion/Blackmail	1	0.0%
Wire Fraud	1	0.0%
Identity Theft	1	0.0%
Purse-snatching	1	0.0%
Theft From Coin Operated Machine or Device	1	0.0%
Totals:	5,041	100%

All Arrests by Offense

Group A Arrests

Crimes Against Society	Number of Arrestees	Arrestee Percent for Crimes Against Person
Drug/Narcotic Violations	2,817	90.7%
Weapon Law Violations	127	4.1%
Drug Equipment Violations	122	3.9%
Pornography/Obscene Material	22	0.7%
Animal Cruelty	13	0.4%
Prostitution	4	0.1%
Operating/Promoting/Assisting Gambling	1	0.0%
Purchasing Prostitution	1	0.0%
Totals:	3,107	100.0%

Group B Arrests	Number of Arrestees	Arrestee Percent for Crimes Against Person
All Other Offenses	8,943	55.9%
Driving Under the Influence	4,375	27.3%
Trespass of Real Property	1,100	6.9%
Disorderly Conduct	817	5.1%
Liquor Law Violations	625	3.9%
Family Offenses (Nonviolent)	89	0.6%
Bad Checks	29	0.2%
Drunkenness	19	0.1%
Curfew/Loitering/Vagrancy Violations	12	0.1%
Peeping Tom	1	0.0%
Totals:	16,010	100.0%

All Arrests by Age Range/Offense

Part A Arrests

Crimes Against Person	Under 18	18 - 24	25 - 34	35 - 44	45 - 54	55 - 64	65 and over
Simple Assault	277	532	983	841	419	263	87
Intimidation	88	118	258	208	119	93	24
Aggravated Assault	22	78	166	162	60	35	2
Fondling	16	9	12	5	4	6	3
Rape	12	12	14	12	4	3	5
Murder and Nonnegligent Manslaughter	3	4	3	3	1	1	
Sodomy	2		2				
Statutory Rape	2	3	3	1	2	1	
Negligent Manslaughter	1				1	1	
Incest	1						
Kidnapping/Abduction				3	1	2	
Totals:	424	756	1,441	1,235	611	405	121

All Arrests by Age Range/Offense

Part A Arrests

Crimes Against Property	Under 18	18 - 24	25 - 34	35 - 44	45 - 54	55 - 64	65 and over
Destruction/Damage/Vandalism of Property	185	167	248	204	95	42	12
All Other Larceny	97	277	610	495	226	93	33
Burglary/Breaking & Entering	68	58	101	82	24	3	2
Shoplifting	67	141	270	279	149	75	29
Motor Vehicle Theft	43	44	53	38	19	6	
Theft From Motor Vehicle	20	9	33	32	5	2	
Arson	19	5	10	8	6	4	
Robbery	15	16	23	10	6	2	
Theft From Building	6	9	17	14	10	9	1
False Pretenses/Swindle/Confidence Game	5	9	48	65	31	10	2
Stolen Property Offenses	5	14	31	27	23		
Embezzlement	1	7	2	2	3		
Credit Card/Automated Teller Machine Fraud	1	5	4	10	7		
Bribery					1		
Counterfeiting/Forgery		7	28	15	9		3
Extortion/Blackmail			1				
Impersonation		3	5	4	1	5	2
Welfare Fraud		1	1				
Wire Fraud			1				
Identity Theft			1				
Purse-snatching			1				
Theft From Coin Operated Machine or Device				1			
Theft of Motor Vehicle Parts/Accessories			7	4	1		1
Totals:	532	772	1,495	1,290	616	251	85

Part A Arrests

Crimes Against Society	Under 18	18 - 24	25 - 34	35 - 44	45 - 54	55 - 64	65 and over
Drug/Narcotic Violations	107	322	1,000	965	325	87	10
Drug Equipment Violations	17	20	39	31	13	2	
Weapon Law Violations	4	21	48	22	14	15	3
Pornography/Obscene Material	1	6	4	8	1	2	
Animal Cruelty	1	6	1	1	3	1	
Operating/Promoting/Assisting Gambling			1				
Prostitution			1	1	1	1	
Purchasing Prostitution				1			
Totals:	130	375	1,094	1,029	357	108	13

All Arrests by Age Range/Offense

Part B Arrests	Under 18	18 - 24	25 - 34	35 - 44	45 - 54	55 - 64	65 and over
All Other Offenses	184	1,222	3,031	2,686	1,137	524	159
Liquor Law Violations	167	352	28	35	26	14	3
Disorderly Conduct	53	132	226	188	130	68	20
Trespass of Real Property	35	126	295	322	178	101	43
Driving Under the Influence	23	742	1,340	1,028	651	442	149
Curfew/Loitering/Vagrancy Violations	11			1			
Bad Checks	1	3	11	8	4	1	1
Family Offenses (Nonviolent)	1	7	32	30	11	4	4
Drunkenness		1	3	6	5	2	2
Peeping Tom			1				
Totals:	475	2,585	4,967	4,304	2,142	1,156	381

All Arrests by Race

Part A Arrests

Crimes Against Person	White	Black or African American	American Indian or Alaska Native	Asian	Unknown
Simple Assault	2,951	279	38	19	115
Intimidation	797	59	7	2	43
Aggravated Assault	430	72	9	2	12
Rape	50	7	1		4
Fondling	42	7	1	1	4
Statutory Rape	11		1		
Murder and Nonnegligent Manslaughter	9	5			1
Kidnapping/Abduction	6				
Sodomy	4				
Negligent Manslaughter	3				
Incest	1				
Totals:	4,304	429	57	24	179

All Arrests by Race

Part A Arrests

Crimes Against Property	White	Black or African American	American Indian or Alaska Native	Asian	Native Hawaiian or Other Pacific Islander	Unknown
All Other Larceny	1,644	48	25	4		110
Shoplifting	915	66	7	10	1	11
Destruction/Damage/Vandalism of Property	824	55	8	6		60
Burglary/Breaking & Entering	305	17	2	2		12
Motor Vehicle Theft	177	15	2			9
False Pretenses/Swindle/Confidence Game	155	11	1			3
Theft From Motor Vehicle	97	1				3
Stolen Property Offenses	89	4				7
Robbery	59	12	1			
Theft From Building	59	5				2
Counterfeiting/Forgery	57	2		1		2
Arson	45					7
Credit Card/Automated Teller Machine Fraud	24	2				1
Impersonation	18	2				
Embezzlement	15					
Theft of Motor Vehicle Parts/Accessories	13					
Welfare Fraud	2					
Bribery	1					
Extortion/Blackmail	1					
Wire Fraud	1					
Identity Theft	1					
Purse-snatching	1					
Theft From Coin Operated Machine or Device	1					
Total:	4,504	240	46	23	1	227

Part A Arrests

Crimes Against Society	White	Black or African American	American Indian or Alaska Native	Asian	Native Hawaiian or Other Pacific Islander	Unknown
Drug/Narcotic Violations	2,487	167	24	13	2	124
Drug Equipment Violations	105	5	2			10
Weapon Law Violations	98	14	1	1		13
Pornography/Obscene Material	17	1		1		3
Animal Cruelty	12	1				
Prostitution	4					
Operating/Promoting/Assisting Gambling	1					
Purchasing Prostitution		1				
Total:	2,724	189	27	15	2	150

All Arrests by Race

Part B Arrests	White	Black or African American	American Indian or Alaska Native	Asian	Native Hawaiian or Other Pacific Islander	Unknown
All Other Offenses	7,964	610	58	38	4	269
Driving Under the Influence	3,849	211	18	26	1	270
Trespass of Real Property	961	88	6	15		30
Disorderly Conduct	683	78	7	8		41
Liquor Law Violations	560	35	3	6		21
Family Offenses (Nonviolent)	78	5	3			3
Bad Checks	29					
Drunkenness	19					
Curfew/Loitering/Vagrancy Violations	10	2				
Peeping Tom	1					
Totals:	14,154	1,029	95	93	5	634

All Arrests by Gender

Part A Arrests

Crimes Against Person	Female	Male
Simple Assault	1,031	2,371
Intimidation	166	742
Aggravated Assault	67	458
Murder and Nonnegligent Manslaughter	2	13
Kidnapping/Abduction	2	4
Fondling	2	53
Negligent Manslaughter	1	2
Rape	1	61
Sodomy		4
Incest		1
Statutory Rape		12
Totals:	1,272	3,721

All Arrests by Gender

Part A Arrests

Crimes Against Property	Female	Male
All Other Larceny	735	1,096
Shoplifting	500	510
Destruction/Damage/Vandalism of Property	201	752
Motor Vehicle Theft	52	151
False Pretenses/Swindle/Confidence Game	49	121
Burglary/Breaking & Entering	43	295
Counterfeiting/Forgery	25	37
Theft From Building	23	43
Stolen Property Offenses	21	79
Credit Card/Automated Teller Machine Fraud	12	15
Arson	11	41
Theft From Motor Vehicle	8	93
Impersonation	6	14
Embezzlement	5	10
Robbery	5	67
Theft of Motor Vehicle Parts/Accessories	2	11
Identity Theft	1	
Purse-snatching	1	
Bribery		1
Extortion/Blackmail		1
Welfare Fraud		2
Wire Fraud		1
Theft From Coin Operated Machine or Device		1
Totals:	1,700	3,341

Part A Arrests

Crimes Against Society	Female	Male
Drug/Narcotic Violations	931	1,886
Drug Equipment Violations	51	71
Weapon Law Violations	8	119
Animal Cruelty	4	9
Prostitution	2	2
Operating/Promoting/Assisting Gambling	1	
Pornography/Obscene Material	1	21
Purchasing Prostitution		1
Totals:	998	2,109

All Arrests by Gender

Part B Arrests	Female	Male
All Other Offenses	2,350	6,593
Driving Under the Influence	1,213	3,162
Trespass of Real Property	293	807
Liquor Law Violations	193	432
Disorderly Conduct	192	625
Family Offenses (Nonviolent)	35	54
Bad Checks	9	20
Curfew/Loitering/Vagrancy Violations	3	9
Drunkenness	3	16
Peeping Tom		1
Totals:	4,291	11,719

GROUP A & B ARRESTS BY MONTH

Arrest for A and B Offenses	Jan	Feb	Mar	Apr	May	Jun	Jul	Aug	Sep	Oct	Nov	Dec
Crimes Against Person	373	310	404	404	418	475	494	565	428	382	404	370
Murder and Nonnegligent Manslaughter		1			1	3			3	1	6	1
Negligent Manslaughter				1	1		2					
Kidnapping/Abduction		1		1	1	1	1			1		
Rape	6	3	5	5	7	4	9	8	1	3	7	6
Sodomy					1		2		1			
Fondling	2	2	4	4	5	5	7	9	3	8	5	7
Incest						1						
Statutory Rape	2	3	1		2	1		1		2	1	1
Aggravated Assault	37	33	47	49	44	43	51	52	43	50	44	37
Simple Assault	263	207	273	275	280	324	351	383	287	241	278	255
Intimidation	63	60	74	69	76	93	71	112	90	76	63	63
Crimes Against Property	398	345	354	381	447	480	442	490	432	487	487	398
Arson	3	3	2	5	9	6	4	3	5	1	4	7
Bribery						1						
Burglary/Breaking & Entering	19	16	24	25	31	50	27	37	28	29	32	23
Counterfeiting/Forgery	12	12	1	2	2	9	1	10	5	2	7	4
Destruction/Damage/Vandalism of Property	66	54	60	89	94	86	93	113	78	88	94	49
Embezzlement	1	5			3	3				1	1	1
Extortion/Blackmail								1				
False Pretenses/Swindle/Confidence Game	11	6	16	8	15	18	15	21	20	17	18	19
Credit Card/Automated Teller Machine Fraud	2	3	2	1		2	1	6	4	5	1	
Impersonation	2	2	2	1	2	1	2	1	3	1	1	4
Welfare Fraud					1					1		
Wire Fraud							1					
Identity Theft				1								
Robbery	2	7	5	11	2	7	7	7	6	8	8	5
Purse-snatching											2	
Shoplifting	90	88	76	85	90	81	67	76	77	84	108	100
Theft From Building	4	1	9	3	7	6	8	4	4	4	10	9
Theft From Coin Operated Machine or Device									1			
Theft From Motor Vehicle	17	3	5	2	9	12	8	11	12	2	14	8
Theft of Motor Vehicle Parts/Accessories		1		3	2	3		3	1	1		
All Other Larceny	137	120	124	130	153	165	178	166	164	218	160	150
Motor Vehicle Theft	24	16	15	8	15	23	17	22	17	23	19	12
Stolen Property Offenses	8	8	13	7	12	7	13	9	7	2	8	7
Crimes Against Society	216	183	333	332	279	294	285	285	273	251	241	177
Drug/Narcotic Violations	189	160	303	307	248	270	258	268	245	220	221	160
Drug Equipment Violations	10	10	15	8	18	7	13	6	15	12	5	3
Operating/Promoting/Assisting Gambling				1								
Pornography/Obscene Material	3	3	3	1	4	5	3	1	2		2	2
Prostitution	1		2				1					
Purchasing Prostitution	1											
Weapon Law Violations	11	8	9	13	8	11	10	8	9	19	11	12
Animal Cruelty	1	2	1	2	1	1		2	2		2	
Group B Offenses	1,084	963	1,294	1,425	1,382	1,518	1,641	1,636	1,367	1,333	1,219	1,168
Bad Checks	4	6	2	4	1	2	2	1	2	1	1	3
Curfew/Loitering/Vagrancy Violations	2			2		2	2	3				1
Disorderly Conduct	62	51	51	67	76	75	89	96	76	54	72	50
Driving Under the Influence	247	270	350	383	384	377	441	453	377	402	338	354
Drunkenness		1		2	1	4	3	1		3	3	1
Family Offenses (Nonviolent)	9	5	8	8	8	8	5	7	10	4	12	5
Liquor Law Violations	35	16	36	43	53	74	92	66	77	51	53	29
Peeping Tom					1							
Trespass of Real Property	60	51	76	88	79	109	135	129	91	115	74	93
All Other Offenses	665	563	771	828	779	867	872	880	734	703	666	632



HATE CRIME

Hate Bias

The reported number of hate crime incidents in Maine in 2021 was 75. These incidents involved 75 victims with at 50 offenders and resulted in a total of 83 offenses.

Commencing in 1992, law enforcement officers are to report hate crimes as a supplementary report to the UCR program. Under Title 25 sec. 1544, hate crimes are defined as those that “manifest evidence of prejudice based on race, religion, sexual orientation, or ethnicity ...”. On June 26, 1997, disability bias was added to the definition of hate crime, creating two new categories: Anti-Mental Disability and Anti-Physical Disability. Two new categories are added to Hate Crime Motivation: Gender and Gender Identity. There have also been numerous other additions to Bias Types. Maine’s hate crimes are further reported to the FBI as part of the federal Hate Crimes Statistics Act.

Hate Crime Bias Categories:

Race /Ethnicity/ Ancestry

- Anti-American Indian or Alaska Native
- Anti-Arab
- Anti-Asian
- Anti-Black or African American
- Anti-Hispanic or Latino
- Anti-Multiple Races Group
- Anti-Native Hawaiian or Other Pacific Islander
- Anti-Other Race/Ethnicity/Ancestry
- Anti-White

Sexual Orientation

- Anti-Bisexual
- Anti-Gay (Male)
- Anti-Heterosexual
- Anti-Lesbian
- Anti-Lesbian, Gay, Bisexual, or Transgender (Mixed Group)

Disability

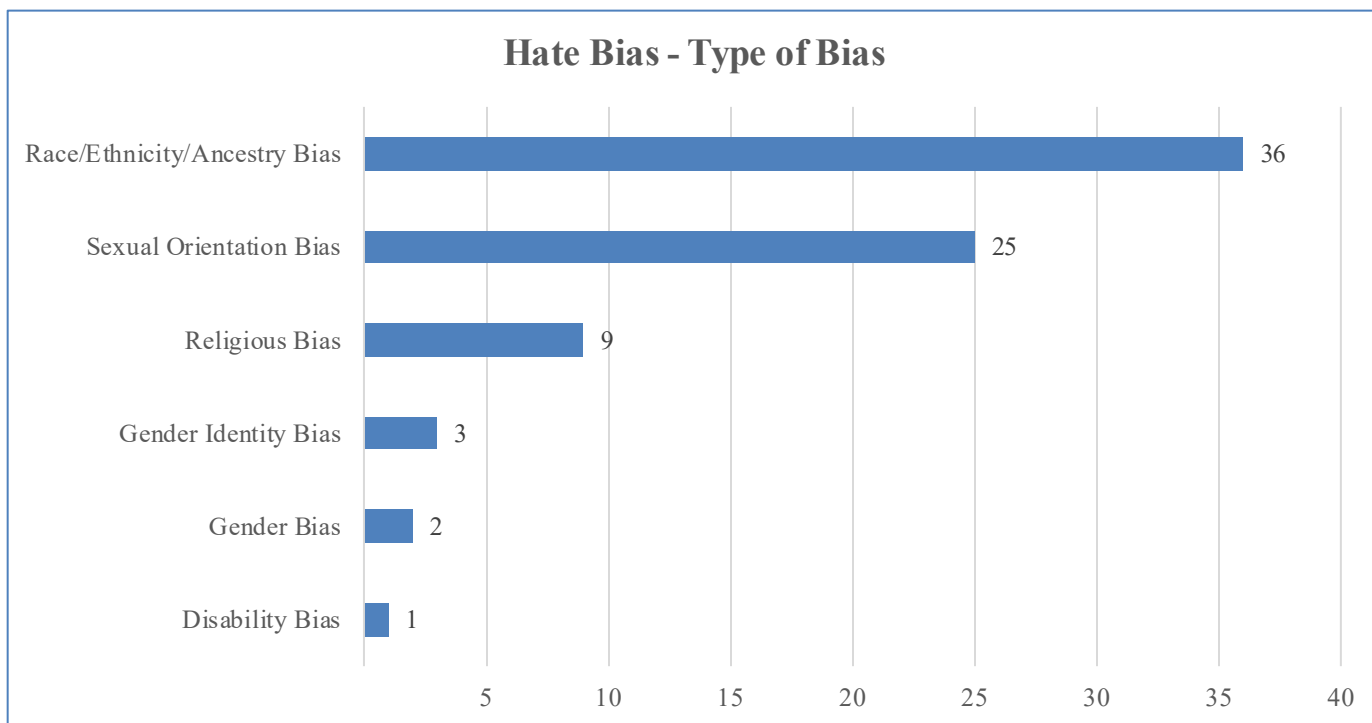
- Anti-Mental Disability
- Anti-Physical Disability

Religion

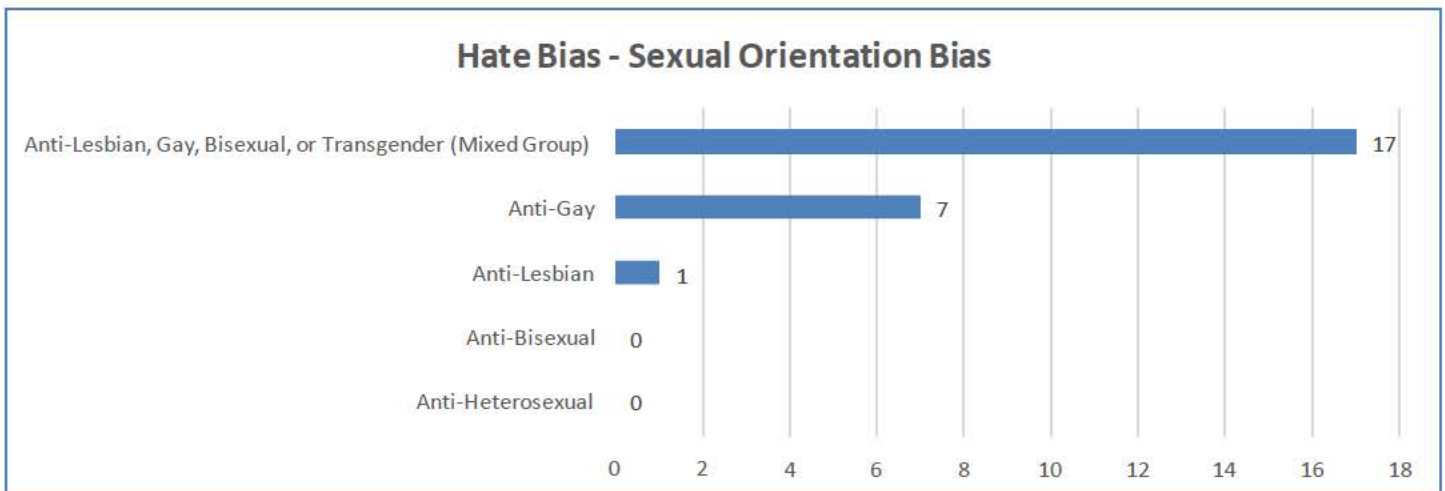
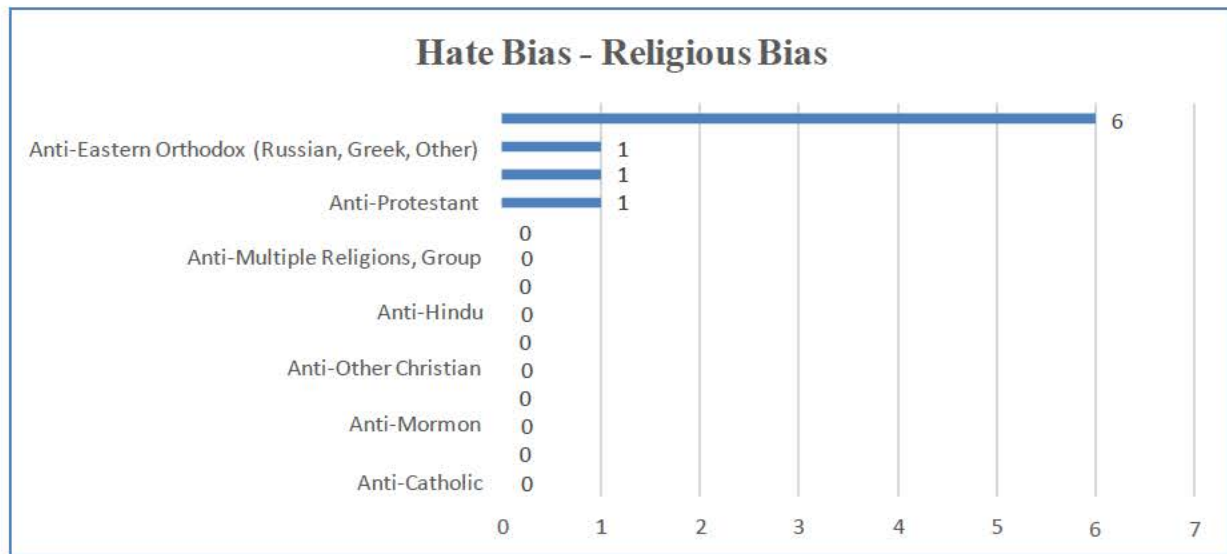
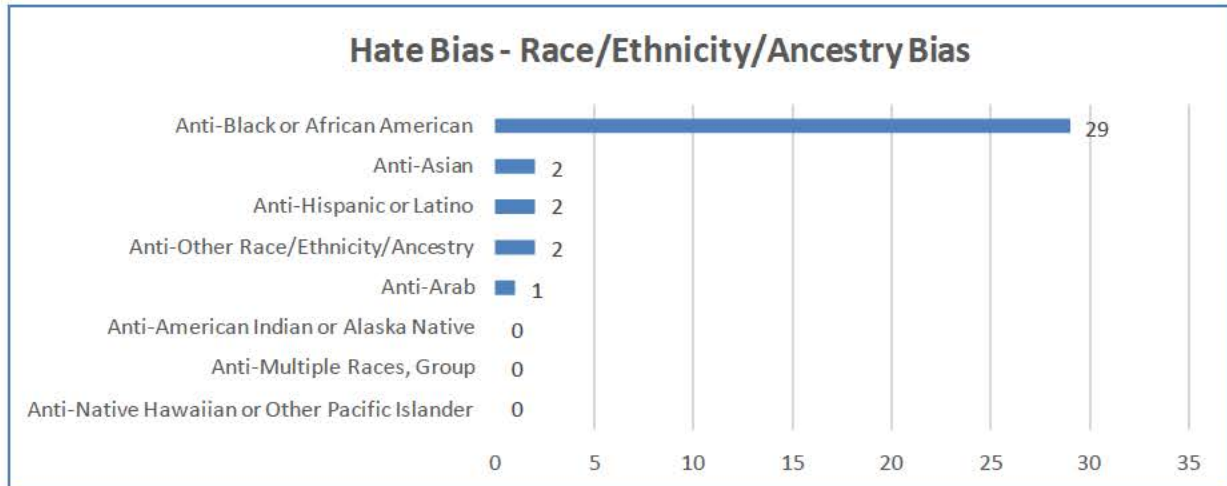
- Anti-Buddhist
- Anti-Catholic
- Anti-Eastern Orthodox (Russian, Greek, Other)
- Anti-Hindu
- Anti-Islamic (Muslim)
- Anti-Jehovah’s Witness
- Anti-Jewish
- Anti-Mormon
- Anti-Multiple Religions Group
- Anti-Other Christian
- Anti-Other Religion
- Anti-Protestant
- Anti-Sikh
- Anti-Atheism/Agnosticism

Gender

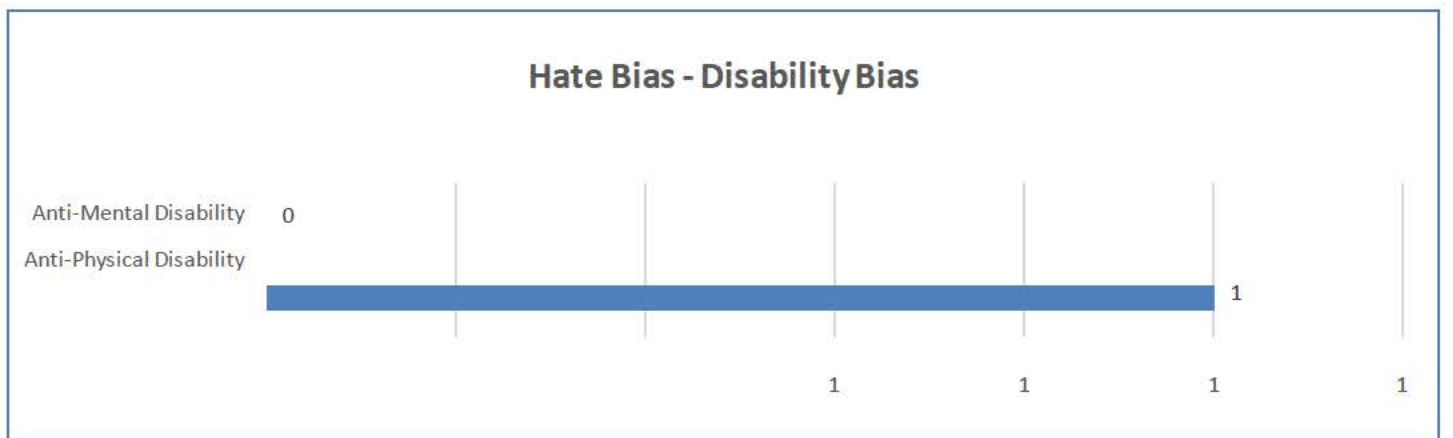
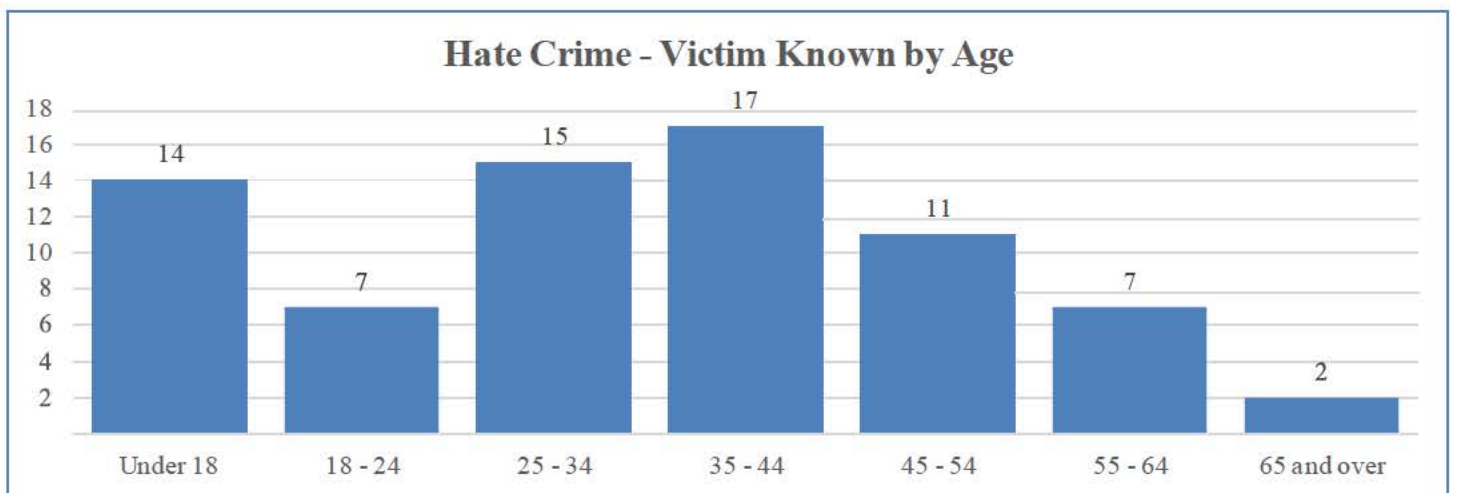
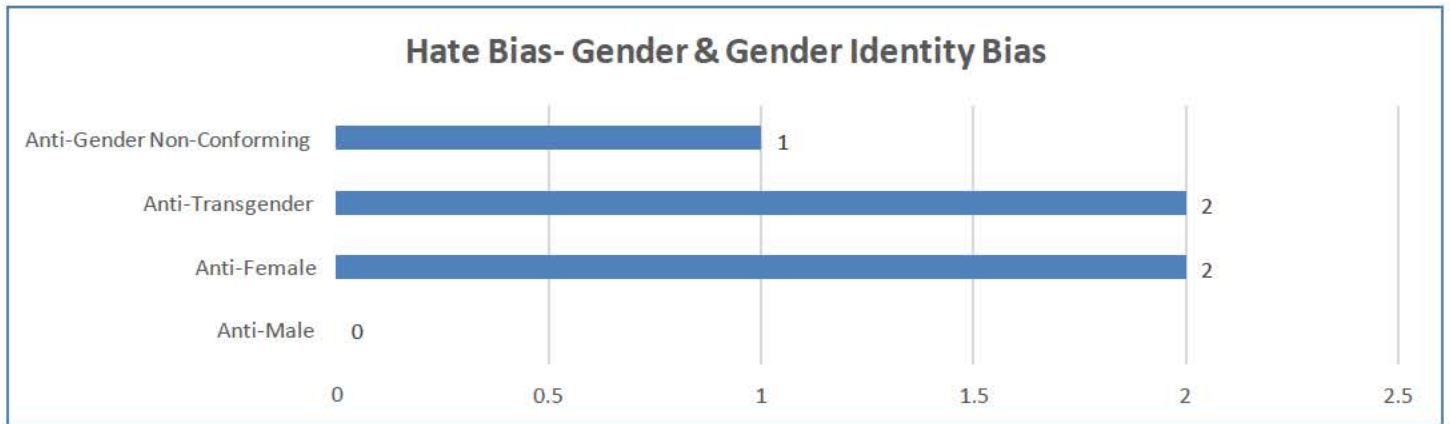
- Anti-Female
- Anti-Male
- Gender Identity
- Anti-Gender Nonconforming
- Anti-Transgender



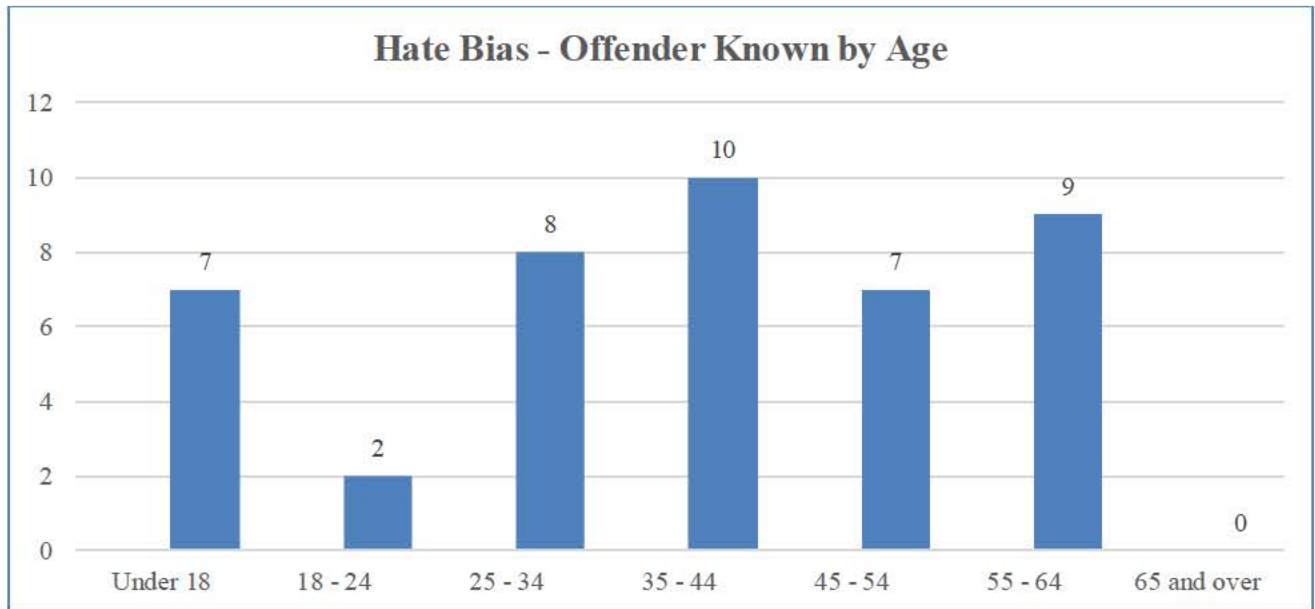
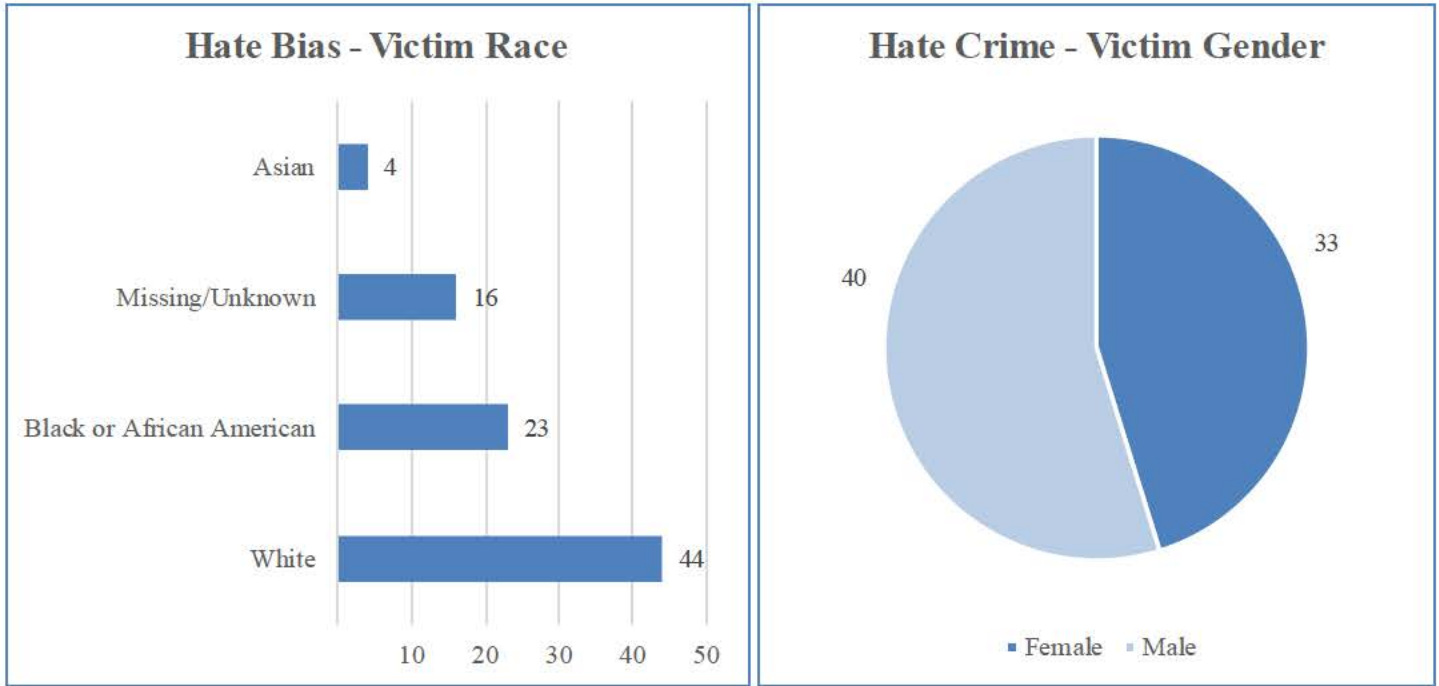
Hate Bias



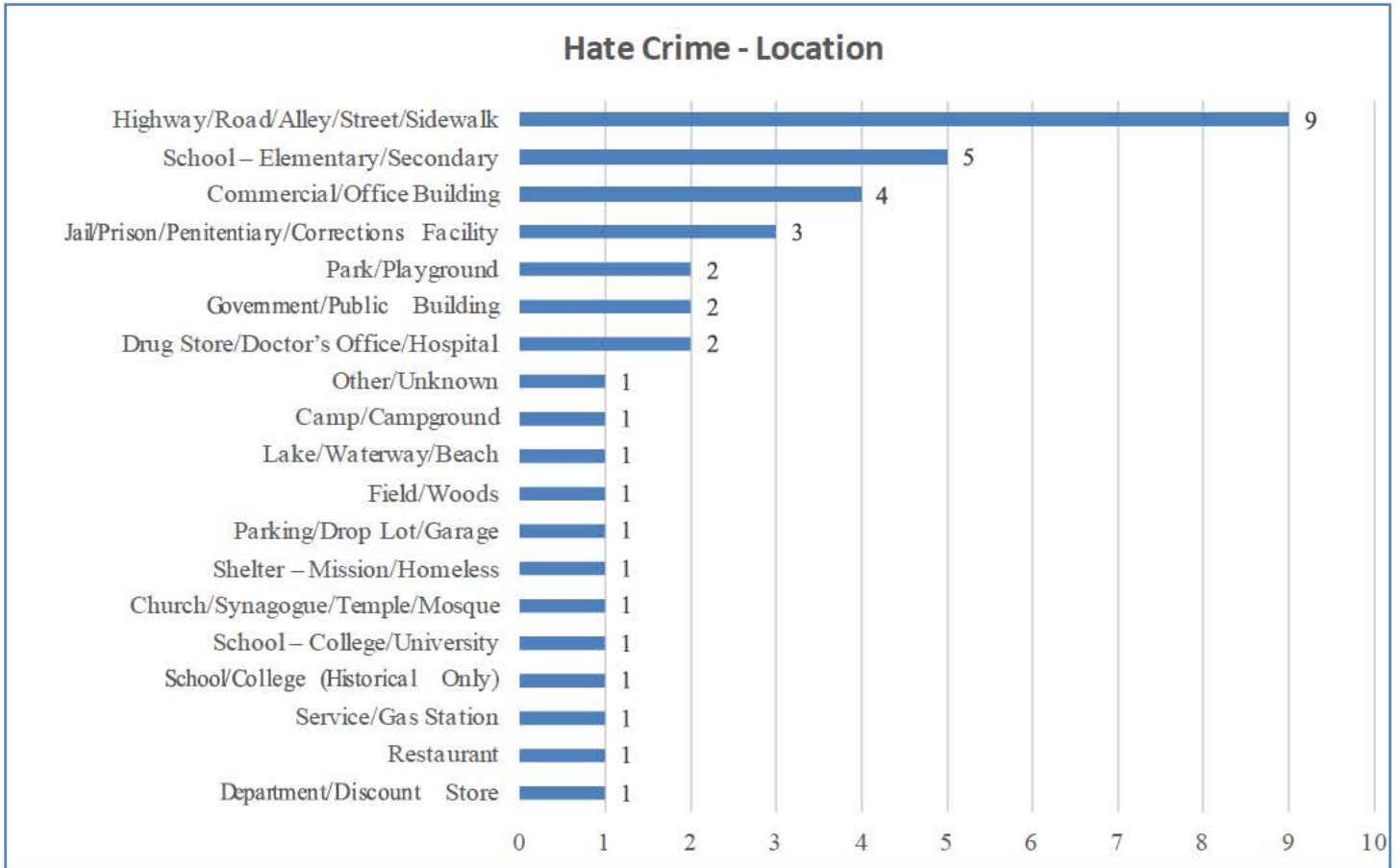
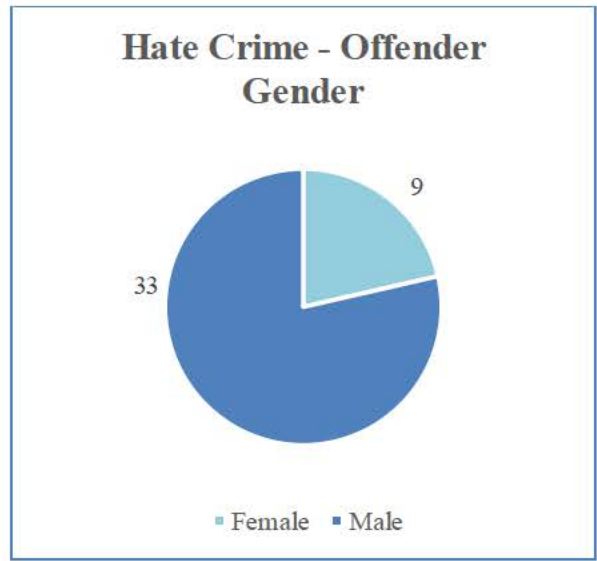
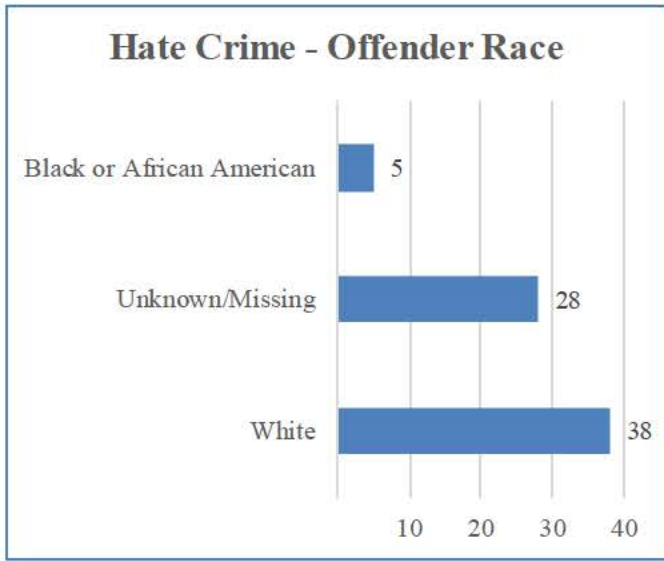
Hate Bias



Hate Bias



Hate Bias



Hate Bias – By Location – Bias Motivation – Offense Page 1

Offense Type	Bias Motivation	Androscoggin SO	Lewiston PD	Aroostook SO	Fort Fairfield PD	Brunswick PD	Cumberland PD	Cumberland SO	Freeport PD	Portland PD	Scarborough PD	Westbrook PD	Windham PD	Yarmouth PD	Augusta PD	Winslow PD	Camden PD
Aggravated Assault	Anti-Black or African American									1							
Simple Assault	Anti-Black or African American	2						1		1			1				
	Anti-Arab									1							
	Anti-Eastern Orthodox (Russian, Greek, Other)																
	Anti-Gay																
	Anti-Lesbian, Gay, Bisexual, or Transgender (Mixed Group)							1									
	Anti-Gender Non-Conforming																
Intimidation	Anti-Black or African American		2		1				1	2							
	Anti-Hispanic or Latino															1	
	Anti-Other Race/Ethnicity/Ancestry									3							
	Anti-Jewish									1							
	Anti-Gay		1							1	2				2		
	Anti-Lesbian																
	Anti-Lesbian, Gay, Bisexual, or Transgender (Mixed Group)			1						6							4
	Anti-Female																
	Anti-Transgender																
Arson	Anti-Lesbian, Gay, Bisexual, or Transgender (Mixed Group)																
Burglary/Breaking & Entering	Anti-Islamic (Muslim)									1							
Destruction/Damage/Vandalism of Property	Anti-Black or African American									1			1	2			
	Anti-Asian									2							
	Anti-Jewish		1			1						1					
	Anti-Lesbian, Gay, Bisexual, or Transgender (Mixed Group)									1						1	
	Anti-Physical Disability						1										
	Anti-Transgender									1							
All Other Larceny	Anti-Protestant																
	Anti-Lesbian, Gay, Bisexual, or Transgender (Mixed Group)							2									

Hate Bias – By Location – Bias Motivation – Offense Page 2

Offense Type	Bias Motivation	Location																
		Knox SO	Rockland PD	Oxford SO	Rumford PD	Bangor PD	Lincoln PD	Penobscot SO	Sagadahoc SO	Somerset SO	Belfast PD	Biddeford PD	Old Orchard Beach PD	Sanford PD	York PD	York SO	Maine State Police	Office of State Fire Marshal
Aggravated Assault	Anti-Black or African American																	
Simple Assault	Anti-Black or African American									1		1						
	Anti-Arab																	
	Anti-Eastern Orthodox (Russian, Greek, Other)											1						
	Anti-Gay	1									1							
	Anti-Lesbian, Gay, Bisexual, or Transgender (Mixed Group)																	
	Anti-Gender Non-Conforming														2			
Intimidation	Anti-Black or African American		2		1			1				1				1	2	
	Anti-Hispanic or Latino													1				
	Anti-Other Race/Ethnicity/Ancestry																	
	Anti-Jewish																	
	Anti-Gay											1						
	Anti-Lesbian							1										
	Anti-Lesbian, Gay, Bisexual, or Transgender (Mixed Group)					3												
	Anti-Female											2						
Arson	Anti-Transgender			1														
	Anti-Lesbian, Gay, Bisexual, or Transgender (Mixed Group)																	1
Burglary/Breaking & Entering	Anti-Islamic (Muslim)																	
Destruction/Damage/Vandalism of Property	Anti-Black or African American					1			1			2		1	2	1		
	Anti-Asian																	
	Anti-Jewish											1					1	
	Anti-Lesbian, Gay, Bisexual, or Transgender (Mixed Group)																	
	Anti-Physical Disability																	
All Other Larceny	Anti-Transgender																	
	Anti-Protestant					1												
All Other Larceny	Anti-Lesbian, Gay, Bisexual, or Transgender (Mixed Group)																	



**Law
Enforcement
Officers
Killed or
Assaulted**

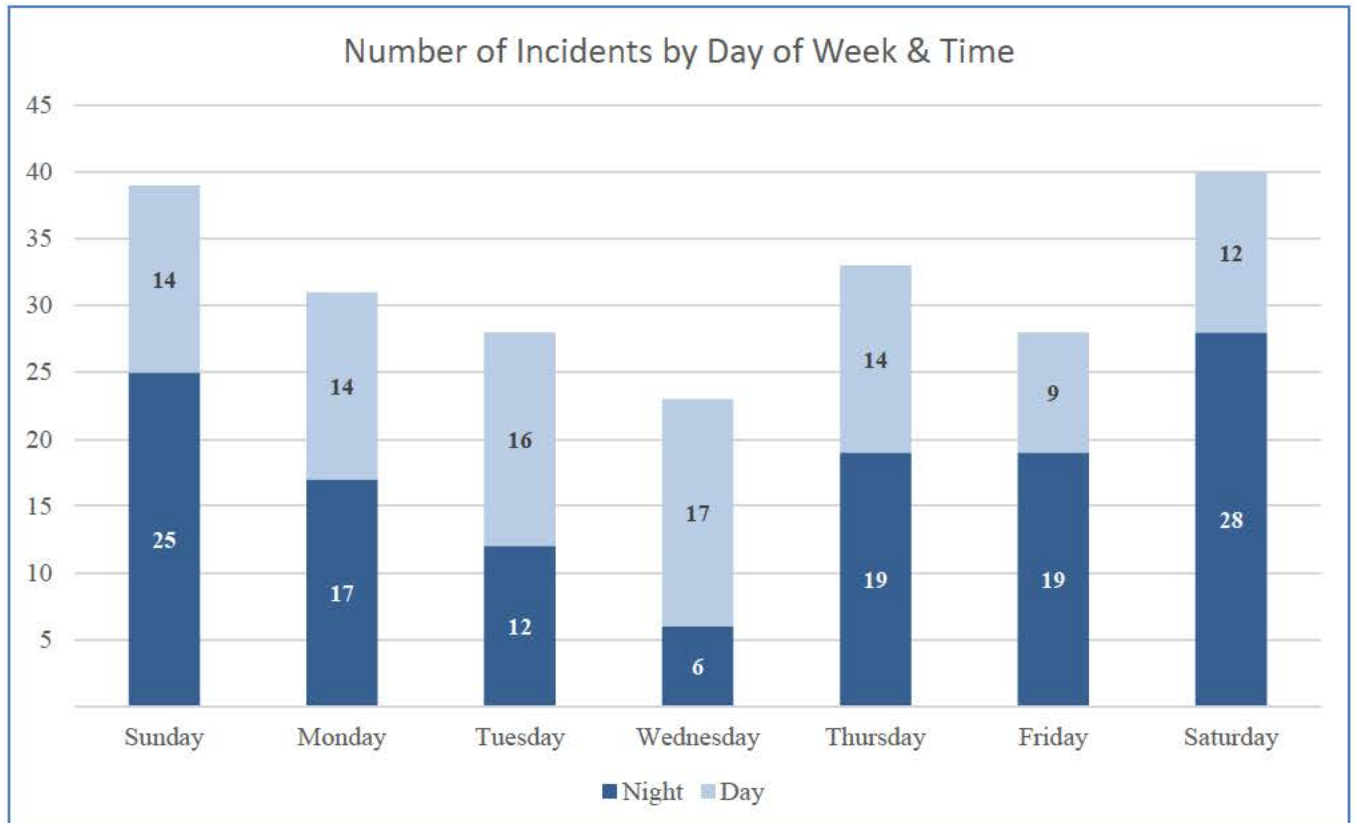
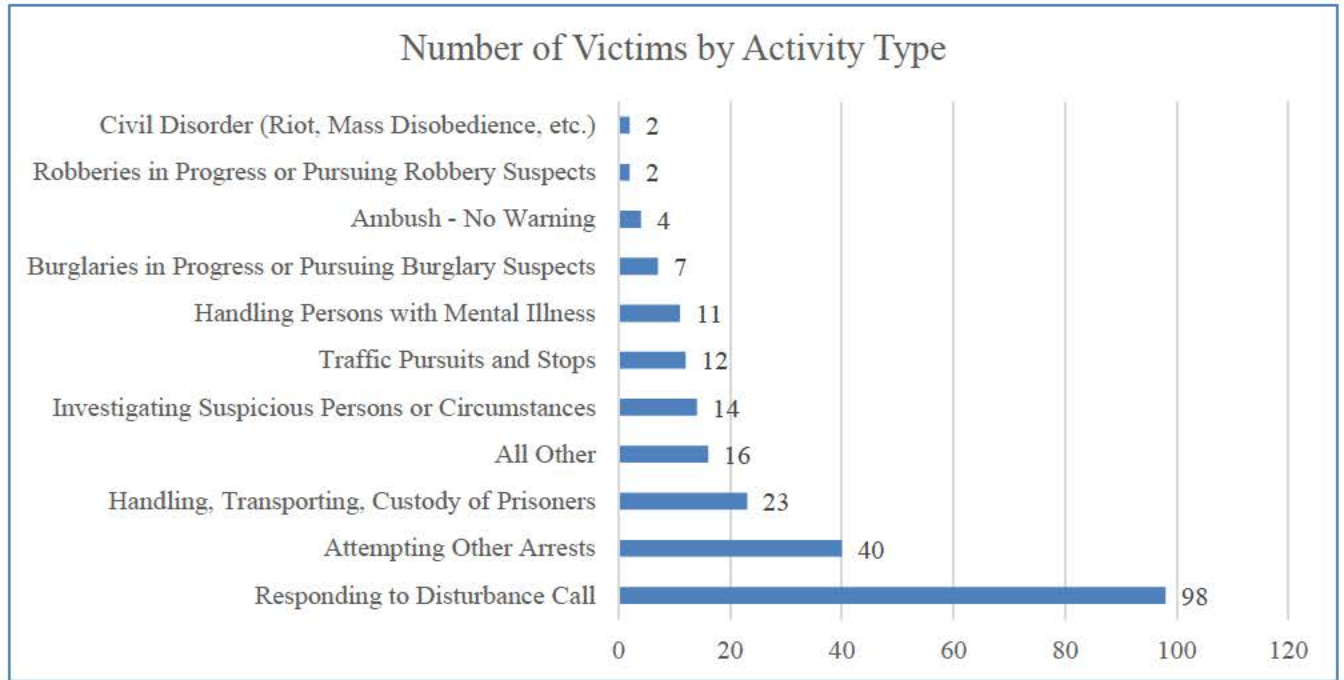


Law Enforcement Officers Killed or Assaulted

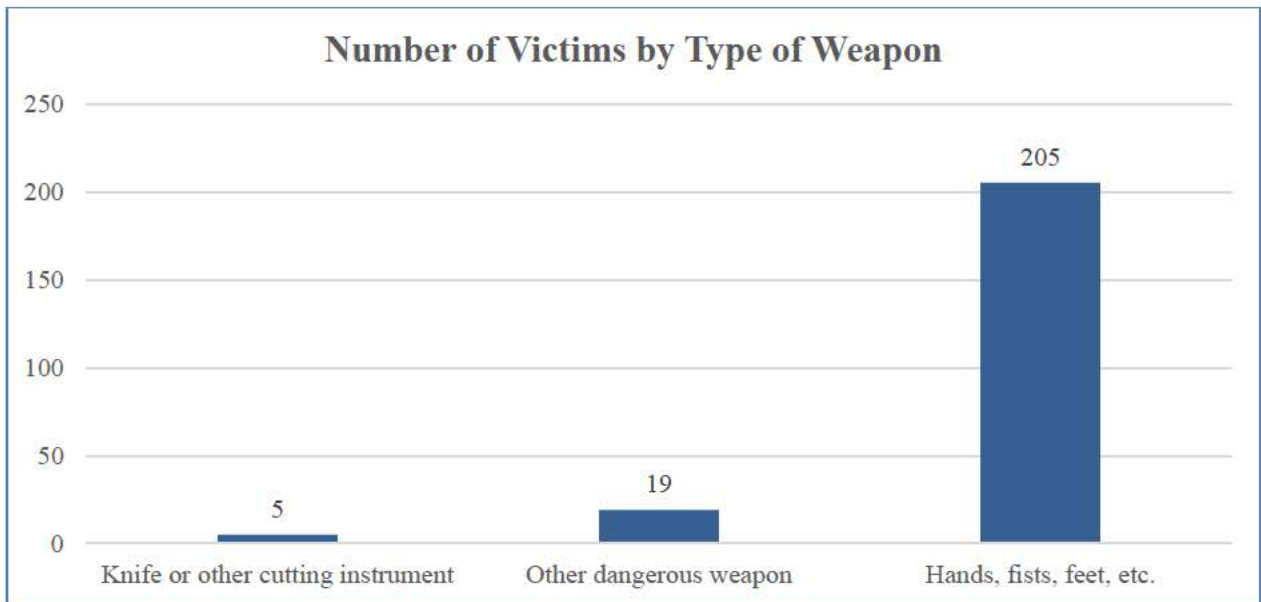
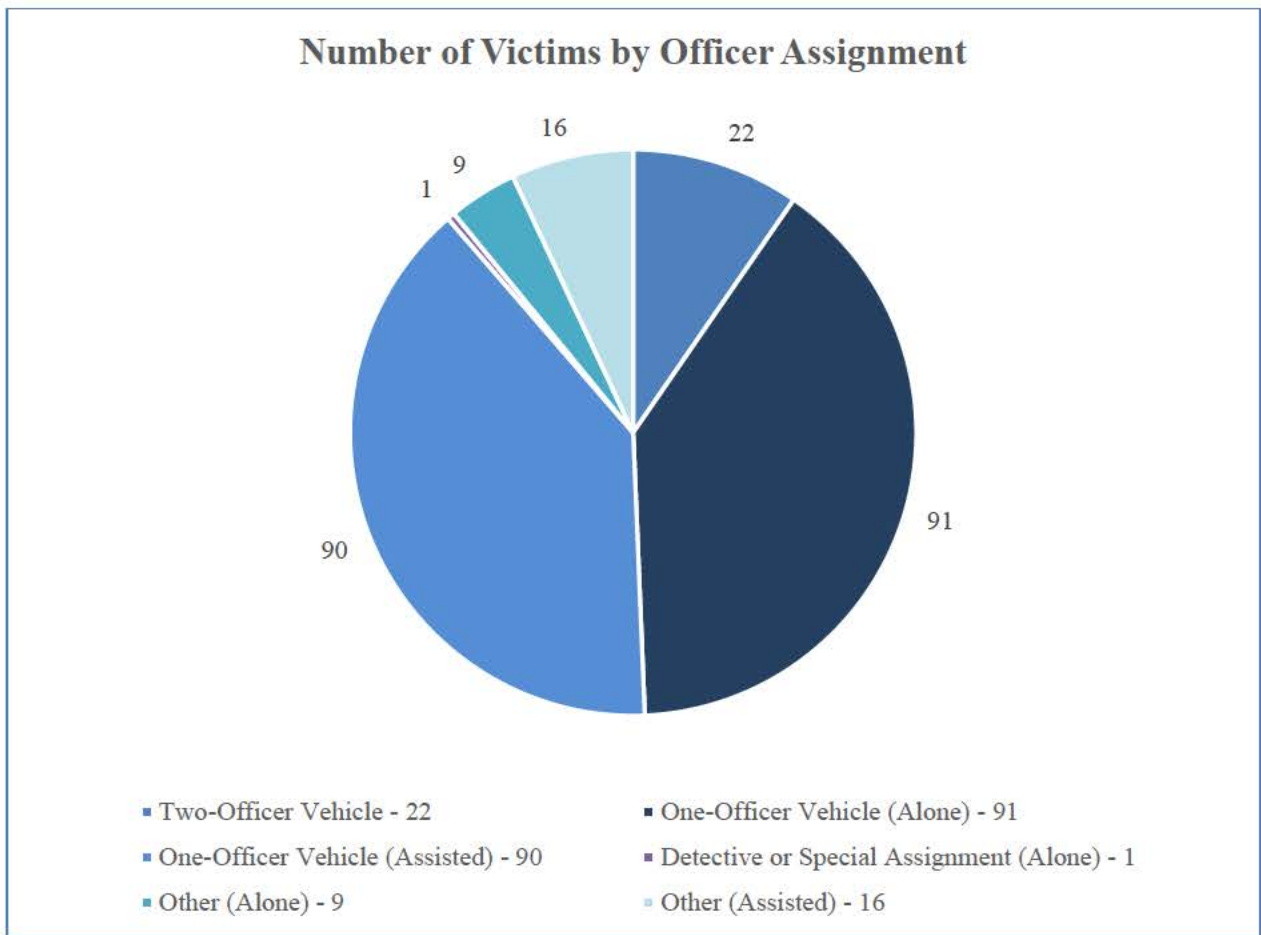
Additional information is collected on law enforcement officers assaulted in the Incident Base Reporting program.

In 2021 agencies reported a total of 229 officers assaulted with 218 of these incidents being cleared.

Clearance rate of 95.1%



Law Enforcement Officers Killed or Assaulted





**Law Enforcement
Employees
&
Contributing Agency
NIBRS Agency
Crime Overview 2021**

Full-Time Law Enforcement as of October 31, 2021

Sworn Personnel: There are 2,403 Statewide full-time law enforcement officers reported for 2021.

There are 412 full-time sworn law enforcement officers employed by Maine's 16 Sheriff's Departments. Maine State Police are reporting a total of 311 full-time sworn officers and the municipalities report a total of 1,680 full time sworn officers

Civilian Personnel: There are 609 Statewide full-time civilian employees reported for 2021.

There are 50 full-time civilians employed by Maine's 16 Sheriff's Departments, Maine State Police employ 154 full time civilians, and the municipalities employ a total of 405 civilians.

AGENCY	POPULATION	Sworn Law Enforcement			Civilian Personnel		
		M	F	Officers/1000	M	F	TOTAL
Androscoggin SO	28,801	34	1	1.2	0	2	37
Auburn PD	23,214	49	4	2.3	1	5	59
Lewiston PD	35,865	73	6	2.2	6	7	92
Livermore Falls PD	3,134	6	0	1.9	0	0	6
Lisbon PD	8,975	11	2	1.4	3	3	19
Mechanic Falls PD	2,973	2	0	0.7	0	0	2
Sabattus PD	5,064	5	0	1.0	0	1	6
Androscoggin County Total:	108,026	180	13	11	10	18	221
Aroostook SO	26,943	17	1	0.7	3	4	25
Caribou PD	7,548	14	1	2.0	0	1	16
Fort Fairfield PD	3,256	2	1	0.9	0	0	3
Fort Kent PD	3,816	5	0	1.3	2	2	9
Houlton PD	5,720	10	2	2.1	1	4	17
Madawaska PD	3,662	5	0	1.4	0	0	5
Presque Isle PD	8,918	13	3	1.8	2	3	21
Ashland PD	1,206	4	0	3.3	0	0	4
Limestone PD	2,200	3	0	1.4	0	0	3
Washburn PD	1,533	3	0	2.0	0	0	3
Aroostook County Total:	64,802	76	8	17	8	14	106
Cumberland SO	54,711	56	6	1.1	7	4	73
Brunswick PD	20,510	29	3	1.6	0	6	38
Cape Elizabeth PD	9,352	12	0	1.3	1	0	13
Falmouth PD	12,378	19	1	1.6	4	5	29
Gorham PD	17,818	21	1	1.2	1	2	25
Portland PD	66,458	133	13	2.2	18	39	203
South Portland PD	25,686	41	8	1.9	3	5	57
Scarborough PD	20,542	33	4	1.8	10	10	57
Westbrook PD	19,166	35	5	2.1	0	5	45
Bridgton PD	5,388	8	0	1.5	0	1	9
Cumberland PD	8,295	12	1	1.6	1	1	15
Freeport PD	8,593	15	1	1.9	0	2	18
Yarmouth PD	8,540	12	1	1.5	0	1	14
Windham PD	18,627	27	2	1.6	0	2	31
Univ. Maine - Gorham	0	7	1	0.0	3	4	15
Cumberland County Total:	296,064	460	47	23	48	87	642
Franklin SO	11,860	15	0	1.3	0	1	16
Farmington PD	7,603	9	0	1.2	0	1	10
Jay PD	4,586	8	0	1.7	0	1	9
Wilton PD	3,924	3	1	1.0	0	0	4
Rangeley PD	1,143	2	0	1.7	0	0	2
Univ. Maine - Farmington	0	5	0	0.0	0	1	6
Carrabassett Valley PD	777	1	0	1.3	0	0	1

AGENCY	POPULATION	Sworn Law Enforcement		Officers/1000	Civilian Personnel		TOTAL
		M	F		M	F	
Franklin County Total:	29,893	43	1	8	0	4	48
Hancock SO	30,298	21	1	0.7	0	2	24
Bar Harbor PD	7,682	18	1	2.5	6	3	28
Ellsworth PD	8,088	19	1	2.5	0	3	23
Bucksport PD	4,926	9	1	2.0	1	3	14
Southwest Harbor PD	1,795	5	0	2.8	2	2	9
Gouldsboro PD	1,745	2	0	1.1	0	0	2
Winter Harbor PD	513	1	0	1.9	0	0	1
Hancock County Total:	55,047	75	4	14	9	13	101
Kennebec SO	51,738	26	1	0.5	1	2	30
Augusta PD	18,629	41	3	2.4	8	5	57
Gardiner PD	5,645	9	1	1.8	0	1	11
Hallowell PD	2,371	4	1	2.1	0	0	5
Waterville PD	16,765	27	3	1.8	1	9	40
Oakland PD	6,296	9	0	1.4	0	1	10
Monmouth PD	4,131	3	1	1.0	0	0	4
Winslow PD	7,598	10	1	1.4	0	1	12
Winthrop PD	5,979	7	1	1.3	1	4	13
Capitol Police	0	12	0	0.0	4	3	19
Fire Marshals Office	0	5	1	0.0	27	6	39
Clinton PD	3,329	3	0	0.9	0	0	3
Kennebec County Total:	122,481	156	13	15	42	32	243
Knox SO	21,809	23	0	1.1	0	1	24
Camden PD	4,823	10	1	2.3	2	0	13
Rockland PD	7,128	14	1	2.1	1	1	17
Thomaston PD	2,767	5	1	2.2	0	0	6
Rockport PD	3,378	4	1	1.5	0	0	5
Knox County Total:	39,905	56	4	9.2	3	2	65
Lincoln SO	21,356	19	1	0.9	0	2	22
Boothbay Harbor PD	2,204	4	1	2.3	0	1	6
Damariscotta PD	2,151	5	0	2.3	0	1	6
Waldoboro PD	5,041	6	0	1.2	0	0	6
Wiscasset PD	3,697	4	0	1.1	0	1	5
Knox County Total:	114,259	150	10	26.2	6	9	175
Oxford SO	29,456	31	0	1.1	1	2	34
Rumford PD	5,670	13	0	2.3	0	2	15
Mexico PD	2,605	4	0	1.5	0	0	4
Norway PD	4,979	7	2	1.8	0	1	10
Paris PD	5,112	6	2	1.6	0	1	9
Fryeburg PD	3,398	3	0	0.9	0	0	3
Oxford PD	4,100	9	0	2.2	0	1	10
Oxford County Total:	55,320	73	4	11	1	7	85
Penobscot SO	61,005	40	0	0.7	0	5	45
Bangor PD	31,872	72	9	2.5	4	8	93
Brewer PD	9,000	18	3	2.3	0	2	23
Dexter PD	3,671	6	0	1.6	0	0	6
Lincoln PD	4,886	7	2	1.8	1	1	11
Old Town PD	7,413	10	4	1.9	0	1	15

AGENCY	POPULATION	Sworn Law Enforcement			Civilian Personnel		
		M	F	Officers/1000	M	F	TOTAL
Orono PD	10,722	9	3	1.1	0	1	13
Hampden PD	7,352	11	1	1.6	0	0	12
East Millinocket PD	2,919	8	1	3.1	0	0	9
Newport PD	3,269	5	1	1.8	0	0	6
Veazie PD	1,814	3	1	2.2	0	0	4
Univ. Maine - Orono	0	10	1	0.0	5	3	19
Holden PD	3,081	6	0	1.9	0	0	6
Penobscot County Total:	147,004	205	26	23	10	21	262
Piscataquis SO	8,865	9	0	1.0	0	1	10
Dover-Foxcroft PD	4,033	6	0	1.5	0	0	6
Milo PD	2,270	3	0	1.3	1	0	4
Greenville PD	1,595	3	0	1.9	0	0	3
Piscataquis County Total:	16,763	21	0	6	1	1	23
Sagadahoc SO	12,930	19	0	1.5	0	2	21
Bath PD	8,309	17	1	2.2	1	4	23
Topsham PD	8,863	12	3	1.7	1	1	17
Richmond PD	3,440	6	0	1.7	0	0	6
Phippsburg PD	2,259	1	0	0.4	0	0	1
Sagadahoc County Total:	35,801	55	4	8	2	7	68
Somerset SO	31,810	24	2	0.8	0	4	30
Fairfield PD	6,534	10	1	1.7	0	0	11
Skowhegan PD	8,214	13	3	1.9	0	2	18
Pittsfield PD	3,999	7	0	1.8	1	0	8
Somerset County Total:	50,557	54	6	6	1	6	67
Waldo SO	30,001	21	1	0.7	0	2	24
Belfast PD	6,720	15	1	2.4	0	1	17
Searsport PD	2,648	4	0	1.5	0	0	4
Islesboro PD	565	1	0	1.8	0	0	1
Waldo County Total:	39,934	41	2	6	0	3	46
Washington SO	22,453	14	2	0.7	1	1	18
Calais PD	2,973	3	0	1.0	0	0	3
Eastport PD	1,251	2	0	1.6	0	0	2
Machias PD	2,055	0	0	0.0	0	0	0
Baileyville PD	1,442	4	0	2.8	0	0	4
Milbridge PD	1,255	1	0	0.8	0	0	1
Washington County Total:	31,429	24	2	7	1	1	28
York SO	51,106	26	1	0.5	0	2	29
Biddeford PD	21,545	49	6	2.6	12	14	81
Kittery PD	9,890	22	1	2.3	1	5	29
Old Orchard Beach PD	8,946	20	2	2.5	0	2	24
Saco PD	19,908	27	6	1.7	7	6	46
Sanford PD	21,233	34	4	1.8	0	4	42
Berwick PD	7,860	10	0	1.3	0	1	11
Eliot PD	6,817	7	0	1.0	0	1	8
Kennebunk PD	11,622	18	5	2.0	1	1	25
Kennebunkport PD	3,660	14	0	3.8	2	3	19
North Berwick PD	4,731	7	1	1.7	0	1	9
Ogunquit PD	931	10	1	11.8	0	1	12
South Berwick PD	7,564	10	0	1.3	0	1	11

AGENCY	POPULATION	Sworn Law Enforcement			Civilian Personnel		TOTAL
		M	F	Officers/1000	M	F	
Wells PD	10,670	22	2	2.2	4	5	33
York PD	13,231	22	3	1.9	6	5	36
Buxton PD	8,345	6	2	1.0	3	3	14
York County Total:	208,059	304	34	39	36	55	429
Maine State Police	0	280	31	0.0	64	90	465
Maine Drug Enforcement	0	1	0	0.0	0	2	3
Statewide Total:	0	281	31	0	64	92	468
Totals:	1,375,439	2,198	205	2.2	239	370	3,012

Androscoggin SO - ME0010000 - NIBRS Agency Crime Overview - 2021

2021 Population Estimate	30,290	Offenses (*)		Arrests (**)		
		Reported	Cleared	Adult	Juvenile	
Offense Overview		Group A Offenses				
		Crimes Against Persons				
Offense Total	451	Murder and Nonnegligent Manslaughter	0	0	0	0
Number Cleared	150	Negligent Manslaughter	0	0	0	0
Percent Cleared	33.26 %	Kidnapping/Abduction	0	0	0	0
Group A Crimes per 100,000 population	1,488.9	Rape	13	3	2	0
		Sodomy	0	0	0	0
		Sexual Assault With An Object	0	0	0	0
		Fondling	8	2	1	0
		Incest	0	0	0	0
		Statutory Rape	0	0	0	0
Arrest Overview		Aggravated Assault	6	4	4	0
Total Arrests	354	Simple Assault	91	57	52	1
Adult Arrests	344	Intimidation	52	17	12	0
Juvenile Arrests	10	Human Trafficking, Commercial Sex Acts	0	0	0	0
Unknown Age	0	Human Trafficking, Involuntary Servitude	0	0	0	0
Arrests per 100,000 population	1,168.7	Crimes Against Property				
		Arson	0	0	0	0
		Bribery	0	0	0	0
		Burglary/Breaking & Entering	21	3	1	0
		Counterfeiting/Forgery	5	1	0	0
		Destruction/Damage/Vandalism of Property	72	18	11	0
		Embezzlement	0	0	0	0
		Extortion/Blackmail	0	0	0	0
		False Pretenses/Swindle/Confidence Game	35	3	1	0
		Credit Card/Automated Teller Machine Fraud	2	0	0	0
		Impersonation	0	0	0	0
		Welfare Fraud	0	0	0	0
		Wire Fraud	0	0	0	0
		Identity Theft	0	0	0	0
		Hacking/Computer Invasion	0	0	0	0
		Robbery	1	1	2	0
		Pocket-picking	0	0	0	0
		Purse-snatching	0	0	0	0
		Shoplifting	0	0	0	0
		Theft From Building	0	0	0	0
		Theft From Coin Operated Machine or Device	0	0	0	0
		Theft From Motor Vehicle	5	1	1	0
		Theft of Motor Vehicle Parts/Accessories	0	0	0	0
		All Other Larceny	98	13	8	4
		Motor Vehicle Theft	9	1	1	0
		Stolen Property Offenses	1	1	1	0
		Crimes Against Society				
		Drug/Narcotic Violations	23	19	14	1
		Drug Equipment Violations	4	3	2	0
		Betting/Wagering	0	0	0	0
		Operating/Promoting/Assisting Gambling	0	0	0	0
		Gambling Equipment Violations	0	0	0	0
		Sports Tampering	0	0	0	0
		Pornography/Obscene Material	1	0	0	0
		Prostitution	0	0	0	0
		Assisting or Promoting Prostitution	0	0	0	0
		Purchasing Prostitution	0	0	0	0
		Weapon Law Violations	4	3	2	0
		Animal Cruelty	0	0	0	0
		Total Group A Offenses	451	150	115	6
Group B Arrests						
Offense	Adult	Juvenile				
Bad Checks	0	0	Extortion/Blackmail	0	0	0
Curfew/Loitering/Vagrancy Violations	0	0	False Pretenses/Swindle/Confidence Game	35	3	1
Disorderly Conduct	8	1	Credit Card/Automated Teller Machine Fraud	2	0	0
Driving Under the Influence	81	0	Impersonation	0	0	0
Drunkenness	0	0	Welfare Fraud	0	0	0
Family Offenses (Nonviolent)	0	0	Wire Fraud	0	0	0
Liquor Law Violations	2	1	Identity Theft	0	0	0
Peeping Tom	0	0	Hacking/Computer Invasion	0	0	0
Trespass of Real Property	7	0	Robbery	1	1	2
All Other Offenses	131	2	Pocket-picking	0	0	0
Total Group B	229	4	Purse-snatching	0	0	0
			Shoplifting	0	0	0
			Theft From Building	0	0	0
			Theft From Coin Operated Machine or Device	0	0	0
			Theft From Motor Vehicle	5	1	1
			Theft of Motor Vehicle Parts/Accessories	0	0	0
			All Other Larceny	98	13	8
			Motor Vehicle Theft	9	1	1
			Stolen Property Offenses	1	1	1
			Crimes Against Society			
			Drug/Narcotic Violations	23	19	14
			Drug Equipment Violations	4	3	2
			Betting/Wagering	0	0	0
			Operating/Promoting/Assisting Gambling	0	0	0
			Gambling Equipment Violations	0	0	0
			Sports Tampering	0	0	0
			Pornography/Obscene Material	1	0	0
			Prostitution	0	0	0
			Assisting or Promoting Prostitution	0	0	0
			Purchasing Prostitution	0	0	0
			Weapon Law Violations	4	3	2
			Animal Cruelty	0	0	0
			Total Group A Offenses	451	150	115
						6

(*) Offenses are counted using the FBI Units of Count for Crime

(**) The 'Arrests' column shows arrests made for incidents during the selected period, regardless of arrest date. Arrest counts for the same period may change over time.

Aroostook SO - ME0020000 - NIBRS Agency Crime Overview - 2021

2021 Population Estimate	29,520	Offenses (*)		Arrests (**)	
		Reported	Cleared	Adult	Juvenile
Offense Overview		Group A Offenses			
Offense Total	399	Crimes Against Persons			
Number Cleared	165	Murder and Nonnegligent Manslaughter			
Percent Cleared	41.35 %	Negligent Manslaughter			
Group A Crimes per 100,000 population	1,351.6	Kidnapping/Abduction			
		Rape			
		Sodomy			
		Sexual Assault With An Object			
		Fondling			
		Incest			
		Statutory Rape			
Arrest Overview		Crimes Against Property			
Total Arrests	273	Arson			
Adult Arrests	263	Bribery			
Juvenile Arrests	10	Burglary/Breaking & Entering			
Unknown Age	0	Counterfeiting/Forgery			
Arrests per 100,000 population	924.8	Destruction/Damage/Vandalism of Property			
		Embezzlement			
		Extortion/Blackmail			
		False Pretenses/Swindle/Confidence Game			
		Credit Card/Automated Teller Machine Fraud			
		Impersonation			
		Welfare Fraud			
		Wire Fraud			
		Identity Theft			
		Hacking/Computer Invasion			
		Robbery			
		Pocket-picking			
		Purse-snatching			
		Shoplifting			
		Theft From Building			
		Theft From Coin Operated Machine or Device			
		Theft From Motor Vehicle			
		Theft of Motor Vehicle Parts/Accessories			
		All Other Larceny			
		Motor Vehicle Theft			
		Stolen Property Offenses			
		Crimes Against Society			
		Drug/Narcotic Violations			
		Drug Equipment Violations			
		Betting/Wagering			
		Operating/Promoting/Assisting Gambling			
		Gambling Equipment Violations			
		Sports Tampering			
		Pornography/Obscene Material			
		Prostitution			
		Assisting or Promoting Prostitution			
		Purchasing Prostitution			
		Weapon Law Violations			
		Animal Cruelty			
		Total Group A Offenses			
Group B Arrests					
Offense	Adult	Juvenile			
Bad Checks	0	0			
Curfew/Loitering/Vagrancy Violations	0	0			
Disorderly Conduct	2	0			
Driving Under the Influence	8	0			
Drunkenness	0	0			
Family Offenses (Nonviolent)	0	0			
Liquor Law Violations	0	0			
Peeping Tom	0	0			
Trespass of Real Property	5	0			
All Other Offenses	129	4			
Total Group B	144	4			

(*) Offenses are counted using the FBI Units of Count for Crime

(**) The 'Arrests' column shows arrests made for incidents during the selected period, regardless of arrest date. Arrest counts for the same period may change over time.

Ashland PD - ME0020800 - NIBRS Agency Crime Overview - 2021

2021 Population Estimate	1,206	Offenses (*)		Arrests (**)		
		Reported	Cleared	Adult	Juvenile	
Offense Overview		Group A Offenses				
		Crimes Against Persons				
Offense Total	6	Murder and Nonnegligent Manslaughter	0	0	0	0
Number Cleared	0	Negligent Manslaughter	0	0	0	0
Percent Cleared	0.00 %	Kidnapping/Abduction	0	0	0	0
Group A Crimes per 100,000 population	497.5	Rape	0	0	0	0
		Sodomy	0	0	0	0
		Sexual Assault With An Object	0	0	0	0
		Fondling	0	0	0	0
		Incest	0	0	0	0
		Statutory Rape	1	0	0	0
Arrest Overview		Aggravated Assault	2	0	0	0
Total Arrests	1	Simple Assault	0	0	0	0
Adult Arrests	1	Intimidation	1	0	0	0
Juvenile Arrests	0	Human Trafficking, Commercial Sex Acts	0	0	0	0
Unknown Age	0	Human Trafficking, Involuntary Servitude	0	0	0	0
Arrests per 100,000 population	82.9	Crimes Against Property				
		Arson	0	0	0	0
		Bribery	0	0	0	0
		Burglary/Breaking & Entering	0	0	0	0
		Counterfeiting/Forgery	0	0	0	0
		Destruction/Damage/Vandalism of Property	0	0	0	0
		Embezzlement	0	0	0	0
		Extortion/Blackmail	0	0	0	0
		False Pretenses/Swindle/Confidence Game	0	0	0	0
		Credit Card/Automated Teller Machine Fraud	0	0	0	0
		Impersonation	0	0	0	0
		Welfare Fraud	0	0	0	0
		Wire Fraud	0	0	0	0
		Identity Theft	0	0	0	0
		Hacking/Computer Invasion	0	0	0	0
		Robbery	0	0	0	0
		Pocket-picking	0	0	0	0
		Purse-snatching	0	0	0	0
		Shoplifting	0	0	0	0
		Theft From Building	0	0	0	0
		Theft From Coin Operated Machine or Device	0	0	0	0
		Theft From Motor Vehicle	0	0	0	0
		Theft of Motor Vehicle Parts/Accessories	0	0	0	0
		All Other Larceny	2	0	0	0
		Motor Vehicle Theft	0	0	0	0
		Stolen Property Offenses	0	0	0	0
		Crimes Against Society				
		Drug/Narcotic Violations	0	0	0	0
		Drug Equipment Violations	0	0	0	0
		Betting/Wagering	0	0	0	0
		Operating/Promoting/Assisting Gambling	0	0	0	0
		Gambling Equipment Violations	0	0	0	0
		Sports Tampering	0	0	0	0
		Pornography/Obscene Material	0	0	0	0
		Prostitution	0	0	0	0
		Assisting or Promoting Prostitution	0	0	0	0
		Purchasing Prostitution	0	0	0	0
		Weapon Law Violations	0	0	0	0
		Animal Cruelty	0	0	0	0
		Total Group A Offenses	6	0	0	0
Group B Arrests						
Offense	Adult	Juvenile				
Bad Checks	0	0	Extortion/Blackmail	0	0	0
Curfew/Loitering/Vagrancy Violations	0	0	False Pretenses/Swindle/Confidence Game	0	0	0
Disorderly Conduct	0	0	Credit Card/Automated Teller Machine Fraud	0	0	0
Driving Under the Influence	1	0	Impersonation	0	0	0
Drunkenness	0	0	Welfare Fraud	0	0	0
Family Offenses (Nonviolent)	0	0	Wire Fraud	0	0	0
Liquor Law Violations	0	0	Identity Theft	0	0	0
Peeping Tom	0	0	Hacking/Computer Invasion	0	0	0
Trespass of Real Property	0	0	Robbery	0	0	0
All Other Offenses	0	0	Pocket-picking	0	0	0
Total Group B	1	0	Purse-snatching	0	0	0
			Shoplifting	0	0	0
			Theft From Building	0	0	0
			Theft From Coin Operated Machine or Device	0	0	0
			Theft From Motor Vehicle	0	0	0
			Theft of Motor Vehicle Parts/Accessories	0	0	0
			All Other Larceny	2	0	0
			Motor Vehicle Theft	0	0	0
			Stolen Property Offenses	0	0	0
			Crimes Against Society			
			Drug/Narcotic Violations	0	0	0
			Drug Equipment Violations	0	0	0
			Betting/Wagering	0	0	0
			Operating/Promoting/Assisting Gambling	0	0	0
			Gambling Equipment Violations	0	0	0
			Sports Tampering	0	0	0
			Pornography/Obscene Material	0	0	0
			Prostitution	0	0	0
			Assisting or Promoting Prostitution	0	0	0
			Purchasing Prostitution	0	0	0
			Weapon Law Violations	0	0	0
			Animal Cruelty	0	0	0
			Total Group A Offenses	6	0	0

(*) Offenses are counted using the FBI Units of Count for Crime

(**) The 'Arrests' column shows arrests made for incidents during the selected period, regardless of arrest date. Arrest counts for the same period may change over time.

Auburn PD - ME0010100 - NIBRS Agency Crime Overview - 2021

2021 Population Estimate	23,446	Offenses (*)		Arrests (**)	
		Reported	Cleared	Adult	Juvenile
Offense Overview		Group A Offenses			
Offense Total	1,417	Crimes Against Persons			
Number Cleared	730	Murder and Nonnegligent Manslaughter			
Percent Cleared	51.52 %	Negligent Manslaughter			
Group A Crimes per 100,000 population	6,043.7	Kidnapping/Abduction			
		Rape			
		Sodomy			
		Sexual Assault With An Object			
		Fondling			
		Incest			
		Statutory Rape			
Arrest Overview		Crimes Against Property			
Total Arrests	956	Arson			
Adult Arrests	859	Bribery			
Juvenile Arrests	97	Burglary/Breaking & Entering			
Unknown Age	0	Counterfeiting/Forgery			
Arrests per 100,000 population	4,077.5	Destruction/Damage/Vandalism of Property			
		Embezzlement			
		Extortion/Blackmail			
		False Pretenses/Swindle/Confidence Game			
		Credit Card/Automated Teller Machine Fraud			
		Impersonation			
		Welfare Fraud			
		Wire Fraud			
		Identity Theft			
		Hacking/Computer Invasion			
		Robbery			
		Pocket-picking			
		Purse-snatching			
		Shoplifting			
		Theft From Building			
		Theft From Coin Operated Machine or Device			
		Theft From Motor Vehicle			
		Theft of Motor Vehicle Parts/Accessories			
		All Other Larceny			
		Motor Vehicle Theft			
		Stolen Property Offenses			
		Crimes Against Society			
		Drug/Narcotic Violations			
		Drug Equipment Violations			
		Betting/Wagering			
		Operating/Promoting/Assisting Gambling			
		Gambling Equipment Violations			
		Sports Tampering			
		Pornography/Obscene Material			
		Prostitution			
		Assisting or Promoting Prostitution			
		Purchasing Prostitution			
		Weapon Law Violations			
		Animal Cruelty			
		Total Group A Offenses			
Group B Arrests					
Offense	Adult	Juvenile			
Bad Checks	0	0			
Curfew/Loitering/Vagrancy Violations	1	2			
Disorderly Conduct	15	2			
Driving Under the Influence	69	0			
Drunkenness	0	0			
Family Offenses (Nonviolent)	3	0			
Liquor Law Violations	15	2			
Peeping Tom	0	0			
Trespass of Real Property	30	4			
All Other Offenses	240	14			
Total Group B	373	24			

(*) Offenses are counted using the FBI Units of Count for Crime

(**) The 'Arrests' column shows arrests made for incidents during the selected period, regardless of arrest date. Arrest counts for the same period may change over time.

Augusta PD - ME0060100 - NIBRS Agency Crime Overview - 2021

2021 Population Estimate	18,713	Offenses (*)		Arrests (**)		
		Reported	Cleared	Adult	Juvenile	
Offense Overview		Group A Offenses				
Offense Total	1,913	Crimes Against Persons				
Number Cleared	745	Murder and Nonnegligent Manslaughter	0	0	0	0
Percent Cleared	38.94 %	Negligent Manslaughter	0	0	0	0
Group A Crimes per 100,000 population	10,222.8	Kidnapping/Abduction	1	1	0	0
		Rape	15	7	0	0
		Sodomy	3	1	0	0
		Sexual Assault With An Object	0	0	0	0
		Fondling	8	3	0	1
		Incest	2	1	0	0
		Statutory Rape	2	1	0	0
Arrest Overview		Aggravated Assault	29	25	15	1
Total Arrests	830	Simple Assault	439	214	110	6
Adult Arrests	785	Intimidation	190	69	27	0
Juvenile Arrests	45	Human Trafficking, Commercial Sex Acts	1	0	0	0
Unknown Age	0	Human Trafficking, Involuntary Servitude	0	0	0	0
Arrests per 100,000 population	4,435.4	Crimes Against Property				
		Arson	1	1	0	0
		Bribery	0	0	0	0
		Burglary/Breaking & Entering	64	17	10	1
		Counterfeiting/Forgery	17	7	2	0
		Destruction/Damage/Vandalism of Property	297	81	29	4
		Embezzlement	7	4	4	0
		Extortion/Blackmail	4	0	0	0
		False Pretenses/Swindle/Confidence Game	84	24	17	1
		Credit Card/Automated Teller Machine Fraud	26	2	2	0
		Impersonation	1	0	0	0
		Welfare Fraud	0	0	0	0
		Wire Fraud	2	1	0	0
		Identity Theft	10	0	0	0
		Hacking/Computer Invasion	0	0	0	0
		Robbery	11	5	1	1
		Pocket-picking	3	0	0	0
		Purse-snatching	1	0	0	0
		Shoplifting	147	86	72	9
		Theft From Building	153	19	5	0
		Theft From Coin Operated Machine or Device	0	0	0	0
		Theft From Motor Vehicle	65	1	0	0
		Theft of Motor Vehicle Parts/Accessories	13	0	0	0
		All Other Larceny	105	15	9	0
		Motor Vehicle Theft	34	17	9	1
		Stolen Property Offenses	1	1	0	0
		Crimes Against Society				
		Drug/Narcotic Violations	96	81	50	5
		Drug Equipment Violations	56	48	3	1
		Betting/Wagering	0	0	0	0
		Operating/Promoting/Assisting Gambling	0	0	0	0
		Gambling Equipment Violations	0	0	0	0
		Sports Tampering	0	0	0	0
		Pornography/Obscene Material	8	2	1	0
		Prostitution	1	0	0	0
		Assisting or Promoting Prostitution	0	0	0	0
		Purchasing Prostitution	0	0	0	0
		Weapon Law Violations	14	10	3	0
		Animal Cruelty	2	1	0	0
		Total Group A Offenses	1,913	745	369	31
Group B Arrests						
Offense	Adult	Juvenile				
Bad Checks	0	0				
Curfew/Loitering/Vagrancy Violations	0	0				
Disorderly Conduct	27	0				
Driving Under the Influence	88	1				
Drunkenness	3	0				
Family Offenses (Nonviolent)	12	0				
Liquor Law Violations	8	10				
Peeping Tom	0	0				
Trespass of Real Property	50	0				
All Other Offenses	228	3				
Total Group B	416	14				

(*) Offenses are counted using the FBI Units of Count for Crime

(**) The 'Arrests' column shows arrests made for incidents during the selected period, regardless of arrest date. Arrest counts for the same period may change over time.

Baileyville PD - ME0150900 - NIBRS Agency Crime Overview - 2021

2021 Population Estimate	1,450	Offenses (*)		Arrests (**)		
		Reported	Cleared	Adult	Juvenile	
Offense Overview		Group A Offenses				
		Crimes Against Persons				
Offense Total	23	Murder and Nonnegligent Manslaughter	0	0	0	0
Number Cleared	8	Negligent Manslaughter	0	0	0	0
Percent Cleared	34.78 %	Kidnapping/Abduction	0	0	0	0
Group A Crimes per 100,000 population	1,586.2	Rape	1	1	0	0
		Sodomy	0	0	0	0
		Sexual Assault With An Object	0	0	0	0
		Fondling	0	0	0	0
		Incest	0	0	0	0
		Statutory Rape	0	0	0	0
Arrest Overview		Aggravated Assault	2	0	0	0
Total Arrests	16	Simple Assault	10	4	2	0
Adult Arrests	16	Intimidation	0	0	0	0
Juvenile Arrests	0	Human Trafficking, Commercial Sex Acts	0	0	0	0
Unknown Age	0	Human Trafficking, Involuntary Servitude	0	0	0	0
Arrests per 100,000 population	1,103.4	Crimes Against Property				
		Arson	0	0	0	0
		Bribery	0	0	0	0
		Burglary/Breaking & Entering	2	0	0	0
		Counterfeiting/Forgery	0	0	0	0
		Destruction/Damage/Vandalism of Property	1	0	0	0
		Embezzlement	0	0	0	0
		Extortion/Blackmail	0	0	0	0
		False Pretenses/Swindle/Confidence Game	0	0	0	0
		Credit Card/Automated Teller Machine Fraud	0	0	0	0
		Impersonation	0	0	0	0
		Welfare Fraud	0	0	0	0
		Wire Fraud	0	0	0	0
		Identity Theft	0	0	0	0
		Hacking/Computer Invasion	0	0	0	0
		Robbery	0	0	0	0
		Pocket-picking	0	0	0	0
		Purse-snatching	0	0	0	0
		Shoplifting	0	0	0	0
		Theft From Building	0	0	0	0
		Theft From Coin Operated Machine or Device	0	0	0	0
		Theft From Motor Vehicle	0	0	0	0
		Theft of Motor Vehicle Parts/Accessories	1	0	0	0
		All Other Larceny	0	0	0	0
		Motor Vehicle Theft	0	0	0	0
		Stolen Property Offenses	0	0	0	0
		Crimes Against Society				
		Drug/Narcotic Violations	5	3	3	0
		Drug Equipment Violations	0	0	0	0
		Betting/Wagering	0	0	0	0
		Operating/Promoting/Assisting Gambling	0	0	0	0
		Gambling Equipment Violations	0	0	0	0
		Sports Tampering	0	0	0	0
		Pornography/Obscene Material	0	0	0	0
		Prostitution	0	0	0	0
		Assisting or Promoting Prostitution	0	0	0	0
		Purchasing Prostitution	0	0	0	0
		Weapon Law Violations	0	0	0	0
		Animal Cruelty	1	0	0	0
		Total Group A Offenses	23	8	5	0
Group B Arrests						
Offense	Adult	Juvenile				
Bad Checks	0	0				
Curfew/Loitering/Vagrancy Violations	0	0				
Disorderly Conduct	0	0				
Driving Under the Influence	3	0				
Drunkenness	0	0				
Family Offenses (Nonviolent)	0	0				
Liquor Law Violations	0	0				
Peeping Tom	0	0				
Trespass of Real Property	0	0				
All Other Offenses	8	0				
Total Group B	11	0				

(*) Offenses are counted using the FBI Units of Count for Crime

(**) The 'Arrests' column shows arrests made for incidents during the selected period, regardless of arrest date. Arrest counts for the same period may change over time.

Bangor PD - ME0100100 - NIBRS Agency Crime Overview - 2021

2021 Population Estimate	31,898	Offenses (*)		Arrests (**)	
		Reported	Cleared	Adult	Juvenile
Offense Overview		Group A Offenses			
Offense Total	3,168	Crimes Against Persons			
Number Cleared	1,185	Murder and Nonnegligent Manslaughter			
Percent Cleared	37.41 %	Negligent Manslaughter			
Group A Crimes per 100,000 population	9,931.7	Kidnapping/Abduction			
		Rape			
		Sodomy			
		Sexual Assault With An Object			
		Fondling			
		Incest			
		Statutory Rape			
Arrest Overview		Crimes Against Property			
Total Arrests	1,735	Arson			
Adult Arrests	1,699	Bribery			
Juvenile Arrests	36	Burglary/Breaking & Entering			
Unknown Age	0	Counterfeiting/Forgery			
Arrests per 100,000 population	5,439.2	Destruction/Damage/Vandalism of Property			
		Embezzlement			
		Extortion/Blackmail			
		False Pretenses/Swindle/Confidence Game			
		Credit Card/Automated Teller Machine Fraud			
		Impersonation			
		Welfare Fraud			
		Wire Fraud			
		Identity Theft			
		Hacking/Computer Invasion			
		Robbery			
		Pocket-picking			
		Purse-snatching			
		Shoplifting			
		Theft From Building			
		Theft From Coin Operated Machine or Device			
		Theft From Motor Vehicle			
		Theft of Motor Vehicle Parts/Accessories			
		All Other Larceny			
		Motor Vehicle Theft			
		Stolen Property Offenses			
		Crimes Against Society			
		Drug/Narcotic Violations			
		Drug Equipment Violations			
		Betting/Wagering			
		Operating/Promoting/Assisting Gambling			
		Gambling Equipment Violations			
		Sports Tampering			
		Pornography/Obscene Material			
		Prostitution			
		Assisting or Promoting Prostitution			
		Purchasing Prostitution			
		Weapon Law Violations			
		Animal Cruelty			
		Total Group A Offenses			
Group B Arrests					
Offense	Adult	Juvenile			
Bad Checks	1	0			
Curfew/Loitering/Vagrancy Violations	0	0			
Disorderly Conduct	81	2			
Driving Under the Influence	103	0			
Drunkenness	0	0			
Family Offenses (Nonviolent)	8	0			
Liquor Law Violations	5	0			
Peeping Tom	0	0			
Trespass of Real Property	186	0			
All Other Offenses	326	0			
Total Group B	710	2			
			3,168	1,185	989 34

(*) Offenses are counted using the FBI Units of Count for Crime

(**) The 'Arrests' column shows arrests made for incidents during the selected period, regardless of arrest date. Arrest counts for the same period may change over time.

This report is valid as of September 30, 2022 and is subject to change

Bar Harbor PD - ME0050100 - NIBRS Agency Crime Overview - 2021

2021 Population Estimate	7,752	Offenses (*)		Arrests (**)		
		Reported	Cleared	Adult	Juvenile	
Offense Overview		Group A Offenses				
		Crimes Against Persons				
Offense Total	125	Murder and Nonnegligent Manslaughter	0	0	0	0
Number Cleared	61	Negligent Manslaughter	0	0	0	0
Percent Cleared	48.80 %	Kidnapping/Abduction	0	0	0	0
Group A Crimes per 100,000 population	1,612.5	Rape	6	2	1	0
		Sodomy	0	0	0	0
		Sexual Assault With An Object	0	0	0	0
		Fondling	2	1	0	0
		Incest	0	0	0	0
		Statutory Rape	0	0	0	0
Arrest Overview		Aggravated Assault	5	5	3	0
Total Arrests	95	Simple Assault	19	13	13	0
Adult Arrests	95	Intimidation	25	19	6	0
Juvenile Arrests	0	Human Trafficking, Commercial Sex Acts	0	0	0	0
Unknown Age	0	Human Trafficking, Involuntary Servitude	0	0	0	0
Arrests per 100,000 population	1,225.5	Crimes Against Property				
		Arson	0	0	0	0
		Bribery	0	0	0	0
		Burglary/Breaking & Entering	0	0	0	0
		Counterfeiting/Forgery	0	0	0	0
		Destruction/Damage/Vandalism of Property	22	10	5	0
		Embezzlement	0	0	0	0
		Extortion/Blackmail	0	0	0	0
		False Pretenses/Swindle/Confidence Game	3	0	0	0
		Credit Card/Automated Teller Machine Fraud	0	0	0	0
		Impersonation	0	0	0	0
		Welfare Fraud	0	0	0	0
		Wire Fraud	2	0	0	0
		Identity Theft	0	0	0	0
		Hacking/Computer Invasion	0	0	0	0
		Robbery	0	0	0	0
		Pocket-picking	0	0	0	0
		Purse-snatching	0	0	0	0
		Shoplifting	0	0	0	0
		Theft From Building	3	1	0	0
		Theft From Coin Operated Machine or Device	0	0	0	0
		Theft From Motor Vehicle	1	0	0	0
		Theft of Motor Vehicle Parts/Accessories	0	0	0	0
		All Other Larceny	26	2	0	0
		Motor Vehicle Theft	1	1	1	0
		Stolen Property Offenses	0	0	0	0
		Crimes Against Society				
		Drug/Narcotic Violations	4	2	2	0
		Drug Equipment Violations	0	0	0	0
		Betting/Wagering	0	0	0	0
		Operating/Promoting/Assisting Gambling	0	0	0	0
		Gambling Equipment Violations	0	0	0	0
		Sports Tampering	0	0	0	0
		Pornography/Obscene Material	6	5	4	0
		Prostitution	0	0	0	0
		Assisting or Promoting Prostitution	0	0	0	0
		Purchasing Prostitution	0	0	0	0
		Weapon Law Violations	0	0	0	0
		Animal Cruelty	0	0	0	0
		Total Group A Offenses	125	61	35	0
Group B Arrests						
Offense	Adult	Juvenile				
Bad Checks	0	0				
Curfew/Loitering/Vagrancy Violations	0	0				
Disorderly Conduct	1	0				
Driving Under the Influence	37	0				
Drunkenness	0	0				
Family Offenses (Nonviolent)	0	0				
Liquor Law Violations	3	0				
Peeping Tom	0	0				
Trespass of Real Property	3	0				
All Other Offenses	16	0				
Total Group B	60	0				

(*) Offenses are counted using the FBI Units of Count for Crime

(**) The 'Arrests' column shows arrests made for incidents during the selected period, regardless of arrest date. Arrest counts for the same period may change over time.

Bath PD - ME0120100 - NIBRS Agency Crime Overview - 2021

2021 Population Estimate	8,320	Offenses (*)		Arrests (**)		
		Reported	Cleared	Adult	Juvenile	
Offense Overview		Group A Offenses				
		Crimes Against Persons				
Offense Total	285	Murder and Nonnegligent Manslaughter	0	0	0	0
Number Cleared	73	Negligent Manslaughter	0	0	0	0
Percent Cleared	25.61 %	Kidnapping/Abduction	0	0	0	0
Group A Crimes per 100,000 population	3,425.5	Rape	1	1	0	0
		Sodomy	0	0	0	0
		Sexual Assault With An Object	0	0	0	0
		Fondling	0	0	0	0
		Incest	0	0	0	0
		Statutory Rape	0	0	0	0
Arrest Overview		Aggravated Assault	8	8	9	0
Total Arrests	148	Simple Assault	41	22	19	0
Adult Arrests	140	Intimidation	75	13	9	0
Juvenile Arrests	8	Human Trafficking, Commercial Sex Acts	0	0	0	0
Unknown Age	0	Human Trafficking, Involuntary Servitude	0	0	0	0
Arrests per 100,000 population	1,778.8	Crimes Against Property				
		Arson	0	0	0	0
		Bribery	0	0	0	0
		Burglary/Breaking & Entering	2	1	0	0
		Counterfeiting/Forgery	1	1	1	0
		Destruction/Damage/Vandalism of Property	55	14	6	1
		Embezzlement	0	0	0	0
		Extortion/Blackmail	0	0	0	0
		False Pretenses/Swindle/Confidence Game	28	1	1	0
		Credit Card/Automated Teller Machine Fraud	0	0	0	0
		Impersonation	0	0	0	0
		Welfare Fraud	0	0	0	0
		Wire Fraud	0	0	0	0
		Identity Theft	0	0	0	0
		Hacking/Computer Invasion	0	0	0	0
		Robbery	1	1	1	0
		Pocket-picking	0	0	0	0
		Purse-snatching	0	0	0	0
		Shoplifting	8	1	0	0
		Theft From Building	15	0	0	0
		Theft From Coin Operated Machine or Device	0	0	0	0
		Theft From Motor Vehicle	9	0	0	0
		Theft of Motor Vehicle Parts/Accessories	0	0	0	0
		All Other Larceny	30	2	4	0
		Motor Vehicle Theft	4	2	0	0
		Stolen Property Offenses	0	0	0	0
		Crimes Against Society				
		Drug/Narcotic Violations	6	6	4	0
		Drug Equipment Violations	0	0	0	0
		Betting/Wagering	0	0	0	0
		Operating/Promoting/Assisting Gambling	0	0	0	0
		Gambling Equipment Violations	0	0	0	0
		Sports Tampering	0	0	0	0
		Pornography/Obscene Material	0	0	0	0
		Prostitution	0	0	0	0
		Assisting or Promoting Prostitution	0	0	0	0
		Purchasing Prostitution	0	0	0	0
		Weapon Law Violations	1	0	1	0
		Animal Cruelty	0	0	0	0
		Total Group A Offenses	285	73	55	1
Group B Arrests						
Offense	Adult	Juvenile				
Bad Checks	0	0	Extortion/Blackmail	0	0	0
Curfew/Loitering/Vagrancy Violations	0	0	False Pretenses/Swindle/Confidence Game	28	1	1
Disorderly Conduct	6	0	Credit Card/Automated Teller Machine Fraud	0	0	0
Driving Under the Influence	36	1	Impersonation	0	0	0
Drunkenness	0	0	Welfare Fraud	0	0	0
Family Offenses (Nonviolent)	1	0	Wire Fraud	0	0	0
Liquor Law Violations	6	1	Identity Theft	0	0	0
Peeping Tom	0	0	Hacking/Computer Invasion	0	0	0
Trespass of Real Property	3	0	Robbery	1	1	1
All Other Offenses	33	5	Pocket-picking	0	0	0
Total Group B	85	7	Purse-snatching	0	0	0
			Shoplifting	8	1	0
			Theft From Building	15	0	0
			Theft From Coin Operated Machine or Device	0	0	0
			Theft From Motor Vehicle	9	0	0
			Theft of Motor Vehicle Parts/Accessories	0	0	0
			All Other Larceny	30	2	4
			Motor Vehicle Theft	4	2	0
			Stolen Property Offenses	0	0	0
			Crimes Against Society			
			Drug/Narcotic Violations	6	6	4
			Drug Equipment Violations	0	0	0
			Betting/Wagering	0	0	0
			Operating/Promoting/Assisting Gambling	0	0	0
			Gambling Equipment Violations	0	0	0
			Sports Tampering	0	0	0
			Pornography/Obscene Material	0	0	0
			Prostitution	0	0	0
			Assisting or Promoting Prostitution	0	0	0
			Purchasing Prostitution	0	0	0
			Weapon Law Violations	1	0	1
			Animal Cruelty	0	0	0
			Total Group A Offenses	285	73	55

(*) Offenses are counted using the FBI Units of Count for Crime

(**) The 'Arrests' column shows arrests made for incidents during the selected period, regardless of arrest date. Arrest counts for the same period may change over time.

Belfast PD - ME0140100 - NIBRS Agency Crime Overview - 2021

2021 Population Estimate	6,712	Offenses (*)		Arrests (**)		
		Reported	Cleared	Adult	Juvenile	
Offense Overview		Group A Offenses				
		Crimes Against Persons				
Offense Total	82	Murder and Nonnegligent Manslaughter	0	0	0	0
Number Cleared	30	Negligent Manslaughter	0	0	0	0
Percent Cleared	36.59 %	Kidnapping/Abduction	0	0	0	0
Group A Crimes per 100,000 population	1,221.7	Rape	0	0	0	0
		Sodomy	0	0	0	0
		Sexual Assault With An Object	0	0	0	0
		Fondling	0	0	0	0
		Incest	0	0	0	0
		Statutory Rape	0	0	0	0
Arrest Overview		Aggravated Assault	0	0	1	0
Total Arrests	60	Simple Assault	17	11	10	0
Adult Arrests	59	Intimidation	5	4	3	0
Juvenile Arrests	1	Human Trafficking, Commercial Sex Acts	0	0	0	0
Unknown Age	0	Human Trafficking, Involuntary Servitude	0	0	0	0
Arrests per 100,000 population	893.9	Crimes Against Property				
		Arson	0	0	0	0
		Bribery	0	0	0	0
		Burglary/Breaking & Entering	4	1	0	1
		Counterfeiting/Forgery	1	0	0	0
		Destruction/Damage/Vandalism of Property	0	0	0	0
		Embezzlement	0	0	0	0
		Extortion/Blackmail	0	0	0	0
		False Pretenses/Swindle/Confidence Game	1	0	0	0
		Credit Card/Automated Teller Machine Fraud	0	0	0	0
		Impersonation	0	0	0	0
		Welfare Fraud	0	0	0	0
		Wire Fraud	0	0	0	0
		Identity Theft	0	0	0	0
		Hacking/Computer Invasion	0	0	0	0
		Robbery	0	0	0	0
		Pocket-picking	0	0	0	0
		Purse-snatching	1	0	0	0
		Shoplifting	4	0	0	0
		Theft From Building	0	0	0	0
		Theft From Coin Operated Machine or Device	0	0	0	0
		Theft From Motor Vehicle	0	0	1	0
		Theft of Motor Vehicle Parts/Accessories	1	0	0	0
		All Other Larceny	36	2	1	0
		Motor Vehicle Theft	1	1	1	0
		Stolen Property Offenses	0	0	0	0
		Crimes Against Society				
		Drug/Narcotic Violations	9	9	8	0
		Drug Equipment Violations	1	1	0	0
		Betting/Wagering	0	0	0	0
		Operating/Promoting/Assisting Gambling	0	0	0	0
		Gambling Equipment Violations	0	0	0	0
		Sports Tampering	0	0	0	0
		Pornography/Obscene Material	0	0	0	0
		Prostitution	0	0	0	0
		Assisting or Promoting Prostitution	0	0	0	0
		Purchasing Prostitution	0	0	0	0
		Weapon Law Violations	1	1	1	0
		Animal Cruelty	0	0	0	0
		Total Group A Offenses	82	30	26	1
Group B Arrests						
Offense	Adult	Juvenile				
Bad Checks	0	0	Extortion/Blackmail	0	0	0
Curfew/Loitering/Vagrancy Violations	0	0	False Pretenses/Swindle/Confidence Game	1	0	0
Disorderly Conduct	5	0	Credit Card/Automated Teller Machine Fraud	0	0	0
Driving Under the Influence	20	0	Impersonation	0	0	0
Drunkenness	0	0	Welfare Fraud	0	0	0
Family Offenses (Nonviolent)	0	0	Wire Fraud	0	0	0
Liquor Law Violations	0	0	Identity Theft	0	0	0
Peeping Tom	0	0	Hacking/Computer Invasion	0	0	0
Trespass of Real Property	3	0	Robbery	0	0	0
All Other Offenses	5	0	Pocket-picking	0	0	0
Total Group B	33	0	Purse-snatching	1	0	0
			Shoplifting	4	0	0
			Theft From Building	0	0	0
			Theft From Coin Operated Machine or Device	0	0	0
			Theft From Motor Vehicle	0	0	1
			Theft of Motor Vehicle Parts/Accessories	1	0	0
			All Other Larceny	36	2	1
			Motor Vehicle Theft	1	1	1
			Stolen Property Offenses	0	0	0
			Crimes Against Society			
			Drug/Narcotic Violations	9	9	8
			Drug Equipment Violations	1	1	0
			Betting/Wagering	0	0	0
			Operating/Promoting/Assisting Gambling	0	0	0
			Gambling Equipment Violations	0	0	0
			Sports Tampering	0	0	0
			Pornography/Obscene Material	0	0	0
			Prostitution	0	0	0
			Assisting or Promoting Prostitution	0	0	0
			Purchasing Prostitution	0	0	0
			Weapon Law Violations	1	1	1
			Animal Cruelty	0	0	0
			Total Group A Offenses	82	30	26

(*) Offenses are counted using the FBI Units of Count for Crime

(**) The 'Arrests' column shows arrests made for incidents during the selected period, regardless of arrest date. Arrest counts for the same period may change over time.

Berwick PD - ME0160600 - NIBRS Agency Crime Overview - 2021

2021 Population Estimate	8,074	Offenses (*)		Arrests (**)		
		Reported	Cleared	Adult	Juvenile	
Offense Overview		Group A Offenses				
		Crimes Against Persons				
Offense Total	206	Murder and Nonnegligent Manslaughter	0	0	0	0
Number Cleared	105	Negligent Manslaughter	0	0	0	0
Percent Cleared	50.97 %	Kidnapping/Abduction	0	0	0	0
Group A Crimes per 100,000 population	2,551.4	Rape	1	1	0	0
		Sodomy	0	0	0	0
		Sexual Assault With An Object	0	0	0	0
		Fondling	3	2	0	0
		Incest	0	0	0	0
		Statutory Rape	0	0	0	0
Arrest Overview		Aggravated Assault	3	3	4	0
Total Arrests	126	Simple Assault	42	39	13	5
Adult Arrests	119	Intimidation	12	11	5	1
Juvenile Arrests	7	Human Trafficking, Commercial Sex Acts	0	0	0	0
Unknown Age	0	Human Trafficking, Involuntary Servitude	0	0	0	0
Arrests per 100,000 population	1,560.6	Crimes Against Property				
		Arson	0	0	0	0
		Bribery	0	0	0	0
		Burglary/Breaking & Entering	4	2	2	0
		Counterfeiting/Forgery	3	1	0	0
		Destruction/Damage/Vandalism of Property	28	9	3	0
		Embezzlement	1	1	1	0
		Extortion/Blackmail	1	0	0	0
		False Pretenses/Swindle/Confidence Game	12	2	0	0
		Credit Card/Automated Teller Machine Fraud	3	0	0	0
		Impersonation	0	0	0	0
		Welfare Fraud	0	0	0	0
		Wire Fraud	0	0	0	0
		Identity Theft	1	0	0	0
		Hacking/Computer Invasion	0	0	0	0
		Robbery	0	0	0	0
		Pocket-picking	0	0	0	0
		Purse-snatching	0	0	0	0
		Shoplifting	0	0	0	0
		Theft From Building	0	0	0	0
		Theft From Coin Operated Machine or Device	0	0	0	0
		Theft From Motor Vehicle	5	0	0	0
		Theft of Motor Vehicle Parts/Accessories	0	0	0	0
		All Other Larceny	52	9	1	0
		Motor Vehicle Theft	14	9	3	0
		Stolen Property Offenses	0	0	0	0
		Crimes Against Society				
		Drug/Narcotic Violations	17	13	11	0
		Drug Equipment Violations	3	2	0	0
		Betting/Wagering	0	0	0	0
		Operating/Promoting/Assisting Gambling	0	0	0	0
		Gambling Equipment Violations	0	0	0	0
		Sports Tampering	0	0	0	0
		Pornography/Obscene Material	0	0	0	0
		Prostitution	0	0	0	0
		Assisting or Promoting Prostitution	0	0	0	0
		Purchasing Prostitution	0	0	0	0
		Weapon Law Violations	1	1	0	0
		Animal Cruelty	0	0	0	0
		Total Group A Offenses	206	105	43	6
Group B Arrests						
Offense	Adult	Juvenile				
Bad Checks	0	0				
Curfew/Loitering/Vagrancy Violations	0	0				
Disorderly Conduct	6	0				
Driving Under the Influence	11	0				
Drunkenness	0	0				
Family Offenses (Nonviolent)	0	0				
Liquor Law Violations	2	0				
Peeping Tom	0	0				
Trespass of Real Property	4	1				
All Other Offenses	53	0				
Total Group B	76	1				

(*) Offenses are counted using the FBI Units of Count for Crime

(**) The 'Arrests' column shows arrests made for incidents during the selected period, regardless of arrest date. Arrest counts for the same period may change over time.

Biddeford PD - ME0160100 - NIBRS Agency Crime Overview - 2021

2021 Population Estimate	21,523	Offenses (*)		Arrests (**)		
		Reported	Cleared	Adult	Juvenile	
Offense Overview		Group A Offenses				
Offense Total	1,798	Crimes Against Persons				
Number Cleared	458	Murder and Nonnegligent Manslaughter	1	0	0	0
Percent Cleared	25.47 %	Negligent Manslaughter	0	0	0	0
Group A Crimes per 100,000 population	8,353.9	Kidnapping/Abduction	1	0	0	0
		Rape	23	0	1	0
		Sodomy	0	0	0	0
		Sexual Assault With An Object	0	0	0	0
		Fondling	23	4	2	1
		Incest	0	0	0	0
Arrest Overview		Statutory Rape	5	1	0	0
Total Arrests	792	Aggravated Assault	60	23	15	2
Adult Arrests	738	Simple Assault	333	128	100	9
Juvenile Arrests	54	Intimidation	211	43	20	7
Unknown Age	0	Human Trafficking, Commercial Sex Acts	0	0	0	0
Arrests per 100,000 population	3,679.8	Human Trafficking, Involuntary Servitude	0	0	0	0
		Crimes Against Property				
		Arson	4	0	0	0
		Bribery	0	0	0	0
		Burglary/Breaking & Entering	44	11	6	5
		Counterfeiting/Forgery	38	9	7	0
		Destruction/Damage/Vandalism of Property	268	55	35	4
		Embezzlement	0	0	0	0
		Extortion/Blackmail	6	0	0	0
		False Pretenses/Swindle/Confidence Game	95	3	3	0
		Credit Card/Automated Teller Machine Fraud	47	7	5	0
		Impersonation	2	1	1	0
		Welfare Fraud	0	0	0	0
		Wire Fraud	0	0	0	0
		Identity Theft	0	0	0	0
		Hacking/Computer Invasion	0	0	0	0
		Robbery	7	1	0	0
		Pocket-picking	1	0	0	0
		Purse-snatching	0	0	0	0
		Shoplifting	93	48	39	1
		Theft From Building	27	3	2	0
		Theft From Coin Operated Machine or Device	0	0	0	0
		Theft From Motor Vehicle	84	7	2	0
		Theft of Motor Vehicle Parts/Accessories	3	1	0	0
		All Other Larceny	265	33	30	1
		Motor Vehicle Theft	21	3	2	0
		Stolen Property Offenses	9	5	2	1
		Crimes Against Society				
		Drug/Narcotic Violations	75	52	28	2
		Drug Equipment Violations	30	14	4	2
		Betting/Wagering	0	0	0	0
		Operating/Promoting/Assisting Gambling	0	0	0	0
		Gambling Equipment Violations	0	0	0	0
		Sports Tampering	0	0	0	0
		Pornography/Obscene Material	3	0	0	0
		Prostitution	0	0	0	0
		Assisting or Promoting Prostitution	0	0	0	0
		Purchasing Prostitution	0	0	0	0
		Weapon Law Violations	19	6	2	0
		Animal Cruelty	0	0	0	0
		Total Group A Offenses	1,798	458	306	35
Group B Arrests						
Offense	Adult	Juvenile				
Bad Checks	3	0	Extortion/Blackmail	6	0	0
Curfew/Loitering/Vagrancy Violations	0	0	False Pretenses/Swindle/Confidence Game	95	3	3
Disorderly Conduct	31	4	Credit Card/Automated Teller Machine Fraud	47	7	5
Driving Under the Influence	59	0	Impersonation	2	1	1
Drunkenness	0	0	Welfare Fraud	0	0	0
Family Offenses (Nonviolent)	0	0	Wire Fraud	0	0	0
Liquor Law Violations	64	15	Identity Theft	0	0	0
Peeping Tom	0	0	Hacking/Computer Invasion	0	0	0
Trespass of Real Property	33	0	Robbery	7	1	0
All Other Offenses	242	0	Pocket-picking	1	0	0
Total Group B	432	19	Purse-snatching	0	0	0
			Shoplifting	93	48	39
			Theft From Building	27	3	2
			Theft From Coin Operated Machine or Device	0	0	0
			Theft From Motor Vehicle	84	7	2
			Theft of Motor Vehicle Parts/Accessories	3	1	0
			All Other Larceny	265	33	30
			Motor Vehicle Theft	21	3	2
			Stolen Property Offenses	9	5	2
			Crimes Against Society			
			Drug/Narcotic Violations	75	52	28
			Drug Equipment Violations	30	14	4
			Betting/Wagering	0	0	0
			Operating/Promoting/Assisting Gambling	0	0	0
			Gambling Equipment Violations	0	0	0
			Sports Tampering	0	0	0
			Pornography/Obscene Material	3	0	0
			Prostitution	0	0	0
			Assisting or Promoting Prostitution	0	0	0
			Purchasing Prostitution	0	0	0
			Weapon Law Violations	19	6	2
			Animal Cruelty	0	0	0
			Total Group A Offenses	1,798	458	306
						35

(*) Offenses are counted using the FBI Units of Count for Crime

(**) The 'Arrests' column shows arrests made for incidents during the selected period, regardless of arrest date. Arrest counts for the same period may change over time.

Boothbay Harbor PD - ME0080100 - NIBRS Agency Crime Overview - 2021

2021 Population Estimate	2,232	Offenses (*)		Arrests (**)		
		Reported	Cleared	Adult	Juvenile	
Offense Overview		Group A Offenses				
		Crimes Against Persons				
Offense Total	37	Murder and Nonnegligent Manslaughter	0	0	0	0
Number Cleared	22	Negligent Manslaughter	0	0	0	0
Percent Cleared	59.46 %	Kidnapping/Abduction	0	0	0	0
Group A Crimes per 100,000 population	1,657.7	Rape	1	0	0	0
		Sodomy	0	0	0	0
		Sexual Assault With An Object	0	0	0	0
		Fondling	1	1	0	1
		Incest	0	0	0	0
		Statutory Rape	0	0	0	0
Arrest Overview		Aggravated Assault	0	0	0	0
Total Arrests	64	Simple Assault	13	10	8	1
Adult Arrests	60	Intimidation	2	2	2	0
Juvenile Arrests	4	Human Trafficking, Commercial Sex Acts	0	0	0	0
Unknown Age	0	Human Trafficking, Involuntary Servitude	0	0	0	0
Arrests per 100,000 population	2,867.4	Crimes Against Property				
		Arson	0	0	0	0
		Bribery	0	0	0	0
		Burglary/Breaking & Entering	1	1	1	1
		Counterfeiting/Forgery	1	1	0	0
		Destruction/Damage/Vandalism of Property	7	2	1	0
		Embezzlement	0	0	0	0
		Extortion/Blackmail	0	0	0	0
		False Pretenses/Swindle/Confidence Game	1	1	0	1
		Credit Card/Automated Teller Machine Fraud	0	0	0	0
		Impersonation	0	0	0	0
		Welfare Fraud	0	0	0	0
		Wire Fraud	0	0	0	0
		Identity Theft	0	0	0	0
		Hacking/Computer Invasion	0	0	0	0
		Robbery	0	0	0	0
		Pocket-picking	0	0	0	0
		Purse-snatching	0	0	0	0
		Shoplifting	0	0	0	0
		Theft From Building	0	0	0	0
		Theft From Coin Operated Machine or Device	0	0	0	0
		Theft From Motor Vehicle	2	1	0	0
		Theft of Motor Vehicle Parts/Accessories	1	0	0	0
		All Other Larceny	4	1	1	0
		Motor Vehicle Theft	0	0	0	0
		Stolen Property Offenses	0	0	0	0
		Crimes Against Society				
		Drug/Narcotic Violations	3	2	2	0
		Drug Equipment Violations	0	0	0	0
		Betting/Wagering	0	0	0	0
		Operating/Promoting/Assisting Gambling	0	0	0	0
		Gambling Equipment Violations	0	0	0	0
		Sports Tampering	0	0	0	0
		Pornography/Obscene Material	0	0	0	0
		Prostitution	0	0	0	0
		Assisting or Promoting Prostitution	0	0	0	0
		Purchasing Prostitution	0	0	0	0
		Weapon Law Violations	0	0	0	0
		Animal Cruelty	0	0	0	0
		Total Group A Offenses	37	22	15	4
Group B Arrests						
Offense	Adult	Juvenile				
Bad Checks	0	0				
Curfew/Loitering/Vagrancy Violations	0	0				
Disorderly Conduct	2	0				
Driving Under the Influence	19	0				
Drunkenness	0	0				
Family Offenses (Nonviolent)	0	0				
Liquor Law Violations	2	0				
Peeping Tom	0	0				
Trespass of Real Property	0	0				
All Other Offenses	22	0				
Total Group B	45	0				

(*) Offenses are counted using the FBI Units of Count for Crime

(**) The 'Arrests' column shows arrests made for incidents during the selected period, regardless of arrest date. Arrest counts for the same period may change over time.

Brewer PD - ME0100200 - NIBRS Agency Crime Overview - 2021

2021 Population Estimate	8,897	Offenses (*)		Arrests (**)		
		Reported	Cleared	Adult	Juvenile	
Offense Overview		Group A Offenses				
Offense Total	483	Crimes Against Persons				
Number Cleared	261	Murder and Nonnegligent Manslaughter	0	0	0	0
Percent Cleared	54.04 %	Negligent Manslaughter	1	0	0	0
Group A Crimes per 100,000 population	5,428.8	Kidnapping/Abduction	1	1	0	0
		Rape	1	1	1	0
		Sodomy	0	0	0	0
		Sexual Assault With An Object	0	0	0	0
		Fondling	1	1	1	0
		Incest	0	0	0	0
Arrest Overview		Statutory Rape	0	0	0	0
Total Arrests	297	Aggravated Assault	4	3	3	0
Adult Arrests	294	Simple Assault	33	27	26	0
Juvenile Arrests	3	Intimidation	16	7	8	0
Unknown Age	0	Human Trafficking, Commercial Sex Acts	0	0	0	0
Arrests per 100,000 population	3,338.2	Human Trafficking, Involuntary Servitude	0	0	0	0
		Crimes Against Property				
		Arson	0	0	0	0
		Bribery	0	0	0	0
		Burglary/Breaking & Entering	10	5	5	0
		Counterfeiting/Forgery	3	1	1	0
		Destruction/Damage/Vandalism of Property	27	12	6	0
		Embezzlement	0	0	0	0
		Extortion/Blackmail	0	0	0	0
		False Pretenses/Swindle/Confidence Game	8	0	0	0
		Credit Card/Automated Teller Machine Fraud	3	1	0	0
		Impersonation	1	0	0	0
		Welfare Fraud	0	0	0	0
		Wire Fraud	0	0	0	0
		Identity Theft	0	0	0	0
		Hacking/Computer Invasion	0	0	0	0
		Robbery	4	4	5	0
		Pocket-picking	0	0	0	0
		Purse-snatching	1	0	0	0
		Shoplifting	141	68	0	0
		Theft From Building	5	0	0	0
		Theft From Coin Operated Machine or Device	0	0	0	0
		Theft From Motor Vehicle	13	0	0	0
		Theft of Motor Vehicle Parts/Accessories	3	0	0	0
		All Other Larceny	79	29	102	1
		Motor Vehicle Theft	8	4	1	0
		Stolen Property Offenses	4	4	2	0
		Crimes Against Society				
		Drug/Narcotic Violations	102	80	72	1
		Drug Equipment Violations	8	7	0	0
		Betting/Wagering	0	0	0	0
		Operating/Promoting/Assisting Gambling	0	0	0	0
		Gambling Equipment Violations	0	0	0	0
		Sports Tampering	0	0	0	0
		Pornography/Obscene Material	0	0	0	0
		Prostitution	0	0	0	0
		Assisting or Promoting Prostitution	0	0	0	0
		Purchasing Prostitution	0	0	0	0
		Weapon Law Violations	6	6	2	0
		Animal Cruelty	0	0	0	0
		Total Group A Offenses	483	261	235	2
Group B Arrests						
Offense	Adult	Juvenile				
Bad Checks	0	0				
Curfew/Loitering/Vagrancy Violations	0	0				
Disorderly Conduct	4	0				
Driving Under the Influence	7	0				
Drunkenness	0	0				
Family Offenses (Nonviolent)	1	0				
Liquor Law Violations	0	0				
Peeping Tom	0	0				
Trespass of Real Property	5	0				
All Other Offenses	42	1				
Total Group B	59	1				

(*) Offenses are counted using the FBI Units of Count for Crime

(**) The 'Arrests' column shows arrests made for incidents during the selected period, regardless of arrest date. Arrest counts for the same period may change over time.

Bridgton PD - ME0030900 - NIBRS Agency Crime Overview - 2021

2021 Population Estimate	5,539	Offenses (*)		Arrests (**)		
		Reported	Cleared	Adult	Juvenile	
Offense Overview		Group A Offenses				
		Crimes Against Persons				
Offense Total	149	Murder and Nonnegligent Manslaughter	0	0	0	0
Number Cleared	79	Negligent Manslaughter	0	0	0	0
Percent Cleared	53.02 %	Kidnapping/Abduction	1	0	0	0
Group A Crimes per 100,000 population	2,690.0	Rape	2	1	2	0
		Sodomy	0	0	0	0
		Sexual Assault With An Object	0	0	0	0
		Fondling	8	6	4	0
		Incest	0	0	0	0
		Statutory Rape	0	0	0	0
Arrest Overview		Aggravated Assault	1	1	1	0
Total Arrests	121	Simple Assault	28	24	21	1
Adult Arrests	112	Intimidation	9	8	6	1
Juvenile Arrests	9	Human Trafficking, Commercial Sex Acts	0	0	0	0
Unknown Age	0	Human Trafficking, Involuntary Servitude	0	0	0	0
Arrests per 100,000 population	2,184.5	Crimes Against Property				
		Arson	0	0	0	0
		Bribery	0	0	0	0
		Burglary/Breaking & Entering	8	1	1	0
		Counterfeiting/Forgery	2	1	1	0
		Destruction/Damage/Vandalism of Property	23	5	3	2
		Embezzlement	0	0	0	0
		Extortion/Blackmail	0	0	0	0
		False Pretenses/Swindle/Confidence Game	1	1	1	0
		Credit Card/Automated Teller Machine Fraud	1	0	0	0
		Impersonation	0	0	0	0
		Welfare Fraud	0	0	0	0
		Wire Fraud	0	0	0	0
		Identity Theft	0	0	0	0
		Hacking/Computer Invasion	0	0	0	0
		Robbery	2	2	0	1
		Pocket-picking	0	0	0	0
		Purse-snatching	0	0	0	0
		Shoplifting	1	1	1	0
		Theft From Building	0	0	0	0
		Theft From Coin Operated Machine or Device	0	0	0	0
		Theft From Motor Vehicle	1	1	1	0
		Theft of Motor Vehicle Parts/Accessories	0	0	0	0
		All Other Larceny	34	7	7	2
		Motor Vehicle Theft	6	3	0	0
		Stolen Property Offenses	0	0	0	0
		Crimes Against Society				
		Drug/Narcotic Violations	17	14	12	0
		Drug Equipment Violations	0	0	1	0
		Betting/Wagering	0	0	0	0
		Operating/Promoting/Assisting Gambling	0	0	0	0
		Gambling Equipment Violations	0	0	0	0
		Sports Tampering	0	0	0	0
		Pornography/Obscene Material	0	0	0	0
		Prostitution	0	0	0	0
		Assisting or Promoting Prostitution	0	0	0	0
		Purchasing Prostitution	0	0	0	0
		Weapon Law Violations	4	3	2	0
		Animal Cruelty	0	0	0	0
		Total Group A Offenses	149	79	64	7
Group B Arrests						
Offense	Adult	Juvenile				
Bad Checks	0	0	Extortion/Blackmail	0	0	0
Curfew/Loitering/Vagrancy Violations	0	0	False Pretenses/Swindle/Confidence Game	1	1	0
Disorderly Conduct	4	0	Credit Card/Automated Teller Machine Fraud	1	0	0
Driving Under the Influence	17	0	Impersonation	0	0	0
Drunkenness	0	0	Welfare Fraud	0	0	0
Family Offenses (Nonviolent)	0	0	Wire Fraud	0	0	0
Liquor Law Violations	1	1	Identity Theft	0	0	0
Peeping Tom	0	0	Hacking/Computer Invasion	0	0	0
Trespass of Real Property	8	0	Robbery	2	2	0
All Other Offenses	18	1	Pocket-picking	0	0	0
Total Group B	48	2	Purse-snatching	0	0	0
			Shoplifting	1	1	0
			Theft From Building	0	0	0
			Theft From Coin Operated Machine or Device	0	0	0
			Theft From Motor Vehicle	1	1	0
			Theft of Motor Vehicle Parts/Accessories	0	0	0
			All Other Larceny	34	7	2
			Motor Vehicle Theft	6	3	0
			Stolen Property Offenses	0	0	0
			Crimes Against Society			
			Drug/Narcotic Violations	17	14	12
			Drug Equipment Violations	0	0	1
			Betting/Wagering	0	0	0
			Operating/Promoting/Assisting Gambling	0	0	0
			Gambling Equipment Violations	0	0	0
			Sports Tampering	0	0	0
			Pornography/Obscene Material	0	0	0
			Prostitution	0	0	0
			Assisting or Promoting Prostitution	0	0	0
			Purchasing Prostitution	0	0	0
			Weapon Law Violations	4	3	2
			Animal Cruelty	0	0	0
			Total Group A Offenses	149	79	64

(*) Offenses are counted using the FBI Units of Count for Crime

(**) The 'Arrests' column shows arrests made for incidents during the selected period, regardless of arrest date. Arrest counts for the same period may change over time.

Brunswick PD - ME0030100 - NIBRS Agency Crime Overview - 2021

2021 Population Estimate	20,656	Offenses (*)		Arrests (**)		
		Reported	Cleared	Adult	Juvenile	
Offense Overview		Group A Offenses				
		Crimes Against Persons				
Offense Total	542	Murder and Nonnegligent Manslaughter	0	0	0	0
Number Cleared	286	Negligent Manslaughter	0	0	0	0
Percent Cleared	52.77 %	Kidnapping/Abduction	0	0	0	0
Group A Crimes per 100,000 population	2,623.9	Rape	5	1	0	0
		Sodomy	0	0	0	0
		Sexual Assault With An Object	0	0	0	0
		Fondling	6	0	0	0
		Incest	1	0	0	0
		Statutory Rape	2	0	0	0
Arrest Overview		Aggravated Assault	12	11	8	0
Total Arrests	702	Simple Assault	65	40	31	3
Adult Arrests	678	Intimidation	20	11	8	0
Juvenile Arrests	24	Human Trafficking, Commercial Sex Acts	0	0	0	0
Unknown Age	0	Human Trafficking, Involuntary Servitude	0	0	0	0
Arrests per 100,000 population	3,398.5	Crimes Against Property				
		Arson	0	0	0	0
		Bribery	0	0	0	0
		Burglary/Breaking & Entering	8	2	2	0
		Counterfeiting/Forgery	9	3	3	0
		Destruction/Damage/Vandalism of Property	87	20	12	0
		Embezzlement	0	0	0	0
		Extortion/Blackmail	1	0	0	0
		False Pretenses/Swindle/Confidence Game	30	2	1	0
		Credit Card/Automated Teller Machine Fraud	5	1	0	0
		Impersonation	0	0	0	0
		Welfare Fraud	0	0	0	0
		Wire Fraud	1	0	0	0
		Identity Theft	0	0	0	0
		Hacking/Computer Invasion	0	0	0	0
		Robbery	1	1	0	0
		Pocket-picking	0	0	0	0
		Purse-snatching	0	0	0	0
		Shoplifting	16	15	17	0
		Theft From Building	0	0	0	0
		Theft From Coin Operated Machine or Device	0	0	0	0
		Theft From Motor Vehicle	6	0	0	0
		Theft of Motor Vehicle Parts/Accessories	1	0	0	0
		All Other Larceny	124	60	59	0
		Motor Vehicle Theft	6	4	3	0
		Stolen Property Offenses	0	0	0	0
		Crimes Against Society				
		Drug/Narcotic Violations	89	81	50	1
		Drug Equipment Violations	21	19	5	0
		Betting/Wagering	0	0	0	0
		Operating/Promoting/Assisting Gambling	0	0	0	0
		Gambling Equipment Violations	0	0	0	0
		Sports Tampering	0	0	0	0
		Pornography/Obscene Material	9	3	3	0
		Prostitution	1	0	0	0
		Assisting or Promoting Prostitution	2	0	0	0
		Purchasing Prostitution	0	0	0	0
		Weapon Law Violations	14	12	8	1
		Animal Cruelty	0	0	0	0
		Total Group A Offenses	542	286	210	5
Group B Arrests						
Offense	Adult	Juvenile				
Bad Checks	0	0				
Curfew/Loitering/Vagrancy Violations	0	0				
Disorderly Conduct	6	0				
Driving Under the Influence	120	0				
Drunkenness	0	0				
Family Offenses (Nonviolent)	1	0				
Liquor Law Violations	8	2				
Peeping Tom	0	0				
Trespass of Real Property	22	0				
All Other Offenses	311	17				
Total Group B	468	19				

(*) Offenses are counted using the FBI Units of Count for Crime

(**) The 'Arrests' column shows arrests made for incidents during the selected period, regardless of arrest date. Arrest counts for the same period may change over time.

Bucksport PD - ME0050300 - NIBRS Agency Crime Overview - 2021

2021 Population Estimate	4,917	Offenses (*)		Arrests (**)		
		Reported	Cleared	Adult	Juvenile	
Offense Overview		Group A Offenses				
		Crimes Against Persons				
Offense Total	148	Murder and Nonnegligent Manslaughter	0	0	0	0
Number Cleared	72	Negligent Manslaughter	0	0	0	0
Percent Cleared	48.65 %	Kidnapping/Abduction	0	0	0	0
Group A Crimes per 100,000 population	3,010.0	Rape	1	1	1	0
		Sodomy	0	0	0	0
		Sexual Assault With An Object	0	0	0	0
		Fondling	7	5	0	2
		Incest	0	0	0	0
		Statutory Rape	0	0	0	0
Arrest Overview		Aggravated Assault	3	3	3	0
Total Arrests	134	Simple Assault	14	10	3	2
Adult Arrests	117	Intimidation	27	9	3	0
Juvenile Arrests	17	Human Trafficking, Commercial Sex Acts	0	0	0	0
Unknown Age	0	Human Trafficking, Involuntary Servitude	0	0	0	0
Arrests per 100,000 population	2,725.2	Crimes Against Property				
		Arson	0	0	0	0
		Bribery	0	0	0	0
		Burglary/Breaking & Entering	8	2	2	0
		Counterfeiting/Forgery	0	0	0	0
		Destruction/Damage/Vandalism of Property	11	3	2	0
		Embezzlement	0	0	0	0
		Extortion/Blackmail	0	0	0	0
		False Pretenses/Swindle/Confidence Game	3	1	0	0
		Credit Card/Automated Teller Machine Fraud	1	1	0	0
		Impersonation	3	0	0	0
		Welfare Fraud	0	0	0	0
		Wire Fraud	2	0	0	0
		Identity Theft	0	0	0	0
		Hacking/Computer Invasion	0	0	0	0
		Robbery	0	0	0	0
		Pocket-picking	0	0	0	0
		Purse-snatching	0	0	0	0
		Shoplifting	5	3	0	0
		Theft From Building	13	1	0	0
		Theft From Coin Operated Machine or Device	0	0	0	0
		Theft From Motor Vehicle	3	0	0	0
		Theft of Motor Vehicle Parts/Accessories	1	0	0	0
		All Other Larceny	7	0	8	5
		Motor Vehicle Theft	3	2	0	0
		Stolen Property Offenses	0	0	0	0
		Crimes Against Society				
		Drug/Narcotic Violations	29	26	26	0
		Drug Equipment Violations	4	4	2	2
		Betting/Wagering	0	0	0	0
		Operating/Promoting/Assisting Gambling	0	0	0	0
		Gambling Equipment Violations	0	0	0	0
		Sports Tampering	0	0	0	0
		Pornography/Obscene Material	0	0	0	0
		Prostitution	0	0	0	0
		Assisting or Promoting Prostitution	0	0	0	0
		Purchasing Prostitution	0	0	0	0
		Weapon Law Violations	1	0	0	0
		Animal Cruelty	2	1	0	1
		Total Group A Offenses	148	72	50	12
Group B Arrests						
Offense	Adult	Juvenile				
Bad Checks	0	0				
Curfew/Loitering/Vagrancy Violations	0	0				
Disorderly Conduct	1	0				
Driving Under the Influence	13	0				
Drunkenness	0	0				
Family Offenses (Nonviolent)	2	0				
Liquor Law Violations	7	3				
Peeping Tom	0	0				
Trespass of Real Property	0	0				
All Other Offenses	44	2				
Total Group B	67	5				

(*) Offenses are counted using the FBI Units of Count for Crime

(**) The 'Arrests' column shows arrests made for incidents during the selected period, regardless of arrest date. Arrest counts for the same period may change over time.

This report is valid as of September 30, 2022 and is subject to change

Buxton PD - ME0161800 - NIBRS Agency Crime Overview - 2021

2021 Population Estimate	8,402	Offenses (*)		Arrests (**)	
		Reported	Cleared	Adult	Juvenile
Offense Overview		Group A Offenses			
Offense Total	260	Crimes Against Persons			
Number Cleared	128	Murder and Nonnegligent Manslaughter			
Percent Cleared	49.23 %	Negligent Manslaughter			
Group A Crimes per 100,000 population	3,094.5	Kidnapping/Abduction			
		Rape			
		Sodomy			
		Sexual Assault With An Object			
		Fondling			
		Incest			
		Statutory Rape			
Arrest Overview		Crimes Against Property			
Total Arrests	189	Arson			
Adult Arrests	166	Bribery			
Juvenile Arrests	23	Burglary/Breaking & Entering			
Unknown Age	0	Counterfeiting/Forgery			
Arrests per 100,000 population	2,249.5	Destruction/Damage/Vandalism of Property			
		Embezzlement			
		Extortion/Blackmail			
		False Pretenses/Swindle/Confidence Game			
		Credit Card/Automated Teller Machine Fraud			
		Impersonation			
		Welfare Fraud			
		Wire Fraud			
		Identity Theft			
		Hacking/Computer Invasion			
		Robbery			
		Pocket-picking			
		Purse-snatching			
		Shoplifting			
		Theft From Building			
		Theft From Coin Operated Machine or Device			
		Theft From Motor Vehicle			
		Theft of Motor Vehicle Parts/Accessories			
		All Other Larceny			
		Motor Vehicle Theft			
		Stolen Property Offenses			
		Crimes Against Society			
		Drug/Narcotic Violations			
		Drug Equipment Violations			
		Betting/Wagering			
		Operating/Promoting/Assisting Gambling			
		Gambling Equipment Violations			
		Sports Tampering			
		Pornography/Obscene Material			
		Prostitution			
		Assisting or Promoting Prostitution			
		Purchasing Prostitution			
		Weapon Law Violations			
		Animal Cruelty			
		Total Group A Offenses			
Group B Arrests					
Offense	Adult	Juvenile			
Bad Checks	1	0			
Curfew/Loitering/Vagrancy Violations	0	0			
Disorderly Conduct	2	0			
Driving Under the Influence	23	0			
Drunkenness	0	0			
Family Offenses (Nonviolent)	0	0			
Liquor Law Violations	5	3			
Peeping Tom	0	0			
Trespass of Real Property	4	4			
All Other Offenses	71	1			
Total Group B	106	8			

(*) Offenses are counted using the FBI Units of Count for Crime

(**) The 'Arrests' column shows arrests made for incidents during the selected period, regardless of arrest date. Arrest counts for the same period may change over time.

Calais PD - ME0150100 - NIBRS Agency Crime Overview - 2021

2021 Population Estimate	3,017	Offenses (*)		Arrests (**)		
		Reported	Cleared	Adult	Juvenile	
Offense Overview		Group A Offenses				
		Crimes Against Persons				
Offense Total	62	Murder and Nonnegligent Manslaughter	0	0	0	0
Number Cleared	51	Negligent Manslaughter	0	0	0	0
Percent Cleared	82.26 %	Kidnapping/Abduction	0	0	0	0
Group A Crimes per 100,000 population	2,055.0	Rape	1	0	0	0
		Sodomy	0	0	0	0
		Sexual Assault With An Object	0	0	0	0
		Fondling	0	0	0	0
		Incest	0	0	0	0
		Statutory Rape	0	0	0	0
Arrest Overview		Aggravated Assault	3	2	0	1
Total Arrests	66	Simple Assault	15	14	11	0
Adult Arrests	60	Intimidation	1	0	0	0
Juvenile Arrests	6	Human Trafficking, Commercial Sex Acts	0	0	0	0
Unknown Age	0	Human Trafficking, Involuntary Servitude	0	0	0	0
Arrests per 100,000 population	2,187.6	Crimes Against Property				
		Arson	0	0	0	0
		Bribery	0	0	0	0
		Burglary/Breaking & Entering	3	1	1	0
		Counterfeiting/Forgery	0	0	0	0
		Destruction/Damage/Vandalism of Property	1	1	1	0
		Embezzlement	0	0	0	0
		Extortion/Blackmail	0	0	0	0
		False Pretenses/Swindle/Confidence Game	0	0	0	0
		Credit Card/Automated Teller Machine Fraud	0	0	0	0
		Impersonation	0	0	0	0
		Welfare Fraud	0	0	0	0
		Wire Fraud	0	0	0	0
		Identity Theft	0	0	0	0
		Hacking/Computer Invasion	0	0	0	0
		Robbery	0	0	0	0
		Pocket-picking	0	0	0	0
		Purse-snatching	1	1	1	0
		Shoplifting	6	6	5	1
		Theft From Building	4	3	2	0
		Theft From Coin Operated Machine or Device	0	0	0	0
		Theft From Motor Vehicle	1	1	0	0
		Theft of Motor Vehicle Parts/Accessories	0	0	0	0
		All Other Larceny	10	8	5	2
		Motor Vehicle Theft	1	1	0	0
		Stolen Property Offenses	0	0	0	0
		Crimes Against Society				
		Drug/Narcotic Violations	14	12	15	0
		Drug Equipment Violations	0	0	0	0
		Betting/Wagering	0	0	0	0
		Operating/Promoting/Assisting Gambling	0	0	0	0
		Gambling Equipment Violations	0	0	0	0
		Sports Tampering	0	0	0	0
		Pornography/Obscene Material	0	0	0	0
		Prostitution	0	0	0	0
		Assisting or Promoting Prostitution	0	0	0	0
		Purchasing Prostitution	0	0	0	0
		Weapon Law Violations	1	1	1	0
		Animal Cruelty	0	0	0	0
		Total Group A Offenses	62	51	42	4
Group B Arrests						
Offense	Adult	Juvenile				
Bad Checks	0	0				
Curfew/Loitering/Vagrancy Violations	0	0				
Disorderly Conduct	1	0				
Driving Under the Influence	5	0				
Drunkenness	0	0				
Family Offenses (Nonviolent)	0	0				
Liquor Law Violations	0	2				
Peeping Tom	0	0				
Trespass of Real Property	0	0				
All Other Offenses	12	0				
Total Group B	18	2				

(*) Offenses are counted using the FBI Units of Count for Crime

(**) The 'Arrests' column shows arrests made for incidents during the selected period, regardless of arrest date. Arrest counts for the same period may change over time.

Cape Elizabeth PD - ME0030200 - NIBRS Agency Crime Overview - 2021

2021 Population Estimate	9,356	Offenses (*)		Arrests (**)		
		Reported	Cleared	Adult	Juvenile	
Offense Overview		Group A Offenses				
		Crimes Against Persons				
Offense Total	78	Murder and Nonnegligent Manslaughter	0	0	0	0
Number Cleared	11	Negligent Manslaughter	0	0	0	0
Percent Cleared	14.10 %	Kidnapping/Abduction	0	0	0	0
Group A Crimes per 100,000 population	833.7	Rape	1	0	0	0
		Sodomy	0	0	0	0
		Sexual Assault With An Object	0	0	0	0
		Fondling	2	2	0	1
		Incest	0	0	0	0
		Statutory Rape	0	0	0	0
Arrest Overview		Crimes Against Property				
Total Arrests	18	Aggravated Assault	3	3	3	0
Adult Arrests	16	Simple Assault	8	5	2	1
Juvenile Arrests	2	Intimidation	0	0	0	0
Unknown Age	0	Human Trafficking, Commercial Sex Acts	0	0	0	0
Arrests per 100,000 population	192.4	Human Trafficking, Involuntary Servitude	0	0	0	0
		Crimes Against Society				
		Arson	0	0	0	0
		Bribery	0	0	0	0
		Burglary/Breaking & Entering	0	0	0	0
		Counterfeiting/Forgery	1	0	0	0
		Destruction/Damage/Vandalism of Property	4	0	0	0
		Embezzlement	0	0	0	0
		Extortion/Blackmail	0	0	0	0
		False Pretenses/Swindle/Confidence Game	15	0	0	0
		Credit Card/Automated Teller Machine Fraud	2	0	0	0
		Impersonation	0	0	0	0
		Welfare Fraud	0	0	0	0
		Wire Fraud	0	0	0	0
		Identity Theft	34	0	0	0
		Hacking/Computer Invasion	1	0	0	0
		Robbery	0	0	0	0
		Pocket-picking	0	0	0	0
		Purse-snatching	0	0	0	0
		Shoplifting	0	0	0	0
		Theft From Building	1	0	0	0
		Theft From Coin Operated Machine or Device	0	0	0	0
		Theft From Motor Vehicle	1	0	0	0
		Theft of Motor Vehicle Parts/Accessories	0	0	0	0
		All Other Larceny	4	0	0	0
		Motor Vehicle Theft	0	0	0	0
		Stolen Property Offenses	0	0	0	0
		Crimes Against Society				
		Drug/Narcotic Violations	1	1	1	0
		Drug Equipment Violations	0	0	0	0
		Betting/Wagering	0	0	0	0
		Operating/Promoting/Assisting Gambling	0	0	0	0
		Gambling Equipment Violations	0	0	0	0
		Sports Tampering	0	0	0	0
		Pornography/Obscene Material	0	0	0	0
		Prostitution	0	0	0	0
		Assisting or Promoting Prostitution	0	0	0	0
		Purchasing Prostitution	0	0	0	0
		Weapon Law Violations	0	0	0	0
		Animal Cruelty	0	0	0	0
		Total Group A Offenses	78	11	6	2
Group B Arrests						
Offense	Adult	Juvenile				
Bad Checks	0	0				
Curfew/Loitering/Vagrancy Violations	0	0				
Disorderly Conduct	1	0				
Driving Under the Influence	5	0				
Drunkenness	0	0				
Family Offenses (Nonviolent)	0	0				
Liquor Law Violations	0	0				
Peeping Tom	0	0				
Trespass of Real Property	0	0				
All Other Offenses	4	0				
Total Group B	10	0				

(*) Offenses are counted using the FBI Units of Count for Crime

(**) The 'Arrests' column shows arrests made for incidents during the selected period, regardless of arrest date. Arrest counts for the same period may change over time.

Capitol Police - ME0061500 - NIBRS Agency Crime Overview - 2021

2021 Population Estimate	N/A	Offenses (*)		Arrests (**)		
		Reported	Cleared	Adult	Juvenile	
Offense Overview		Group A Offenses				
		Crimes Against Persons				
Offense Total	46	Murder and Nonnegligent Manslaughter	0	0	0	0
Number Cleared	4	Negligent Manslaughter	0	0	0	0
Percent Cleared	8.70 %	Kidnapping/Abduction	0	0	0	0
Group A Crimes per 100,000 population	N/A	Rape	0	0	0	0
		Sodomy	1	0	0	0
		Sexual Assault With An Object	0	0	0	0
		Fondling	0	0	0	0
		Incest	0	0	0	0
		Statutory Rape	0	0	0	0
Arrest Overview		Crimes Against Property				
Total Arrests	12	Aggravated Assault	0	0	0	0
Adult Arrests	10	Simple Assault	35	3	2	0
Juvenile Arrests	2	Intimidation	2	1	0	0
Unknown Age	0	Human Trafficking, Commercial Sex Acts	0	0	0	0
Arrests per 100,000 population	N/A	Human Trafficking, Involuntary Servitude	0	0	0	0
		Arson	0	0	0	0
Average number offenses/incident	1.00	Bribery	0	0	0	0
		Burglary/Breaking & Entering	0	0	0	0
		Counterfeiting/Forgery	0	0	0	0
		Destruction/Damage/Vandalism of Property	4	0	0	0
		Embezzlement	0	0	0	0
		Extortion/Blackmail	0	0	0	0
		False Pretenses/Swindle/Confidence Game	0	0	0	0
		Credit Card/Automated Teller Machine Fraud	0	0	0	0
		Impersonation	0	0	0	0
		Welfare Fraud	0	0	0	0
		Wire Fraud	0	0	0	0
		Identity Theft	0	0	0	0
		Hacking/Computer Invasion	0	0	0	0
		Robbery	0	0	0	0
		Pocket-picking	0	0	0	0
		Purse-snatching	0	0	0	0
		Shoplifting	0	0	0	0
		Theft From Building	3	0	0	0
		Theft From Coin Operated Machine or Device	0	0	0	0
		Theft From Motor Vehicle	0	0	0	0
		Theft of Motor Vehicle Parts/Accessories	0	0	0	0
		All Other Larceny	1	0	0	0
		Motor Vehicle Theft	0	0	0	0
		Stolen Property Offenses	0	0	0	0
		Crimes Against Society				
		Drug/Narcotic Violations	0	0	0	0
		Drug Equipment Violations	0	0	0	0
		Betting/Wagering	0	0	0	0
		Operating/Promoting/Assisting Gambling	0	0	0	0
		Gambling Equipment Violations	0	0	0	0
		Sports Tampering	0	0	0	0
		Pornography/Obscene Material	0	0	0	0
		Prostitution	0	0	0	0
		Assisting or Promoting Prostitution	0	0	0	0
		Purchasing Prostitution	0	0	0	0
		Weapon Law Violations	0	0	0	0
		Animal Cruelty	0	0	0	0
		Total Group A Offenses	46	4	2	0
Group B Arrests						
Offense	Adult	Juvenile				
Bad Checks	0	0				
Curfew/Loitering/Vagrancy Violations	0	0				
Disorderly Conduct	0	0				
Driving Under the Influence	0	0				
Drunkenness	0	0				
Family Offenses (Nonviolent)	0	0				
Liquor Law Violations	0	0				
Peeping Tom	0	0				
Trespass of Real Property	8	2				
All Other Offenses	0	0				
Total Group B	8	2				

(*) Offenses are counted using the FBI Units of Count for Crime

(**) The 'Arrests' column shows arrests made for incidents during the selected period, regardless of arrest date. Arrest counts for the same period may change over time.

Caribou PD - ME0020100 - NIBRS Agency Crime Overview - 2021

2021 Population Estimate	7,570	Offenses (*)		Arrests (**)		
		Reported	Cleared	Adult	Juvenile	
Offense Overview		Group A Offenses				
		Crimes Against Persons				
Offense Total	170	Murder and Nonnegligent Manslaughter	0	0	0	0
Number Cleared	129	Negligent Manslaughter	0	0	0	0
Percent Cleared	75.88 %	Kidnapping/Abduction	0	0	0	0
Group A Crimes per 100,000 population	2,245.7	Rape	1	0	0	0
		Sodomy	0	0	0	0
		Sexual Assault With An Object	0	0	0	0
		Fondling	1	1	1	0
		Incest	0	0	0	0
		Statutory Rape	0	0	0	0
Arrest Overview		Aggravated Assault	2	2	3	0
Total Arrests	195	Simple Assault	20	19	15	0
Adult Arrests	191	Intimidation	8	7	4	0
Juvenile Arrests	4	Human Trafficking, Commercial Sex Acts	0	0	0	0
Unknown Age	0	Human Trafficking, Involuntary Servitude	0	0	0	0
Arrests per 100,000 population	2,576.0	Crimes Against Property				
		Arson	1	1	0	1
		Bribery	0	0	0	0
		Burglary/Breaking & Entering	4	0	0	0
		Counterfeiting/Forgery	3	3	0	0
		Destruction/Damage/Vandalism of Property	19	7	5	0
		Embezzlement	0	0	0	0
		Extortion/Blackmail	0	0	0	0
		False Pretenses/Swindle/Confidence Game	6	4	5	0
		Credit Card/Automated Teller Machine Fraud	1	1	0	0
		Impersonation	0	0	0	0
		Welfare Fraud	0	0	0	0
		Wire Fraud	0	0	0	0
		Identity Theft	0	0	0	0
		Hacking/Computer Invasion	0	0	0	0
		Robbery	0	0	0	0
		Pocket-picking	0	0	0	0
		Purse-snatching	0	0	0	0
		Shoplifting	6	6	5	0
		Theft From Building	0	0	0	0
		Theft From Coin Operated Machine or Device	0	0	0	0
		Theft From Motor Vehicle	1	0	0	0
		Theft of Motor Vehicle Parts/Accessories	1	0	0	0
		All Other Larceny	36	23	23	0
		Motor Vehicle Theft	6	5	6	0
		Stolen Property Offenses	4	4	6	0
		Crimes Against Society				
		Drug/Narcotic Violations	40	36	36	1
		Drug Equipment Violations	1	1	1	0
		Betting/Wagering	0	0	0	0
		Operating/Promoting/Assisting Gambling	0	0	0	0
		Gambling Equipment Violations	0	0	0	0
		Sports Tampering	0	0	0	0
		Pornography/Obscene Material	0	0	0	0
		Prostitution	0	0	0	0
		Assisting or Promoting Prostitution	0	0	0	0
		Purchasing Prostitution	0	0	0	0
		Weapon Law Violations	9	9	3	0
		Animal Cruelty	0	0	0	0
		Total Group A Offenses	170	129	113	2
Group B Arrests						
Offense	Adult	Juvenile				
Bad Checks	0	0	Extortion/Blackmail	0	0	0
Curfew/Loitering/Vagrancy Violations	0	0	False Pretenses/Swindle/Confidence Game	6	4	5
Disorderly Conduct	6	1	Credit Card/Automated Teller Machine Fraud	1	1	0
Driving Under the Influence	5	1	Impersonation	0	0	0
Drunkenness	0	0	Welfare Fraud	0	0	0
Family Offenses (Nonviolent)	0	0	Wire Fraud	0	0	0
Liquor Law Violations	0	0	Identity Theft	0	0	0
Peeping Tom	0	0	Hacking/Computer Invasion	0	0	0
Trespass of Real Property	4	0	Robbery	0	0	0
All Other Offenses	63	0	Pocket-picking	0	0	0
Total Group B	78	2	Purse-snatching	0	0	0
			Shoplifting	6	6	5
			Theft From Building	0	0	0
			Theft From Coin Operated Machine or Device	0	0	0
			Theft From Motor Vehicle	1	0	0
			Theft of Motor Vehicle Parts/Accessories	1	0	0
			All Other Larceny	36	23	23
			Motor Vehicle Theft	6	5	6
			Stolen Property Offenses	4	4	6
			Crimes Against Society			
			Drug/Narcotic Violations	40	36	36
			Drug Equipment Violations	1	1	1
			Betting/Wagering	0	0	0
			Operating/Promoting/Assisting Gambling	0	0	0
			Gambling Equipment Violations	0	0	0
			Sports Tampering	0	0	0
			Pornography/Obscene Material	0	0	0
			Prostitution	0	0	0
			Assisting or Promoting Prostitution	0	0	0
			Purchasing Prostitution	0	0	0
			Weapon Law Violations	9	9	3
			Animal Cruelty	0	0	0
			Total Group A Offenses	170	129	113
						2

(*) Offenses are counted using the FBI Units of Count for Crime

(**) The 'Arrests' column shows arrests made for incidents during the selected period, regardless of arrest date. Arrest counts for the same period may change over time.

Carrabassett Valley PD - ME0040700 - NIBRS Agency Crime Overview - 2021

2021 Population Estimate	789	Offenses (*)		Arrests (**)		
		Reported	Cleared	Adult	Juvenile	
Offense Overview		Group A Offenses				
		Crimes Against Persons				
Offense Total	29	Murder and Nonnegligent Manslaughter	0	0	0	0
Number Cleared	6	Negligent Manslaughter	0	0	0	0
Percent Cleared	20.69 %	Kidnapping/Abduction	0	0	0	0
Group A Crimes per 100,000 population	3,675.5	Rape	1	0	0	0
		Sodomy	0	0	0	0
		Sexual Assault With An Object	0	0	0	0
		Fondling	0	0	0	0
		Incest	0	0	0	0
		Statutory Rape	0	0	0	0
Arrest Overview		Crimes Against Property				
Total Arrests	6	Aggravated Assault	0	0	0	0
Adult Arrests	6	Simple Assault	4	3	1	0
Juvenile Arrests	0	Intimidation	1	1	1	0
Unknown Age	0	Human Trafficking, Commercial Sex Acts	0	0	0	0
Arrests per 100,000 population	760.5	Human Trafficking, Involuntary Servitude	0	0	0	0
		Crimes Against Property				
		Arson	0	0	0	0
		Bribery	0	0	0	0
		Burglary/Breaking & Entering	0	0	0	0
		Counterfeiting/Forgery	1	0	0	0
		Destruction/Damage/Vandalism of Property	5	1	1	0
		Embezzlement	1	0	0	0
		Extortion/Blackmail	1	0	0	0
		False Pretenses/Swindle/Confidence Game	8	1	1	0
		Credit Card/Automated Teller Machine Fraud	0	0	0	0
		Impersonation	0	0	0	0
		Welfare Fraud	0	0	0	0
		Wire Fraud	0	0	0	0
		Identity Theft	0	0	0	0
		Hacking/Computer Invasion	0	0	0	0
		Robbery	0	0	0	0
		Pocket-picking	0	0	0	0
		Purse-snatching	0	0	0	0
		Shoplifting	0	0	0	0
		Theft From Building	0	0	0	0
		Theft From Coin Operated Machine or Device	0	0	0	0
		Theft From Motor Vehicle	0	0	0	0
		Theft of Motor Vehicle Parts/Accessories	0	0	0	0
		All Other Larceny	4	0	0	0
		Motor Vehicle Theft	1	0	0	0
		Stolen Property Offenses	1	0	0	0
		Crimes Against Society				
		Drug/Narcotic Violations	0	0	0	0
		Drug Equipment Violations	0	0	0	0
		Betting/Wagering	0	0	0	0
		Operating/Promoting/Assisting Gambling	0	0	0	0
		Gambling Equipment Violations	0	0	0	0
		Sports Tampering	0	0	0	0
		Pornography/Obscene Material	0	0	0	0
		Prostitution	0	0	0	0
		Assisting or Promoting Prostitution	0	0	0	0
		Purchasing Prostitution	0	0	0	0
		Weapon Law Violations	1	0	0	0
		Animal Cruelty	0	0	0	0
		Total Group A Offenses	29	6	4	0
Group B Arrests						
Offense	Adult	Juvenile				
Bad Checks	0	0	Extortion/Blackmail	1	0	0
Curfew/Loitering/Vagrancy Violations	0	0	False Pretenses/Swindle/Confidence Game	8	1	1
Disorderly Conduct	1	0	Credit Card/Automated Teller Machine Fraud	0	0	0
Driving Under the Influence	0	0	Impersonation	0	0	0
Drunkenness	0	0	Welfare Fraud	0	0	0
Family Offenses (Nonviolent)	0	0	Wire Fraud	0	0	0
Liquor Law Violations	1	0	Identity Theft	0	0	0
Peeping Tom	0	0	Hacking/Computer Invasion	0	0	0
Trespass of Real Property	0	0	Robbery	0	0	0
All Other Offenses	0	0	Pocket-picking	0	0	0
			Purse-snatching	0	0	0
			Shoplifting	0	0	0
Total Group B	2	0	Theft From Building	0	0	0
			Theft From Coin Operated Machine or Device	0	0	0
			Theft From Motor Vehicle	0	0	0
			Theft of Motor Vehicle Parts/Accessories	0	0	0
			All Other Larceny	4	0	0
			Motor Vehicle Theft	1	0	0
			Stolen Property Offenses	1	0	0
			Crimes Against Society			
			Drug/Narcotic Violations	0	0	0
			Drug Equipment Violations	0	0	0
			Betting/Wagering	0	0	0
			Operating/Promoting/Assisting Gambling	0	0	0
			Gambling Equipment Violations	0	0	0
			Sports Tampering	0	0	0
			Pornography/Obscene Material	0	0	0
			Prostitution	0	0	0
			Assisting or Promoting Prostitution	0	0	0
			Purchasing Prostitution	0	0	0
			Weapon Law Violations	1	0	0
			Animal Cruelty	0	0	0
			Total Group A Offenses	29	6	4

(*) Offenses are counted using the FBI Units of Count for Crime

(**) The 'Arrests' column shows arrests made for incidents during the selected period, regardless of arrest date. Arrest counts for the same period may change over time.

Clinton PD - ME0062100 - NIBRS Agency Crime Overview - 2021

2021 Population Estimate	3,358	Offenses (*)		Arrests (**)		
		Reported	Cleared	Adult	Juvenile	
Offense Overview		Group A Offenses				
		Crimes Against Persons				
Offense Total	36	Murder and Nonnegligent Manslaughter	0	0	0	0
Number Cleared	15	Negligent Manslaughter	0	0	0	0
Percent Cleared	41.67 %	Kidnapping/Abduction	0	0	0	0
Group A Crimes per 100,000 population	1,072.1	Rape	0	0	0	0
		Sodomy	0	0	0	0
		Sexual Assault With An Object	0	0	0	0
		Fondling	2	0	0	0
		Incest	0	0	0	0
		Statutory Rape	1	0	0	0
Arrest Overview		Crimes Against Property				
Total Arrests	47	Aggravated Assault	0	0	0	0
Adult Arrests	47	Simple Assault	13	11	11	0
Juvenile Arrests	0	Intimidation	2	1	0	0
Unknown Age	0	Human Trafficking, Commercial Sex Acts	0	0	0	0
Arrests per 100,000 population	1,399.6	Human Trafficking, Involuntary Servitude	0	0	0	0
		Crimes Against Society				
		Arson	0	0	0	0
		Bribery	0	0	0	0
		Burglary/Breaking & Entering	2	0	0	0
		Counterfeiting/Forgery	0	0	0	0
		Destruction/Damage/Vandalism of Property	3	1	0	0
		Embezzlement	0	0	0	0
		Extortion/Blackmail	0	0	0	0
		False Pretenses/Swindle/Confidence Game	2	0	0	0
		Credit Card/Automated Teller Machine Fraud	0	0	0	0
		Impersonation	0	0	0	0
		Welfare Fraud	0	0	0	0
		Wire Fraud	0	0	0	0
		Identity Theft	0	0	0	0
		Hacking/Computer Invasion	0	0	0	0
		Robbery	0	0	0	0
		Pocket-picking	0	0	0	0
		Purse-snatching	0	0	0	0
		Shoplifting	0	0	0	0
		Theft From Building	0	0	0	0
		Theft From Coin Operated Machine or Device	0	0	0	0
		Theft From Motor Vehicle	0	0	0	0
		Theft of Motor Vehicle Parts/Accessories	0	0	0	0
		All Other Larceny	11	2	1	0
		Motor Vehicle Theft	0	0	0	0
		Stolen Property Offenses	0	0	0	0
		Crimes Against Society				
		Drug/Narcotic Violations	0	0	0	0
		Drug Equipment Violations	0	0	0	0
		Betting/Wagering	0	0	0	0
		Operating/Promoting/Assisting Gambling	0	0	0	0
		Gambling Equipment Violations	0	0	0	0
		Sports Tampering	0	0	0	0
		Pornography/Obscene Material	0	0	0	0
		Prostitution	0	0	0	0
		Assisting or Promoting Prostitution	0	0	0	0
		Purchasing Prostitution	0	0	0	0
		Weapon Law Violations	0	0	0	0
		Animal Cruelty	0	0	0	0
		Total Group A Offenses	36	15	12	0
Group B Arrests						
Offense	Adult	Juvenile				
Bad Checks	0	0				
Curfew/Loitering/Vagrancy Violations	0	0				
Disorderly Conduct	1	0				
Driving Under the Influence	5	0				
Drunkenness	0	0				
Family Offenses (Nonviolent)	1	0				
Liquor Law Violations	0	0				
Peeping Tom	0	0				
Trespass of Real Property	0	0				
All Other Offenses	28	0				
Total Group B	35	0				

(*) Offenses are counted using the FBI Units of Count for Crime

(**) The 'Arrests' column shows arrests made for incidents during the selected period, regardless of arrest date. Arrest counts for the same period may change over time.

Cumberland PD - ME0031000 - NIBRS Agency Crime Overview - 2021

2021 Population Estimate	8,415	Offenses (*)		Arrests (**)		
		Reported	Cleared	Adult	Juvenile	
Offense Overview		Group A Offenses				
		Crimes Against Persons				
Offense Total	81	Murder and Nonnegligent Manslaughter	0	0	0	0
Number Cleared	26	Negligent Manslaughter	0	0	0	0
Percent Cleared	32.10 %	Kidnapping/Abduction	0	0	0	0
Group A Crimes per 100,000 population	962.6	Rape	2	1	0	0
		Sodomy	0	0	0	0
		Sexual Assault With An Object	0	0	0	0
		Fondling	0	0	0	0
		Incest	0	0	0	0
		Statutory Rape	0	0	0	0
Arrest Overview		Aggravated Assault	1	1	1	0
Total Arrests	51	Simple Assault	13	12	6	0
Adult Arrests	44	Intimidation	5	3	1	1
Juvenile Arrests	7	Human Trafficking, Commercial Sex Acts	0	0	0	0
Unknown Age	0	Human Trafficking, Involuntary Servitude	0	0	0	0
Arrests per 100,000 population	606.1	Crimes Against Property				
		Arson	1	1	0	0
		Bribery	1	1	1	0
		Burglary/Breaking & Entering	3	0	0	0
		Counterfeiting/Forgery	0	0	0	0
		Destruction/Damage/Vandalism of Property	12	1	1	0
		Embezzlement	0	0	0	0
		Extortion/Blackmail	0	0	0	0
		False Pretenses/Swindle/Confidence Game	8	0	0	0
		Credit Card/Automated Teller Machine Fraud	4	0	0	0
		Impersonation	7	0	0	0
		Welfare Fraud	0	0	0	0
		Wire Fraud	0	0	0	0
		Identity Theft	0	0	0	0
		Hacking/Computer Invasion	0	0	0	0
		Robbery	0	0	0	0
		Pocket-picking	0	0	0	0
		Purse-snatching	0	0	0	0
		Shoplifting	0	0	0	0
		Theft From Building	0	0	0	0
		Theft From Coin Operated Machine or Device	0	0	0	0
		Theft From Motor Vehicle	1	0	0	0
		Theft of Motor Vehicle Parts/Accessories	3	0	0	0
		All Other Larceny	16	3	2	1
		Motor Vehicle Theft	2	1	0	0
		Stolen Property Offenses	0	0	0	0
		Crimes Against Society				
		Drug/Narcotic Violations	1	1	0	1
		Drug Equipment Violations	0	0	0	0
		Betting/Wagering	0	0	0	0
		Operating/Promoting/Assisting Gambling	0	0	0	0
		Gambling Equipment Violations	0	0	0	0
		Sports Tampering	0	0	0	0
		Pornography/Obscene Material	0	0	0	0
		Prostitution	0	0	0	0
		Assisting or Promoting Prostitution	0	0	0	0
		Purchasing Prostitution	0	0	0	0
		Weapon Law Violations	1	1	0	0
		Animal Cruelty	0	0	0	0
		Total Group A Offenses	81	26	12	3
Group B Arrests						
Offense	Adult	Juvenile				
Bad Checks	0	0	Extortion/Blackmail	0	0	0
Curfew/Loitering/Vagrancy Violations	0	0	False Pretenses/Swindle/Confidence Game	8	0	0
Disorderly Conduct	1	0	Credit Card/Automated Teller Machine Fraud	4	0	0
Driving Under the Influence	19	0	Impersonation	7	0	0
Drunkenness	0	0	Welfare Fraud	0	0	0
Family Offenses (Nonviolent)	0	0	Wire Fraud	0	0	0
Liquor Law Violations	0	0	Identity Theft	0	0	0
Peeping Tom	0	0	Hacking/Computer Invasion	0	0	0
Trespass of Real Property	1	4	Robbery	0	0	0
All Other Offenses	11	0	Pocket-picking	0	0	0
Total Group B	32	4	Purse-snatching	0	0	0
			Shoplifting	0	0	0
			Theft From Building	0	0	0
			Theft From Coin Operated Machine or Device	0	0	0
			Theft From Motor Vehicle	1	0	0
			Theft of Motor Vehicle Parts/Accessories	3	0	0
			All Other Larceny	16	3	2
			Motor Vehicle Theft	2	1	0
			Stolen Property Offenses	0	0	0
			Crimes Against Society			
			Drug/Narcotic Violations	1	1	0
			Drug Equipment Violations	0	0	0
			Betting/Wagering	0	0	0
			Operating/Promoting/Assisting Gambling	0	0	0
			Gambling Equipment Violations	0	0	0
			Sports Tampering	0	0	0
			Pornography/Obscene Material	0	0	0
			Prostitution	0	0	0
			Assisting or Promoting Prostitution	0	0	0
			Purchasing Prostitution	0	0	0
			Weapon Law Violations	1	1	0
			Animal Cruelty	0	0	0
			Total Group A Offenses	81	26	12

(*) Offenses are counted using the FBI Units of Count for Crime

(**) The 'Arrests' column shows arrests made for incidents during the selected period, regardless of arrest date. Arrest counts for the same period may change over time.

Cumberland SO - ME0030000 - NIBRS Agency Crime Overview - 2021

2021 Population Estimate	58,888	Offenses (*)		Arrests (**)		
		Reported	Cleared	Adult	Juvenile	
Offense Overview		Group A Offenses				
Offense Total	1,036	Crimes Against Persons				
Number Cleared	306	Murder and Nonnegligent Manslaughter	0	0	0	0
Percent Cleared	29.54 %	Negligent Manslaughter	0	0	0	0
Group A Crimes per 100,000 population	1,759.3	Kidnapping/Abduction	2	0	0	0
		Rape	11	0	0	0
		Sodomy	1	0	0	0
		Sexual Assault With An Object	0	0	0	0
		Fondling	18	8	1	0
		Incest	0	0	0	0
Arrest Overview		Statutory Rape	0	0	0	0
Total Arrests	634	Aggravated Assault	15	8	1	0
Adult Arrests	603	Simple Assault	132	103	74	8
Juvenile Arrests	30	Intimidation	48	18	10	0
Unknown Age	1	Human Trafficking, Commercial Sex Acts	0	0	0	0
Arrests per 100,000 population	1,076.6	Human Trafficking, Involuntary Servitude	0	0	0	0
		Crimes Against Property				
		Arson	1	0	0	0
		Bribery	0	0	0	0
		Burglary/Breaking & Entering	58	7	9	0
		Counterfeiting/Forgery	18	0	1	0
		Destruction/Damage/Vandalism of Property	135	34	19	9
		Embezzlement	2	2	0	0
		Extortion/Blackmail	0	0	0	0
		False Pretenses/Swindle/Confidence Game	7	0	0	0
		Credit Card/Automated Teller Machine Fraud	8	0	0	0
		Impersonation	199	0	0	0
		Welfare Fraud	0	0	0	0
		Wire Fraud	44	0	0	0
		Identity Theft	0	0	0	0
		Hacking/Computer Invasion	0	0	0	0
		Robbery	1	0	0	0
		Pocket-picking	0	0	0	0
		Purse-snatching	0	0	0	0
		Shoplifting	18	11	0	0
		Theft From Building	5	3	0	1
		Theft From Coin Operated Machine or Device	0	0	0	0
		Theft From Motor Vehicle	27	8	0	0
		Theft of Motor Vehicle Parts/Accessories	32	2	0	0
		All Other Larceny	137	17	20	3
		Motor Vehicle Theft	17	5	2	0
		Stolen Property Offenses	0	0	0	0
		Crimes Against Society				
		Drug/Narcotic Violations	88	74	71	2
		Drug Equipment Violations	5	2	0	1
		Betting/Wagering	0	0	0	0
		Operating/Promoting/Assisting Gambling	0	0	0	0
		Gambling Equipment Violations	0	0	0	0
		Sports Tampering	0	0	0	0
		Pornography/Obscene Material	0	0	0	0
		Prostitution	0	0	0	0
		Assisting or Promoting Prostitution	0	0	0	0
		Purchasing Prostitution	0	0	0	0
		Weapon Law Violations	7	4	2	0
		Animal Cruelty	0	0	0	0
		Total Group A Offenses	1,036	306	210	24
Group B Arrests						
Offense	Adult	Juvenile				
Bad Checks	0	0	Extortion/Blackmail	0	0	0
Curfew/Loitering/Vagrancy Violations	0	0	False Pretenses/Swindle/Confidence Game	7	0	0
Disorderly Conduct	22	4	Credit Card/Automated Teller Machine Fraud	8	0	0
Driving Under the Influence	181	0	Impersonation	199	0	0
Drunkenness	0	0	Welfare Fraud	0	0	0
Family Offenses (Nonviolent)	0	0	Wire Fraud	44	0	0
Liquor Law Violations	1	1	Identity Theft	0	0	0
Peeping Tom	0	0	Hacking/Computer Invasion	0	0	0
Trespass of Real Property	4	0	Robbery	1	0	0
All Other Offenses	185	1	Pocket-picking	0	0	0
Total Group B	393	6	Purse-snatching	0	0	0
			Shoplifting	18	11	0
			Theft From Building	5	3	0
			Theft From Coin Operated Machine or Device	0	0	0
			Theft From Motor Vehicle	27	8	0
			Theft of Motor Vehicle Parts/Accessories	32	2	0
			All Other Larceny	137	17	20
			Motor Vehicle Theft	17	5	2
			Stolen Property Offenses	0	0	0
			Crimes Against Society			
			Drug/Narcotic Violations	88	74	71
			Drug Equipment Violations	5	2	0
			Betting/Wagering	0	0	0
			Operating/Promoting/Assisting Gambling	0	0	0
			Gambling Equipment Violations	0	0	0
			Sports Tampering	0	0	0
			Pornography/Obscene Material	0	0	0
			Prostitution	0	0	0
			Assisting or Promoting Prostitution	0	0	0
			Purchasing Prostitution	0	0	0
			Weapon Law Violations	7	4	2
			Animal Cruelty	0	0	0

(*) Offenses are counted using the FBI Units of Count for Crime

(**) The 'Arrests' column shows arrests made for incidents during the selected period, regardless of arrest date. Arrest counts for the same period may change over time.

Damariscotta PD - ME0080200 - NIBRS Agency Crime Overview - 2021

2021 Population Estimate	2,153	Offenses (*)		Arrests (**)		
		Reported	Cleared	Adult	Juvenile	
Offense Overview		Group A Offenses				
		Crimes Against Persons				
Offense Total	69	Murder and Nonnegligent Manslaughter	0	0	0	0
Number Cleared	36	Negligent Manslaughter	0	0	0	0
Percent Cleared	52.17 %	Kidnapping/Abduction	0	0	0	0
Group A Crimes per 100,000 population	3,204.8	Rape	0	0	0	0
		Sodomy	0	0	0	0
		Sexual Assault With An Object	0	0	0	0
		Fondling	1	1	0	0
		Incest	0	0	0	0
		Statutory Rape	2	2	2	0
Arrest Overview		Aggravated Assault	1	1	1	0
Total Arrests	79	Simple Assault	10	8	8	0
Adult Arrests	75	Intimidation	10	5	4	0
Juvenile Arrests	4	Human Trafficking, Commercial Sex Acts	0	0	0	0
Unknown Age	0	Human Trafficking, Involuntary Servitude	0	0	0	0
Arrests per 100,000 population	3,669.3	Crimes Against Property				
		Arson	0	0	0	0
		Bribery	0	0	0	0
		Burglary/Breaking & Entering	1	0	0	0
		Counterfeiting/Forgery	1	1	1	0
		Destruction/Damage/Vandalism of Property	12	4	2	0
		Embezzlement	0	0	0	0
		Extortion/Blackmail	0	0	0	0
		False Pretenses/Swindle/Confidence Game	4	2	1	0
		Credit Card/Automated Teller Machine Fraud	0	0	0	0
		Impersonation	0	0	0	0
		Welfare Fraud	1	0	0	0
		Wire Fraud	0	0	0	0
		Identity Theft	0	0	0	0
		Hacking/Computer Invasion	0	0	0	0
		Robbery	0	0	0	0
		Pocket-picking	0	0	0	0
		Purse-snatching	0	0	0	0
		Shoplifting	0	0	0	0
		Theft From Building	0	0	0	0
		Theft From Coin Operated Machine or Device	0	0	0	0
		Theft From Motor Vehicle	0	0	0	0
		Theft of Motor Vehicle Parts/Accessories	0	0	0	0
		All Other Larceny	20	8	6	0
		Motor Vehicle Theft	2	2	1	0
		Stolen Property Offenses	0	0	0	0
		Crimes Against Society				
		Drug/Narcotic Violations	2	1	1	0
		Drug Equipment Violations	2	1	0	0
		Betting/Wagering	0	0	0	0
		Operating/Promoting/Assisting Gambling	0	0	0	0
		Gambling Equipment Violations	0	0	0	0
		Sports Tampering	0	0	0	0
		Pornography/Obscene Material	0	0	0	0
		Prostitution	0	0	0	0
		Assisting or Promoting Prostitution	0	0	0	0
		Purchasing Prostitution	0	0	0	0
		Weapon Law Violations	0	0	0	0
		Animal Cruelty	0	0	0	0
		Total Group A Offenses	69	36	27	0
Group B Arrests						
Offense	Adult	Juvenile				
Bad Checks	1	0	Extortion/Blackmail	0	0	0
Curfew/Loitering/Vagrancy Violations	0	0	False Pretenses/Swindle/Confidence Game	4	2	1
Disorderly Conduct	4	0	Credit Card/Automated Teller Machine Fraud	0	0	0
Driving Under the Influence	7	0	Impersonation	0	0	0
Drunkenness	0	0	Welfare Fraud	1	0	0
Family Offenses (Nonviolent)	0	0	Wire Fraud	0	0	0
Liquor Law Violations	1	2	Identity Theft	0	0	0
Peeping Tom	0	0	Hacking/Computer Invasion	0	0	0
Trespass of Real Property	3	0	Robbery	0	0	0
All Other Offenses	32	2	Pocket-picking	0	0	0
Total Group B	48	4	Purse-snatching	0	0	0
			Shoplifting	0	0	0
			Theft From Building	0	0	0
			Theft From Coin Operated Machine or Device	0	0	0
			Theft From Motor Vehicle	0	0	0
			Theft of Motor Vehicle Parts/Accessories	0	0	0
			All Other Larceny	20	8	6
			Motor Vehicle Theft	2	2	1
			Stolen Property Offenses	0	0	0
			Crimes Against Society			
			Drug/Narcotic Violations	2	1	1
			Drug Equipment Violations	2	1	0
			Betting/Wagering	0	0	0
			Operating/Promoting/Assisting Gambling	0	0	0
			Gambling Equipment Violations	0	0	0
			Sports Tampering	0	0	0
			Pornography/Obscene Material	0	0	0
			Prostitution	0	0	0
			Assisting or Promoting Prostitution	0	0	0
			Purchasing Prostitution	0	0	0
			Weapon Law Violations	0	0	0
			Animal Cruelty	0	0	0
			Total Group A Offenses	69	36	27

(*) Offenses are counted using the FBI Units of Count for Crime

(**) The 'Arrests' column shows arrests made for incidents during the selected period, regardless of arrest date. Arrest counts for the same period may change over time.

Dexter PD - ME0100300 - NIBRS Agency Crime Overview - 2021

2021 Population Estimate	3,685	Offenses (*)		Arrests (**)		
		Reported	Cleared	Adult	Juvenile	
Offense Overview		Group A Offenses				
		Crimes Against Persons				
Offense Total	90	Murder and Nonnegligent Manslaughter	0	0	0	0
Number Cleared	52	Negligent Manslaughter	0	0	0	0
Percent Cleared	57.78 %	Kidnapping/Abduction	0	0	0	0
Group A Crimes per 100,000 population	2,442.3	Rape	0	0	0	0
		Sodomy	0	0	0	0
		Sexual Assault With An Object	0	0	0	0
		Fondling	2	0	0	0
		Incest	0	0	0	0
		Statutory Rape	0	0	0	0
Arrest Overview		Crimes Against Property				
Total Arrests	85	Aggravated Assault	2	2	3	0
Adult Arrests	85	Simple Assault	5	3	4	0
Juvenile Arrests	0	Intimidation	23	9	5	0
Unknown Age	0	Human Trafficking, Commercial Sex Acts	0	0	0	0
Arrests per 100,000 population	2,306.6	Human Trafficking, Involuntary Servitude	0	0	0	0
		Crimes Against Society				
		Arson	0	0	0	0
		Bribery	0	0	0	0
		Burglary/Breaking & Entering	3	1	2	0
		Counterfeiting/Forgery	0	0	0	0
		Destruction/Damage/Vandalism of Property	4	2	2	0
		Embezzlement	0	0	0	0
		Extortion/Blackmail	0	0	0	0
		False Pretenses/Swindle/Confidence Game	0	0	0	0
		Credit Card/Automated Teller Machine Fraud	0	0	0	0
		Impersonation	0	0	1	0
		Welfare Fraud	0	0	0	0
		Wire Fraud	0	0	0	0
		Identity Theft	0	0	0	0
		Hacking/Computer Invasion	0	0	0	0
		Robbery	0	0	0	0
		Pocket-picking	0	0	0	0
		Purse-snatching	0	0	0	0
		Shoplifting	6	6	2	0
		Theft From Building	0	0	0	0
		Theft From Coin Operated Machine or Device	0	0	0	0
		Theft From Motor Vehicle	4	1	0	0
		Theft of Motor Vehicle Parts/Accessories	3	1	0	0
		All Other Larceny	9	3	6	0
		Motor Vehicle Theft	1	0	1	0
		Stolen Property Offenses	0	0	0	0
		Crimes Against Society				
		Drug/Narcotic Violations	23	20	21	0
		Drug Equipment Violations	3	2	1	0
		Betting/Wagering	0	0	0	0
		Operating/Promoting/Assisting Gambling	0	0	0	0
		Gambling Equipment Violations	0	0	0	0
		Sports Tampering	0	0	0	0
		Pornography/Obscene Material	0	0	0	0
		Prostitution	0	0	0	0
		Assisting or Promoting Prostitution	0	0	0	0
		Purchasing Prostitution	0	0	0	0
		Weapon Law Violations	2	2	0	0
		Animal Cruelty	0	0	0	0
		Total Group A Offenses	90	52	48	0
Group B Arrests		Crimes Against Society				
Offense	Adult	Juvenile				
Bad Checks	0	0	Extortion/Blackmail	0	0	0
Curfew/Loitering/Vagrancy Violations	0	0	False Pretenses/Swindle/Confidence Game	0	0	0
Disorderly Conduct	3	0	Credit Card/Automated Teller Machine Fraud	0	0	0
Driving Under the Influence	18	0	Impersonation	0	0	1
Drunkenness	0	0	Welfare Fraud	0	0	0
Family Offenses (Nonviolent)	1	0	Wire Fraud	0	0	0
Liquor Law Violations	1	0	Identity Theft	0	0	0
Peeping Tom	0	0	Hacking/Computer Invasion	0	0	0
Trespass of Real Property	1	0	Robbery	0	0	0
All Other Offenses	13	0	Pocket-picking	0	0	0
Total Group B	37	0	Purse-snatching	0	0	0
			Shoplifting	6	6	2
			Theft From Building	0	0	0
			Theft From Coin Operated Machine or Device	0	0	0
			Theft From Motor Vehicle	4	1	0
			Theft of Motor Vehicle Parts/Accessories	3	1	0
			All Other Larceny	9	3	6
			Motor Vehicle Theft	1	0	1
			Stolen Property Offenses	0	0	0
			Crimes Against Society			
			Drug/Narcotic Violations	23	20	21
			Drug Equipment Violations	3	2	1
			Betting/Wagering	0	0	0
			Operating/Promoting/Assisting Gambling	0	0	0
			Gambling Equipment Violations	0	0	0
			Sports Tampering	0	0	0
			Pornography/Obscene Material	0	0	0
			Prostitution	0	0	0
			Assisting or Promoting Prostitution	0	0	0
			Purchasing Prostitution	0	0	0
			Weapon Law Violations	2	2	0
			Animal Cruelty	0	0	0
			Total Group A Offenses	90	52	48

(*) Offenses are counted using the FBI Units of Count for Crime

(**) The 'Arrests' column shows arrests made for incidents during the selected period, regardless of arrest date. Arrest counts for the same period may change over time.

Dover-Foxcroft PD - ME0110100 - NIBRS Agency Crime Overview - 2021

2021 Population Estimate	4,073	Offenses (*)		Arrests (**)		
		Reported	Cleared	Adult	Juvenile	
Offense Overview		Group A Offenses				
Offense Total	111	Crimes Against Persons				
Number Cleared	33	Murder and Nonnegligent Manslaughter				
Percent Cleared	29.73 %	Negligent Manslaughter				
Group A Crimes per 100,000 population	2,725.3	Kidnapping/Abduction				
		Rape				
		Sodomy				
		Sexual Assault With An Object				
		Fondling				
		Incest				
		Statutory Rape				
Arrest Overview		Crimes Against Property				
Total Arrests	45	Arson				
Adult Arrests	44	Bribery				
Juvenile Arrests	1	Burglary/Breaking & Entering				
Unknown Age	0	Counterfeiting/Forgery				
Arrests per 100,000 population	1,104.8	Destruction/Damage/Vandalism of Property				
		Embezzlement				
		Extortion/Blackmail				
		False Pretenses/Swindle/Confidence Game				
		Credit Card/Automated Teller Machine Fraud				
		Impersonation				
		Welfare Fraud				
		Wire Fraud				
		Identity Theft				
		Hacking/Computer Invasion				
		Robbery				
		Pocket-picking				
		Purse-snatching				
		Shoplifting				
		Theft From Building				
		Theft From Coin Operated Machine or Device				
		Theft From Motor Vehicle				
		Theft of Motor Vehicle Parts/Accessories				
		All Other Larceny				
		Motor Vehicle Theft				
		Stolen Property Offenses				
		Crimes Against Society				
		Drug/Narcotic Violations				
		Drug Equipment Violations				
		Betting/Wagering				
		Operating/Promoting/Assisting Gambling				
		Gambling Equipment Violations				
		Sports Tampering				
		Pornography/Obscene Material				
		Prostitution				
		Assisting or Promoting Prostitution				
		Purchasing Prostitution				
		Weapon Law Violations				
		Animal Cruelty				
		Total Group A Offenses				
Group B Arrests						
Offense	Adult	Juvenile				
Bad Checks	0	0	Extortion/Blackmail			
Curfew/Loitering/Vagrancy Violations	0	0	False Pretenses/Swindle/Confidence Game			
Disorderly Conduct	0	0	Credit Card/Automated Teller Machine Fraud			
Driving Under the Influence	14	0	Impersonation			
Drunkenness	0	0	Welfare Fraud			
Family Offenses (Nonviolent)	0	0	Wire Fraud			
Liquor Law Violations	0	0	Identity Theft			
Peeping Tom	0	0	Hacking/Computer Invasion			
Trespass of Real Property	0	0	Robbery			
All Other Offenses	12	1	Pocket-picking			
Total Group B	26	1	Purse-snatching			
			Shoplifting			
			Theft From Building			
			Theft From Coin Operated Machine or Device			
			Theft From Motor Vehicle			
			Theft of Motor Vehicle Parts/Accessories			
			All Other Larceny			
			Motor Vehicle Theft			
			Stolen Property Offenses			
			Crimes Against Society			
			Drug/Narcotic Violations			
			Drug Equipment Violations			
			Betting/Wagering			
			Operating/Promoting/Assisting Gambling			
			Gambling Equipment Violations			
			Sports Tampering			
			Pornography/Obscene Material			
			Prostitution			
			Assisting or Promoting Prostitution			
			Purchasing Prostitution			
			Weapon Law Violations			
			Animal Cruelty			
			Total Group A Offenses			
			111	33	18	0

(*) Offenses are counted using the FBI Units of Count for Crime

(**) The 'Arrests' column shows arrests made for incidents during the selected period, regardless of arrest date. Arrest counts for the same period may change over time.

East Millinocket PD - ME0101000 - NIBRS Agency Crime Overview - 2021

2021 Population Estimate	7,139	Offenses (*)		Arrests (**)		
		Reported	Cleared	Adult	Juvenile	
Offense Overview		Group A Offenses				
		Crimes Against Persons				
Offense Total	281	Murder and Nonnegligent Manslaughter	0	0	0	0
Number Cleared	130	Negligent Manslaughter	0	0	0	0
Percent Cleared	46.26 %	Kidnapping/Abduction	0	0	0	0
Group A Crimes per 100,000 population	3,936.1	Rape	0	0	1	0
		Sodomy	0	0	0	0
		Sexual Assault With An Object	0	0	0	0
		Fondling	2	1	0	0
		Incest	0	0	0	0
		Statutory Rape	0	0	0	0
Arrest Overview		Aggravated Assault	3	3	2	1
Total Arrests	251	Simple Assault	21	21	20	2
Adult Arrests	223	Intimidation	62	10	5	1
Juvenile Arrests	28	Human Trafficking, Commercial Sex Acts	0	0	0	0
Unknown Age	0	Human Trafficking, Involuntary Servitude	0	0	0	0
Arrests per 100,000 population	3,515.9	Crimes Against Property				
		Arson	1	0	0	0
		Bribery	0	0	0	0
		Burglary/Breaking & Entering	14	4	4	0
		Counterfeiting/Forgery	0	0	0	0
		Destruction/Damage/Vandalism of Property	36	14	5	4
		Embezzlement	0	0	0	0
		Extortion/Blackmail	0	0	0	0
		False Pretenses/Swindle/Confidence Game	1	0	2	0
		Credit Card/Automated Teller Machine Fraud	0	0	0	0
		Impersonation	0	0	1	0
		Welfare Fraud	1	1	1	0
		Wire Fraud	0	0	0	0
		Identity Theft	0	0	0	0
		Hacking/Computer Invasion	0	0	0	0
		Robbery	0	0	0	0
		Pocket-picking	0	0	0	0
		Purse-snatching	0	0	0	0
		Shoplifting	11	7	0	0
		Theft From Building	0	0	0	0
		Theft From Coin Operated Machine or Device	0	0	0	0
		Theft From Motor Vehicle	10	4	0	8
		Theft of Motor Vehicle Parts/Accessories	2	0	0	0
		All Other Larceny	51	12	12	3
		Motor Vehicle Theft	6	2	0	1
		Stolen Property Offenses	0	0	1	0
		Crimes Against Society				
		Drug/Narcotic Violations	45	41	40	1
		Drug Equipment Violations	8	3	0	0
		Betting/Wagering	0	0	0	0
		Operating/Promoting/Assisting Gambling	0	0	0	0
		Gambling Equipment Violations	0	0	0	0
		Sports Tampering	0	0	0	0
		Pornography/Obscene Material	0	0	0	0
		Prostitution	0	0	0	0
		Assisting or Promoting Prostitution	0	0	0	0
		Purchasing Prostitution	0	0	0	0
		Weapon Law Violations	7	7	2	0
		Animal Cruelty	0	0	0	0
		Total Group A Offenses	281	130	96	21
Group B Arrests						
Offense	Adult	Juvenile				
Bad Checks	0	0	Extortion/Blackmail	0	0	0
Curfew/Loitering/Vagrancy Violations	0	0	False Pretenses/Swindle/Confidence Game	1	0	2
Disorderly Conduct	8	0	Credit Card/Automated Teller Machine Fraud	0	0	0
Driving Under the Influence	33	0	Impersonation	0	0	1
Drunkenness	0	0	Welfare Fraud	1	1	1
Family Offenses (Nonviolent)	0	0	Wire Fraud	0	0	0
Liquor Law Violations	3	0	Identity Theft	0	0	0
Peeping Tom	0	0	Hacking/Computer Invasion	0	0	0
Trespass of Real Property	7	1	Robbery	0	0	0
All Other Offenses	76	6	Pocket-picking	0	0	0
			Purse-snatching	0	0	0
Total Group B	127	7	Shoplifting	11	7	0
			Theft From Building	0	0	0
			Theft From Coin Operated Machine or Device	0	0	0
			Theft From Motor Vehicle	10	4	0
			Theft of Motor Vehicle Parts/Accessories	2	0	0
			All Other Larceny	51	12	12
			Motor Vehicle Theft	6	2	0
			Stolen Property Offenses	0	0	1

(*) Offenses are counted using the FBI Units of Count for Crime

(**) The 'Arrests' column shows arrests made for incidents during the selected period, regardless of arrest date. Arrest counts for the same period may change over time.

This report is valid as of September 30, 2022 and is subject to change

Eliot PD - ME0160700 - NIBRS Agency Crime Overview - 2021

2021 Population Estimate		7,212	Offenses (*)		Arrests (**)	
Offense Overview			Reported	Cleared	Adult	Juvenile
Group A Offenses						
Crimes Against Persons						
Offense Total	81	Murder and Nonnegligent Manslaughter	0	0	0	0
Number Cleared	26	Negligent Manslaughter	0	0	0	0
Percent Cleared	32.10 %	Kidnapping/Abduction	0	0	0	0
Group A Crimes per 100,000 population	1,123.1	Rape	0	0	0	0
		Sodomy	0	0	0	0
		Sexual Assault With An Object	0	0	0	0
		Fondling	1	1	1	0
		Incest	0	0	0	0
		Statutory Rape	8	8	1	0
Arrest Overview		Aggravated Assault	1	1	1	0
Total Arrests	75	Simple Assault	9	8	6	1
Adult Arrests	74	Intimidation	1	1	1	0
Juvenile Arrests	1	Human Trafficking, Commercial Sex Acts	0	0	0	0
Unknown Age	0	Human Trafficking, Involuntary Servitude	0	0	0	0
Arrests per 100,000 population	1,039.9	Crimes Against Property				
		Arson	0	0	0	0
		Bribery	0	0	0	0
		Burglary/Breaking & Entering	1	0	0	0
		Counterfeiting/Forgery	5	1	1	0
		Destruction/Damage/Vandalism of Property	17	1	0	0
		Embezzlement	0	0	0	0
		Extortion/Blackmail	0	0	0	0
		False Pretenses/Swindle/Confidence Game	3	0	0	0
		Credit Card/Automated Teller Machine Fraud	2	0	0	0
		Impersonation	0	0	0	0
		Welfare Fraud	0	0	0	0
		Wire Fraud	6	0	0	0
		Identity Theft	0	0	0	0
		Hacking/Computer Invasion	0	0	0	0
		Robbery	0	0	0	0
		Pocket-picking	0	0	0	0
		Purse-snatching	0	0	0	0
		Shoplifting	0	0	0	0
		Theft From Building	0	0	0	0
		Theft From Coin Operated Machine or Device	0	0	0	0
		Theft From Motor Vehicle	0	0	0	0
		Theft of Motor Vehicle Parts/Accessories	0	0	0	0
		All Other Larceny	20	3	3	0
		Motor Vehicle Theft	2	0	0	0
		Stolen Property Offenses	1	0	0	0
		Crimes Against Society				
		Drug/Narcotic Violations	3	1	1	0
		Drug Equipment Violations	0	0	0	0
		Betting/Wagering	0	0	0	0
		Operating/Promoting/Assisting Gambling	0	0	0	0
		Gambling Equipment Violations	0	0	0	0
		Sports Tampering	0	0	0	0
		Pornography/Obscene Material	0	0	0	0
		Prostitution	0	0	0	0
		Assisting or Promoting Prostitution	0	0	0	0
		Purchasing Prostitution	0	0	0	0
		Weapon Law Violations	1	1	0	0
		Animal Cruelty	0	0	0	0
		Total Group A Offenses	81	26	15	1
Group B Arrests						
Offense	Adult	Juvenile				
Bad Checks	0	0				
Curfew/Loitering/Vagrancy Violations	0	0				
Disorderly Conduct	0	0				
Driving Under the Influence	28	0				
Drunkenness	0	0				
Family Offenses (Nonviolent)	0	0				
Liquor Law Violations	0	0				
Peeping Tom	0	0				
Trespass of Real Property	1	0				
All Other Offenses	30	0				
Total Group B	59	0				

(*) Offenses are counted using the FBI Units of Count for Crime

(**) The 'Arrests' column shows arrests made for incidents during the selected period, regardless of arrest date. Arrest counts for the same period may change over time.

Ellsworth PD - ME0050200 - NIBRS Agency Crime Overview - 2021

2021 Population Estimate	8,302	Offenses (*)		Arrests (**)	
		Reported	Cleared	Adult	Juvenile
Offense Overview		Group A Offenses			
Offense Total	579	Crimes Against Persons			
Number Cleared	296	Murder and Nonnegligent Manslaughter			
Percent Cleared	51.12 %	Negligent Manslaughter			
Group A Crimes per 100,000 population	6,974.2	Kidnapping/Abduction			
		Rape			
		Sodomy			
		Sexual Assault With An Object			
		Fondling			
		Incest			
		Statutory Rape			
Arrest Overview		Crimes Against Property			
Total Arrests	296	Arson			
Adult Arrests	276	Bribery			
Juvenile Arrests	20	Burglary/Breaking & Entering			
Unknown Age	0	Counterfeiting/Forgery			
Arrests per 100,000 population	3,565.4	Destruction/Damage/Vandalism of Property			
		Embezzlement			
		Extortion/Blackmail			
		False Pretenses/Swindle/Confidence Game			
		Credit Card/Automated Teller Machine Fraud			
		Impersonation			
		Welfare Fraud			
		Wire Fraud			
		Identity Theft			
		Hacking/Computer Invasion			
		Robbery			
		Pocket-picking			
		Purse-snatching			
		Shoplifting			
		Theft From Building			
		Theft From Coin Operated Machine or Device			
		Theft From Motor Vehicle			
		Theft of Motor Vehicle Parts/Accessories			
		All Other Larceny			
		Motor Vehicle Theft			
		Stolen Property Offenses			
		Crimes Against Society			
		Drug/Narcotic Violations			
		Drug Equipment Violations			
		Betting/Wagering			
		Operating/Promoting/Assisting Gambling			
		Gambling Equipment Violations			
		Sports Tampering			
		Pornography/Obscene Material			
		Prostitution			
		Assisting or Promoting Prostitution			
		Purchasing Prostitution			
		Weapon Law Violations			
		Animal Cruelty			
		Total Group A Offenses			
Group B Arrests					
Offense	Adult	Juvenile			
Bad Checks	0	0			
Curfew/Loitering/Vagrancy Violations	0	0			
Disorderly Conduct	13	0			
Driving Under the Influence	28	0			
Drunkenness	0	0			
Family Offenses (Nonviolent)	2	0			
Liquor Law Violations	10	7			
Peeping Tom	0	0			
Trespass of Real Property	5	0			
All Other Offenses	69	0			
Total Group B	127	7			
			579	296	149
					13

(*) Offenses are counted using the FBI Units of Count for Crime

(**) The 'Arrests' column shows arrests made for incidents during the selected period, regardless of arrest date. Arrest counts for the same period may change over time.

Fairfield PD - ME0130100 - NIBRS Agency Crime Overview - 2021

2021 Population Estimate	6,534	Offenses (*)		Arrests (**)	
		Reported	Cleared	Adult	Juvenile
Offense Overview		Group A Offenses			
Offense Total	333	Crimes Against Persons			
Number Cleared	75	Murder and Nonnegligent Manslaughter			
Percent Cleared	22.52 %	Negligent Manslaughter			
Group A Crimes per 100,000 population	5,096.4	Kidnapping/Abduction			
		Rape			
		Sodomy			
		Sexual Assault With An Object			
		Fondling			
		Incest			
		Statutory Rape			
Arrest Overview		Crimes Against Property			
Total Arrests	168	Arson			
Adult Arrests	144	Bribery			
Juvenile Arrests	24	Burglary/Breaking & Entering			
Unknown Age	0	Counterfeiting/Forgery			
Arrests per 100,000 population	2,571.2	Destruction/Damage/Vandalism of Property			
		Embezzlement			
		Extortion/Blackmail			
		False Pretenses/Swindle/Confidence Game			
		Credit Card/Automated Teller Machine Fraud			
		Impersonation			
		Welfare Fraud			
		Wire Fraud			
		Identity Theft			
		Hacking/Computer Invasion			
		Robbery			
		Pocket-picking			
		Purse-snatching			
		Shoplifting			
		Theft From Building			
		Theft From Coin Operated Machine or Device			
		Theft From Motor Vehicle			
		Theft of Motor Vehicle Parts/Accessories			
		All Other Larceny			
		Motor Vehicle Theft			
		Stolen Property Offenses			
		Crimes Against Society			
		Drug/Narcotic Violations			
		Drug Equipment Violations			
		Betting/Wagering			
		Operating/Promoting/Assisting Gambling			
		Gambling Equipment Violations			
		Sports Tampering			
		Pornography/Obscene Material			
		Prostitution			
		Assisting or Promoting Prostitution			
		Purchasing Prostitution			
		Weapon Law Violations			
		Animal Cruelty			
		Total Group A Offenses			
Group B Arrests					
Offense	Adult	Juvenile			
Bad Checks	0	0			
Curfew/Loitering/Vagrancy Violations	0	0			
Disorderly Conduct	1	0			
Driving Under the Influence	22	0			
Drunkenness	0	0			
Family Offenses (Nonviolent)	0	0			
Liquor Law Violations	5	0			
Peeping Tom	0	0			
Trespass of Real Property	2	1			
All Other Offenses	75	6			
Total Group B	105	7			

(*) Offenses are counted using the FBI Units of Count for Crime

(**) The 'Arrests' column shows arrests made for incidents during the selected period, regardless of arrest date. Arrest counts for the same period may change over time.

Falmouth PD - ME0030300 - NIBRS Agency Crime Overview - 2021

2021 Population Estimate	12,573	Offenses (*)		Arrests (**)	
		Reported	Cleared	Adult	Juvenile
Offense Overview		Group A Offenses			
Offense Total	145	Crimes Against Persons			
Number Cleared	54	Murder and Nonnegligent Manslaughter			
Percent Cleared	37.24 %	Negligent Manslaughter			
Group A Crimes per 100,000 population	1,153.3	Kidnapping/Abduction			
		Rape			
		Sodomy			
		Sexual Assault With An Object			
		Fondling			
		Incest			
		Statutory Rape			
Arrest Overview		Crimes Against Property			
Total Arrests	111	Arson			
Adult Arrests	97	Bribery			
Juvenile Arrests	14	Burglary/Breaking & Entering			
Unknown Age	0	Counterfeiting/Forgery			
Arrests per 100,000 population	882.8	Destruction/Damage/Vandalism of Property			
		Embezzlement			
		Extortion/Blackmail			
		False Pretenses/Swindle/Confidence Game			
		Credit Card/Automated Teller Machine Fraud			
		Impersonation			
		Welfare Fraud			
		Wire Fraud			
		Identity Theft			
		Hacking/Computer Invasion			
		Robbery			
		Pocket-picking			
		Purse-snatching			
		Shoplifting			
		Theft From Building			
		Theft From Coin Operated Machine or Device			
		Theft From Motor Vehicle			
		Theft of Motor Vehicle Parts/Accessories			
		All Other Larceny			
		Motor Vehicle Theft			
		Stolen Property Offenses			
		Crimes Against Society			
		Drug/Narcotic Violations			
		Drug Equipment Violations			
		Betting/Wagering			
		Operating/Promoting/Assisting Gambling			
		Gambling Equipment Violations			
		Sports Tampering			
		Pornography/Obscene Material			
		Prostitution			
		Assisting or Promoting Prostitution			
		Purchasing Prostitution			
		Weapon Law Violations			
		Animal Cruelty			
		Total Group A Offenses			
Group B Arrests					
Offense	Adult	Juvenile			
Bad Checks	0	1			
Curfew/Loitering/Vagrancy Violations	0	0			
Disorderly Conduct	0	1			
Driving Under the Influence	22	0			
Drunkenness	0	0			
Family Offenses (Nonviolent)	0	0			
Liquor Law Violations	1	4			
Peeping Tom	0	0			
Trespass of Real Property	0	0			
All Other Offenses	34	1			
Total Group B	57	7			
			145	54	40
					7

(*) Offenses are counted using the FBI Units of Count for Crime

(**) The 'Arrests' column shows arrests made for incidents during the selected period, regardless of arrest date. Arrest counts for the same period may change over time.

Farmington PD - ME0040100 - NIBRS Agency Crime Overview - 2021

2021 Population Estimate	7,621	Offenses (*)		Arrests (**)		
		Reported	Cleared	Adult	Juvenile	
Offense Overview		Group A Offenses				
Offense Total	257	Crimes Against Persons				
Number Cleared	101	Murder and Nonnegligent Manslaughter	0	0	0	0
Percent Cleared	39.30 %	Negligent Manslaughter	0	0	0	0
Group A Crimes per 100,000 population	3,372.3	Kidnapping/Abduction	0	0	0	0
		Rape	4	0	0	0
		Sodomy	1	1	0	1
		Sexual Assault With An Object	0	0	0	0
		Fondling	2	1	0	1
		Incest	0	0	0	0
		Statutory Rape	1	1	0	1
Arrest Overview		Aggravated Assault	5	4	3	0
Total Arrests	189	Simple Assault	66	37	24	5
Adult Arrests	162	Intimidation	21	8	3	1
Juvenile Arrests	27	Human Trafficking, Commercial Sex Acts	0	0	0	0
Unknown Age	0	Human Trafficking, Involuntary Servitude	0	0	0	0
Arrests per 100,000 population	2,480.0	Crimes Against Property				
		Arson	0	0	0	0
		Bribery	0	0	0	0
		Burglary/Breaking & Entering	4	0	0	0
		Counterfeiting/Forgery	4	1	1	0
		Destruction/Damage/Vandalism of Property	48	20	7	7
		Embezzlement	0	0	0	0
		Extortion/Blackmail	0	0	0	0
		False Pretenses/Swindle/Confidence Game	17	0	0	0
		Credit Card/Automated Teller Machine Fraud	5	1	1	0
		Impersonation	0	0	0	0
		Welfare Fraud	0	0	0	0
		Wire Fraud	0	0	0	0
		Identity Theft	0	0	0	0
		Hacking/Computer Invasion	0	0	0	0
		Robbery	0	0	0	0
		Pocket-picking	0	0	0	0
		Purse-snatching	0	0	0	0
		Shoplifting	0	0	0	0
		Theft From Building	0	0	0	0
		Theft From Coin Operated Machine or Device	0	0	0	0
		Theft From Motor Vehicle	1	0	0	0
		Theft of Motor Vehicle Parts/Accessories	0	0	0	0
		All Other Larceny	60	16	15	2
		Motor Vehicle Theft	3	2	0	1
		Stolen Property Offenses	0	0	0	0
		Crimes Against Society				
		Drug/Narcotic Violations	11	7	1	3
		Drug Equipment Violations	1	0	0	0
		Betting/Wagering	0	0	0	0
		Operating/Promoting/Assisting Gambling	0	0	0	0
		Gambling Equipment Violations	0	0	0	0
		Sports Tampering	0	0	0	0
		Pornography/Obscene Material	1	0	0	0
		Prostitution	0	0	0	0
		Assisting or Promoting Prostitution	0	0	0	0
		Purchasing Prostitution	0	0	0	0
		Weapon Law Violations	2	2	0	0
		Animal Cruelty	0	0	0	0
		Total Group A Offenses	257	101	55	22
Group B Arrests						
Offense	Adult	Juvenile				
Bad Checks	0	0				
Curfew/Loitering/Vagrancy Violations	0	0				
Disorderly Conduct	1	0				
Driving Under the Influence	41	0				
Drunkenness	0	0				
Family Offenses (Nonviolent)	0	0				
Liquor Law Violations	4	5				
Peeping Tom	0	0				
Trespass of Real Property	1	0				
All Other Offenses	60	0				
Total Group B	107	5				

(*) Offenses are counted using the FBI Units of Count for Crime

(**) The 'Arrests' column shows arrests made for incidents during the selected period, regardless of arrest date. Arrest counts for the same period may change over time.

Fort Fairfield PD - ME0020200 - NIBRS Agency Crime Overview - 2021

2021 Population Estimate	3,258	Offenses (*)		Arrests (**)		
		Reported	Cleared	Adult	Juvenile	
Offense Overview		Group A Offenses				
		Crimes Against Persons				
Offense Total	58	Murder and Nonnegligent Manslaughter	0	0	0	0
Number Cleared	29	Negligent Manslaughter	0	0	0	0
Percent Cleared	50.00 %	Kidnapping/Abduction	0	0	0	0
Group A Crimes per 100,000 population	1,780.2	Rape	0	0	0	0
		Sodomy	0	0	0	0
		Sexual Assault With An Object	0	0	0	0
		Fondling	0	0	0	0
		Incest	0	0	0	0
		Statutory Rape	0	0	0	0
Arrest Overview		Crimes Against Property				
Total Arrests	43	Aggravated Assault	2	2	2	0
Adult Arrests	42	Simple Assault	11	10	9	0
Juvenile Arrests	1	Intimidation	8	2	2	0
Unknown Age	0	Human Trafficking, Commercial Sex Acts	0	0	0	0
Arrests per 100,000 population	1,319.8	Human Trafficking, Involuntary Servitude	0	0	0	0
		Crimes Against Property				
		Arson	0	0	0	0
		Bribery	0	0	0	0
		Burglary/Breaking & Entering	2	0	0	0
		Counterfeiting/Forgery	0	0	0	0
		Destruction/Damage/Vandalism of Property	7	2	0	0
		Embezzlement	0	0	0	0
		Extortion/Blackmail	0	0	0	0
		False Pretenses/Swindle/Confidence Game	0	0	0	0
		Credit Card/Automated Teller Machine Fraud	0	0	0	0
		Impersonation	0	0	0	0
		Welfare Fraud	0	0	0	0
		Wire Fraud	0	0	0	0
		Identity Theft	0	0	0	0
		Hacking/Computer Invasion	0	0	0	0
		Robbery	0	0	0	0
		Pocket-picking	0	0	0	0
		Purse-snatching	0	0	0	0
		Shoplifting	1	0	0	0
		Theft From Building	0	0	0	0
		Theft From Coin Operated Machine or Device	0	0	0	0
		Theft From Motor Vehicle	2	1	1	0
		Theft of Motor Vehicle Parts/Accessories	1	0	0	0
		All Other Larceny	11	4	2	1
		Motor Vehicle Theft	6	1	0	0
		Stolen Property Offenses	1	1	0	0
		Crimes Against Society				
		Drug/Narcotic Violations	4	4	5	0
		Drug Equipment Violations	1	1	1	0
		Betting/Wagering	0	0	0	0
		Operating/Promoting/Assisting Gambling	0	0	0	0
		Gambling Equipment Violations	0	0	0	0
		Sports Tampering	0	0	0	0
		Pornography/Obscene Material	0	0	0	0
		Prostitution	0	0	0	0
		Assisting or Promoting Prostitution	0	0	0	0
		Purchasing Prostitution	0	0	0	0
		Weapon Law Violations	1	1	0	0
		Animal Cruelty	0	0	0	0
		Total Group A Offenses	58	29	22	1
Group B Arrests						
Offense	Adult	Juvenile				
Bad Checks	0	0	Extortion/Blackmail	0	0	0
Curfew/Loitering/Vagrancy Violations	0	0	False Pretenses/Swindle/Confidence Game	0	0	0
Disorderly Conduct	0	0	Credit Card/Automated Teller Machine Fraud	0	0	0
Driving Under the Influence	1	0	Impersonation	0	0	0
Drunkenness	0	0	Welfare Fraud	0	0	0
Family Offenses (Nonviolent)	0	0	Wire Fraud	0	0	0
Liquor Law Violations	0	0	Identity Theft	0	0	0
Peeping Tom	0	0	Hacking/Computer Invasion	0	0	0
Trespass of Real Property	1	0	Robbery	0	0	0
All Other Offenses	18	0	Pocket-picking	0	0	0
Total Group B	20	0	Purse-snatching	0	0	0
			Shoplifting	1	0	0
			Theft From Building	0	0	0
			Theft From Coin Operated Machine or Device	0	0	0
			Theft From Motor Vehicle	2	1	0
			Theft of Motor Vehicle Parts/Accessories	1	0	0
			All Other Larceny	11	4	1
			Motor Vehicle Theft	6	1	0
			Stolen Property Offenses	1	1	0
			Crimes Against Society			
			Drug/Narcotic Violations	4	4	5
			Drug Equipment Violations	1	1	0
			Betting/Wagering	0	0	0
			Operating/Promoting/Assisting Gambling	0	0	0
			Gambling Equipment Violations	0	0	0
			Sports Tampering	0	0	0
			Pornography/Obscene Material	0	0	0
			Prostitution	0	0	0
			Assisting or Promoting Prostitution	0	0	0
			Purchasing Prostitution	0	0	0
			Weapon Law Violations	1	1	0
			Animal Cruelty	0	0	0
			Total Group A Offenses	58	29	1

(*) Offenses are counted using the FBI Units of Count for Crime

(**) The 'Arrests' column shows arrests made for incidents during the selected period, regardless of arrest date. Arrest counts for the same period may change over time.

Fort Kent PD - ME0020300 - NIBRS Agency Crime Overview - 2021

2021 Population Estimate	3,778	Offenses (*)		Arrests (**)		
		Reported	Cleared	Adult	Juvenile	
Offense Overview		Group A Offenses				
		Crimes Against Persons				
Offense Total	38	Murder and Nonnegligent Manslaughter	0	0	0	0
Number Cleared	17	Negligent Manslaughter	0	0	0	0
Percent Cleared	44.74 %	Kidnapping/Abduction	1	1	1	0
Group A Crimes per 100,000 population	1,005.8	Rape	0	0	0	0
		Sodomy	0	0	0	0
		Sexual Assault With An Object	0	0	0	0
		Fondling	1	1	0	1
		Incest	0	0	0	0
		Statutory Rape	0	0	0	0
Arrest Overview		Aggravated Assault	0	0	0	0
Total Arrests	36	Simple Assault	10	9	4	1
Adult Arrests	31	Intimidation	6	1	0	0
Juvenile Arrests	5	Human Trafficking, Commercial Sex Acts	0	0	0	0
Unknown Age	0	Human Trafficking, Involuntary Servitude	0	0	0	0
Arrests per 100,000 population	952.9	Crimes Against Property				
		Arson	0	0	0	0
		Bribery	0	0	0	0
		Burglary/Breaking & Entering	2	0	0	0
		Counterfeiting/Forgery	0	0	0	0
		Destruction/Damage/Vandalism of Property	6	3	2	0
		Embezzlement	0	0	0	0
		Extortion/Blackmail	0	0	0	0
		False Pretenses/Swindle/Confidence Game	0	0	0	0
		Credit Card/Automated Teller Machine Fraud	0	0	0	0
		Impersonation	0	0	0	0
		Welfare Fraud	0	0	0	0
		Wire Fraud	0	0	0	0
		Identity Theft	0	0	0	0
		Hacking/Computer Invasion	0	0	0	0
		Robbery	0	0	0	0
		Pocket-picking	0	0	0	0
		Purse-snatching	0	0	0	0
		Shoplifting	1	0	0	0
		Theft From Building	0	0	0	0
		Theft From Coin Operated Machine or Device	0	0	0	0
		Theft From Motor Vehicle	1	0	0	0
		Theft of Motor Vehicle Parts/Accessories	0	0	0	0
		All Other Larceny	6	2	2	0
		Motor Vehicle Theft	2	0	0	0
		Stolen Property Offenses	0	0	0	0
		Crimes Against Society				
		Drug/Narcotic Violations	1	0	0	0
		Drug Equipment Violations	0	0	0	0
		Betting/Wagering	0	0	0	0
		Operating/Promoting/Assisting Gambling	0	0	0	0
		Gambling Equipment Violations	0	0	0	0
		Sports Tampering	0	0	0	0
		Pornography/Obscene Material	0	0	0	0
		Prostitution	0	0	0	0
		Assisting or Promoting Prostitution	0	0	0	0
		Purchasing Prostitution	0	0	0	0
		Weapon Law Violations	1	0	0	0
		Animal Cruelty	0	0	0	0
		Total Group A Offenses	38	17	9	2
Group B Arrests						
Offense	Adult	Juvenile				
Bad Checks	2	0	Extortion/Blackmail	0	0	0
Curfew/Loitering/Vagrancy Violations	0	0	False Pretenses/Swindle/Confidence Game	0	0	0
Disorderly Conduct	1	0	Credit Card/Automated Teller Machine Fraud	0	0	0
Driving Under the Influence	2	1	Impersonation	0	0	0
Drunkenness	0	0	Welfare Fraud	0	0	0
Family Offenses (Nonviolent)	0	0	Wire Fraud	0	0	0
Liquor Law Violations	0	0	Identity Theft	0	0	0
Peeping Tom	0	0	Hacking/Computer Invasion	0	0	0
Trespass of Real Property	0	0	Robbery	0	0	0
All Other Offenses	17	2	Pocket-picking	0	0	0
Total Group B	22	3	Purse-snatching	0	0	0
			Shoplifting	1	0	0
			Theft From Building	0	0	0
			Theft From Coin Operated Machine or Device	0	0	0
			Theft From Motor Vehicle	1	0	0
			Theft of Motor Vehicle Parts/Accessories	0	0	0
			All Other Larceny	6	2	2
			Motor Vehicle Theft	2	0	0
			Stolen Property Offenses	0	0	0
			Crimes Against Society			
			Drug/Narcotic Violations	1	0	0
			Drug Equipment Violations	0	0	0
			Betting/Wagering	0	0	0
			Operating/Promoting/Assisting Gambling	0	0	0
			Gambling Equipment Violations	0	0	0
			Sports Tampering	0	0	0
			Pornography/Obscene Material	0	0	0
			Prostitution	0	0	0
			Assisting or Promoting Prostitution	0	0	0
			Purchasing Prostitution	0	0	0
			Weapon Law Violations	1	0	0
			Animal Cruelty	0	0	0
			Total Group A Offenses	38	17	9

(*) Offenses are counted using the FBI Units of Count for Crime

(**) The 'Arrests' column shows arrests made for incidents during the selected period, regardless of arrest date. Arrest counts for the same period may change over time.

Franklin SO - ME0040000 - NIBRS Agency Crime Overview - 2021

2021 Population Estimate	12,304	Offenses (*)		Arrests (**)	
		Reported	Cleared	Adult	Juvenile
Offense Overview		Group A Offenses			
Offense Total	276	Crimes Against Persons			
Number Cleared	107	Murder and Nonnegligent Manslaughter			
Percent Cleared	38.77 %	Negligent Manslaughter			
Group A Crimes per 100,000 population	2,243.2	Kidnapping/Abduction			
		Rape			
		Sodomy			
		Sexual Assault With An Object			
		Fondling			
		Incest			
		Statutory Rape			
Arrest Overview		Crimes Against Property			
Total Arrests	244	Arson			
Adult Arrests	222	Bribery			
Juvenile Arrests	22	Burglary/Breaking & Entering			
Unknown Age	0	Counterfeiting/Forgery			
Arrests per 100,000 population	1,983.1	Destruction/Damage/Vandalism of Property			
		Embezzlement			
		Extortion/Blackmail			
		False Pretenses/Swindle/Confidence Game			
		Credit Card/Automated Teller Machine Fraud			
		Impersonation			
		Welfare Fraud			
		Wire Fraud			
		Identity Theft			
		Hacking/Computer Invasion			
		Robbery			
		Pocket-picking			
		Purse-snatching			
		Shoplifting			
		Theft From Building			
		Theft From Coin Operated Machine or Device			
		Theft From Motor Vehicle			
		Theft of Motor Vehicle Parts/Accessories			
		All Other Larceny			
		Motor Vehicle Theft			
		Stolen Property Offenses			
		Crimes Against Society			
		Drug/Narcotic Violations			
		Drug Equipment Violations			
		Betting/Wagering			
		Operating/Promoting/Assisting Gambling			
		Gambling Equipment Violations			
		Sports Tampering			
		Pornography/Obscene Material			
		Prostitution			
		Assisting or Promoting Prostitution			
		Purchasing Prostitution			
		Weapon Law Violations			
		Animal Cruelty			
		Total Group A Offenses			
Group B Arrests					
Offense	Adult	Juvenile			
Bad Checks	0	0			
Curfew/Loitering/Vagrancy Violations	0	0			
Disorderly Conduct	1	0			
Driving Under the Influence	45	0			
Drunkenness	0	0			
Family Offenses (Nonviolent)	0	0			
Liquor Law Violations	1	0			
Peeping Tom	0	0			
Trespass of Real Property	3	0			
All Other Offenses	108	2			
Total Group B	158	2			

(*) Offenses are counted using the FBI Units of Count for Crime

(**) The 'Arrests' column shows arrests made for incidents during the selected period, regardless of arrest date. Arrest counts for the same period may change over time.

Freeport PD - ME0031100 - NIBRS Agency Crime Overview - 2021

2021 Population Estimate	8,713	Offenses (*)		Arrests (**)		
		Reported	Cleared	Adult	Juvenile	
Offense Overview		Group A Offenses				
		Crimes Against Persons				
Offense Total	185	Murder and Nonnegligent Manslaughter	0	0	0	0
Number Cleared	92	Negligent Manslaughter	0	0	0	0
Percent Cleared	49.73 %	Kidnapping/Abduction	0	0	0	0
Group A Crimes per 100,000 population	2,123.3	Rape	0	0	1	0
		Sodomy	0	0	0	0
		Sexual Assault With An Object	0	0	0	0
		Fondling	0	0	0	0
		Incest	0	0	0	0
		Statutory Rape	1	0	0	0
Arrest Overview		Aggravated Assault	1	0	0	0
Total Arrests	150	Simple Assault	23	14	9	2
Adult Arrests	135	Intimidation	15	12	5	2
Juvenile Arrests	15	Human Trafficking, Commercial Sex Acts	0	0	0	0
Unknown Age	0	Human Trafficking, Involuntary Servitude	0	0	0	0
Arrests per 100,000 population	1,721.6	Crimes Against Property				
		Arson	1	0	0	0
		Bribery	0	0	0	0
		Burglary/Breaking & Entering	2	1	0	2
		Counterfeiting/Forgery	4	1	0	0
		Destruction/Damage/Vandalism of Property	20	5	2	3
		Embezzlement	0	0	0	0
		Extortion/Blackmail	0	0	0	0
		False Pretenses/Swindle/Confidence Game	23	6	3	0
		Credit Card/Automated Teller Machine Fraud	8	1	0	0
		Impersonation	1	0	0	0
		Welfare Fraud	0	0	0	0
		Wire Fraud	0	0	0	0
		Identity Theft	0	0	0	0
		Hacking/Computer Invasion	0	0	0	0
		Robbery	0	0	0	0
		Pocket-picking	0	0	0	0
		Purse-snatching	0	0	0	0
		Shoplifting	32	26	26	1
		Theft From Building	2	0	1	0
		Theft From Coin Operated Machine or Device	0	0	0	0
		Theft From Motor Vehicle	3	0	0	0
		Theft of Motor Vehicle Parts/Accessories	1	0	0	0
		All Other Larceny	34	13	6	0
		Motor Vehicle Theft	1	1	1	0
		Stolen Property Offenses	0	0	0	0
		Crimes Against Society				
		Drug/Narcotic Violations	9	9	5	0
		Drug Equipment Violations	2	2	0	2
		Betting/Wagering	0	0	0	0
		Operating/Promoting/Assisting Gambling	0	0	0	0
		Gambling Equipment Violations	0	0	0	0
		Sports Tampering	0	0	0	0
		Pornography/Obscene Material	1	0	0	0
		Prostitution	0	0	0	0
		Assisting or Promoting Prostitution	0	0	0	0
		Purchasing Prostitution	0	0	0	0
		Weapon Law Violations	1	1	1	0
		Animal Cruelty	0	0	0	0
		Total Group A Offenses	185	92	60	12
Group B Arrests						
Offense	Adult	Juvenile				
Bad Checks	0	0				
Curfew/Loitering/Vagrancy Violations	0	0				
Disorderly Conduct	1	0				
Driving Under the Influence	13	0				
Drunkenness	0	0				
Family Offenses (Nonviolent)	0	0				
Liquor Law Violations	1	1				
Peeping Tom	0	0				
Trespass of Real Property	2	0				
All Other Offenses	58	2				
Total Group B	75	3				

(*) Offenses are counted using the FBI Units of Count for Crime

(**) The 'Arrests' column shows arrests made for incidents during the selected period, regardless of arrest date. Arrest counts for the same period may change over time.

Fryeburg PD - ME0090700 - NIBRS Agency Crime Overview - 2021

2021 Population Estimate	3,435	Offenses (*)		Arrests (**)		
		Reported	Cleared	Adult	Juvenile	
Offense Overview		Group A Offenses				
		Crimes Against Persons				
Offense Total	87	Murder and Nonnegligent Manslaughter	1	1	1	0
Number Cleared	34	Negligent Manslaughter	0	0	0	0
Percent Cleared	39.08 %	Kidnapping/Abduction	0	0	0	0
Group A Crimes per 100,000 population	2,532.8	Rape	3	1	1	0
		Sodomy	0	0	0	0
		Sexual Assault With An Object	0	0	0	0
		Fondling	1	0	0	0
		Incest	0	0	0	0
		Statutory Rape	1	0	0	0
Arrest Overview		Aggravated Assault	2	2	2	0
Total Arrests	50	Simple Assault	16	11	9	0
Adult Arrests	49	Intimidation	5	2	1	0
Juvenile Arrests	1	Human Trafficking, Commercial Sex Acts	0	0	0	0
Unknown Age	0	Human Trafficking, Involuntary Servitude	0	0	0	0
Arrests per 100,000 population	1,455.6	Crimes Against Property				
		Arson	0	0	0	0
		Bribery	0	0	0	0
		Burglary/Breaking & Entering	3	1	0	0
		Counterfeiting/Forgery	1	0	0	0
		Destruction/Damage/Vandalism of Property	8	2	1	1
		Embezzlement	0	0	0	0
		Extortion/Blackmail	0	0	0	0
		False Pretenses/Swindle/Confidence Game	2	0	0	0
		Credit Card/Automated Teller Machine Fraud	1	0	0	0
		Impersonation	0	0	0	0
		Welfare Fraud	0	0	0	0
		Wire Fraud	0	0	0	0
		Identity Theft	0	0	0	0
		Hacking/Computer Invasion	0	0	0	0
		Robbery	0	0	0	0
		Pocket-picking	0	0	0	0
		Purse-snatching	0	0	0	0
		Shoplifting	0	0	0	0
		Theft From Building	0	0	0	0
		Theft From Coin Operated Machine or Device	0	0	0	0
		Theft From Motor Vehicle	3	0	0	0
		Theft of Motor Vehicle Parts/Accessories	3	0	0	0
		All Other Larceny	26	4	5	0
		Motor Vehicle Theft	1	0	0	0
		Stolen Property Offenses	0	0	0	0
		Crimes Against Society				
		Drug/Narcotic Violations	4	4	1	0
		Drug Equipment Violations	4	4	0	0
		Betting/Wagering	0	0	0	0
		Operating/Promoting/Assisting Gambling	0	0	0	0
		Gambling Equipment Violations	0	0	0	0
		Sports Tampering	0	0	0	0
		Pornography/Obscene Material	0	0	0	0
		Prostitution	0	0	0	0
		Assisting or Promoting Prostitution	0	0	0	0
		Purchasing Prostitution	0	0	0	0
		Weapon Law Violations	2	2	1	0
		Animal Cruelty	0	0	0	0
		Total Group A Offenses	87	34	22	1
Group B Arrests						
Offense	Adult	Juvenile				
Bad Checks	0	0	Extortion/Blackmail	0	0	0
Curfew/Loitering/Vagrancy Violations	0	0	False Pretenses/Swindle/Confidence Game	2	0	0
Disorderly Conduct	4	0	Credit Card/Automated Teller Machine Fraud	1	0	0
Driving Under the Influence	10	0	Impersonation	0	0	0
Drunkenness	0	0	Welfare Fraud	0	0	0
Family Offenses (Nonviolent)	0	0	Wire Fraud	0	0	0
Liquor Law Violations	0	0	Identity Theft	0	0	0
Peeping Tom	0	0	Hacking/Computer Invasion	0	0	0
Trespass of Real Property	0	0	Robbery	0	0	0
All Other Offenses	13	0	Pocket-picking	0	0	0
Total Group B	27	0	Purse-snatching	0	0	0
			Shoplifting	0	0	0
			Theft From Building	0	0	0
			Theft From Coin Operated Machine or Device	0	0	0
			Theft From Motor Vehicle	3	0	0
			Theft of Motor Vehicle Parts/Accessories	3	0	0
			All Other Larceny	26	4	5
			Motor Vehicle Theft	1	0	0
			Stolen Property Offenses	0	0	0
			Crimes Against Society			
			Drug/Narcotic Violations	4	4	1
			Drug Equipment Violations	4	4	0
			Betting/Wagering	0	0	0
			Operating/Promoting/Assisting Gambling	0	0	0
			Gambling Equipment Violations	0	0	0
			Sports Tampering	0	0	0
			Pornography/Obscene Material	0	0	0
			Prostitution	0	0	0
			Assisting or Promoting Prostitution	0	0	0
			Purchasing Prostitution	0	0	0
			Weapon Law Violations	2	2	1
			Animal Cruelty	0	0	0
			Total Group A Offenses	87	34	22

(*) Offenses are counted using the FBI Units of Count for Crime

(**) The 'Arrests' column shows arrests made for incidents during the selected period, regardless of arrest date. Arrest counts for the same period may change over time.

Gardiner PD - ME0060200 - NIBRS Agency Crime Overview - 2021

2021 Population Estimate	5,675	Offenses (*)		Arrests (**)	
		Reported	Cleared	Adult	Juvenile
Offense Overview		Group A Offenses			
Offense Total	142	Crimes Against Persons			
Number Cleared	51	Murder and Nonnegligent Manslaughter			
Percent Cleared	35.92 %	Negligent Manslaughter			
Group A Crimes per 100,000 population	2,502.2	Kidnapping/Abduction			
		Rape			
		Sodomy			
		Sexual Assault With An Object			
		Fondling			
		Incest			
		Statutory Rape			
Arrest Overview		Crimes Against Property			
Total Arrests	132	Arson			
Adult Arrests	125	Bribery			
Juvenile Arrests	7	Burglary/Breaking & Entering			
Unknown Age	0	Counterfeiting/Forgery			
Arrests per 100,000 population	2,326.0	Destruction/Damage/Vandalism of Property			
		Embezzlement			
		Extortion/Blackmail			
		False Pretenses/Swindle/Confidence Game			
		Credit Card/Automated Teller Machine Fraud			
		Impersonation			
		Welfare Fraud			
		Wire Fraud			
		Identity Theft			
		Hacking/Computer Invasion			
		Robbery			
		Pocket-picking			
		Purse-snatching			
		Shoplifting			
		Theft From Building			
		Theft From Coin Operated Machine or Device			
		Theft From Motor Vehicle			
		Theft of Motor Vehicle Parts/Accessories			
		All Other Larceny			
		Motor Vehicle Theft			
		Stolen Property Offenses			
		Crimes Against Society			
		Drug/Narcotic Violations			
		Drug Equipment Violations			
		Betting/Wagering			
		Operating/Promoting/Assisting Gambling			
		Gambling Equipment Violations			
		Sports Tampering			
		Pornography/Obscene Material			
		Prostitution			
		Assisting or Promoting Prostitution			
		Purchasing Prostitution			
		Weapon Law Violations			
		Animal Cruelty			
		Total Group A Offenses			
Group B Arrests					
Offense	Adult	Juvenile			
Bad Checks	0	0			
Curfew/Loitering/Vagrancy Violations	0	0			
Disorderly Conduct	4	0			
Driving Under the Influence	25	0			
Drunkenness	0	0			
Family Offenses (Nonviolent)	0	0			
Liquor Law Violations	0	0			
Peeping Tom	0	0			
Trespass of Real Property	3	1			
All Other Offenses	60	0			
Total Group B	92	1			
			142	51	33
					6

(*) Offenses are counted using the FBI Units of Count for Crime

(**) The 'Arrests' column shows arrests made for incidents during the selected period, regardless of arrest date. Arrest counts for the same period may change over time.

Gorham PD - ME0030400 - NIBRS Agency Crime Overview - 2021

2021 Population Estimate	18,130	Offenses (*)		Arrests (**)	
		Reported	Cleared	Adult	Juvenile
Offense Overview		Group A Offenses			
Offense Total	190	Crimes Against Persons			
Number Cleared	95	Murder and Nonnegligent Manslaughter			
Percent Cleared	50.00 %	Negligent Manslaughter			
Group A Crimes per 100,000 population	1,048.0	Kidnapping/Abduction			
		Rape			
		Sodomy			
		Sexual Assault With An Object			
		Fondling			
		Incest			
		Statutory Rape			
Arrest Overview		Crimes Against Property			
Total Arrests	250	Arson			
Adult Arrests	226	Bribery			
Juvenile Arrests	24	Burglary/Breaking & Entering			
Unknown Age	0	Counterfeiting/Forgery			
Arrests per 100,000 population	1,378.9	Destruction/Damage/Vandalism of Property			
		Embezzlement			
		Extortion/Blackmail			
		False Pretenses/Swindle/Confidence Game			
		Credit Card/Automated Teller Machine Fraud			
		Impersonation			
		Welfare Fraud			
		Wire Fraud			
		Identity Theft			
		Hacking/Computer Invasion			
		Robbery			
		Pocket-picking			
		Purse-snatching			
		Shoplifting			
		Theft From Building			
		Theft From Coin Operated Machine or Device			
		Theft From Motor Vehicle			
		Theft of Motor Vehicle Parts/Accessories			
		All Other Larceny			
		Motor Vehicle Theft			
		Stolen Property Offenses			
		Crimes Against Society			
		Drug/Narcotic Violations			
		Drug Equipment Violations			
		Betting/Wagering			
		Operating/Promoting/Assisting Gambling			
		Gambling Equipment Violations			
		Sports Tampering			
		Pornography/Obscene Material			
		Prostitution			
		Assisting or Promoting Prostitution			
		Purchasing Prostitution			
		Weapon Law Violations			
		Animal Cruelty			
		Total Group A Offenses			
Group B Arrests					
Offense	Adult	Juvenile			
Bad Checks	0	0			
Curfew/Loitering/Vagrancy Violations	0	0			
Disorderly Conduct	3	2			
Driving Under the Influence	67	0			
Drunkenness	0	0			
Family Offenses (Nonviolent)	0	1			
Liquor Law Violations	4	2			
Peeping Tom	0	0			
Trespass of Real Property	8	0			
All Other Offenses	68	3			
Total Group B	150	8			

(*) Offenses are counted using the FBI Units of Count for Crime

(**) The 'Arrests' column shows arrests made for incidents during the selected period, regardless of arrest date. Arrest counts for the same period may change over time.

Gouldsboro PD - ME0051300 - NIBRS Agency Crime Overview - 2021

2021 Population Estimate	1,744	Offenses (*)		Arrests (**)		
		Reported	Cleared	Adult	Juvenile	
Offense Overview		Group A Offenses				
		Crimes Against Persons				
Offense Total	1	Murder and Nonnegligent Manslaughter	0	0	0	0
Number Cleared	1	Negligent Manslaughter	0	0	0	0
Percent Cleared	100.00 %	Kidnapping/Abduction	0	0	0	0
Group A Crimes per 100,000 population	57.3	Rape	0	0	0	0
		Sodomy	0	0	0	0
		Sexual Assault With An Object	0	0	0	0
		Fondling	0	0	0	0
		Incest	0	0	0	0
		Statutory Rape	0	0	0	0
Arrest Overview		Crimes Against Property				
Total Arrests	5	Aggravated Assault	0	0	0	0
Adult Arrests	5	Simple Assault	1	1	1	0
Juvenile Arrests	0	Intimidation	0	0	0	0
Unknown Age	0	Human Trafficking, Commercial Sex Acts	0	0	0	0
Arrests per 100,000 population	286.7	Human Trafficking, Involuntary Servitude	0	0	0	0
		Crimes Against Property				
		Arson	0	0	0	0
		Bribery	0	0	0	0
		Burglary/Breaking & Entering	0	0	0	0
		Counterfeiting/Forgery	0	0	0	0
		Destruction/Damage/Vandalism of Property	0	0	0	0
		Embezzlement	0	0	0	0
		Extortion/Blackmail	0	0	0	0
		False Pretenses/Swindle/Confidence Game	0	0	0	0
		Credit Card/Automated Teller Machine Fraud	0	0	0	0
		Impersonation	0	0	0	0
		Welfare Fraud	0	0	0	0
		Wire Fraud	0	0	0	0
		Identity Theft	0	0	0	0
		Hacking/Computer Invasion	0	0	0	0
		Robbery	0	0	0	0
		Pocket-picking	0	0	0	0
		Purse-snatching	0	0	0	0
		Shoplifting	0	0	0	0
		Theft From Building	0	0	0	0
		Theft From Coin Operated Machine or Device	0	0	0	0
		Theft From Motor Vehicle	0	0	0	0
		Theft of Motor Vehicle Parts/Accessories	0	0	0	0
		All Other Larceny	0	0	0	0
		Motor Vehicle Theft	0	0	0	0
		Stolen Property Offenses	0	0	0	0
		Crimes Against Society				
		Drug/Narcotic Violations	0	0	0	0
		Drug Equipment Violations	0	0	0	0
		Betting/Wagering	0	0	0	0
		Operating/Promoting/Assisting Gambling	0	0	0	0
		Gambling Equipment Violations	0	0	0	0
		Sports Tampering	0	0	0	0
		Pornography/Obscene Material	0	0	0	0
		Prostitution	0	0	0	0
		Assisting or Promoting Prostitution	0	0	0	0
		Purchasing Prostitution	0	0	0	0
		Weapon Law Violations	0	0	0	0
		Animal Cruelty	0	0	0	0
		Total Group A Offenses	1	1	1	0
Group B Arrests						
Offense	Adult	Juvenile				
Bad Checks	0	0	Extortion/Blackmail	0	0	0
Curfew/Loitering/Vagrancy Violations	0	0	False Pretenses/Swindle/Confidence Game	0	0	0
Disorderly Conduct	0	0	Credit Card/Automated Teller Machine Fraud	0	0	0
Driving Under the Influence	2	0	Impersonation	0	0	0
Drunkenness	0	0	Welfare Fraud	0	0	0
Family Offenses (Nonviolent)	0	0	Wire Fraud	0	0	0
Liquor Law Violations	0	0	Identity Theft	0	0	0
Peeping Tom	0	0	Hacking/Computer Invasion	0	0	0
Trespass of Real Property	0	0	Robbery	0	0	0
All Other Offenses	2	0	Pocket-picking	0	0	0
			Purse-snatching	0	0	0
			Shoplifting	0	0	0
Total Group B	4	0	Theft From Building	0	0	0
			Theft From Coin Operated Machine or Device	0	0	0
			Theft From Motor Vehicle	0	0	0
			Theft of Motor Vehicle Parts/Accessories	0	0	0
			All Other Larceny	0	0	0
			Motor Vehicle Theft	0	0	0
			Stolen Property Offenses	0	0	0
			Crimes Against Society			
			Drug/Narcotic Violations	0	0	0
			Drug Equipment Violations	0	0	0
			Betting/Wagering	0	0	0
			Operating/Promoting/Assisting Gambling	0	0	0
			Gambling Equipment Violations	0	0	0
			Sports Tampering	0	0	0
			Pornography/Obscene Material	0	0	0
			Prostitution	0	0	0
			Assisting or Promoting Prostitution	0	0	0
			Purchasing Prostitution	0	0	0
			Weapon Law Violations	0	0	0
			Animal Cruelty	0	0	0
			Total Group A Offenses	1	1	1

(*) Offenses are counted using the FBI Units of Count for Crime

(**) The 'Arrests' column shows arrests made for incidents during the selected period, regardless of arrest date. Arrest counts for the same period may change over time.

Greenville PD - ME0110500 - NIBRS Agency Crime Overview - 2021

2021 Population Estimate	1,626	Offenses (*)		Arrests (**)		
		Reported	Cleared	Adult	Juvenile	
Offense Overview		Group A Offenses				
		Crimes Against Persons				
Offense Total	54	Murder and Nonnegligent Manslaughter	0	0	0	0
Number Cleared	14	Negligent Manslaughter	0	0	0	0
Percent Cleared	25.93 %	Kidnapping/Abduction	0	0	0	0
Group A Crimes per 100,000 population	3,321.0	Rape	0	0	0	0
		Sodomy	0	0	0	0
		Sexual Assault With An Object	0	0	0	0
		Fondling	0	0	0	0
		Incest	0	0	0	0
		Statutory Rape	0	0	0	0
Arrest Overview		Aggravated Assault	0	0	0	0
Total Arrests	25	Simple Assault	4	2	2	0
Adult Arrests	25	Intimidation	7	0	0	0
Juvenile Arrests	0	Human Trafficking, Commercial Sex Acts	0	0	0	0
Unknown Age	0	Human Trafficking, Involuntary Servitude	0	0	0	0
Arrests per 100,000 population	1,537.5	Crimes Against Property				
		Arson	0	0	0	0
		Bribery	0	0	0	0
		Burglary/Breaking & Entering	2	0	0	0
		Counterfeiting/Forgery	0	0	0	0
		Destruction/Damage/Vandalism of Property	3	0	0	0
		Embezzlement	0	0	0	0
		Extortion/Blackmail	0	0	0	0
		False Pretenses/Swindle/Confidence Game	0	0	1	0
		Credit Card/Automated Teller Machine Fraud	0	0	0	0
		Impersonation	0	0	0	0
		Welfare Fraud	0	0	0	0
		Wire Fraud	0	0	0	0
		Identity Theft	0	0	0	0
		Hacking/Computer Invasion	0	0	0	0
		Robbery	0	0	0	0
		Pocket-picking	0	0	0	0
		Purse-snatching	0	0	0	0
		Shoplifting	0	0	0	0
		Theft From Building	0	0	0	0
		Theft From Coin Operated Machine or Device	0	0	0	0
		Theft From Motor Vehicle	1	0	0	0
		Theft of Motor Vehicle Parts/Accessories	2	0	0	0
		All Other Larceny	24	3	1	0
		Motor Vehicle Theft	1	1	2	0
		Stolen Property Offenses	0	0	0	0
		Crimes Against Society				
		Drug/Narcotic Violations	8	6	8	0
		Drug Equipment Violations	2	2	1	0
		Betting/Wagering	0	0	0	0
		Operating/Promoting/Assisting Gambling	0	0	0	0
		Gambling Equipment Violations	0	0	0	0
		Sports Tampering	0	0	0	0
		Pornography/Obscene Material	0	0	0	0
		Prostitution	0	0	0	0
		Assisting or Promoting Prostitution	0	0	0	0
		Purchasing Prostitution	0	0	0	0
		Weapon Law Violations	0	0	0	0
		Animal Cruelty	0	0	0	0
		Total Group A Offenses	54	14	15	0
Group B Arrests						
Offense	Adult	Juvenile				
Bad Checks	0	0	Extortion/Blackmail	0	0	0
Curfew/Loitering/Vagrancy Violations	0	0	False Pretenses/Swindle/Confidence Game	0	0	1
Disorderly Conduct	0	0	Credit Card/Automated Teller Machine Fraud	0	0	0
Driving Under the Influence	8	0	Impersonation	0	0	0
Drunkenness	0	0	Welfare Fraud	0	0	0
Family Offenses (Nonviolent)	0	0	Wire Fraud	0	0	0
Liquor Law Violations	0	0	Identity Theft	0	0	0
Peeping Tom	0	0	Hacking/Computer Invasion	0	0	0
Trespass of Real Property	1	0	Robbery	0	0	0
All Other Offenses	1	0	Pocket-picking	0	0	0
Total Group B	10	0	Purse-snatching	0	0	0
			Shoplifting	0	0	0
			Theft From Building	0	0	0
			Theft From Coin Operated Machine or Device	0	0	0
			Theft From Motor Vehicle	1	0	0
			Theft of Motor Vehicle Parts/Accessories	2	0	0
			All Other Larceny	24	3	1
			Motor Vehicle Theft	1	1	2
			Stolen Property Offenses	0	0	0
			Crimes Against Society			
			Drug/Narcotic Violations	8	6	8
			Drug Equipment Violations	2	2	1
			Betting/Wagering	0	0	0
			Operating/Promoting/Assisting Gambling	0	0	0
			Gambling Equipment Violations	0	0	0
			Sports Tampering	0	0	0
			Pornography/Obscene Material	0	0	0
			Prostitution	0	0	0
			Assisting or Promoting Prostitution	0	0	0
			Purchasing Prostitution	0	0	0
			Weapon Law Violations	0	0	0
			Animal Cruelty	0	0	0
			Total Group A Offenses	54	14	15

(*) Offenses are counted using the FBI Units of Count for Crime

(**) The 'Arrests' column shows arrests made for incidents during the selected period, regardless of arrest date. Arrest counts for the same period may change over time.

Hallowell PD - ME0060300 - NIBRS Agency Crime Overview - 2021

2021 Population Estimate	2,386	Offenses (*)		Arrests (**)		
		Reported	Cleared	Adult	Juvenile	
Offense Overview		Group A Offenses				
		Crimes Against Persons				
Offense Total	29	Murder and Nonnegligent Manslaughter	0	0	0	0
Number Cleared	7	Negligent Manslaughter	0	0	0	0
Percent Cleared	24.14 %	Kidnapping/Abduction	0	0	0	0
Group A Crimes per 100,000 population	1,215.4	Rape	0	0	0	0
		Sodomy	0	0	0	0
		Sexual Assault With An Object	0	0	0	0
		Fondling	0	0	0	0
		Incest	0	0	0	0
		Statutory Rape	1	0	0	0
Arrest Overview		Aggravated Assault	0	0	0	0
Total Arrests	34	Simple Assault	5	3	3	0
Adult Arrests	34	Intimidation	1	1	1	0
Juvenile Arrests	0	Human Trafficking, Commercial Sex Acts	0	0	0	0
Unknown Age	0	Human Trafficking, Involuntary Servitude	0	0	0	0
Arrests per 100,000 population	1,425.0	Crimes Against Property				
		Arson	0	0	0	0
		Bribery	0	0	0	0
		Burglary/Breaking & Entering	0	0	0	0
		Counterfeiting/Forgery	0	0	0	0
		Destruction/Damage/Vandalism of Property	8	0	0	0
		Embezzlement	0	0	0	0
		Extortion/Blackmail	0	0	0	0
		False Pretenses/Swindle/Confidence Game	2	1	1	0
		Credit Card/Automated Teller Machine Fraud	0	0	0	0
		Impersonation	0	0	0	0
		Welfare Fraud	0	0	0	0
		Wire Fraud	1	0	0	0
		Identity Theft	0	0	0	0
		Hacking/Computer Invasion	0	0	0	0
		Robbery	0	0	0	0
		Pocket-picking	0	0	0	0
		Purse-snatching	0	0	0	0
		Shoplifting	2	1	1	0
		Theft From Building	5	1	1	0
		Theft From Coin Operated Machine or Device	0	0	0	0
		Theft From Motor Vehicle	0	0	0	0
		Theft of Motor Vehicle Parts/Accessories	0	0	0	0
		All Other Larceny	4	0	0	0
		Motor Vehicle Theft	0	0	0	0
		Stolen Property Offenses	0	0	0	0
		Crimes Against Society				
		Drug/Narcotic Violations	0	0	0	0
		Drug Equipment Violations	0	0	0	0
		Betting/Wagering	0	0	0	0
		Operating/Promoting/Assisting Gambling	0	0	0	0
		Gambling Equipment Violations	0	0	0	0
		Sports Tampering	0	0	0	0
		Pornography/Obscene Material	0	0	0	0
		Prostitution	0	0	0	0
		Assisting or Promoting Prostitution	0	0	0	0
		Purchasing Prostitution	0	0	0	0
		Weapon Law Violations	0	0	0	0
		Animal Cruelty	0	0	0	0
		Total Group A Offenses	29	7	7	0
Group B Arrests						
Offense	Adult	Juvenile				
Bad Checks	0	0	Extortion/Blackmail	0	0	0
Curfew/Loitering/Vagrancy Violations	0	0	False Pretenses/Swindle/Confidence Game	2	1	1
Disorderly Conduct	3	0	Credit Card/Automated Teller Machine Fraud	0	0	0
Driving Under the Influence	7	0	Impersonation	0	0	0
Drunkenness	0	0	Welfare Fraud	0	0	0
Family Offenses (Nonviolent)	1	0	Wire Fraud	1	0	0
Liquor Law Violations	0	0	Identity Theft	0	0	0
Peeping Tom	0	0	Hacking/Computer Invasion	0	0	0
Trespass of Real Property	1	0	Robbery	0	0	0
All Other Offenses	15	0	Pocket-picking	0	0	0
Total Group B	27	0	Purse-snatching	0	0	0
			Shoplifting	2	1	1
			Theft From Building	5	1	1
			Theft From Coin Operated Machine or Device	0	0	0
			Theft From Motor Vehicle	0	0	0
			Theft of Motor Vehicle Parts/Accessories	0	0	0
			All Other Larceny	4	0	0
			Motor Vehicle Theft	0	0	0
			Stolen Property Offenses	0	0	0
			Crimes Against Society			
			Drug/Narcotic Violations	0	0	0
			Drug Equipment Violations	0	0	0
			Betting/Wagering	0	0	0
			Operating/Promoting/Assisting Gambling	0	0	0
			Gambling Equipment Violations	0	0	0
			Sports Tampering	0	0	0
			Pornography/Obscene Material	0	0	0
			Prostitution	0	0	0
			Assisting or Promoting Prostitution	0	0	0
			Purchasing Prostitution	0	0	0
			Weapon Law Violations	0	0	0
			Animal Cruelty	0	0	0
			Total Group A Offenses	29	7	7

(*) Offenses are counted using the FBI Units of Count for Crime

(**) The 'Arrests' column shows arrests made for incidents during the selected period, regardless of arrest date. Arrest counts for the same period may change over time.

Hampden PD - ME0100700 - NIBRS Agency Crime Overview - 2021

2021 Population Estimate	7,537	Offenses (*)		Arrests (**)		
		Reported	Cleared	Adult	Juvenile	
Offense Overview		Group A Offenses				
		Crimes Against Persons				
Offense Total	136	Murder and Nonnegligent Manslaughter	0	0	0	0
Number Cleared	51	Negligent Manslaughter	0	0	0	0
Percent Cleared	37.50 %	Kidnapping/Abduction	0	0	0	0
Group A Crimes per 100,000 population	1,804.4	Rape	0	0	0	0
		Sodomy	0	0	0	0
		Sexual Assault With An Object	0	0	0	0
		Fondling	5	4	0	0
		Incest	0	0	0	0
		Statutory Rape	0	0	0	0
Arrest Overview		Aggravated Assault	0	0	1	0
Total Arrests	53	Simple Assault	12	10	10	0
Adult Arrests	53	Intimidation	23	11	3	0
Juvenile Arrests	0	Human Trafficking, Commercial Sex Acts	0	0	0	0
Unknown Age	0	Human Trafficking, Involuntary Servitude	0	0	0	0
Arrests per 100,000 population	703.2	Crimes Against Property				
		Arson	0	0	0	0
		Bribery	0	0	0	0
		Burglary/Breaking & Entering	9	4	2	0
		Counterfeiting/Forgery	0	0	0	0
		Destruction/Damage/Vandalism of Property	15	2	1	0
		Embezzlement	0	0	0	0
		Extortion/Blackmail	0	0	0	0
		False Pretenses/Swindle/Confidence Game	13	0	1	0
		Credit Card/Automated Teller Machine Fraud	1	0	0	0
		Impersonation	0	0	0	0
		Welfare Fraud	0	0	0	0
		Wire Fraud	0	0	0	0
		Identity Theft	0	0	0	0
		Hacking/Computer Invasion	0	0	0	0
		Robbery	0	0	0	0
		Pocket-picking	0	0	0	0
		Purse-snatching	0	0	0	0
		Shoplifting	6	2	0	0
		Theft From Building	0	0	0	0
		Theft From Coin Operated Machine or Device	0	0	0	0
		Theft From Motor Vehicle	8	0	0	0
		Theft of Motor Vehicle Parts/Accessories	5	0	0	0
		All Other Larceny	21	6	2	0
		Motor Vehicle Theft	1	1	1	0
		Stolen Property Offenses	0	0	0	0
		Crimes Against Society				
		Drug/Narcotic Violations	15	9	10	0
		Drug Equipment Violations	2	2	1	0
		Betting/Wagering	0	0	0	0
		Operating/Promoting/Assisting Gambling	0	0	0	0
		Gambling Equipment Violations	0	0	0	0
		Sports Tampering	0	0	0	0
		Pornography/Obscene Material	0	0	0	0
		Prostitution	0	0	0	0
		Assisting or Promoting Prostitution	0	0	0	0
		Purchasing Prostitution	0	0	0	0
		Weapon Law Violations	0	0	0	0
		Animal Cruelty	0	0	0	0
		Total Group A Offenses	136	51	32	0
Group B Arrests						
Offense	Adult	Juvenile				
Bad Checks	0	0	Extortion/Blackmail	0	0	0
Curfew/Loitering/Vagrancy Violations	0	0	False Pretenses/Swindle/Confidence Game	13	0	1
Disorderly Conduct	0	0	Credit Card/Automated Teller Machine Fraud	1	0	0
Driving Under the Influence	7	0	Impersonation	0	0	0
Drunkenness	0	0	Welfare Fraud	0	0	0
Family Offenses (Nonviolent)	0	0	Wire Fraud	0	0	0
Liquor Law Violations	0	0	Identity Theft	0	0	0
Peeping Tom	0	0	Hacking/Computer Invasion	0	0	0
Trespass of Real Property	2	0	Robbery	0	0	0
All Other Offenses	12	0	Pocket-picking	0	0	0
Total Group B	21	0	Purse-snatching	0	0	0
			Shoplifting	6	2	0
			Theft From Building	0	0	0
			Theft From Coin Operated Machine or Device	0	0	0
			Theft From Motor Vehicle	8	0	0
			Theft of Motor Vehicle Parts/Accessories	5	0	0
			All Other Larceny	21	6	2
			Motor Vehicle Theft	1	1	1
			Stolen Property Offenses	0	0	0
			Crimes Against Society			
			Drug/Narcotic Violations	15	9	10
			Drug Equipment Violations	2	2	1
			Betting/Wagering	0	0	0
			Operating/Promoting/Assisting Gambling	0	0	0
			Gambling Equipment Violations	0	0	0
			Sports Tampering	0	0	0
			Pornography/Obscene Material	0	0	0
			Prostitution	0	0	0
			Assisting or Promoting Prostitution	0	0	0
			Purchasing Prostitution	0	0	0
			Weapon Law Violations	0	0	0
			Animal Cruelty	0	0	0
			Total Group A Offenses	136	51	32

(*) Offenses are counted using the FBI Units of Count for Crime

(**) The 'Arrests' column shows arrests made for incidents during the selected period, regardless of arrest date. Arrest counts for the same period may change over time.

Hancock SO - ME0050000 - NIBRS Agency Crime Overview - 2021

2021 Population Estimate	30,946	Offenses (*)		Arrests (**)		
		Reported	Cleared	Adult	Juvenile	
Offense Overview		Group A Offenses				
		Crimes Against Persons				
Offense Total	386	Murder and Nonnegligent Manslaughter	0	0	0	0
Number Cleared	163	Negligent Manslaughter	1	1	1	0
Percent Cleared	42.23 %	Kidnapping/Abduction	0	0	0	0
Group A Crimes per 100,000 population	1,247.3	Rape	7	6	0	2
		Sodomy	1	1	0	0
		Sexual Assault With An Object	0	0	0	0
		Fondling	2	1	0	0
		Incest	0	0	0	0
		Statutory Rape	0	0	0	0
Arrest Overview		Aggravated Assault	9	8	7	0
Total Arrests	205	Simple Assault	48	43	24	1
Adult Arrests	202	Intimidation	86	36	8	0
Juvenile Arrests	3	Human Trafficking, Commercial Sex Acts	0	0	0	0
Unknown Age	0	Human Trafficking, Involuntary Servitude	0	0	0	0
Arrests per 100,000 population	662.4	Crimes Against Property				
		Arson	0	0	0	0
		Bribery	0	0	0	0
		Burglary/Breaking & Entering	12	1	2	0
		Counterfeiting/Forgery	0	0	0	0
		Destruction/Damage/Vandalism of Property	48	12	8	0
		Embezzlement	0	0	0	0
		Extortion/Blackmail	0	0	0	0
		False Pretenses/Swindle/Confidence Game	33	2	0	0
		Credit Card/Automated Teller Machine Fraud	5	0	0	0
		Impersonation	6	1	1	0
		Welfare Fraud	0	0	0	0
		Wire Fraud	5	0	0	0
		Identity Theft	0	0	0	0
		Hacking/Computer Invasion	0	0	0	0
		Robbery	0	0	0	0
		Pocket-picking	0	0	0	0
		Purse-snatching	0	0	0	0
		Shoplifting	0	0	0	0
		Theft From Building	0	0	0	0
		Theft From Coin Operated Machine or Device	0	0	0	0
		Theft From Motor Vehicle	1	0	0	0
		Theft of Motor Vehicle Parts/Accessories	13	1	0	0
		All Other Larceny	67	15	8	0
		Motor Vehicle Theft	5	3	1	0
		Stolen Property Offenses	1	1	1	0
		Crimes Against Society				
		Drug/Narcotic Violations	26	26	28	0
		Drug Equipment Violations	7	5	2	0
		Betting/Wagering	0	0	0	0
		Operating/Promoting/Assisting Gambling	0	0	0	0
		Gambling Equipment Violations	0	0	0	0
		Sports Tampering	0	0	0	0
		Pornography/Obscene Material	1	0	0	0
		Prostitution	0	0	0	0
		Assisting or Promoting Prostitution	1	0	0	0
		Purchasing Prostitution	0	0	0	0
		Weapon Law Violations	1	0	0	0
		Animal Cruelty	0	0	0	0
		Total Group A Offenses	386	163	91	3
Group B Arrests						
Offense	Adult	Juvenile				
Bad Checks	0	0	Extortion/Blackmail	0	0	0
Curfew/Loitering/Vagrancy Violations	0	0	False Pretenses/Swindle/Confidence Game	33	2	0
Disorderly Conduct	9	0	Credit Card/Automated Teller Machine Fraud	5	0	0
Driving Under the Influence	32	0	Impersonation	6	1	1
Drunkenness	0	0	Welfare Fraud	0	0	0
Family Offenses (Nonviolent)	1	0	Wire Fraud	5	0	0
Liquor Law Violations	2	0	Identity Theft	0	0	0
Peeping Tom	0	0	Hacking/Computer Invasion	0	0	0
Trespass of Real Property	1	0	Robbery	0	0	0
All Other Offenses	66	0	Pocket-picking	0	0	0
Total Group B	111	0	Purse-snatching	0	0	0
			Shoplifting	0	0	0
			Theft From Building	0	0	0
			Theft From Coin Operated Machine or Device	0	0	0
			Theft From Motor Vehicle	1	0	0
			Theft of Motor Vehicle Parts/Accessories	13	1	0
			All Other Larceny	67	15	8
			Motor Vehicle Theft	5	3	1
			Stolen Property Offenses	1	1	1
			Crimes Against Society			
			Drug/Narcotic Violations	26	26	28
			Drug Equipment Violations	7	5	2
			Betting/Wagering	0	0	0
			Operating/Promoting/Assisting Gambling	0	0	0
			Gambling Equipment Violations	0	0	0
			Sports Tampering	0	0	0
			Pornography/Obscene Material	1	0	0
			Prostitution	0	0	0
			Assisting or Promoting Prostitution	1	0	0
			Purchasing Prostitution	0	0	0
			Weapon Law Violations	1	0	0
			Animal Cruelty	0	0	0
			Total Group A Offenses	386	163	91
						3

(*) Offenses are counted using the FBI Units of Count for Crime

(**) The 'Arrests' column shows arrests made for incidents during the selected period, regardless of arrest date. Arrest counts for the same period may change over time.

This report is valid as of September 30, 2022 and is subject to change

Holden PD - ME0102700 - NIBRS Agency Crime Overview - 2021

2021 Population Estimate	3,124	Offenses (*)		Arrests (**)		
		Reported	Cleared	Adult	Juvenile	
Offense Overview		Group A Offenses				
Offense Total	79	Crimes Against Persons				
Number Cleared	55	Murder and Nonnegligent Manslaughter				
Percent Cleared	69.62 %	Negligent Manslaughter				
Group A Crimes per 100,000 population	2,528.8	Kidnapping/Abduction				
		Rape				
		Sodomy				
		Sexual Assault With An Object				
		Fondling				
		Incest				
		Statutory Rape				
Arrest Overview		Crimes Against Property				
Total Arrests	91	Arson				
Adult Arrests	90	Bribery				
Juvenile Arrests	1	Burglary/Breaking & Entering				
Unknown Age	0	Counterfeiting/Forgery				
Arrests per 100,000 population	2,912.9	Destruction/Damage/Vandalism of Property				
		Embezzlement				
		Extortion/Blackmail				
		False Pretenses/Swindle/Confidence Game				
		Credit Card/Automated Teller Machine Fraud				
		Impersonation				
		Welfare Fraud				
		Wire Fraud				
		Identity Theft				
		Hacking/Computer Invasion				
		Robbery				
		Pocket-picking				
		Purse-snatching				
		Shoplifting				
		Theft From Building				
		Theft From Coin Operated Machine or Device				
		Theft From Motor Vehicle				
		Theft of Motor Vehicle Parts/Accessories				
		All Other Larceny				
		Motor Vehicle Theft				
		Stolen Property Offenses				
		Crimes Against Society				
		Drug/Narcotic Violations				
		Drug Equipment Violations				
		Betting/Wagering				
		Operating/Promoting/Assisting Gambling				
		Gambling Equipment Violations				
		Sports Tampering				
		Pornography/Obscene Material				
		Prostitution				
		Assisting or Promoting Prostitution				
		Purchasing Prostitution				
		Weapon Law Violations				
		Animal Cruelty				
		Total Group A Offenses				
Group B Arrests						
Offense	Adult	Juvenile				
Bad Checks	0	0	Extortion/Blackmail			
Curfew/Loitering/Vagrancy Violations	0	0	False Pretenses/Swindle/Confidence Game			
Disorderly Conduct	1	0	Credit Card/Automated Teller Machine Fraud			
Driving Under the Influence	30	0	Impersonation			
Drunkenness	0	0	Welfare Fraud			
Family Offenses (Nonviolent)	0	0	Wire Fraud			
Liquor Law Violations	1	0	Identity Theft			
Peeping Tom	0	0	Hacking/Computer Invasion			
Trespass of Real Property	0	0	Robbery			
All Other Offenses	5	0	Pocket-picking			
			Purse-snatching			
			Shoplifting			
			Theft From Building			
			Theft From Coin Operated Machine or Device			
			Theft From Motor Vehicle			
			Theft of Motor Vehicle Parts/Accessories			
			All Other Larceny			
			Motor Vehicle Theft			
			Stolen Property Offenses			
			Crimes Against Society			
			Drug/Narcotic Violations			
			Drug Equipment Violations			
			Betting/Wagering			
			Operating/Promoting/Assisting Gambling			
			Gambling Equipment Violations			
			Sports Tampering			
			Pornography/Obscene Material			
			Prostitution			
			Assisting or Promoting Prostitution			
			Purchasing Prostitution			
			Weapon Law Violations			
			Animal Cruelty			
			Total Group B			
	37	0				
			Total Group A Offenses			
			79	55	53	1

(*) Offenses are counted using the FBI Units of Count for Crime

(**) The 'Arrests' column shows arrests made for incidents during the selected period, regardless of arrest date. Arrest counts for the same period may change over time.

This report is valid as of September 30, 2022 and is subject to change

Houlton PD - ME0020400 - NIBRS Agency Crime Overview - 2021

2021 Population Estimate	5,732	Offenses (*)		Arrests (**)	
		Reported	Cleared	Adult	Juvenile
Offense Overview		Group A Offenses			
Offense Total	449	Crimes Against Persons			
Number Cleared	277	Murder and Nonnegligent Manslaughter			
Percent Cleared	61.69 %	Negligent Manslaughter			
Group A Crimes per 100,000 population	7,833.2	Kidnapping/Abduction			
		Rape			
		Sodomy			
		Sexual Assault With An Object			
		Fondling			
		Incest			
		Statutory Rape			
Arrest Overview		Crimes Against Property			
Total Arrests	416	Arson			
Adult Arrests	378	Bribery			
Juvenile Arrests	38	Burglary/Breaking & Entering			
Unknown Age	0	Counterfeiting/Forgery			
Arrests per 100,000 population	7,257.5	Destruction/Damage/Vandalism of Property			
		Embezzlement			
		Extortion/Blackmail			
		False Pretenses/Swindle/Confidence Game			
		Credit Card/Automated Teller Machine Fraud			
		Impersonation			
		Welfare Fraud			
		Wire Fraud			
		Identity Theft			
		Hacking/Computer Invasion			
		Robbery			
		Pocket-picking			
		Purse-snatching			
		Shoplifting			
		Theft From Building			
		Theft From Coin Operated Machine or Device			
		Theft From Motor Vehicle			
		Theft of Motor Vehicle Parts/Accessories			
		All Other Larceny			
		Motor Vehicle Theft			
		Stolen Property Offenses			
		Crimes Against Society			
		Drug/Narcotic Violations			
		Drug Equipment Violations			
		Betting/Wagering			
		Operating/Promoting/Assisting Gambling			
		Gambling Equipment Violations			
		Sports Tampering			
		Pornography/Obscene Material			
		Prostitution			
		Assisting or Promoting Prostitution			
		Purchasing Prostitution			
		Weapon Law Violations			
		Animal Cruelty			
		Total Group A Offenses			
Group B Arrests					
Offense	Adult	Juvenile			
Bad Checks	3	0	Extortion/Blackmail		
Curfew/Loitering/Vagrancy Violations	0	0	False Pretenses/Swindle/Confidence Game		
Disorderly Conduct	4	0	Credit Card/Automated Teller Machine Fraud		
Driving Under the Influence	18	1	Impersonation		
Drunkenness	0	0	Welfare Fraud		
Family Offenses (Nonviolent)	0	0	Wire Fraud		
Liquor Law Violations	2	3	Identity Theft		
Peeping Tom	0	0	Hacking/Computer Invasion		
Trespass of Real Property	7	0	Robbery		
All Other Offenses	127	2	Pocket-picking		
Total Group B	161	6	Purse-snatching		
			Shoplifting		
			Theft From Building		
			Theft From Coin Operated Machine or Device		
			Theft From Motor Vehicle		
			Theft of Motor Vehicle Parts/Accessories		
			All Other Larceny		
			Motor Vehicle Theft		
			Stolen Property Offenses		
			Crimes Against Society		
			Drug/Narcotic Violations		
			Drug Equipment Violations		
			Betting/Wagering		
			Operating/Promoting/Assisting Gambling		
			Gambling Equipment Violations		
			Sports Tampering		
			Pornography/Obscene Material		
			Prostitution		
			Assisting or Promoting Prostitution		
			Purchasing Prostitution		
			Weapon Law Violations		
			Animal Cruelty		
			Total Group A Offenses		

(*) Offenses are counted using the FBI Units of Count for Crime

(**) The 'Arrests' column shows arrests made for incidents during the selected period, regardless of arrest date. Arrest counts for the same period may change over time.

This report is valid as of September 30, 2022 and is subject to change

Islesboro PD - ME0140500 - NIBRS Agency Crime Overview - 2021

2021 Population Estimate		562	Offenses (*)		Arrests (**)	
Offense Overview			Reported	Cleared	Adult	Juvenile
Group A Offenses						
Crimes Against Persons						
Offense Total	2	Murder and Nonnegligent Manslaughter	0	0	0	0
Number Cleared	0	Negligent Manslaughter	0	0	0	0
Percent Cleared	0.00 %	Kidnapping/Abduction	0	0	0	0
Group A Crimes per 100,000 population	355.9	Rape	0	0	0	0
		Sodomy	0	0	0	0
		Sexual Assault With An Object	0	0	0	0
		Fondling	0	0	0	0
		Incest	0	0	0	0
		Statutory Rape	0	0	0	0
Arrest Overview		Aggravated Assault	0	0	0	0
Total Arrests	1	Simple Assault	0	0	0	0
Adult Arrests	1	Intimidation	1	0	0	0
Juvenile Arrests	0	Human Trafficking, Commercial Sex Acts	0	0	0	0
Unknown Age	0	Human Trafficking, Involuntary Servitude	0	0	0	0
Arrests per 100,000 population	177.9	Crimes Against Property				
		Arson	0	0	0	0
		Bribery	0	0	0	0
		Burglary/Breaking & Entering	0	0	0	0
		Counterfeiting/Forgery	0	0	0	0
		Destruction/Damage/Vandalism of Property	1	0	0	0
		Embezzlement	0	0	0	0
		Extortion/Blackmail	0	0	0	0
		False Pretenses/Swindle/Confidence Game	0	0	0	0
		Credit Card/Automated Teller Machine Fraud	0	0	0	0
		Impersonation	0	0	0	0
		Welfare Fraud	0	0	0	0
		Wire Fraud	0	0	0	0
		Identity Theft	0	0	0	0
		Hacking/Computer Invasion	0	0	0	0
		Robbery	0	0	0	0
		Pocket-picking	0	0	0	0
		Purse-snatching	0	0	0	0
		Shoplifting	0	0	0	0
		Theft From Building	0	0	0	0
		Theft From Coin Operated Machine or Device	0	0	0	0
		Theft From Motor Vehicle	0	0	0	0
		Theft of Motor Vehicle Parts/Accessories	0	0	0	0
		All Other Larceny	0	0	0	0
		Motor Vehicle Theft	0	0	0	0
		Stolen Property Offenses	0	0	0	0
		Crimes Against Society				
		Drug/Narcotic Violations	0	0	0	0
		Drug Equipment Violations	0	0	0	0
		Betting/Wagering	0	0	0	0
		Operating/Promoting/Assisting Gambling	0	0	0	0
		Gambling Equipment Violations	0	0	0	0
		Sports Tampering	0	0	0	0
		Pornography/Obscene Material	0	0	0	0
		Prostitution	0	0	0	0
		Assisting or Promoting Prostitution	0	0	0	0
		Purchasing Prostitution	0	0	0	0
		Weapon Law Violations	0	0	0	0
		Animal Cruelty	0	0	0	0
		Total Group A Offenses	2	0	0	0
Group B Arrests						
Offense	Adult	Juvenile				
Bad Checks	0	0				
Curfew/Loitering/Vagrancy Violations	0	0				
Disorderly Conduct	0	0				
Driving Under the Influence	1	0				
Drunkenness	0	0				
Family Offenses (Nonviolent)	0	0				
Liquor Law Violations	0	0				
Peeping Tom	0	0				
Trespass of Real Property	0	0				
All Other Offenses	0	0				
Total Group B	1	0				

(*) Offenses are counted using the FBI Units of Count for Crime

(**) The 'Arrests' column shows arrests made for incidents during the selected period, regardless of arrest date. Arrest counts for the same period may change over time.

Jay PD - ME0040200 - NIBRS Agency Crime Overview - 2021

2021 Population Estimate	4,575	Offenses (*)		Arrests (**)	
		Reported	Cleared	Adult	Juvenile
Offense Overview		Group A Offenses			
Offense Total	151	Crimes Against Persons			
Number Cleared	32	Murder and Nonnegligent Manslaughter			
Percent Cleared	21.19 %	Negligent Manslaughter			
Group A Crimes per 100,000 population	3,300.5	Kidnapping/Abduction			
		Rape			
		Sodomy			
		Sexual Assault With An Object			
		Fondling			
		Incest			
		Statutory Rape			
Arrest Overview		Crimes Against Property			
Total Arrests	96	Arson			
Adult Arrests	89	Bribery			
Juvenile Arrests	7	Burglary/Breaking & Entering			
Unknown Age	0	Counterfeiting/Forgery			
Arrests per 100,000 population	2,098.4	Destruction/Damage/Vandalism of Property			
		Embezzlement			
		Extortion/Blackmail			
		False Pretenses/Swindle/Confidence Game			
		Credit Card/Automated Teller Machine Fraud			
		Impersonation			
		Welfare Fraud			
		Wire Fraud			
		Identity Theft			
		Hacking/Computer Invasion			
		Robbery			
		Pocket-picking			
		Purse-snatching			
		Shoplifting			
		Theft From Building			
		Theft From Coin Operated Machine or Device			
		Theft From Motor Vehicle			
		Theft of Motor Vehicle Parts/Accessories			
		All Other Larceny			
		Motor Vehicle Theft			
		Stolen Property Offenses			
		Crimes Against Society			
		Drug/Narcotic Violations			
		Drug Equipment Violations			
		Betting/Wagering			
		Operating/Promoting/Assisting Gambling			
		Gambling Equipment Violations			
		Sports Tampering			
		Pornography/Obscene Material			
		Prostitution			
		Assisting or Promoting Prostitution			
		Purchasing Prostitution			
		Weapon Law Violations			
		Animal Cruelty			
		Total Group A Offenses			
Group B Arrests					
Offense	Adult	Juvenile			
Bad Checks	0	0			
Curfew/Loitering/Vagrancy Violations	0	0			
Disorderly Conduct	2	0			
Driving Under the Influence	9	0			
Drunkenness	0	0			
Family Offenses (Nonviolent)	0	0			
Liquor Law Violations	0	0			
Peeping Tom	0	0			
Trespass of Real Property	1	0			
All Other Offenses	56	1			
Total Group B	68	1			

(*) Offenses are counted using the FBI Units of Count for Crime

(**) The 'Arrests' column shows arrests made for incidents during the selected period, regardless of arrest date. Arrest counts for the same period may change over time.

Kennebec SO - ME0060000 - NIBRS Agency Crime Overview - 2021

2021 Population Estimate	53,847	Offenses (*)		Arrests (**)	
		Reported	Cleared	Adult	Juvenile
Offense Overview		Group A Offenses			
Offense Total	864	Crimes Against Persons			
Number Cleared	290	Murder and Nonnegligent Manslaughter			
Percent Cleared	33.56 %	Negligent Manslaughter			
Group A Crimes per 100,000 population	1,604.5	Kidnapping/Abduction			
		Rape			
		Sodomy			
		Sexual Assault With An Object			
		Fondling			
		Incest			
		Statutory Rape			
Arrest Overview		Crimes Against Property			
Total Arrests	605	Arson			
Adult Arrests	571	Bribery			
Juvenile Arrests	34	Burglary/Breaking & Entering			
Unknown Age	0	Counterfeiting/Forgery			
Arrests per 100,000 population	1,123.6	Destruction/Damage/Vandalism of Property			
		Embezzlement			
		Extortion/Blackmail			
		False Pretenses/Swindle/Confidence Game			
		Credit Card/Automated Teller Machine Fraud			
		Impersonation			
		Welfare Fraud			
		Wire Fraud			
		Identity Theft			
		Hacking/Computer Invasion			
		Robbery			
		Pocket-picking			
		Purse-snatching			
		Shoplifting			
		Theft From Building			
		Theft From Coin Operated Machine or Device			
		Theft From Motor Vehicle			
		Theft of Motor Vehicle Parts/Accessories			
		All Other Larceny			
		Motor Vehicle Theft			
		Stolen Property Offenses			
		Crimes Against Society			
		Drug/Narcotic Violations			
		Drug Equipment Violations			
		Betting/Wagering			
		Operating/Promoting/Assisting Gambling			
		Gambling Equipment Violations			
		Sports Tampering			
		Pornography/Obscene Material			
		Prostitution			
		Assisting or Promoting Prostitution			
		Purchasing Prostitution			
		Weapon Law Violations			
		Animal Cruelty			
		Total Group A Offenses			
Group B Arrests					
Offense	Adult	Juvenile			
Bad Checks	0	0			
Curfew/Loitering/Vagrancy Violations	0	0			
Disorderly Conduct	4	0			
Driving Under the Influence	101	1			
Drunkenness	0	0			
Family Offenses (Nonviolent)	4	0			
Liquor Law Violations	2	2			
Peeping Tom	0	0			
Trespass of Real Property	6	1			
All Other Offenses	287	1			
Total Group B	404	5			

(*) Offenses are counted using the FBI Units of Count for Crime

(**) The 'Arrests' column shows arrests made for incidents during the selected period, regardless of arrest date. Arrest counts for the same period may change over time.

This report is valid as of September 30, 2022 and is subject to change

Kennebunk PD - ME0160800 - NIBRS Agency Crime Overview - 2021

2021 Population Estimate	11,799	Offenses (*)		Arrests (**)		
		Reported	Cleared	Adult	Juvenile	
Offense Overview		Group A Offenses				
		Crimes Against Persons				
Offense Total	152	Murder and Nonnegligent Manslaughter	0	0	0	0
Number Cleared	31	Negligent Manslaughter	0	0	0	0
Percent Cleared	20.39 %	Kidnapping/Abduction	0	0	0	0
Group A Crimes per 100,000 population	1,288.2	Rape	5	2	1	0
		Sodomy	0	0	0	0
		Sexual Assault With An Object	0	0	0	0
		Fondling	2	0	0	0
		Incest	0	0	0	0
		Statutory Rape	0	0	0	0
Arrest Overview		Aggravated Assault	1	1	1	0
Total Arrests	100	Simple Assault	20	11	10	0
Adult Arrests	92	Intimidation	8	0	0	0
Juvenile Arrests	8	Human Trafficking, Commercial Sex Acts	0	0	0	0
Unknown Age	0	Human Trafficking, Involuntary Servitude	0	0	0	0
Arrests per 100,000 population	847.5	Crimes Against Property				
		Arson	0	0	0	0
		Bribery	1	0	0	0
		Burglary/Breaking & Entering	1	1	1	0
		Counterfeiting/Forgery	5	2	0	0
		Destruction/Damage/Vandalism of Property	17	4	2	0
		Embezzlement	0	0	0	0
		Extortion/Blackmail	1	0	0	0
		False Pretenses/Swindle/Confidence Game	28	2	1	0
		Credit Card/Automated Teller Machine Fraud	3	0	0	0
		Impersonation	0	0	0	0
		Welfare Fraud	0	0	0	0
		Wire Fraud	0	0	0	0
		Identity Theft	0	0	0	0
		Hacking/Computer Invasion	0	0	0	0
		Robbery	0	0	0	0
		Pocket-picking	0	0	0	0
		Purse-snatching	0	0	0	0
		Shoplifting	0	0	0	0
		Theft From Building	0	0	0	0
		Theft From Coin Operated Machine or Device	0	0	0	0
		Theft From Motor Vehicle	3	0	0	0
		Theft of Motor Vehicle Parts/Accessories	0	0	0	0
		All Other Larceny	50	4	3	1
		Motor Vehicle Theft	1	0	0	0
		Stolen Property Offenses	0	0	0	0
		Crimes Against Society				
		Drug/Narcotic Violations	5	3	0	0
		Drug Equipment Violations	1	1	0	0
		Betting/Wagering	0	0	0	0
		Operating/Promoting/Assisting Gambling	0	0	0	0
		Gambling Equipment Violations	0	0	0	0
		Sports Tampering	0	0	0	0
		Pornography/Obscene Material	0	0	0	0
		Prostitution	0	0	0	0
		Assisting or Promoting Prostitution	0	0	0	0
		Purchasing Prostitution	0	0	0	0
		Weapon Law Violations	0	0	0	0
		Animal Cruelty	0	0	0	0
		Total Group A Offenses	152	31	19	1
Group B Arrests						
Offense	Adult	Juvenile				
Bad Checks	3	0	Extortion/Blackmail	1	0	0
Curfew/Loitering/Vagrancy Violations	0	0	False Pretenses/Swindle/Confidence Game	28	2	1
Disorderly Conduct	1	0	Credit Card/Automated Teller Machine Fraud	3	0	0
Driving Under the Influence	22	0	Impersonation	0	0	0
Drunkenness	0	0	Welfare Fraud	0	0	0
Family Offenses (Nonviolent)	0	0	Wire Fraud	0	0	0
Liquor Law Violations	7	4	Identity Theft	0	0	0
Peeping Tom	0	0	Hacking/Computer Invasion	0	0	0
Trespass of Real Property	1	0	Robbery	0	0	0
All Other Offenses	39	3	Pocket-picking	0	0	0
Total Group B	73	7	Purse-snatching	0	0	0
			Shoplifting	0	0	0
			Theft From Building	0	0	0
			Theft From Coin Operated Machine or Device	0	0	0
			Theft From Motor Vehicle	3	0	0
			Theft of Motor Vehicle Parts/Accessories	0	0	0
			All Other Larceny	50	4	3
			Motor Vehicle Theft	1	0	0
			Stolen Property Offenses	0	0	0
			Crimes Against Society			
			Drug/Narcotic Violations	5	3	0
			Drug Equipment Violations	1	1	0
			Betting/Wagering	0	0	0
			Operating/Promoting/Assisting Gambling	0	0	0
			Gambling Equipment Violations	0	0	0
			Sports Tampering	0	0	0
			Pornography/Obscene Material	0	0	0
			Prostitution	0	0	0
			Assisting or Promoting Prostitution	0	0	0
			Purchasing Prostitution	0	0	0
			Weapon Law Violations	0	0	0
			Animal Cruelty	0	0	0
			Total Group A Offenses	152	31	19

(*) Offenses are counted using the FBI Units of Count for Crime

(**) The 'Arrests' column shows arrests made for incidents during the selected period, regardless of arrest date. Arrest counts for the same period may change over time.

Kennebunkport PD - ME0160900 - NIBRS Agency Crime Overview - 2021

2021 Population Estimate		3,692	Offenses (*)		Arrests (**)	
Offense Overview			Reported	Cleared	Adult	Juvenile
Group A Offenses						
Crimes Against Persons						
Offense Total	48	Murder and Nonnegligent Manslaughter	0	0	0	0
Number Cleared	15	Negligent Manslaughter	0	0	0	0
Percent Cleared	31.25 %	Kidnapping/Abduction	0	0	0	0
Group A Crimes per 100,000 population	1,300.1	Rape	0	0	0	0
		Sodomy	0	0	0	0
		Sexual Assault With An Object	0	0	0	0
		Fondling	1	1	0	0
		Incest	0	0	0	0
		Statutory Rape	0	0	0	0
Arrest Overview		Aggravated Assault	1	1	1	0
Total Arrests	21	Simple Assault	7	4	5	0
Adult Arrests	20	Intimidation	3	1	1	0
Juvenile Arrests	1	Human Trafficking, Commercial Sex Acts	0	0	0	0
Unknown Age	0	Human Trafficking, Involuntary Servitude	0	0	0	0
Arrests per 100,000 population	568.8	Crimes Against Property				
		Arson	0	0	0	0
		Bribery	0	0	0	0
		Burglary/Breaking & Entering	2	1	1	0
		Counterfeiting/Forgery	0	0	0	0
		Destruction/Damage/Vandalism of Property	9	0	0	0
		Embezzlement	0	0	0	0
		Extortion/Blackmail	1	0	0	0
		False Pretenses/Swindle/Confidence Game	7	2	1	0
		Credit Card/Automated Teller Machine Fraud	0	0	0	0
		Impersonation	0	0	0	0
		Welfare Fraud	0	0	0	0
		Wire Fraud	0	0	0	0
		Identity Theft	0	0	0	0
		Hacking/Computer Invasion	0	0	0	0
		Robbery	0	0	0	0
		Pocket-picking	0	0	0	0
		Purse-snatching	0	0	0	0
		Shoplifting	0	0	0	0
		Theft From Building	0	0	0	0
		Theft From Coin Operated Machine or Device	0	0	0	0
		Theft From Motor Vehicle	1	0	0	0
		Theft of Motor Vehicle Parts/Accessories	0	0	0	0
		All Other Larceny	14	3	1	0
		Motor Vehicle Theft	0	0	0	0
		Stolen Property Offenses	0	0	0	0
		Crimes Against Society				
		Drug/Narcotic Violations	1	1	0	1
		Drug Equipment Violations	1	1	1	0
		Betting/Wagering	0	0	0	0
		Operating/Promoting/Assisting Gambling	0	0	0	0
		Gambling Equipment Violations	0	0	0	0
		Sports Tampering	0	0	0	0
		Pornography/Obscene Material	0	0	0	0
		Prostitution	0	0	0	0
		Assisting or Promoting Prostitution	0	0	0	0
		Purchasing Prostitution	0	0	0	0
		Weapon Law Violations	0	0	0	0
		Animal Cruelty	0	0	0	0
		Total Group A Offenses	48	15	11	1
Group B Arrests						
Offense	Adult	Juvenile				
Bad Checks	0	0	Extortion/Blackmail	1	0	0
Curfew/Loitering/Vagrancy Violations	0	0	False Pretenses/Swindle/Confidence Game	7	2	1
Disorderly Conduct	0	0	Credit Card/Automated Teller Machine Fraud	0	0	0
Driving Under the Influence	2	0	Impersonation	0	0	0
Drunkenness	0	0	Welfare Fraud	0	0	0
Family Offenses (Nonviolent)	0	0	Wire Fraud	0	0	0
Liquor Law Violations	0	0	Identity Theft	0	0	0
Peeping Tom	0	0	Hacking/Computer Invasion	0	0	0
Trespass of Real Property	0	0	Robbery	0	0	0
All Other Offenses	7	0	Pocket-picking	0	0	0
			Purse-snatching	0	0	0
			Shoplifting	0	0	0
Total Group B	9	0	Theft From Building	0	0	0
			Theft From Coin Operated Machine or Device	0	0	0
			Theft From Motor Vehicle	1	0	0
			Theft of Motor Vehicle Parts/Accessories	0	0	0
			All Other Larceny	14	3	1
			Motor Vehicle Theft	0	0	0
			Stolen Property Offenses	0	0	0

(*) Offenses are counted using the FBI Units of Count for Crime

(**) The 'Arrests' column shows arrests made for incidents during the selected period, regardless of arrest date. Arrest counts for the same period may change over time.

Kittery PD - ME0160200 - NIBRS Agency Crime Overview - 2021

2021 Population Estimate	9,915	Offenses (*)		Arrests (**)		
		Reported	Cleared	Adult	Juvenile	
Offense Overview		Group A Offenses				
		Crimes Against Persons				
Offense Total	216	Murder and Nonnegligent Manslaughter	0	0	0	0
Number Cleared	83	Negligent Manslaughter	0	0	0	0
Percent Cleared	38.43 %	Kidnapping/Abduction	0	0	0	0
Group A Crimes per 100,000 population	2,178.5	Rape	2	0	0	0
		Sodomy	0	0	0	0
		Sexual Assault With An Object	0	0	0	0
		Fondling	0	0	0	0
		Incest	0	0	0	0
		Statutory Rape	0	0	0	0
Arrest Overview		Aggravated Assault	2	2	3	0
Total Arrests	184	Simple Assault	21	18	12	1
Adult Arrests	169	Intimidation	6	2	2	1
Juvenile Arrests	15	Human Trafficking, Commercial Sex Acts	0	0	0	0
Unknown Age	0	Human Trafficking, Involuntary Servitude	0	0	0	0
Arrests per 100,000 population	1,855.8	Crimes Against Property				
		Arson	0	0	0	0
		Bribery	0	0	0	0
		Burglary/Breaking & Entering	2	0	0	0
		Counterfeiting/Forgery	5	0	0	0
		Destruction/Damage/Vandalism of Property	24	7	5	1
		Embezzlement	0	0	0	0
		Extortion/Blackmail	1	0	0	0
		False Pretenses/Swindle/Confidence Game	18	0	0	0
		Credit Card/Automated Teller Machine Fraud	6	1	0	0
		Impersonation	0	0	0	0
		Welfare Fraud	1	0	0	0
		Wire Fraud	0	0	0	0
		Identity Theft	4	0	0	0
		Hacking/Computer Invasion	0	0	0	0
		Robbery	2	1	0	0
		Pocket-picking	0	0	0	0
		Purse-snatching	0	0	0	0
		Shoplifting	23	11	10	0
		Theft From Building	0	0	0	0
		Theft From Coin Operated Machine or Device	0	0	0	0
		Theft From Motor Vehicle	6	0	0	0
		Theft of Motor Vehicle Parts/Accessories	0	0	0	0
		All Other Larceny	61	21	21	4
		Motor Vehicle Theft	3	0	0	0
		Stolen Property Offenses	15	6	3	1
		Crimes Against Society				
		Drug/Narcotic Violations	9	9	3	1
		Drug Equipment Violations	2	2	2	0
		Betting/Wagering	0	0	0	0
		Operating/Promoting/Assisting Gambling	0	0	0	0
		Gambling Equipment Violations	0	0	0	0
		Sports Tampering	0	0	0	0
		Pornography/Obscene Material	0	0	0	0
		Prostitution	0	0	0	0
		Assisting or Promoting Prostitution	0	0	0	0
		Purchasing Prostitution	0	0	0	0
		Weapon Law Violations	3	3	3	0
		Animal Cruelty	0	0	0	0
		Total Group A Offenses	216	83	64	9
Group B Arrests						
Offense	Adult	Juvenile				
Bad Checks	0	0	Extortion/Blackmail	1	0	0
Curfew/Loitering/Vagrancy Violations	0	0	False Pretenses/Swindle/Confidence Game	18	0	0
Disorderly Conduct	2	0	Credit Card/Automated Teller Machine Fraud	6	1	0
Driving Under the Influence	22	0	Impersonation	0	0	0
Drunkenness	0	0	Welfare Fraud	1	0	0
Family Offenses (Nonviolent)	0	0	Wire Fraud	0	0	0
Liquor Law Violations	7	6	Identity Theft	4	0	0
Peeping Tom	0	0	Hacking/Computer Invasion	0	0	0
Trespass of Real Property	1	0	Robbery	2	1	0
All Other Offenses	73	0	Pocket-picking	0	0	0
Total Group B	105	6	Purse-snatching	0	0	0
			Shoplifting	23	11	10
			Theft From Building	0	0	0
			Theft From Coin Operated Machine or Device	0	0	0
			Theft From Motor Vehicle	6	0	0
			Theft of Motor Vehicle Parts/Accessories	0	0	0
			All Other Larceny	61	21	21
			Motor Vehicle Theft	3	0	0
			Stolen Property Offenses	15	6	3
			Crimes Against Society			
			Drug/Narcotic Violations	9	9	3
			Drug Equipment Violations	2	2	2
			Betting/Wagering	0	0	0
			Operating/Promoting/Assisting Gambling	0	0	0
			Gambling Equipment Violations	0	0	0
			Sports Tampering	0	0	0
			Pornography/Obscene Material	0	0	0
			Prostitution	0	0	0
			Assisting or Promoting Prostitution	0	0	0
			Purchasing Prostitution	0	0	0
			Weapon Law Violations	3	3	3
			Animal Cruelty	0	0	0
			Total Group A Offenses	216	83	64

(*) Offenses are counted using the FBI Units of Count for Crime

(**) The 'Arrests' column shows arrests made for incidents during the selected period, regardless of arrest date. Arrest counts for the same period may change over time.

Knox SO - ME0070000 - NIBRS Agency Crime Overview - 2021

2021 Population Estimate	22,427	Offenses (*)		Arrests (**)	
		Reported	Cleared	Adult	Juvenile
Offense Overview		Group A Offenses			
Offense Total	344	Crimes Against Persons			
Number Cleared	119	Murder and Nonnegligent Manslaughter			
Percent Cleared	34.59 %	Negligent Manslaughter			
Group A Crimes per 100,000 population	1,533.9	Kidnapping/Abduction			
		Rape			
		Sodomy			
		Sexual Assault With An Object			
		Fondling			
		Incest			
		Statutory Rape			
Arrest Overview		Crimes Against Property			
Total Arrests	164	Arson			
Adult Arrests	150	Bribery			
Juvenile Arrests	14	Burglary/Breaking & Entering			
Unknown Age	0	Counterfeiting/Forgery			
Arrests per 100,000 population	731.3	Destruction/Damage/Vandalism of Property			
		Embezzlement			
		Extortion/Blackmail			
		False Pretenses/Swindle/Confidence Game			
		Credit Card/Automated Teller Machine Fraud			
		Impersonation			
		Welfare Fraud			
		Wire Fraud			
		Identity Theft			
		Hacking/Computer Invasion			
		Robbery			
		Pocket-picking			
		Purse-snatching			
		Shoplifting			
		Theft From Building			
		Theft From Coin Operated Machine or Device			
		Theft From Motor Vehicle			
		Theft of Motor Vehicle Parts/Accessories			
		All Other Larceny			
		Motor Vehicle Theft			
		Stolen Property Offenses			
		Crimes Against Society			
		Drug/Narcotic Violations			
		Drug Equipment Violations			
		Betting/Wagering			
		Operating/Promoting/Assisting Gambling			
		Gambling Equipment Violations			
		Sports Tampering			
		Pornography/Obscene Material			
		Prostitution			
		Assisting or Promoting Prostitution			
		Purchasing Prostitution			
		Weapon Law Violations			
		Animal Cruelty			
		Total Group A Offenses			
Group B Arrests					
Offense	Adult	Juvenile			
Bad Checks	0	0	Extortion/Blackmail		
Curfew/Loitering/Vagrancy Violations	0	0	False Pretenses/Swindle/Confidence Game		
Disorderly Conduct	3	1	Credit Card/Automated Teller Machine Fraud		
Driving Under the Influence	14	0	Impersonation		
Drunkenness	0	0	Welfare Fraud		
Family Offenses (Nonviolent)	0	0	Wire Fraud		
Liquor Law Violations	5	0	Identity Theft		
Peeping Tom	0	0	Hacking/Computer Invasion		
Trespass of Real Property	0	0	Robbery		
All Other Offenses	44	3	Pocket-picking		
			Purse-snatching		
			Shoplifting		
			Theft From Building		
			Theft From Coin Operated Machine or Device		
			Theft From Motor Vehicle		
			Theft of Motor Vehicle Parts/Accessories		
			All Other Larceny		
			Motor Vehicle Theft		
			Stolen Property Offenses		
			Crimes Against Society		
			Drug/Narcotic Violations		
			Drug Equipment Violations		
			Betting/Wagering		
			Operating/Promoting/Assisting Gambling		
			Gambling Equipment Violations		
			Sports Tampering		
			Pornography/Obscene Material		
			Prostitution		
			Assisting or Promoting Prostitution		
			Purchasing Prostitution		
			Weapon Law Violations		
			Animal Cruelty		
			Total Group A Offenses		

(*) Offenses are counted using the FBI Units of Count for Crime

(**) The 'Arrests' column shows arrests made for incidents during the selected period, regardless of arrest date. Arrest counts for the same period may change over time.

This report is valid as of September 30, 2022 and is subject to change

Lewiston PD - ME0010200 - NIBRS Agency Crime Overview - 2021

2021 Population Estimate	36,191	Offenses (*)		Arrests (**)	
		Reported	Cleared	Adult	Juvenile
Offense Overview		Group A Offenses			
Offense Total	1,567	Crimes Against Persons			
Number Cleared	636	Murder and Nonnegligent Manslaughter			
Percent Cleared	40.59 %	Negligent Manslaughter			
Group A Crimes per 100,000 population	4,329.8	Kidnapping/Abduction			
		Rape			
		Sodomy			
		Sexual Assault With An Object			
		Fondling			
		Incest			
		Statutory Rape			
Arrest Overview		Crimes Against Property			
Total Arrests	1,335	Arson			
Adult Arrests	1,254	Bribery			
Juvenile Arrests	81	Burglary/Breaking & Entering			
Unknown Age	0	Counterfeiting/Forgery			
Arrests per 100,000 population	3,688.8	Destruction/Damage/Vandalism of Property			
		Embezzlement			
		Extortion/Blackmail			
		False Pretenses/Swindle/Confidence Game			
		Credit Card/Automated Teller Machine Fraud			
		Impersonation			
		Welfare Fraud			
		Wire Fraud			
		Identity Theft			
		Hacking/Computer Invasion			
		Robbery			
		Pocket-picking			
		Purse-snatching			
		Shoplifting			
		Theft From Building			
		Theft From Coin Operated Machine or Device			
		Theft From Motor Vehicle			
		Theft of Motor Vehicle Parts/Accessories			
		All Other Larceny			
		Motor Vehicle Theft			
		Stolen Property Offenses			
		Crimes Against Society			
		Drug/Narcotic Violations			
		Drug Equipment Violations			
		Betting/Wagering			
		Operating/Promoting/Assisting Gambling			
		Gambling Equipment Violations			
		Sports Tampering			
		Pornography/Obscene Material			
		Prostitution			
		Assisting or Promoting Prostitution			
		Purchasing Prostitution			
		Weapon Law Violations			
		Animal Cruelty			
		Total Group A Offenses			
Group B Arrests					
Offense	Adult	Juvenile			
Bad Checks	0	0			
Curfew/Loitering/Vagrancy Violations	0	9			
Disorderly Conduct	61	13			
Driving Under the Influence	94	0			
Drunkenness	0	0			
Family Offenses (Nonviolent)	8	0			
Liquor Law Violations	46	1			
Peeping Tom	0	0			
Trespass of Real Property	55	1			
All Other Offenses	513	13			
Total Group B	777	37			

(*) Offenses are counted using the FBI Units of Count for Crime

(**) The 'Arrests' column shows arrests made for incidents during the selected period, regardless of arrest date. Arrest counts for the same period may change over time.

Limestone PD - ME0021000 - NIBRS Agency Crime Overview - 2021

2021 Population Estimate	2,150	Offenses (*)		Arrests (**)		
		Reported	Cleared	Adult	Juvenile	
Offense Overview		Group A Offenses				
		Crimes Against Persons				
Offense Total	19	Murder and Nonnegligent Manslaughter	0	0	0	0
Number Cleared	11	Negligent Manslaughter	0	0	0	0
Percent Cleared	57.89 %	Kidnapping/Abduction	0	0	0	0
Group A Crimes per 100,000 population	883.7	Rape	0	0	0	0
		Sodomy	0	0	0	0
		Sexual Assault With An Object	0	0	0	0
		Fondling	0	0	0	0
		Incest	0	0	0	0
		Statutory Rape	0	0	0	0
Arrest Overview		Aggravated Assault	1	1	1	0
Total Arrests	19	Simple Assault	4	4	4	0
Adult Arrests	19	Intimidation	1	0	0	0
Juvenile Arrests	0	Human Trafficking, Commercial Sex Acts	0	0	0	0
Unknown Age	0	Human Trafficking, Involuntary Servitude	0	0	0	0
Arrests per 100,000 population	883.7	Crimes Against Property				
		Arson	0	0	0	0
		Bribery	0	0	0	0
		Burglary/Breaking & Entering	2	1	0	0
		Counterfeiting/Forgery	0	0	0	0
		Destruction/Damage/Vandalism of Property	5	3	2	0
		Embezzlement	0	0	0	0
		Extortion/Blackmail	0	0	0	0
		False Pretenses/Swindle/Confidence Game	1	0	0	0
		Credit Card/Automated Teller Machine Fraud	0	0	0	0
		Impersonation	0	0	0	0
		Welfare Fraud	0	0	0	0
		Wire Fraud	0	0	0	0
		Identity Theft	0	0	0	0
		Hacking/Computer Invasion	0	0	0	0
		Robbery	0	0	0	0
		Pocket-picking	0	0	0	0
		Purse-snatching	0	0	0	0
		Shoplifting	0	0	0	0
		Theft From Building	0	0	0	0
		Theft From Coin Operated Machine or Device	0	0	0	0
		Theft From Motor Vehicle	1	0	0	0
		Theft of Motor Vehicle Parts/Accessories	0	0	0	0
		All Other Larceny	2	1	1	0
		Motor Vehicle Theft	2	1	0	0
		Stolen Property Offenses	0	0	0	0
		Crimes Against Society				
		Drug/Narcotic Violations	0	0	0	0
		Drug Equipment Violations	0	0	0	0
		Betting/Wagering	0	0	0	0
		Operating/Promoting/Assisting Gambling	0	0	0	0
		Gambling Equipment Violations	0	0	0	0
		Sports Tampering	0	0	0	0
		Pornography/Obscene Material	0	0	0	0
		Prostitution	0	0	0	0
		Assisting or Promoting Prostitution	0	0	0	0
		Purchasing Prostitution	0	0	0	0
		Weapon Law Violations	0	0	0	0
		Animal Cruelty	0	0	0	0
		Total Group A Offenses	19	11	8	0
Group B Arrests						
Offense	Adult	Juvenile				
Bad Checks	0	0	Extortion/Blackmail	0	0	0
Curfew/Loitering/Vagrancy Violations	0	0	False Pretenses/Swindle/Confidence Game	1	0	0
Disorderly Conduct	0	0	Credit Card/Automated Teller Machine Fraud	0	0	0
Driving Under the Influence	1	0	Impersonation	0	0	0
Drunkenness	0	0	Welfare Fraud	0	0	0
Family Offenses (Nonviolent)	0	0	Wire Fraud	0	0	0
Liquor Law Violations	0	0	Identity Theft	0	0	0
Peeping Tom	0	0	Hacking/Computer Invasion	0	0	0
Trespass of Real Property	2	0	Robbery	0	0	0
All Other Offenses	8	0	Pocket-picking	0	0	0
			Purse-snatching	0	0	0
			Shoplifting	0	0	0
Total Group B	11	0	Theft From Building	0	0	0
			Theft From Coin Operated Machine or Device	0	0	0
			Theft From Motor Vehicle	1	0	0
			Theft of Motor Vehicle Parts/Accessories	0	0	0
			All Other Larceny	2	1	1
			Motor Vehicle Theft	2	1	0
			Stolen Property Offenses	0	0	0
			Crimes Against Society			
			Drug/Narcotic Violations	0	0	0
			Drug Equipment Violations	0	0	0
			Betting/Wagering	0	0	0
			Operating/Promoting/Assisting Gambling	0	0	0
			Gambling Equipment Violations	0	0	0
			Sports Tampering	0	0	0
			Pornography/Obscene Material	0	0	0
			Prostitution	0	0	0
			Assisting or Promoting Prostitution	0	0	0
			Purchasing Prostitution	0	0	0
			Weapon Law Violations	0	0	0
			Animal Cruelty	0	0	0
			Total Group A Offenses	19	11	8

(*) Offenses are counted using the FBI Units of Count for Crime

(**) The 'Arrests' column shows arrests made for incidents during the selected period, regardless of arrest date. Arrest counts for the same period may change over time.

Lincoln PD - ME0100400 - NIBRS Agency Crime Overview - 2021

2021 Population Estimate	4,862	Offenses (*)		Arrests (**)		
		Reported	Cleared	Adult	Juvenile	
Offense Overview		Group A Offenses				
		Crimes Against Persons				
Offense Total	247	Murder and Nonnegligent Manslaughter	1	1	0	0
Number Cleared	120	Negligent Manslaughter	0	0	0	0
Percent Cleared	48.58 %	Kidnapping/Abduction	0	0	0	0
Group A Crimes per 100,000 population	5,080.2	Rape	1	0	0	0
		Sodomy	0	0	0	0
		Sexual Assault With An Object	0	0	0	0
		Fondling	2	0	0	0
		Incest	0	0	0	0
		Statutory Rape	0	0	0	0
Arrest Overview		Aggravated Assault	3	3	3	0
Total Arrests	161	Simple Assault	30	24	17	0
Adult Arrests	150	Intimidation	51	11	6	2
Juvenile Arrests	11	Human Trafficking, Commercial Sex Acts	0	0	0	0
Unknown Age	0	Human Trafficking, Involuntary Servitude	0	0	0	0
Arrests per 100,000 population	3,311.4	Crimes Against Property				
		Arson	1	0	0	0
		Bribery	0	0	0	0
		Burglary/Breaking & Entering	17	4	3	0
		Counterfeiting/Forgery	0	0	0	0
		Destruction/Damage/Vandalism of Property	18	8	7	2
		Embezzlement	0	0	0	0
		Extortion/Blackmail	0	0	0	0
		False Pretenses/Swindle/Confidence Game	1	0	0	0
		Credit Card/Automated Teller Machine Fraud	0	0	0	0
		Impersonation	0	0	1	0
		Welfare Fraud	0	0	0	0
		Wire Fraud	0	0	0	0
		Identity Theft	0	0	0	0
		Hacking/Computer Invasion	0	0	0	0
		Robbery	1	0	0	0
		Pocket-picking	0	0	0	0
		Purse-snatching	0	0	0	0
		Shoplifting	61	50	0	0
		Theft From Building	0	0	0	0
		Theft From Coin Operated Machine or Device	0	0	0	0
		Theft From Motor Vehicle	6	0	0	0
		Theft of Motor Vehicle Parts/Accessories	14	0	0	0
		All Other Larceny	25	7	54	3
		Motor Vehicle Theft	1	0	0	0
		Stolen Property Offenses	0	0	2	0
		Crimes Against Society				
		Drug/Narcotic Violations	10	9	11	0
		Drug Equipment Violations	1	1	1	0
		Betting/Wagering	0	0	0	0
		Operating/Promoting/Assisting Gambling	0	0	0	0
		Gambling Equipment Violations	0	0	0	0
		Sports Tampering	0	0	0	0
		Pornography/Obscene Material	0	0	0	0
		Prostitution	0	0	0	0
		Assisting or Promoting Prostitution	0	0	0	0
		Purchasing Prostitution	0	0	0	0
		Weapon Law Violations	3	2	0	0
		Animal Cruelty	0	0	0	0
		Total Group A Offenses	247	120	105	7
Group B Arrests						
Offense	Adult	Juvenile				
Bad Checks	1	0	Extortion/Blackmail	0	0	0
Curfew/Loitering/Vagrancy Violations	0	0	False Pretenses/Swindle/Confidence Game	1	0	0
Disorderly Conduct	2	0	Credit Card/Automated Teller Machine Fraud	0	0	0
Driving Under the Influence	9	0	Impersonation	0	0	1
Drunkenness	0	0	Welfare Fraud	0	0	0
Family Offenses (Nonviolent)	0	0	Wire Fraud	0	0	0
Liquor Law Violations	2	4	Identity Theft	0	0	0
Peeping Tom	0	0	Hacking/Computer Invasion	0	0	0
Trespass of Real Property	12	0	Robbery	1	0	0
All Other Offenses	19	0	Pocket-picking	0	0	0
Total Group B	45	4	Purse-snatching	0	0	0
			Shoplifting	61	50	0
			Theft From Building	0	0	0
			Theft From Coin Operated Machine or Device	0	0	0
			Theft From Motor Vehicle	6	0	0
			Theft of Motor Vehicle Parts/Accessories	14	0	0
			All Other Larceny	25	7	54
			Motor Vehicle Theft	1	0	0
			Stolen Property Offenses	0	0	2
			Crimes Against Society			
			Drug/Narcotic Violations	10	9	11
			Drug Equipment Violations	1	1	1
			Betting/Wagering	0	0	0
			Operating/Promoting/Assisting Gambling	0	0	0
			Gambling Equipment Violations	0	0	0
			Sports Tampering	0	0	0
			Pornography/Obscene Material	0	0	0
			Prostitution	0	0	0
			Assisting or Promoting Prostitution	0	0	0
			Purchasing Prostitution	0	0	0
			Weapon Law Violations	3	2	0
			Animal Cruelty	0	0	0
			Total Group A Offenses	247	120	105

(*) Offenses are counted using the FBI Units of Count for Crime

(**) The 'Arrests' column shows arrests made for incidents during the selected period, regardless of arrest date. Arrest counts for the same period may change over time.

Lincoln SO - ME0080000 - NIBRS Agency Crime Overview - 2021

2021 Population Estimate	22,109	Offenses (*)		Arrests (**)	
		Reported	Cleared	Adult	Juvenile
Offense Overview		Group A Offenses			
Offense Total	419	Crimes Against Persons			
Number Cleared	179	Murder and Nonnegligent Manslaughter			
Percent Cleared	42.72 %	Negligent Manslaughter			
Group A Crimes per 100,000 population	1,895.2	Kidnapping/Abduction			
		Rape			
		Sodomy			
		Sexual Assault With An Object			
		Fondling			
		Incest			
		Statutory Rape			
Arrest Overview		Crimes Against Property			
Total Arrests	334	Arson			
Adult Arrests	306	Bribery			
Juvenile Arrests	28	Burglary/Breaking & Entering			
Unknown Age	0	Counterfeiting/Forgery			
Arrests per 100,000 population	1,510.7	Destruction/Damage/Vandalism of Property			
		Embezzlement			
		Extortion/Blackmail			
		False Pretenses/Swindle/Confidence Game			
		Credit Card/Automated Teller Machine Fraud			
		Impersonation			
		Welfare Fraud			
		Wire Fraud			
		Identity Theft			
		Hacking/Computer Invasion			
		Robbery			
		Pocket-picking			
		Purse-snatching			
		Shoplifting			
		Theft From Building			
		Theft From Coin Operated Machine or Device			
		Theft From Motor Vehicle			
		Theft of Motor Vehicle Parts/Accessories			
		All Other Larceny			
		Motor Vehicle Theft			
		Stolen Property Offenses			
		Crimes Against Society			
		Drug/Narcotic Violations			
		Drug Equipment Violations			
		Betting/Wagering			
		Operating/Promoting/Assisting Gambling			
		Gambling Equipment Violations			
		Sports Tampering			
		Pornography/Obscene Material			
		Prostitution			
		Assisting or Promoting Prostitution			
		Purchasing Prostitution			
		Weapon Law Violations			
		Animal Cruelty			
		Total Group A Offenses			
Group B Arrests					
Offense	Adult	Juvenile			
Bad Checks	0	0			
Curfew/Loitering/Vagrancy Violations	0	0			
Disorderly Conduct	2	0			
Driving Under the Influence	57	0			
Drunkenness	0	0			
Family Offenses (Nonviolent)	3	0			
Liquor Law Violations	12	10			
Peeping Tom	0	0			
Trespass of Real Property	5	0			
All Other Offenses	95	1			
Total Group B	174	11			

(*) Offenses are counted using the FBI Units of Count for Crime

(**) The 'Arrests' column shows arrests made for incidents during the selected period, regardless of arrest date. Arrest counts for the same period may change over time.

Lisbon PD - ME0010500 - NIBRS Agency Crime Overview - 2021

2021 Population Estimate	9,057	Offenses (*)		Arrests (**)		
		Reported	Cleared	Adult	Juvenile	
Offense Overview		Group A Offenses				
Offense Total	184	Crimes Against Persons				
Number Cleared	52	Murder and Nonnegligent Manslaughter				
Percent Cleared	28.26 %	Negligent Manslaughter				
Group A Crimes per 100,000 population	2,031.6	Kidnapping/Abduction				
		Rape				
		Sodomy				
		Sexual Assault With An Object				
		Fondling				
		Incest				
		Statutory Rape				
Arrest Overview		Crimes Against Property				
Total Arrests	115	Arson				
Adult Arrests	101	Bribery				
Juvenile Arrests	14	Burglary/Breaking & Entering				
Unknown Age	0	Counterfeiting/Forgery				
Arrests per 100,000 population	1,269.7	Destruction/Damage/Vandalism of Property				
		Embezzlement				
		Extortion/Blackmail				
		False Pretenses/Swindle/Confidence Game				
		Credit Card/Automated Teller Machine Fraud				
		Impersonation				
		Welfare Fraud				
		Wire Fraud				
		Identity Theft				
		Hacking/Computer Invasion				
		Robbery				
		Pocket-picking				
		Purse-snatching				
		Shoplifting				
		Theft From Building				
		Theft From Coin Operated Machine or Device				
		Theft From Motor Vehicle				
		Theft of Motor Vehicle Parts/Accessories				
		All Other Larceny				
		Motor Vehicle Theft				
		Stolen Property Offenses				
		Crimes Against Society				
		Drug/Narcotic Violations				
		Drug Equipment Violations				
		Betting/Wagering				
		Operating/Promoting/Assisting Gambling				
		Gambling Equipment Violations				
		Sports Tampering				
		Pornography/Obscene Material				
		Prostitution				
		Assisting or Promoting Prostitution				
		Purchasing Prostitution				
		Weapon Law Violations				
		Animal Cruelty				
		Total Group A Offenses				
Group B Arrests						
Offense	Adult	Juvenile				
Bad Checks	0	0	Extortion/Blackmail			
Curfew/Loitering/Vagrancy Violations	0	0	False Pretenses/Swindle/Confidence Game			
Disorderly Conduct	4	0	Credit Card/Automated Teller Machine Fraud			
Driving Under the Influence	18	0	Impersonation			
Drunkenness	0	0	Welfare Fraud			
Family Offenses (Nonviolent)	0	0	Wire Fraud			
Liquor Law Violations	1	0	Identity Theft			
Peeping Tom	0	0	Hacking/Computer Invasion			
Trespass of Real Property	0	0	Robbery			
All Other Offenses	51	3	Pocket-picking			
Total Group B	74	3	Purse-snatching			
			Shoplifting			
			Theft From Building			
			Theft From Coin Operated Machine or Device			
			Theft From Motor Vehicle			
			Theft of Motor Vehicle Parts/Accessories			
			All Other Larceny			
			Motor Vehicle Theft			
			Stolen Property Offenses			
			Crimes Against Society			
			Drug/Narcotic Violations			
			Drug Equipment Violations			
			Betting/Wagering			
			Operating/Promoting/Assisting Gambling			
			Gambling Equipment Violations			
			Sports Tampering			
			Pornography/Obscene Material			
			Prostitution			
			Assisting or Promoting Prostitution			
			Purchasing Prostitution			
			Weapon Law Violations			
			Animal Cruelty			
			Total Group A Offenses			
			184	52	27	11

(*) Offenses are counted using the FBI Units of Count for Crime

(**) The 'Arrests' column shows arrests made for incidents during the selected period, regardless of arrest date. Arrest counts for the same period may change over time.

Livermore Falls PD - ME0010300 - NIBRS Agency Crime Overview - 2021

2021 Population Estimate	3,178	Offenses (*)		Arrests (**)	
		Reported	Cleared	Adult	Juvenile
Offense Overview		Group A Offenses			
Offense Total	77	Crimes Against Persons			
Number Cleared	32	Murder and Nonnegligent Manslaughter			
Percent Cleared	41.56 %	Negligent Manslaughter			
Group A Crimes per 100,000 population	2,422.9	Kidnapping/Abduction			
		Rape			
		Sodomy			
		Sexual Assault With An Object			
		Fondling			
		Incest			
		Statutory Rape			
Arrest Overview		Crimes Against Property			
Total Arrests	56	Arson			
Adult Arrests	55	Bribery			
Juvenile Arrests	1	Burglary/Breaking & Entering			
Unknown Age	0	Counterfeiting/Forgery			
Arrests per 100,000 population	1,762.1	Destruction/Damage/Vandalism of Property			
		Embezzlement			
		Extortion/Blackmail			
		False Pretenses/Swindle/Confidence Game			
		Credit Card/Automated Teller Machine Fraud			
		Impersonation			
		Welfare Fraud			
		Wire Fraud			
		Identity Theft			
		Hacking/Computer Invasion			
		Robbery			
		Pocket-picking			
		Purse-snatching			
		Shoplifting			
		Theft From Building			
		Theft From Coin Operated Machine or Device			
		Theft From Motor Vehicle			
		Theft of Motor Vehicle Parts/Accessories			
		All Other Larceny			
		Motor Vehicle Theft			
		Stolen Property Offenses			
		Crimes Against Society			
		Drug/Narcotic Violations			
		Drug Equipment Violations			
		Betting/Wagering			
		Operating/Promoting/Assisting Gambling			
		Gambling Equipment Violations			
		Sports Tampering			
		Pornography/Obscene Material			
		Prostitution			
		Assisting or Promoting Prostitution			
		Purchasing Prostitution			
		Weapon Law Violations			
		Animal Cruelty			
		Total Group A Offenses			
Group B Arrests					
Offense	Adult	Juvenile			
Bad Checks	0	0			
Curfew/Loitering/Vagrancy Violations	0	0			
Disorderly Conduct	3	0			
Driving Under the Influence	8	0			
Drunkenness	0	0			
Family Offenses (Nonviolent)	1	0			
Liquor Law Violations	0	0			
Peeping Tom	0	0			
Trespass of Real Property	0	0			
All Other Offenses	13	0			
Total Group B	25	0			

(*) Offenses are counted using the FBI Units of Count for Crime

(**) The 'Arrests' column shows arrests made for incidents during the selected period, regardless of arrest date. Arrest counts for the same period may change over time.

Machias PD - ME0150300 - NIBRS Agency Crime Overview - 2021

2021 Population Estimate	1,811	Offenses (*)		Arrests (**)		
		Reported	Cleared	Adult	Juvenile	
Offense Overview		Group A Offenses				
		Crimes Against Persons				
Offense Total	9	Murder and Nonnegligent Manslaughter	0	0	0	0
Number Cleared	1	Negligent Manslaughter	0	0	0	0
Percent Cleared	11.11 %	Kidnapping/Abduction	0	0	0	0
Group A Crimes per 100,000 population	497.0	Rape	0	0	0	0
		Sodomy	1	0	0	0
		Sexual Assault With An Object	0	0	0	0
		Fondling	0	0	0	0
		Incest	0	0	0	0
		Statutory Rape	0	0	0	0
Arrest Overview		Crimes Against Property				
Total Arrests	6	Aggravated Assault	0	0	0	0
Adult Arrests	6	Simple Assault	5	0	0	0
Juvenile Arrests	0	Intimidation	0	0	0	0
Unknown Age	0	Human Trafficking, Commercial Sex Acts	0	0	0	0
Arrests per 100,000 population	331.3	Human Trafficking, Involuntary Servitude	0	0	0	0
		Crimes Against Property				
		Arson	0	0	0	0
		Bribery	0	0	0	0
		Burglary/Breaking & Entering	0	0	0	0
		Counterfeiting/Forgery	0	0	0	0
		Destruction/Damage/Vandalism of Property	0	0	0	0
		Embezzlement	0	0	0	0
		Extortion/Blackmail	0	0	0	0
		False Pretenses/Swindle/Confidence Game	0	0	0	0
		Credit Card/Automated Teller Machine Fraud	0	0	0	0
		Impersonation	0	0	0	0
		Welfare Fraud	0	0	0	0
		Wire Fraud	0	0	0	0
		Identity Theft	0	0	0	0
		Hacking/Computer Invasion	0	0	0	0
		Robbery	0	0	0	0
		Pocket-picking	0	0	0	0
		Purse-snatching	0	0	0	0
		Shoplifting	1	1	1	0
		Theft From Building	0	0	0	0
		Theft From Coin Operated Machine or Device	0	0	0	0
		Theft From Motor Vehicle	1	0	0	0
		Theft of Motor Vehicle Parts/Accessories	0	0	0	0
		All Other Larceny	1	0	0	0
		Motor Vehicle Theft	0	0	0	0
		Stolen Property Offenses	0	0	0	0
		Crimes Against Society				
		Drug/Narcotic Violations	0	0	0	0
		Drug Equipment Violations	0	0	0	0
		Betting/Wagering	0	0	0	0
		Operating/Promoting/Assisting Gambling	0	0	0	0
		Gambling Equipment Violations	0	0	0	0
		Sports Tampering	0	0	0	0
		Pornography/Obscene Material	0	0	0	0
		Prostitution	0	0	0	0
		Assisting or Promoting Prostitution	0	0	0	0
		Purchasing Prostitution	0	0	0	0
		Weapon Law Violations	0	0	0	0
		Animal Cruelty	0	0	0	0
		Total Group A Offenses	9	1	1	0
Group B Arrests						
Offense	Adult	Juvenile				
Bad Checks	0	0	Extortion/Blackmail	0	0	0
Curfew/Loitering/Vagrancy Violations	0	0	False Pretenses/Swindle/Confidence Game	0	0	0
Disorderly Conduct	0	0	Credit Card/Automated Teller Machine Fraud	0	0	0
Driving Under the Influence	2	0	Impersonation	0	0	0
Drunkenness	0	0	Welfare Fraud	0	0	0
Family Offenses (Nonviolent)	0	0	Wire Fraud	0	0	0
Liquor Law Violations	0	0	Identity Theft	0	0	0
Peeping Tom	0	0	Hacking/Computer Invasion	0	0	0
Trespass of Real Property	0	0	Robbery	0	0	0
All Other Offenses	3	0	Pocket-picking	0	0	0
			Purse-snatching	0	0	0
			Shoplifting	1	1	0
Total Group B	5	0	Theft From Building	0	0	0
			Theft From Coin Operated Machine or Device	0	0	0
			Theft From Motor Vehicle	1	0	0
			Theft of Motor Vehicle Parts/Accessories	0	0	0
			All Other Larceny	1	0	0
			Motor Vehicle Theft	0	0	0
			Stolen Property Offenses	0	0	0

(*) Offenses are counted using the FBI Units of Count for Crime

(**) The 'Arrests' column shows arrests made for incidents during the selected period, regardless of arrest date. Arrest counts for the same period may change over time.

Madawaska PD - ME0020500 - NIBRS Agency Crime Overview - 2021

2021 Population Estimate	3,686	Offenses (*)		Arrests (**)		
		Reported	Cleared	Adult	Juvenile	
Offense Overview		Group A Offenses				
Offense Total	119	Crimes Against Persons				
Number Cleared	88	Murder and Nonnegligent Manslaughter	0	0	0	0
Percent Cleared	73.95 %	Negligent Manslaughter	0	0	0	0
Group A Crimes per 100,000 population	3,228.4	Kidnapping/Abduction	0	0	0	0
		Rape	1	0	0	0
		Sodomy	0	0	0	0
		Sexual Assault With An Object	0	0	0	0
		Fondling	0	0	0	0
		Incest	0	0	0	0
Arrest Overview		Statutory Rape	0	0	0	0
Total Arrests	81	Aggravated Assault	2	2	2	0
Adult Arrests	74	Simple Assault	18	18	8	1
Juvenile Arrests	7	Intimidation	8	5	1	0
Unknown Age	0	Human Trafficking, Commercial Sex Acts	0	0	0	0
Arrests per 100,000 population	2,197.5	Human Trafficking, Involuntary Servitude	0	0	0	0
		Crimes Against Property				
		Arson	0	0	0	0
		Bribery	0	0	0	0
		Burglary/Breaking & Entering	5	2	1	0
		Counterfeiting/Forgery	1	1	0	0
		Destruction/Damage/Vandalism of Property	9	3	0	0
		Embezzlement	0	0	0	0
		Extortion/Blackmail	0	0	0	0
		False Pretenses/Swindle/Confidence Game	3	3	1	0
		Credit Card/Automated Teller Machine Fraud	0	0	0	0
		Impersonation	1	1	1	0
		Welfare Fraud	0	0	0	0
		Wire Fraud	1	0	0	0
		Identity Theft	3	1	0	0
		Hacking/Computer Invasion	0	0	0	0
		Robbery	0	0	0	0
		Pocket-picking	0	0	0	0
		Purse-snatching	0	0	0	0
		Shoplifting	30	29	17	1
		Theft From Building	15	10	1	2
		Theft From Coin Operated Machine or Device	0	0	0	0
		Theft From Motor Vehicle	4	1	1	0
		Theft of Motor Vehicle Parts/Accessories	2	0	0	0
		All Other Larceny	8	5	7	0
		Motor Vehicle Theft	2	1	1	0
		Stolen Property Offenses	0	0	0	0
		Crimes Against Society				
		Drug/Narcotic Violations	4	4	2	1
		Drug Equipment Violations	0	0	0	0
		Betting/Wagering	0	0	0	0
		Operating/Promoting/Assisting Gambling	0	0	0	0
		Gambling Equipment Violations	0	0	0	0
		Sports Tampering	0	0	0	0
		Pornography/Obscene Material	0	0	0	0
		Prostitution	0	0	0	0
		Assisting or Promoting Prostitution	0	0	0	0
		Purchasing Prostitution	0	0	0	0
		Weapon Law Violations	2	2	1	0
		Animal Cruelty	0	0	0	0
		Total Group A Offenses	119	88	44	5
Group B Arrests						
Offense	Adult	Juvenile				
Bad Checks	1	0				
Curfew/Loitering/Vagrancy Violations	0	0				
Disorderly Conduct	2	2				
Driving Under the Influence	4	0				
Drunkenness	0	0				
Family Offenses (Nonviolent)	0	0				
Liquor Law Violations	0	0				
Peeping Tom	0	0				
Trespass of Real Property	4	0				
All Other Offenses	19	0				
Total Group B	30	2				

(*) Offenses are counted using the FBI Units of Count for Crime

(**) The 'Arrests' column shows arrests made for incidents during the selected period, regardless of arrest date. Arrest counts for the same period may change over time.

Maine Drug Enforcement Agency - MEMDEA000 - NIBRS Agency Crime Overview - 2021

2021 Population Estimate	N/A	Offenses (*)		Arrests (**)		
		Reported	Cleared	Adult	Juvenile	
Offense Overview		Group A Offenses				
		Crimes Against Persons				
Offense Total	399	Murder and Nonnegligent Manslaughter	0	0	0	0
Number Cleared	251	Negligent Manslaughter	0	0	0	0
Percent Cleared	62.91 %	Kidnapping/Abduction	0	0	0	0
Group A Crimes per 100,000 population	N/A	Rape	0	0	0	0
		Sodomy	0	0	0	0
		Sexual Assault With An Object	0	0	0	0
		Fondling	0	0	0	0
		Incest	0	0	0	0
Arrest Overview		Statutory Rape	0	0	0	0
Total Arrests	311	Aggravated Assault	0	0	0	0
Adult Arrests	311	Simple Assault	0	0	0	0
Juvenile Arrests	0	Intimidation	0	0	0	0
Unknown Age	0	Human Trafficking, Commercial Sex Acts	0	0	0	0
Arrests per 100,000 population	N/A	Human Trafficking, Involuntary Servitude	0	0	0	0
		Crimes Against Property				
		Arson	0	0	0	0
Average number offenses/incident	1.03	Bribery	0	0	0	0
		Burglary/Breaking & Entering	0	0	0	0
		Counterfeiting/Forgery	0	0	0	0
Group B Arrests		Destruction/Damage/Vandalism of Property	0	0	0	0
Offense	Adult	Juvenile	Embezzlement	0	0	0
Bad Checks	0	0	Extortion/Blackmail	0	0	0
Curfew/Loitering/Vagrancy Violations	0	0	False Pretenses/Swindle/Confidence Game	0	0	0
Disorderly Conduct	0	0	Credit Card/Automated Teller Machine Fraud	0	0	0
Driving Under the Influence	0	0	Impersonation	0	0	0
Drunkenness	0	0	Welfare Fraud	0	0	0
Family Offenses (Nonviolent)	0	0	Wire Fraud	0	0	0
Liquor Law Violations	0	0	Identity Theft	0	0	0
Peeping Tom	0	0	Hacking/Computer Invasion	0	0	0
Trespass of Real Property	0	0	Robbery	0	0	0
All Other Offenses	13	0	Pocket-picking	0	0	0
Total Group B	13	0	Purse-snatching	0	0	0
			Shoplifting	0	0	0
			Theft From Building	0	0	0
			Theft From Coin Operated Machine or Device	0	0	0
			Theft From Motor Vehicle	0	0	0
			Theft of Motor Vehicle Parts/Accessories	0	0	0
			All Other Larceny	2	0	0
			Motor Vehicle Theft	0	0	0
			Stolen Property Offenses	0	0	2
			Crimes Against Society			
			Drug/Narcotic Violations	387	241	296
			Drug Equipment Violations	0	0	0
			Betting/Wagering	0	0	0
			Operating/Promoting/Assisting Gambling	0	0	0
			Gambling Equipment Violations	0	0	0
			Sports Tampering	0	0	0
			Pornography/Obscene Material	0	0	0
			Prostitution	0	0	0
			Assisting or Promoting Prostitution	0	0	0
			Purchasing Prostitution	0	0	0
			Weapon Law Violations	10	10	0
			Animal Cruelty	0	0	0
			Total Group A Offenses	399	251	298

(*) Offenses are counted using the FBI Units of Count for Crime

(**) The 'Arrests' column shows arrests made for incidents during the selected period, regardless of arrest date. Arrest counts for the same period may change over time.

This report is valid as of September 30, 2022 and is subject to change

Maine State Police - MEMSP0000 - NIBRS Agency Crime Overview - 2021

2021 Population Estimate	N/A	Offenses (*)		Arrests (**)	
		Reported	Cleared	Adult	Juvenile
Offense Overview		Group A Offenses			
Offense Total	3,020	Crimes Against Persons			
Number Cleared	1,818	Murder and Nonnegligent Manslaughter		12	12
Percent Cleared	60.20 %	Negligent Manslaughter		0	0
Group A Crimes per 100,000 population	N/A	Kidnapping/Abduction		0	0
		Rape		50	34
		Sodomy		6	4
		Sexual Assault With An Object		0	0
		Fondling		85	44
		Incest		1	1
		Statutory Rape		5	4
Arrest Overview		Aggravated Assault		53	48
Total Arrests	2,166	Simple Assault		463	421
Adult Arrests	2,117	Intimidation		448	346
Juvenile Arrests	49	Human Trafficking, Commercial Sex Acts		0	0
Unknown Age	0	Human Trafficking, Involuntary Servitude		0	0
Arrests per 100,000 population	N/A	Crimes Against Property			
		Arson		0	0
		Bribery		0	0
		Burglary/Breaking & Entering		154	44
		Counterfeiting/Forgery		18	12
		Destruction/Damage/Vandalism of Property		345	156
		Embezzlement		2	2
		Extortion/Blackmail		0	0
		False Pretenses/Swindle/Confidence Game		68	16
		Credit Card/Automated Teller Machine Fraud		18	8
		Impersonation		18	6
		Welfare Fraud		1	0
		Wire Fraud		13	1
		Identity Theft		0	0
		Hacking/Computer Invasion		0	0
		Robbery		3	2
		Pocket-picking		0	0
		Purse-snatching		0	0
		Shoplifting		18	13
		Theft From Building		7	4
		Theft From Coin Operated Machine or Device		0	0
		Theft From Motor Vehicle		39	4
		Theft of Motor Vehicle Parts/Accessories		77	8
		All Other Larceny		565	197
		Motor Vehicle Theft		97	47
		Stolen Property Offenses		25	22
		Crimes Against Society			
		Drug/Narcotic Violations		298	276
		Drug Equipment Violations		32	26
		Betting/Wagering		0	0
		Operating/Promoting/Assisting Gambling		0	0
		Gambling Equipment Violations		0	0
		Sports Tampering		0	0
		Pornography/Obscene Material		45	19
		Prostitution		0	0
		Assisting or Promoting Prostitution		1	0
		Purchasing Prostitution		0	0
		Weapon Law Violations		52	40
		Animal Cruelty		1	1
		Total Group A Offenses		3,020	1,818
Group B Arrests					
Offense	Adult	Juvenile			
Bad Checks	0	0	Extortion/Blackmail	0	0
Curfew/Loitering/Vagrancy Violations	0	0	False Pretenses/Swindle/Confidence Game	68	16
Disorderly Conduct	35	0	Credit Card/Automated Teller Machine Fraud	18	8
Driving Under the Influence	530	4	Impersonation	18	6
Drunkenness	0	0	Welfare Fraud	1	0
Family Offenses (Nonviolent)	7	0	Wire Fraud	13	1
Liquor Law Violations	14	3	Identity Theft	0	0
Peeping Tom	0	0	Hacking/Computer Invasion	0	0
Trespass of Real Property	16	0	Robbery	3	2
All Other Offenses	539	2	Pocket-picking	0	0
Total Group B	1,141	9	Purse-snatching	0	0
			Shoplifting	18	13
			Theft From Building	7	4
			Theft From Coin Operated Machine or Device	0	0
			Theft From Motor Vehicle	39	4
			Theft of Motor Vehicle Parts/Accessories	77	8
			All Other Larceny	565	197
			Motor Vehicle Theft	97	47
			Stolen Property Offenses	25	22
			Crimes Against Society		
			Drug/Narcotic Violations	298	276
			Drug Equipment Violations	32	26
			Betting/Wagering	0	0
			Operating/Promoting/Assisting Gambling	0	0
			Gambling Equipment Violations	0	0
			Sports Tampering	0	0
			Pornography/Obscene Material	45	19
			Prostitution	0	0
			Assisting or Promoting Prostitution	1	0
			Purchasing Prostitution	0	0
			Weapon Law Violations	52	40
			Animal Cruelty	1	1
			Total Group A Offenses	3,020	1,818

(*) Offenses are counted using the FBI Units of Count for Crime

(**) The 'Arrests' column shows arrests made for incidents during the selected period, regardless of arrest date. Arrest counts for the same period may change over time.

Mechanic Falls PD - ME0010600 - NIBRS Agency Crime Overview - 2021

2021 Population Estimate	2,977	Offenses (*)		Arrests (**)	
		Reported	Cleared	Adult	Juvenile
Offense Overview		Group A Offenses			
Offense Total	58	Crimes Against Persons			
Number Cleared	16	Murder and Nonnegligent Manslaughter			
Percent Cleared	27.59 %	Negligent Manslaughter			
Group A Crimes per 100,000 population	1,948.3	Kidnapping/Abduction			
		Rape			
		Sodomy			
		Sexual Assault With An Object			
		Fondling			
		Incest			
		Statutory Rape			
Arrest Overview		Crimes Against Property			
Total Arrests	44	Arson			
Adult Arrests	42	Bribery			
Juvenile Arrests	2	Burglary/Breaking & Entering			
Unknown Age	0	Counterfeiting/Forgery			
Arrests per 100,000 population	1,478.0	Destruction/Damage/Vandalism of Property			
		Embezzlement			
		Extortion/Blackmail			
		False Pretenses/Swindle/Confidence Game			
		Credit Card/Automated Teller Machine Fraud			
		Impersonation			
		Welfare Fraud			
		Wire Fraud			
		Identity Theft			
		Hacking/Computer Invasion			
		Robbery			
		Pocket-picking			
		Purse-snatching			
		Shoplifting			
		Theft From Building			
		Theft From Coin Operated Machine or Device			
		Theft From Motor Vehicle			
		Theft of Motor Vehicle Parts/Accessories			
		All Other Larceny			
		Motor Vehicle Theft			
		Stolen Property Offenses			
		Crimes Against Society			
		Drug/Narcotic Violations			
		Drug Equipment Violations			
		Betting/Wagering			
		Operating/Promoting/Assisting Gambling			
		Gambling Equipment Violations			
		Sports Tampering			
		Pornography/Obscene Material			
		Prostitution			
		Assisting or Promoting Prostitution			
		Purchasing Prostitution			
		Weapon Law Violations			
		Animal Cruelty			
		Total Group A Offenses			
Group B Arrests					
Offense	Adult	Juvenile			
Bad Checks	0	0			
Curfew/Loitering/Vagrancy Violations	0	0			
Disorderly Conduct	0	0			
Driving Under the Influence	9	0			
Drunkenness	0	0			
Family Offenses (Nonviolent)	0	0			
Liquor Law Violations	0	0			
Peeping Tom	0	0			
Trespass of Real Property	3	0			
All Other Offenses	17	0			
Total Group B	29	0			

(*) Offenses are counted using the FBI Units of Count for Crime

(**) The 'Arrests' column shows arrests made for incidents during the selected period, regardless of arrest date. Arrest counts for the same period may change over time.

Mexico PD - ME0090300 - NIBRS Agency Crime Overview - 2021

2021 Population Estimate	2,631	Offenses (*)		Arrests (**)		
		Reported	Cleared	Adult	Juvenile	
Offense Overview		Group A Offenses				
		Crimes Against Persons				
Offense Total	247	Murder and Nonnegligent Manslaughter	0	0	0	0
Number Cleared	30	Negligent Manslaughter	0	0	0	0
Percent Cleared	12.15 %	Kidnapping/Abduction	0	0	0	0
Group A Crimes per 100,000 population	9,388.1	Rape	2	0	0	0
		Sodomy	0	0	0	0
		Sexual Assault With An Object	0	0	0	0
		Fondling	4	0	0	0
		Incest	0	0	0	0
		Statutory Rape	0	0	0	0
Arrest Overview		Aggravated Assault	3	3	2	0
Total Arrests	50	Simple Assault	19	4	7	0
Adult Arrests	50	Intimidation	71	12	3	0
Juvenile Arrests	0	Human Trafficking, Commercial Sex Acts	0	0	0	0
Unknown Age	0	Human Trafficking, Involuntary Servitude	0	0	0	0
Arrests per 100,000 population	1,900.4	Crimes Against Property				
		Arson	0	0	0	0
		Bribery	0	0	0	0
		Burglary/Breaking & Entering	12	1	0	0
		Counterfeiting/Forgery	0	0	0	0
		Destruction/Damage/Vandalism of Property	31	1	1	0
		Embezzlement	0	0	0	0
		Extortion/Blackmail	0	0	0	0
		False Pretenses/Swindle/Confidence Game	29	0	0	0
		Credit Card/Automated Teller Machine Fraud	0	0	0	0
		Impersonation	0	0	1	0
		Welfare Fraud	0	0	0	0
		Wire Fraud	0	0	0	0
		Identity Theft	0	0	0	0
		Hacking/Computer Invasion	0	0	0	0
		Robbery	0	0	0	0
		Pocket-picking	0	0	0	0
		Purse-snatching	0	0	0	0
		Shoplifting	7	2	0	0
		Theft From Building	1	0	0	0
		Theft From Coin Operated Machine or Device	0	0	0	0
		Theft From Motor Vehicle	4	0	0	0
		Theft of Motor Vehicle Parts/Accessories	0	0	0	0
		All Other Larceny	57	3	4	0
		Motor Vehicle Theft	2	0	0	0
		Stolen Property Offenses	0	0	0	0
		Crimes Against Society				
		Drug/Narcotic Violations	4	4	4	0
		Drug Equipment Violations	0	0	0	0
		Betting/Wagering	0	0	0	0
		Operating/Promoting/Assisting Gambling	0	0	0	0
		Gambling Equipment Violations	0	0	0	0
		Sports Tampering	0	0	0	0
		Pornography/Obscene Material	0	0	0	0
		Prostitution	0	0	0	0
		Assisting or Promoting Prostitution	0	0	0	0
		Purchasing Prostitution	0	0	0	0
		Weapon Law Violations	1	0	0	0
		Animal Cruelty	0	0	0	0
		Total Group A Offenses	247	30	22	0
Group B Arrests						
Offense	Adult	Juvenile				
Bad Checks	0	0	Extortion/Blackmail	0	0	0
Curfew/Loitering/Vagrancy Violations	0	0	False Pretenses/Swindle/Confidence Game	29	0	0
Disorderly Conduct	8	0	Credit Card/Automated Teller Machine Fraud	0	0	0
Driving Under the Influence	7	0	Impersonation	0	0	1
Drunkenness	0	0	Welfare Fraud	0	0	0
Family Offenses (Nonviolent)	0	0	Wire Fraud	0	0	0
Liquor Law Violations	0	0	Identity Theft	0	0	0
Peeping Tom	0	0	Hacking/Computer Invasion	0	0	0
Trespass of Real Property	1	0	Robbery	0	0	0
All Other Offenses	12	0	Pocket-picking	0	0	0
Total Group B	28	0	Purse-snatching	0	0	0
			Shoplifting	7	2	0
			Theft From Building	1	0	0
			Theft From Coin Operated Machine or Device	0	0	0
			Theft From Motor Vehicle	4	0	0
			Theft of Motor Vehicle Parts/Accessories	0	0	0
			All Other Larceny	57	3	4
			Motor Vehicle Theft	2	0	0
			Stolen Property Offenses	0	0	0
			Crimes Against Society			
			Drug/Narcotic Violations	4	4	4
			Drug Equipment Violations	0	0	0
			Betting/Wagering	0	0	0
			Operating/Promoting/Assisting Gambling	0	0	0
			Gambling Equipment Violations	0	0	0
			Sports Tampering	0	0	0
			Pornography/Obscene Material	0	0	0
			Prostitution	0	0	0
			Assisting or Promoting Prostitution	0	0	0
			Purchasing Prostitution	0	0	0
			Weapon Law Violations	1	0	0
			Animal Cruelty	0	0	0
			Total Group A Offenses	247	30	22

(*) Offenses are counted using the FBI Units of Count for Crime

(**) The 'Arrests' column shows arrests made for incidents during the selected period, regardless of arrest date. Arrest counts for the same period may change over time.

Milbridge PD - ME0151700 - NIBRS Agency Crime Overview - 2021

2021 Population Estimate	1,296	Offenses (*)		Arrests (**)		
		Reported	Cleared	Adult	Juvenile	
Offense Overview		Group A Offenses				
Crimes Against Persons						
Offense Total	0	Murder and Nonnegligent Manslaughter	0	0	0	0
Number Cleared	0	Negligent Manslaughter	0	0	0	0
Percent Cleared	0.00 %	Kidnapping/Abduction	0	0	0	0
Group A Crimes per 100,000 population	0.0	Rape	0	0	0	0
		Sodomy	0	0	0	0
		Sexual Assault With An Object	0	0	0	0
		Fondling	0	0	0	0
		Incest	0	0	0	0
		Statutory Rape	0	0	0	0
Arrest Overview		Aggravated Assault	0	0	0	0
Total Arrests	0	Simple Assault	0	0	0	0
Adult Arrests	0	Intimidation	0	0	0	0
Juvenile Arrests	0	Human Trafficking, Commercial Sex Acts	0	0	0	0
Unknown Age	0	Human Trafficking, Involuntary Servitude	0	0	0	0
Arrests per 100,000 population	0.0	Crimes Against Property				
		Arson	0	0	0	0
		Bribery	0	0	0	0
		Burglary/Breaking & Entering	0	0	0	0
		Counterfeiting/Forgery	0	0	0	0
		Destruction/Damage/Vandalism of Property	0	0	0	0
		Embezzlement	0	0	0	0
		Extortion/Blackmail	0	0	0	0
		False Pretenses/Swindle/Confidence Game	0	0	0	0
		Credit Card/Automated Teller Machine Fraud	0	0	0	0
		Impersonation	0	0	0	0
		Welfare Fraud	0	0	0	0
		Wire Fraud	0	0	0	0
		Identity Theft	0	0	0	0
		Hacking/Computer Invasion	0	0	0	0
		Robbery	0	0	0	0
		Pocket-picking	0	0	0	0
		Purse-snatching	0	0	0	0
		Shoplifting	0	0	0	0
		Theft From Building	0	0	0	0
		Theft From Coin Operated Machine or Device	0	0	0	0
		Theft From Motor Vehicle	0	0	0	0
		Theft of Motor Vehicle Parts/Accessories	0	0	0	0
		All Other Larceny	0	0	0	0
		Motor Vehicle Theft	0	0	0	0
		Stolen Property Offenses	0	0	0	0
		Crimes Against Society				
		Drug/Narcotic Violations	0	0	0	0
		Drug Equipment Violations	0	0	0	0
		Betting/Wagering	0	0	0	0
		Operating/Promoting/Assisting Gambling	0	0	0	0
		Gambling Equipment Violations	0	0	0	0
		Sports Tampering	0	0	0	0
		Pornography/Obscene Material	0	0	0	0
		Prostitution	0	0	0	0
		Assisting or Promoting Prostitution	0	0	0	0
		Purchasing Prostitution	0	0	0	0
		Weapon Law Violations	0	0	0	0
		Animal Cruelty	0	0	0	0
		Total Group A Offenses	0	0	0	0
Group B Arrests						
Offense	Adult	Juvenile				
Bad Checks	0	0	Extortion/Blackmail	0	0	0
Curfew/Loitering/Vagrancy Violations	0	0	False Pretenses/Swindle/Confidence Game	0	0	0
Disorderly Conduct	0	0	Credit Card/Automated Teller Machine Fraud	0	0	0
Driving Under the Influence	0	0	Impersonation	0	0	0
Drunkenness	0	0	Welfare Fraud	0	0	0
Family Offenses (Nonviolent)	0	0	Wire Fraud	0	0	0
Liquor Law Violations	0	0	Identity Theft	0	0	0
Peeping Tom	0	0	Hacking/Computer Invasion	0	0	0
Trespass of Real Property	0	0	Robbery	0	0	0
All Other Offenses	0	0	Pocket-picking	0	0	0
			Purse-snatching	0	0	0
			Shoplifting	0	0	0
			Theft From Building	0	0	0
			Theft From Coin Operated Machine or Device	0	0	0
			Theft From Motor Vehicle	0	0	0
			Theft of Motor Vehicle Parts/Accessories	0	0	0
			All Other Larceny	0	0	0
			Motor Vehicle Theft	0	0	0
			Stolen Property Offenses	0	0	0
			Crimes Against Society			
			Drug/Narcotic Violations	0	0	0
			Drug Equipment Violations	0	0	0
			Betting/Wagering	0	0	0
			Operating/Promoting/Assisting Gambling	0	0	0
			Gambling Equipment Violations	0	0	0
			Sports Tampering	0	0	0
			Pornography/Obscene Material	0	0	0
			Prostitution	0	0	0
			Assisting or Promoting Prostitution	0	0	0
			Purchasing Prostitution	0	0	0
			Weapon Law Violations	0	0	0
			Animal Cruelty	0	0	0
			Total Group A Offenses	0	0	0

(*) Offenses are counted using the FBI Units of Count for Crime

(**) The 'Arrests' column shows arrests made for incidents during the selected period, regardless of arrest date. Arrest counts for the same period may change over time.

Milo PD - ME0110200 - NIBRS Agency Crime Overview - 2021

2021 Population Estimate	2,311	Offenses (*)		Arrests (**)		
		Reported	Cleared	Adult	Juvenile	
Offense Overview		Group A Offenses				
Offense Total	98	Crimes Against Persons				
Number Cleared	33	Murder and Nonnegligent Manslaughter	0	0	0	0
Percent Cleared	33.67 %	Negligent Manslaughter	1	0	0	0
Group A Crimes per 100,000 population	4,240.6	Kidnapping/Abduction	0	0	0	0
		Rape	0	0	0	0
		Sodomy	0	0	0	0
		Sexual Assault With An Object	0	0	0	0
		Fondling	0	0	0	0
		Incest	0	0	0	0
		Statutory Rape	0	0	0	0
Arrest Overview		Aggravated Assault	1	1	0	0
Total Arrests	39	Simple Assault	18	13	7	4
Adult Arrests	35	Intimidation	15	3	3	0
Juvenile Arrests	4	Human Trafficking, Commercial Sex Acts	0	0	0	0
Unknown Age	0	Human Trafficking, Involuntary Servitude	0	0	0	0
Arrests per 100,000 population	1,687.6	Crimes Against Property				
		Arson	0	0	0	0
		Bribery	0	0	0	0
		Burglary/Breaking & Entering	12	2	2	0
		Counterfeiting/Forgery	0	0	0	0
		Destruction/Damage/Vandalism of Property	15	3	2	0
		Embezzlement	0	0	0	0
		Extortion/Blackmail	0	0	0	0
		False Pretenses/Swindle/Confidence Game	2	0	0	0
		Credit Card/Automated Teller Machine Fraud	0	0	0	0
		Impersonation	0	0	0	0
		Welfare Fraud	0	0	0	0
		Wire Fraud	0	0	0	0
		Identity Theft	0	0	0	0
		Hacking/Computer Invasion	0	0	0	0
		Robbery	0	0	0	0
		Pocket-picking	0	0	0	0
		Purse-snatching	0	0	0	0
		Shoplifting	4	2	0	0
		Theft From Building	2	0	0	0
		Theft From Coin Operated Machine or Device	0	0	0	0
		Theft From Motor Vehicle	1	0	0	0
		Theft of Motor Vehicle Parts/Accessories	5	0	0	0
		All Other Larceny	14	3	2	0
		Motor Vehicle Theft	1	1	1	0
		Stolen Property Offenses	0	0	0	0
		Crimes Against Society				
		Drug/Narcotic Violations	6	4	5	0
		Drug Equipment Violations	0	0	0	0
		Betting/Wagering	0	0	0	0
		Operating/Promoting/Assisting Gambling	0	0	0	0
		Gambling Equipment Violations	0	0	0	0
		Sports Tampering	0	0	0	0
		Pornography/Obscene Material	0	0	0	0
		Prostitution	0	0	0	0
		Assisting or Promoting Prostitution	0	0	0	0
		Purchasing Prostitution	0	0	0	0
		Weapon Law Violations	1	1	1	0
		Animal Cruelty	0	0	0	0
		Total Group A Offenses	98	33	23	4
Group B Arrests						
Offense	Adult	Juvenile				
Bad Checks	0	0				
Curfew/Loitering/Vagrancy Violations	0	0				
Disorderly Conduct	3	0				
Driving Under the Influence	4	0				
Drunkenness	0	0				
Family Offenses (Nonviolent)	1	0				
Liquor Law Violations	0	0				
Peeping Tom	0	0				
Trespass of Real Property	0	0				
All Other Offenses	4	0				
Total Group B	12	0				

(*) Offenses are counted using the FBI Units of Count for Crime

(**) The 'Arrests' column shows arrests made for incidents during the selected period, regardless of arrest date. Arrest counts for the same period may change over time.

Monmouth PD - ME0060600 - NIBRS Agency Crime Overview - 2021

2021 Population Estimate	4,178	Offenses (*)		Arrests (**)		
		Reported	Cleared	Adult	Juvenile	
Offense Overview		Group A Offenses				
		Crimes Against Persons				
Offense Total	46	Murder and Nonnegligent Manslaughter	0	0	0	0
Number Cleared	19	Negligent Manslaughter	0	0	0	0
Percent Cleared	41.30 %	Kidnapping/Abduction	0	0	0	0
Group A Crimes per 100,000 population	1,101.0	Rape	2	1	0	0
		Sodomy	0	0	0	0
		Sexual Assault With An Object	0	0	0	0
		Fondling	0	0	0	0
		Incest	0	0	0	0
		Statutory Rape	0	0	0	0
Arrest Overview		Aggravated Assault	1	1	1	0
Total Arrests	62	Simple Assault	4	4	3	1
Adult Arrests	59	Intimidation	5	3	1	0
Juvenile Arrests	3	Human Trafficking, Commercial Sex Acts	0	0	0	0
Unknown Age	0	Human Trafficking, Involuntary Servitude	0	0	0	0
Arrests per 100,000 population	1,484.0	Crimes Against Property				
		Arson	0	0	0	0
		Bribery	0	0	0	0
		Burglary/Breaking & Entering	1	0	0	0
		Counterfeiting/Forgery	0	0	0	0
		Destruction/Damage/Vandalism of Property	11	4	2	1
		Embezzlement	0	0	0	0
		Extortion/Blackmail	0	0	0	0
		False Pretenses/Swindle/Confidence Game	0	0	0	0
		Credit Card/Automated Teller Machine Fraud	0	0	0	0
		Impersonation	0	0	0	0
		Welfare Fraud	0	0	0	0
		Wire Fraud	0	0	0	0
		Identity Theft	3	0	0	0
		Hacking/Computer Invasion	0	0	0	0
		Robbery	0	0	0	0
		Pocket-picking	0	0	0	0
		Purse-snatching	0	0	0	0
		Shoplifting	0	0	0	0
		Theft From Building	0	0	0	0
		Theft From Coin Operated Machine or Device	0	0	0	0
		Theft From Motor Vehicle	0	0	0	0
		Theft of Motor Vehicle Parts/Accessories	0	0	0	0
		All Other Larceny	13	3	2	0
		Motor Vehicle Theft	1	0	0	0
		Stolen Property Offenses	0	0	0	0
		Crimes Against Society				
		Drug/Narcotic Violations	2	2	2	0
		Drug Equipment Violations	0	0	0	0
		Betting/Wagering	0	0	0	0
		Operating/Promoting/Assisting Gambling	0	0	0	0
		Gambling Equipment Violations	0	0	0	0
		Sports Tampering	0	0	0	0
		Pornography/Obscene Material	1	0	0	0
		Prostitution	0	0	0	0
		Assisting or Promoting Prostitution	0	0	0	0
		Purchasing Prostitution	0	0	0	0
		Weapon Law Violations	2	1	0	0
		Animal Cruelty	0	0	0	0
		Total Group A Offenses	46	19	11	2
Group B Arrests						
Offense	Adult	Juvenile				
Bad Checks	0	0	Extortion/Blackmail	0	0	0
Curfew/Loitering/Vagrancy Violations	0	0	False Pretenses/Swindle/Confidence Game	0	0	0
Disorderly Conduct	0	0	Credit Card/Automated Teller Machine Fraud	0	0	0
Driving Under the Influence	21	0	Impersonation	0	0	0
Drunkenness	0	0	Welfare Fraud	0	0	0
Family Offenses (Nonviolent)	1	0	Wire Fraud	0	0	0
Liquor Law Violations	0	0	Identity Theft	3	0	0
Peeping Tom	0	0	Hacking/Computer Invasion	0	0	0
Trespass of Real Property	1	0	Robbery	0	0	0
All Other Offenses	25	1	Pocket-picking	0	0	0
Total Group B	48	1	Purse-snatching	0	0	0
			Shoplifting	0	0	0
			Theft From Building	0	0	0
			Theft From Coin Operated Machine or Device	0	0	0
			Theft From Motor Vehicle	0	0	0
			Theft of Motor Vehicle Parts/Accessories	0	0	0
			All Other Larceny	13	3	2
			Motor Vehicle Theft	1	0	0
			Stolen Property Offenses	0	0	0
			Crimes Against Society			
			Drug/Narcotic Violations	2	2	2
			Drug Equipment Violations	0	0	0
			Betting/Wagering	0	0	0
			Operating/Promoting/Assisting Gambling	0	0	0
			Gambling Equipment Violations	0	0	0
			Sports Tampering	0	0	0
			Pornography/Obscene Material	1	0	0
			Prostitution	0	0	0
			Assisting or Promoting Prostitution	0	0	0
			Purchasing Prostitution	0	0	0
			Weapon Law Violations	2	1	0
			Animal Cruelty	0	0	0
			Total Group A Offenses	46	19	11

(*) Offenses are counted using the FBI Units of Count for Crime

(**) The 'Arrests' column shows arrests made for incidents during the selected period, regardless of arrest date. Arrest counts for the same period may change over time.

Newport PD - ME0101100 - NIBRS Agency Crime Overview - 2021

2021 Population Estimate	3,245	Offenses (*)		Arrests (**)		
		Reported	Cleared	Adult	Juvenile	
Offense Overview		Group A Offenses				
		Crimes Against Persons				
Offense Total	88	Murder and Nonnegligent Manslaughter	0	0	0	0
Number Cleared	25	Negligent Manslaughter	0	0	0	0
Percent Cleared	28.41 %	Kidnapping/Abduction	0	0	0	0
Group A Crimes per 100,000 population	2,711.9	Rape	0	0	0	0
		Sodomy	0	0	0	0
		Sexual Assault With An Object	0	0	0	0
		Fondling	0	0	0	0
		Incest	0	0	0	0
		Statutory Rape	0	0	0	0
Arrest Overview		Crimes Against Property				
Total Arrests	32	Aggravated Assault	0	0	0	0
Adult Arrests	30	Simple Assault	6	4	4	0
Juvenile Arrests	2	Intimidation	8	4	1	0
Unknown Age	0	Human Trafficking, Commercial Sex Acts	0	0	0	0
Arrests per 100,000 population	986.1	Human Trafficking, Involuntary Servitude	0	0	0	0
		Arson	0	0	0	0
		Bribery	0	0	0	0
Average number offenses/incident	1.09	Burglary/Breaking & Entering	2	1	0	2
		Counterfeiting/Forgery	0	0	0	0
		Destruction/Damage/Vandalism of Property	5	1	0	0
		Embezzlement	0	0	0	0
		Extortion/Blackmail	0	0	0	0
		False Pretenses/Swindle/Confidence Game	3	0	0	0
		Credit Card/Automated Teller Machine Fraud	0	0	0	0
		Impersonation	0	0	0	0
		Welfare Fraud	0	0	0	0
		Wire Fraud	0	0	0	0
		Identity Theft	0	0	0	0
		Hacking/Computer Invasion	0	0	0	0
		Robbery	0	0	0	0
		Pocket-picking	0	0	0	0
		Purse-snatching	0	0	0	0
		Shoplifting	16	8	0	0
		Theft From Building	1	0	0	0
		Theft From Coin Operated Machine or Device	0	0	0	0
		Theft From Motor Vehicle	25	1	1	0
		Theft of Motor Vehicle Parts/Accessories	5	0	0	0
		All Other Larceny	10	0	9	0
		Motor Vehicle Theft	3	2	0	0
		Stolen Property Offenses	0	0	0	0
		Crimes Against Society				
		Drug/Narcotic Violations	3	3	1	0
		Drug Equipment Violations	0	0	0	0
		Betting/Wagering	0	0	0	0
		Operating/Promoting/Assisting Gambling	0	0	0	0
		Gambling Equipment Violations	0	0	0	0
		Sports Tampering	0	0	0	0
		Pornography/Obscene Material	0	0	0	0
		Prostitution	0	0	0	0
		Assisting or Promoting Prostitution	0	0	0	0
		Purchasing Prostitution	0	0	0	0
		Weapon Law Violations	0	0	0	0
		Animal Cruelty	1	1	1	0
		Total Group A Offenses	88	25	17	2
Group B Arrests						
Offense	Adult	Juvenile				
Bad Checks	0	0				
Curfew/Loitering/Vagrancy Violations	0	0				
Disorderly Conduct	0	0				
Driving Under the Influence	5	0				
Drunkenness	0	0				
Family Offenses (Nonviolent)	0	0				
Liquor Law Violations	0	0				
Peeping Tom	0	0				
Trespass of Real Property	0	0				
All Other Offenses	8	0				
Total Group B	13	0				

(*) Offenses are counted using the FBI Units of Count for Crime

(**) The 'Arrests' column shows arrests made for incidents during the selected period, regardless of arrest date. Arrest counts for the same period may change over time.

Norway PD - ME0090400 - NIBRS Agency Crime Overview - 2021

2021 Population Estimate	4,988	Offenses (*)		Arrests (**)	
		Reported	Cleared	Adult	Juvenile
Offense Overview		Group A Offenses			
Offense Total	199	Crimes Against Persons			
Number Cleared	61	Murder and Nonnegligent Manslaughter			
Percent Cleared	30.65 %	Negligent Manslaughter			
Group A Crimes per 100,000 population	3,989.6	Kidnapping/Abduction			
		Rape			
		Sodomy			
		Sexual Assault With An Object			
		Fondling			
		Incest			
		Statutory Rape			
Arrest Overview		Crimes Against Property			
Total Arrests	85	Arson			
Adult Arrests	79	Bribery			
Juvenile Arrests	6	Burglary/Breaking & Entering			
Unknown Age	0	Counterfeiting/Forgery			
Arrests per 100,000 population	1,704.1	Destruction/Damage/Vandalism of Property			
		Embezzlement			
		Extortion/Blackmail			
		False Pretenses/Swindle/Confidence Game			
		Credit Card/Automated Teller Machine Fraud			
		Impersonation			
		Welfare Fraud			
		Wire Fraud			
		Identity Theft			
		Hacking/Computer Invasion			
		Robbery			
		Pocket-picking			
		Purse-snatching			
		Shoplifting			
		Theft From Building			
		Theft From Coin Operated Machine or Device			
		Theft From Motor Vehicle			
		Theft of Motor Vehicle Parts/Accessories			
		All Other Larceny			
		Motor Vehicle Theft			
		Stolen Property Offenses			
		Crimes Against Society			
		Drug/Narcotic Violations			
		Drug Equipment Violations			
		Betting/Wagering			
		Operating/Promoting/Assisting Gambling			
		Gambling Equipment Violations			
		Sports Tampering			
		Pornography/Obscene Material			
		Prostitution			
		Assisting or Promoting Prostitution			
		Purchasing Prostitution			
		Weapon Law Violations			
		Animal Cruelty			
		Total Group A Offenses			
Group B Arrests					
Offense	Adult	Juvenile			
Bad Checks	0	0			
Curfew/Loitering/Vagrancy Violations	0	0			
Disorderly Conduct	2	0			
Driving Under the Influence	4	0			
Drunkenness	0	0			
Family Offenses (Nonviolent)	0	0			
Liquor Law Violations	0	1			
Peeping Tom	0	0			
Trespass of Real Property	4	0			
All Other Offenses	19	1			
Total Group B	29	2			

(*) Offenses are counted using the FBI Units of Count for Crime

(**) The 'Arrests' column shows arrests made for incidents during the selected period, regardless of arrest date. Arrest counts for the same period may change over time.

Oakland PD - ME0060500 - NIBRS Agency Crime Overview - 2021

2021 Population Estimate		6,351	Offenses (*)		Arrests (**)	
Offense Overview			Reported	Cleared	Adult	Juvenile
Group A Offenses						
Crimes Against Persons						
Offense Total	94		1	1	1	0
Number Cleared	28		0	0	0	0
Percent Cleared	29.79 %		0	0	0	0
Group A Crimes per 100,000 population	1,480.1		2	0	0	0
Arrest Overview						
Total Arrests	42		0	0	0	0
Adult Arrests	39		1	0	0	0
Juvenile Arrests	3		1	0	0	0
Unknown Age	0		15	10	7	0
Arrests per 100,000 population	661.3		5	4	2	1
Average number offenses/incident	1.07		0	0	0	0
Group B Arrests						
Offense	Adult	Juvenile				
Bad Checks	0	0	Crimes Against Property			
Curfew/Loitering/Vagrancy Violations	0	0	Arson	0	0	0
Disorderly Conduct	2	1	Bribery	0	0	0
Driving Under the Influence	2	0	Burglary/Breaking & Entering	6	0	0
Drunkenness	0	0	Counterfeiting/Forgery	0	0	0
Family Offenses (Nonviolent)	0	0	Destruction/Damage/Vandalism of Property	16	6	1
Liquor Law Violations	1	0	Embezzlement	0	0	0
Peeping Tom	0	0	Extortion/Blackmail	0	0	0
Trespass of Real Property	0	0	False Pretenses/Swindle/Confidence Game	3	0	0
All Other Offenses	16	0	Credit Card/Automated Teller Machine Fraud	1	0	0
Total Group B	21	1	Impersonation	0	0	0
			Welfare Fraud	0	0	0
			Wire Fraud	3	0	0
			Identity Theft	1	0	0
			Hacking/Computer Invasion	0	0	0
			Robbery	0	0	0
			Pocket-picking	0	0	0
			Purse-snatching	0	0	0
			Shoplifting	0	0	0
			Theft From Building	0	0	0
			Theft From Coin Operated Machine or Device	0	0	0
			Theft From Motor Vehicle	0	0	0
			Theft of Motor Vehicle Parts/Accessories	3	0	0
			All Other Larceny	29	6	6
			Motor Vehicle Theft	4	1	1
			Stolen Property Offenses	0	0	0
			Crimes Against Society			
			Drug/Narcotic Violations	1	0	0
			Drug Equipment Violations	0	0	0
			Betting/Wagering	0	0	0
			Operating/Promoting/Assisting Gambling	0	0	0
			Gambling Equipment Violations	0	0	0
			Sports Tampering	0	0	0
			Pornography/Obscene Material	0	0	0
			Prostitution	0	0	0
			Assisting or Promoting Prostitution	0	0	0
			Purchasing Prostitution	0	0	0
			Weapon Law Violations	0	0	0
			Animal Cruelty	0	0	0
			Total Group A Offenses	94	28	18
						2

(*) Offenses are counted using the FBI Units of Count for Crime

(**) The 'Arrests' column shows arrests made for incidents during the selected period, regardless of arrest date. Arrest counts for the same period may change over time.

Office of State Fire Marshal - ME0061700 - NIBRS Agency Crime Overview - 2021

2021 Population Estimate	N/A	Offenses (*)		Arrests (**)		
		Reported	Cleared	Adult	Juvenile	
Offense Overview		Group A Offenses				
		Crimes Against Persons				
Offense Total	127	Murder and Nonnegligent Manslaughter	1	1	0	3
Number Cleared	52	Negligent Manslaughter	0	0	0	0
Percent Cleared	40.94 %	Kidnapping/Abduction	0	0	0	0
Group A Crimes per 100,000 population	N/A	Rape	0	0	0	0
		Sodomy	0	0	0	0
		Sexual Assault With An Object	0	0	0	0
		Fondling	0	0	0	0
		Incest	0	0	0	0
Arrest Overview		Statutory Rape	0	0	0	0
Total Arrests	49	Aggravated Assault	0	0	0	0
Adult Arrests	26	Simple Assault	0	0	0	0
Juvenile Arrests	23	Intimidation	2	0	0	0
Unknown Age	0	Human Trafficking, Commercial Sex Acts	0	0	0	0
Arrests per 100,000 population	N/A	Human Trafficking, Involuntary Servitude	0	0	0	0
		Crimes Against Property				
		Arson	106	44	23	18
Average number offenses/incident	1.18	Bribery	0	0	0	0
		Burglary/Breaking & Entering	6	3	0	0
		Counterfeiting/Forgery	0	0	0	0
		Destruction/Damage/Vandalism of Property	7	3	2	2
		Embezzlement	0	0	0	0
		Extortion/Blackmail	0	0	0	0
		False Pretenses/Swindle/Confidence Game	1	0	0	0
		Credit Card/Automated Teller Machine Fraud	0	0	0	0
		Impersonation	0	0	0	0
		Welfare Fraud	0	0	0	0
		Wire Fraud	0	0	0	0
		Identity Theft	0	0	0	0
		Hacking/Computer Invasion	0	0	0	0
		Robbery	0	0	0	0
		Pocket-picking	0	0	0	0
		Purse-snatching	0	0	0	0
		Shoplifting	0	0	0	0
		Theft From Building	0	0	0	0
		Theft From Coin Operated Machine or Device	0	0	0	0
		Theft From Motor Vehicle	0	0	0	0
		Theft of Motor Vehicle Parts/Accessories	0	0	0	0
		All Other Larceny	1	0	1	0
		Motor Vehicle Theft	1	0	0	0
		Stolen Property Offenses	0	0	0	0
		Crimes Against Society				
		Drug/Narcotic Violations	1	1	0	0
		Drug Equipment Violations	0	0	0	0
		Betting/Wagering	0	0	0	0
		Operating/Promoting/Assisting Gambling	0	0	0	0
		Gambling Equipment Violations	0	0	0	0
		Sports Tampering	0	0	0	0
		Pornography/Obscene Material	0	0	0	0
		Prostitution	0	0	0	0
		Assisting or Promoting Prostitution	0	0	0	0
		Purchasing Prostitution	0	0	0	0
		Weapon Law Violations	1	0	0	0
		Animal Cruelty	0	0	0	0
		Total Group A Offenses	127	52	26	23
Group B Arrests						
Offense	Adult	Juvenile				
Bad Checks	0	0	Extortion/Blackmail	0	0	0
Curfew/Loitering/Vagrancy Violations	0	0	False Pretenses/Swindle/Confidence Game	1	0	0
Disorderly Conduct	0	0	Credit Card/Automated Teller Machine Fraud	0	0	0
Driving Under the Influence	0	0	Impersonation	0	0	0
Drunkenness	0	0	Welfare Fraud	0	0	0
Family Offenses (Nonviolent)	0	0	Wire Fraud	0	0	0
Liquor Law Violations	0	0	Identity Theft	0	0	0
Peeping Tom	0	0	Hacking/Computer Invasion	0	0	0
Trespass of Real Property	0	0	Robbery	0	0	0
All Other Offenses	0	0	Pocket-picking	0	0	0
			Purse-snatching	0	0	0
			Shoplifting	0	0	0
Total Group B	0	0	Theft From Building	0	0	0
			Theft From Coin Operated Machine or Device	0	0	0
			Theft From Motor Vehicle	0	0	0
			Theft of Motor Vehicle Parts/Accessories	0	0	0
			All Other Larceny	1	0	1
			Motor Vehicle Theft	1	0	0
			Stolen Property Offenses	0	0	0

(*) Offenses are counted using the FBI Units of Count for Crime

(**) The 'Arrests' column shows arrests made for incidents during the selected period, regardless of arrest date. Arrest counts for the same period may change over time.

Ogunquit PD - ME0161200 - NIBRS Agency Crime Overview - 2021

2021 Population Estimate		938	Offenses (*)		Arrests (**)	
Offense Overview			Reported	Cleared	Adult	Juvenile
Group A Offenses						
Crimes Against Persons						
Offense Total	57		0	0	0	0
Number Cleared	16		0	0	0	0
Percent Cleared	28.07 %		0	0	0	0
Group A Crimes per 100,000 population	6,076.8		1	0	0	0
Arrest Overview						
Total Arrests	51		0	0	0	0
Adult Arrests	51		0	0	0	0
Juvenile Arrests	0		0	0	0	0
Unknown Age	0		0	0	0	0
Arrests per 100,000 population	5,437.1		0	0	0	0
Average number offenses/incident	1.04		0	0	0	0
Group B Arrests						
Offense	Adult	Juvenile				
Bad Checks	0	0	0	0	0	0
Curfew/Loitering/Vagrancy Violations	0	0	0	0	0	0
Disorderly Conduct	9	0	0	0	0	0
Driving Under the Influence	12	0	0	0	0	0
Drunkenness	0	0	0	0	0	0
Family Offenses (Nonviolent)	0	0	0	0	0	0
Liquor Law Violations	4	0	0	0	0	0
Peeping Tom	0	0	0	0	0	0
Trespass of Real Property	2	0	0	0	0	0
All Other Offenses	12	0	0	0	0	0
Total Group B	39	0				
Crimes Against Property						
Arson			0	0	0	0
Bribery			0	0	0	0
Burglary/Breaking & Entering			0	0	0	0
Counterfeiting/Forgery			1	0	0	0
Destruction/Damage/Vandalism of Property			16	2	0	0
Embezzlement			0	0	0	0
Extortion/Blackmail			0	0	0	0
False Pretenses/Swindle/Confidence Game			4	2	1	0
Credit Card/Automated Teller Machine Fraud			0	0	0	0
Impersonation			0	0	0	0
Welfare Fraud			0	0	0	0
Wire Fraud			0	0	0	0
Identity Theft			1	0	0	0
Hacking/Computer Invasion			0	0	0	0
Robbery			0	0	0	0
Pocket-picking			0	0	0	0
Purse-snatching			0	0	0	0
Shoplifting			0	0	0	0
Theft From Building			1	0	0	0
Theft From Coin Operated Machine or Device			0	0	0	0
Theft From Motor Vehicle			1	0	0	0
Theft of Motor Vehicle Parts/Accessories			0	0	0	0
All Other Larceny			17	2	2	0
Motor Vehicle Theft			2	0	0	0
Stolen Property Offenses			0	0	0	0
Crimes Against Society						
Drug/Narcotic Violations			4	4	4	0
Drug Equipment Violations			0	0	0	0
Betting/Wagering			0	0	0	0
Operating/Promoting/Assisting Gambling			0	0	0	0
Gambling Equipment Violations			0	0	0	0
Sports Tampering			0	0	0	0
Pornography/Obscene Material			0	0	0	0
Prostitution			0	0	0	0
Assisting or Promoting Prostitution			0	0	0	0
Purchasing Prostitution			0	0	0	0
Weapon Law Violations			0	0	0	0
Animal Cruelty			0	0	0	0
Total Group A Offenses			57	16	12	0

(*) Offenses are counted using the FBI Units of Count for Crime

(**) The 'Arrests' column shows arrests made for incidents during the selected period, regardless of arrest date. Arrest counts for the same period may change over time.

Old Orchard Beach PD - ME0160300 - NIBRS Agency Crime Overview - 2021

2021 Population Estimate	9,145	Offenses (*)		Arrests (**)	
		Reported	Cleared	Adult	Juvenile
Offense Overview		Group A Offenses			
Offense Total	529	Crimes Against Persons			
Number Cleared	250	Murder and Nonnegligent Manslaughter			
Percent Cleared	47.26 %	Negligent Manslaughter			
Group A Crimes per 100,000 population	5,784.6	Kidnapping/Abduction			
		Rape			
		Sodomy			
		Sexual Assault With An Object			
		Fondling			
		Incest			
		Statutory Rape			
Arrest Overview		Crimes Against Property			
Total Arrests	615	Arson			
Adult Arrests	587	Bribery			
Juvenile Arrests	28	Burglary/Breaking & Entering			
Unknown Age	0	Counterfeiting/Forgery			
Arrests per 100,000 population	6,725.0	Destruction/Damage/Vandalism of Property			
		Embezzlement			
		Extortion/Blackmail			
		False Pretenses/Swindle/Confidence Game			
		Credit Card/Automated Teller Machine Fraud			
		Impersonation			
		Welfare Fraud			
		Wire Fraud			
		Identity Theft			
		Hacking/Computer Invasion			
		Robbery			
		Pocket-picking			
		Purse-snatching			
		Shoplifting			
		Theft From Building			
		Theft From Coin Operated Machine or Device			
		Theft From Motor Vehicle			
		Theft of Motor Vehicle Parts/Accessories			
		All Other Larceny			
		Motor Vehicle Theft			
		Stolen Property Offenses			
		Crimes Against Society			
		Drug/Narcotic Violations			
		Drug Equipment Violations			
		Betting/Wagering			
		Operating/Promoting/Assisting Gambling			
		Gambling Equipment Violations			
		Sports Tampering			
		Pornography/Obscene Material			
		Prostitution			
		Assisting or Promoting Prostitution			
		Purchasing Prostitution			
		Weapon Law Violations			
		Animal Cruelty			
		Total Group A Offenses			
Group B Arrests					
Offense	Adult	Juvenile			
Bad Checks	0	0			
Curfew/Loitering/Vagrancy Violations	0	0			
Disorderly Conduct	35	1			
Driving Under the Influence	83	2			
Drunkenness	2	0			
Family Offenses (Nonviolent)	0	0			
Liquor Law Violations	84	7			
Peeping Tom	0	0			
Trespass of Real Property	38	0			
All Other Offenses	177	6			
Total Group B	419	16			
			529	250	168
					12

(*) Offenses are counted using the FBI Units of Count for Crime

(**) The 'Arrests' column shows arrests made for incidents during the selected period, regardless of arrest date. Arrest counts for the same period may change over time.

Old Town PD - ME0100500 - NIBRS Agency Crime Overview - 2021

2021 Population Estimate	7,362	Offenses (*)		Arrests (**)	
		Reported	Cleared	Adult	Juvenile
Offense Overview		Group A Offenses			
Offense Total	229	Crimes Against Persons			
Number Cleared	105	Murder and Nonnegligent Manslaughter			
Percent Cleared	45.85 %	Negligent Manslaughter			
Group A Crimes per 100,000 population	3,110.6	Kidnapping/Abduction			
		Rape			
		Sodomy			
		Sexual Assault With An Object			
		Fondling			
		Incest			
		Statutory Rape			
Arrest Overview		Crimes Against Property			
Total Arrests	165	Arson			
Adult Arrests	164	Bribery			
Juvenile Arrests	1	Burglary/Breaking & Entering			
Unknown Age	0	Counterfeiting/Forgery			
Arrests per 100,000 population	2,241.2	Destruction/Damage/Vandalism of Property			
		Embezzlement			
		Extortion/Blackmail			
		False Pretenses/Swindle/Confidence Game			
		Credit Card/Automated Teller Machine Fraud			
		Impersonation			
		Welfare Fraud			
		Wire Fraud			
		Identity Theft			
		Hacking/Computer Invasion			
		Robbery			
		Pocket-picking			
		Purse-snatching			
		Shoplifting			
		Theft From Building			
		Theft From Coin Operated Machine or Device			
		Theft From Motor Vehicle			
		Theft of Motor Vehicle Parts/Accessories			
		All Other Larceny			
		Motor Vehicle Theft			
		Stolen Property Offenses			
		Crimes Against Society			
		Drug/Narcotic Violations			
		Drug Equipment Violations			
		Betting/Wagering			
		Operating/Promoting/Assisting Gambling			
		Gambling Equipment Violations			
		Sports Tampering			
		Pornography/Obscene Material			
		Prostitution			
		Assisting or Promoting Prostitution			
		Purchasing Prostitution			
		Weapon Law Violations			
		Animal Cruelty			
		Total Group A Offenses			
Group B Arrests					
Offense	Adult	Juvenile			
Bad Checks	1	0			
Curfew/Loitering/Vagrancy Violations	0	0			
Disorderly Conduct	6	0			
Driving Under the Influence	37	0			
Drunkenness	0	0			
Family Offenses (Nonviolent)	0	0			
Liquor Law Violations	0	0			
Peeping Tom	0	0			
Trespass of Real Property	3	0			
All Other Offenses	19	0			
Total Group B	66	0			
			229	105	98
					1

(*) Offenses are counted using the FBI Units of Count for Crime

(**) The 'Arrests' column shows arrests made for incidents during the selected period, regardless of arrest date. Arrest counts for the same period may change over time.

Orono PD - ME0100600 - NIBRS Agency Crime Overview - 2021

2021 Population Estimate	10,666	Offenses (*)		Arrests (**)	
		Reported	Cleared	Adult	Juvenile
Offense Overview		Group A Offenses			
Offense Total	186	Crimes Against Persons			
Number Cleared	63	Murder and Nonnegligent Manslaughter			
Percent Cleared	33.87 %	Negligent Manslaughter			
Group A Crimes per 100,000 population	1,743.9	Kidnapping/Abduction			
		Rape			
		Sodomy			
		Sexual Assault With An Object			
		Fondling			
		Incest			
		Statutory Rape			
Arrest Overview		Crimes Against Property			
Total Arrests	111	Arson			
Adult Arrests	111	Bribery			
Juvenile Arrests	0	Burglary/Breaking & Entering			
Unknown Age	0	Counterfeiting/Forgery			
Arrests per 100,000 population	1,040.7	Destruction/Damage/Vandalism of Property			
		Embezzlement			
		Extortion/Blackmail			
		False Pretenses/Swindle/Confidence Game			
		Credit Card/Automated Teller Machine Fraud			
		Impersonation			
		Welfare Fraud			
		Wire Fraud			
		Identity Theft			
		Hacking/Computer Invasion			
		Robbery			
		Pocket-picking			
		Purse-snatching			
		Shoplifting			
		Theft From Building			
		Theft From Coin Operated Machine or Device			
		Theft From Motor Vehicle			
		Theft of Motor Vehicle Parts/Accessories			
		All Other Larceny			
		Motor Vehicle Theft			
		Stolen Property Offenses			
		Crimes Against Society			
		Drug/Narcotic Violations			
		Drug Equipment Violations			
		Betting/Wagering			
		Operating/Promoting/Assisting Gambling			
		Gambling Equipment Violations			
		Sports Tampering			
		Pornography/Obscene Material			
		Prostitution			
		Assisting or Promoting Prostitution			
		Purchasing Prostitution			
		Weapon Law Violations			
		Animal Cruelty			
		Total Group A Offenses			
Group B Arrests					
Offense	Adult	Juvenile			
Bad Checks	0	0			
Curfew/Loitering/Vagrancy Violations	0	0			
Disorderly Conduct	6	0			
Driving Under the Influence	28	0			
Drunkenness	0	0			
Family Offenses (Nonviolent)	2	0			
Liquor Law Violations	5	0			
Peeping Tom	0	0			
Trespass of Real Property	6	0			
All Other Offenses	14	0			
Total Group B	61	0			
			186	63	50
					0

(*) Offenses are counted using the FBI Units of Count for Crime

(**) The 'Arrests' column shows arrests made for incidents during the selected period, regardless of arrest date. Arrest counts for the same period may change over time.

Oxford PD - ME0091000 - NIBRS Agency Crime Overview - 2021

2021 Population Estimate	4,102	Offenses (*)		Arrests (**)		
		Reported	Cleared	Adult	Juvenile	
Offense Overview		Group A Offenses				
Offense Total	117	Crimes Against Persons				
Number Cleared	60	Murder and Nonnegligent Manslaughter				
Percent Cleared	51.28 %	Negligent Manslaughter				
Group A Crimes per 100,000 population	2,852.3	Kidnapping/Abduction				
		Rape				
		Sodomy				
		Sexual Assault With An Object				
		Fondling				
		Incest				
		Statutory Rape				
Arrest Overview		Crimes Against Property				
Total Arrests	106	Arson				
Adult Arrests	101	Bribery				
Juvenile Arrests	5	Burglary/Breaking & Entering				
Unknown Age	0	Counterfeiting/Forgery				
Arrests per 100,000 population	2,584.1	Destruction/Damage/Vandalism of Property				
		Embezzlement				
		Extortion/Blackmail				
		False Pretenses/Swindle/Confidence Game				
		Credit Card/Automated Teller Machine Fraud				
		Impersonation				
		Welfare Fraud				
		Wire Fraud				
		Identity Theft				
		Hacking/Computer Invasion				
		Robbery				
		Pocket-picking				
		Purse-snatching				
		Shoplifting				
		Theft From Building				
		Theft From Coin Operated Machine or Device				
		Theft From Motor Vehicle				
		Theft of Motor Vehicle Parts/Accessories				
		All Other Larceny				
		Motor Vehicle Theft				
		Stolen Property Offenses				
		Crimes Against Society				
		Drug/Narcotic Violations				
		Drug Equipment Violations				
		Betting/Wagering				
		Operating/Promoting/Assisting Gambling				
		Gambling Equipment Violations				
		Sports Tampering				
		Pornography/Obscene Material				
		Prostitution				
		Assisting or Promoting Prostitution				
		Purchasing Prostitution				
		Weapon Law Violations				
		Animal Cruelty				
		Total Group A Offenses				
Group B Arrests						
Offense	Adult	Juvenile				
Bad Checks	0	0	Extortion/Blackmail			
Curfew/Loitering/Vagrancy Violations	0	0	False Pretenses/Swindle/Confidence Game			
Disorderly Conduct	12	0	Credit Card/Automated Teller Machine Fraud			
Driving Under the Influence	21	0	Impersonation			
Drunkenness	0	0	Welfare Fraud			
Family Offenses (Nonviolent)	2	0	Wire Fraud			
Liquor Law Violations	1	0	Identity Theft			
Peeping Tom	0	0	Hacking/Computer Invasion			
Trespass of Real Property	1	0	Robbery			
All Other Offenses	15	0	Pocket-picking			
Total Group B	52	0	Purse-snatching			
			Shoplifting			
			Theft From Building			
			Theft From Coin Operated Machine or Device			
			Theft From Motor Vehicle			
			Theft of Motor Vehicle Parts/Accessories			
			All Other Larceny			
			Motor Vehicle Theft			
			Stolen Property Offenses			
			Crimes Against Society			
			Drug/Narcotic Violations			
			Drug Equipment Violations			
			Betting/Wagering			
			Operating/Promoting/Assisting Gambling			
			Gambling Equipment Violations			
			Sports Tampering			
			Pornography/Obscene Material			
			Prostitution			
			Assisting or Promoting Prostitution			
			Purchasing Prostitution			
			Weapon Law Violations			
			Animal Cruelty			
			Total Group A Offenses			
			117	60	49	5

(*) Offenses are counted using the FBI Units of Count for Crime

(**) The 'Arrests' column shows arrests made for incidents during the selected period, regardless of arrest date. Arrest counts for the same period may change over time.

Oxford SO - ME0090000 - NIBRS Agency Crime Overview - 2021

2021 Population Estimate	32,973	Offenses (*)		Arrests (**)	
		Reported	Cleared	Adult	Juvenile
Offense Overview		Group A Offenses			
Offense Total	542	Crimes Against Persons			
Number Cleared	152	Murder and Nonnegligent Manslaughter			
Percent Cleared	28.04 %	Negligent Manslaughter			
Group A Crimes per 100,000 population	1,643.8	Kidnapping/Abduction			
		Rape			
		Sodomy			
		Sexual Assault With An Object			
		Fondling			
		Incest			
		Statutory Rape			
Arrest Overview		Crimes Against Property			
Total Arrests	229	Arson			
Adult Arrests	222	Bribery			
Juvenile Arrests	7	Burglary/Breaking & Entering			
Unknown Age	0	Counterfeiting/Forgery			
Arrests per 100,000 population	694.5	Destruction/Damage/Vandalism of Property			
		Embezzlement			
		Extortion/Blackmail			
		False Pretenses/Swindle/Confidence Game			
		Credit Card/Automated Teller Machine Fraud			
		Impersonation			
		Welfare Fraud			
		Wire Fraud			
		Identity Theft			
		Hacking/Computer Invasion			
		Robbery			
		Pocket-picking			
		Purse-snatching			
		Shoplifting			
		Theft From Building			
		Theft From Coin Operated Machine or Device			
		Theft From Motor Vehicle			
		Theft of Motor Vehicle Parts/Accessories			
		All Other Larceny			
		Motor Vehicle Theft			
		Stolen Property Offenses			
		Crimes Against Society			
		Drug/Narcotic Violations			
		Drug Equipment Violations			
		Betting/Wagering			
		Operating/Promoting/Assisting Gambling			
		Gambling Equipment Violations			
		Sports Tampering			
		Pornography/Obscene Material			
		Prostitution			
		Assisting or Promoting Prostitution			
		Purchasing Prostitution			
		Weapon Law Violations			
		Animal Cruelty			
		Total Group A Offenses			
Group B Arrests					
Offense	Adult	Juvenile			
Bad Checks	0	0	Extortion/Blackmail		
Curfew/Loitering/Vagrancy Violations	0	0	False Pretenses/Swindle/Confidence Game		
Disorderly Conduct	5	0	Credit Card/Automated Teller Machine Fraud		
Driving Under the Influence	43	0	Impersonation		
Drunkenness	0	0	Welfare Fraud		
Family Offenses (Nonviolent)	0	0	Wire Fraud		
Liquor Law Violations	0	1	Identity Theft		
Peeping Tom	0	0	Hacking/Computer Invasion		
Trespass of Real Property	8	0	Robbery		
All Other Offenses	56	0	Pocket-picking		
Total Group B	112	1	Purse-snatching		
			Shoplifting		
			Theft From Building		
			Theft From Coin Operated Machine or Device		
			Theft From Motor Vehicle		
			Theft of Motor Vehicle Parts/Accessories		
			All Other Larceny		
			Motor Vehicle Theft		
			Stolen Property Offenses		
			Crimes Against Society		
			Drug/Narcotic Violations		
			Drug Equipment Violations		
			Betting/Wagering		
			Operating/Promoting/Assisting Gambling		
			Gambling Equipment Violations		
			Sports Tampering		
			Pornography/Obscene Material		
			Prostitution		
			Assisting or Promoting Prostitution		
			Purchasing Prostitution		
			Weapon Law Violations		
			Animal Cruelty		
			Total Group A Offenses		

(*) Offenses are counted using the FBI Units of Count for Crime

(**) The 'Arrests' column shows arrests made for incidents during the selected period, regardless of arrest date. Arrest counts for the same period may change over time.

Paris PD - ME0090500 - NIBRS Agency Crime Overview - 2021

2021 Population Estimate	5,161	Offenses (*)		Arrests (**)		
		Reported	Cleared	Adult	Juvenile	
Offense Overview		Group A Offenses				
		Crimes Against Persons				
Offense Total	117	Murder and Nonnegligent Manslaughter	0	0	0	0
Number Cleared	46	Negligent Manslaughter	0	0	0	0
Percent Cleared	39.32 %	Kidnapping/Abduction	2	2	0	0
Group A Crimes per 100,000 population	2,267.0	Rape	0	0	0	0
		Sodomy	0	0	0	0
		Sexual Assault With An Object	0	0	0	0
		Fondling	1	0	0	0
		Incest	0	0	0	0
		Statutory Rape	0	0	0	0
Arrest Overview		Aggravated Assault	3	3	2	0
Total Arrests	48	Simple Assault	20	18	13	1
Adult Arrests	42	Intimidation	22	2	2	0
Juvenile Arrests	6	Human Trafficking, Commercial Sex Acts	0	0	0	0
Unknown Age	0	Human Trafficking, Involuntary Servitude	0	0	0	0
Arrests per 100,000 population	930.1	Crimes Against Property				
		Arson	0	0	0	0
		Bribery	0	0	0	0
		Burglary/Breaking & Entering	7	0	0	0
		Counterfeiting/Forgery	1	0	0	0
		Destruction/Damage/Vandalism of Property	15	5	1	1
		Embezzlement	0	0	0	0
		Extortion/Blackmail	0	0	0	0
		False Pretenses/Swindle/Confidence Game	3	0	0	0
		Credit Card/Automated Teller Machine Fraud	0	0	0	0
		Impersonation	1	0	0	0
		Welfare Fraud	0	0	0	0
		Wire Fraud	0	0	0	0
		Identity Theft	0	0	0	0
		Hacking/Computer Invasion	0	0	0	0
		Robbery	0	0	0	0
		Pocket-picking	0	0	0	0
		Purse-snatching	0	0	0	0
		Shoplifting	2	1	0	0
		Theft From Building	7	1	0	0
		Theft From Coin Operated Machine or Device	0	0	0	0
		Theft From Motor Vehicle	4	1	1	0
		Theft of Motor Vehicle Parts/Accessories	2	0	0	0
		All Other Larceny	11	0	1	0
		Motor Vehicle Theft	3	0	0	0
		Stolen Property Offenses	0	0	0	0
		Crimes Against Society				
		Drug/Narcotic Violations	11	11	12	0
		Drug Equipment Violations	1	1	0	0
		Betting/Wagering	0	0	0	0
		Operating/Promoting/Assisting Gambling	0	0	0	0
		Gambling Equipment Violations	0	0	0	0
		Sports Tampering	0	0	0	0
		Pornography/Obscene Material	0	0	0	0
		Prostitution	0	0	0	0
		Assisting or Promoting Prostitution	0	0	0	0
		Purchasing Prostitution	0	0	0	0
		Weapon Law Violations	1	1	0	0
		Animal Cruelty	0	0	0	0
		Total Group A Offenses	117	46	32	2
Group B Arrests						
Offense	Adult	Juvenile				
Bad Checks	0	0				
Curfew/Loitering/Vagrancy Violations	0	0				
Disorderly Conduct	3	3				
Driving Under the Influence	4	0				
Drunkenness	0	0				
Family Offenses (Nonviolent)	0	0				
Liquor Law Violations	0	0				
Peeping Tom	0	0				
Trespass of Real Property	0	1				
All Other Offenses	3	0				
Total Group B	10	4				

(*) Offenses are counted using the FBI Units of Count for Crime

(**) The 'Arrests' column shows arrests made for incidents during the selected period, regardless of arrest date. Arrest counts for the same period may change over time.

Penobscot SO - ME0100000 - NIBRS Agency Crime Overview - 2021

2021 Population Estimate	63,415	Offenses (*)		Arrests (**)			
		Reported	Cleared	Adult	Juvenile		
Offense Overview		Group A Offenses					
		Crimes Against Persons					
Offense Total	955	Murder and Nonnegligent Manslaughter	0	0	0	0	
Number Cleared	249	Negligent Manslaughter	0	0	0	0	
Percent Cleared	26.07 %	Kidnapping/Abduction	0	0	0	0	
Group A Crimes per 100,000 population	1,506.0	Rape	0	0	1	0	
		Sodomy	0	0	0	0	
		Sexual Assault With An Object	0	0	0	0	
		Fondling	0	0	2	0	
		Incest	0	0	0	0	
Arrest Overview		Statutory Rape	0	0	0	0	
Total Arrests	424	Aggravated Assault	15	12	9	0	
Adult Arrests	379	Simple Assault	101	53	45	4	
Juvenile Arrests	45	Intimidation	188	22	18	1	
Unknown Age	0	Human Trafficking, Commercial Sex Acts	0	0	0	0	
Arrests per 100,000 population	668.6	Human Trafficking, Involuntary Servitude	0	0	0	0	
		Crimes Against Property					
		Arson	1	1	1	0	
Average number offenses/incident	1.09	Bribery	0	0	0	0	
		Burglary/Breaking & Entering	66	11	8	1	
		Counterfeiting/Forgery	1	1	1	0	
Group B Arrests		Destruction/Damage/Vandalism of Property	137	42	17	26	
Offense	Adult	Juvenile	Embezzlement	0	0	0	0
Bad Checks	3	0	Extortion/Blackmail	1	0	0	0
Curfew/Loitering/Vagrancy Violations	0	0	False Pretenses/Swindle/Confidence Game	92	2	4	0
Disorderly Conduct	9	0	Credit Card/Automated Teller Machine Fraud	4	0	0	0
Driving Under the Influence	47	0	Impersonation	0	0	0	0
Drunkenness	0	0	Welfare Fraud	0	0	0	0
Family Offenses (Nonviolent)	2	0	Wire Fraud	2	0	0	0
Liquor Law Violations	4	1	Identity Theft	0	0	0	0
Peeping Tom	0	0	Hacking/Computer Invasion	0	0	0	0
Trespass of Real Property	2	1	Robbery	0	0	0	0
All Other Offenses	113	1	Pocket-picking	0	0	0	0
Total Group B	180	3	Purse-snatching	0	0	0	0
			Shoplifting	12	3	0	0
			Theft From Building	19	1	0	0
			Theft From Coin Operated Machine or Device	0	0	0	0
			Theft From Motor Vehicle	33	4	2	0
			Theft of Motor Vehicle Parts/Accessories	81	2	0	0
			All Other Larceny	109	23	29	6
			Motor Vehicle Theft	34	14	5	4
			Stolen Property Offenses	2	2	5	0
			Crimes Against Society				
			Drug/Narcotic Violations	47	46	48	0
			Drug Equipment Violations	5	5	2	0
			Betting/Wagering	0	0	0	0
			Operating/Promoting/Assisting Gambling	0	0	0	0
			Gambling Equipment Violations	0	0	0	0
			Sports Tampering	0	0	0	0
			Pornography/Obscene Material	1	1	1	0
			Prostitution	0	0	0	0
			Assisting or Promoting Prostitution	0	0	0	0
			Purchasing Prostitution	0	0	0	0
			Weapon Law Violations	2	2	0	0
			Animal Cruelty	2	2	1	0
			Total Group A Offenses	955	249	199	42

(*) Offenses are counted using the FBI Units of Count for Crime

(**) The 'Arrests' column shows arrests made for incidents during the selected period, regardless of arrest date. Arrest counts for the same period may change over time.

Phippsburg PD - ME0120500 - NIBRS Agency Crime Overview - 2021

2021 Population Estimate	2,281	Offenses (*)		Arrests (**)		
		Reported	Cleared	Adult	Juvenile	
Offense Overview		Group A Offenses				
		Crimes Against Persons				
Offense Total	21	Murder and Nonnegligent Manslaughter	0	0	0	0
Number Cleared	1	Negligent Manslaughter	0	0	0	0
Percent Cleared	4.76 %	Kidnapping/Abduction	0	0	0	0
Group A Crimes per 100,000 population	920.6	Rape	0	0	0	0
		Sodomy	0	0	0	0
		Sexual Assault With An Object	0	0	0	0
		Fondling	0	0	0	0
		Incest	0	0	0	0
		Statutory Rape	0	0	0	0
Arrest Overview		Aggravated Assault	0	0	0	0
Total Arrests	3	Simple Assault	1	1	1	0
Adult Arrests	3	Intimidation	5	0	0	0
Juvenile Arrests	0	Human Trafficking, Commercial Sex Acts	0	0	0	0
Unknown Age	0	Human Trafficking, Involuntary Servitude	0	0	0	0
Arrests per 100,000 population	131.5	Crimes Against Property				
		Arson	0	0	0	0
		Bribery	0	0	0	0
		Burglary/Breaking & Entering	1	0	0	0
		Counterfeiting/Forgery	0	0	0	0
		Destruction/Damage/Vandalism of Property	5	0	0	0
		Embezzlement	0	0	0	0
		Extortion/Blackmail	0	0	0	0
		False Pretenses/Swindle/Confidence Game	3	0	0	0
		Credit Card/Automated Teller Machine Fraud	0	0	0	0
		Impersonation	0	0	0	0
		Welfare Fraud	0	0	0	0
		Wire Fraud	1	0	0	0
		Identity Theft	0	0	0	0
		Hacking/Computer Invasion	0	0	0	0
		Robbery	0	0	0	0
		Pocket-picking	0	0	0	0
		Purse-snatching	0	0	0	0
		Shoplifting	0	0	0	0
		Theft From Building	0	0	0	0
		Theft From Coin Operated Machine or Device	0	0	0	0
		Theft From Motor Vehicle	1	0	0	0
		Theft of Motor Vehicle Parts/Accessories	0	0	0	0
		All Other Larceny	1	0	0	0
		Motor Vehicle Theft	1	0	0	0
		Stolen Property Offenses	0	0	0	0
		Crimes Against Society				
		Drug/Narcotic Violations	0	0	0	0
		Drug Equipment Violations	0	0	0	0
		Betting/Wagering	0	0	0	0
		Operating/Promoting/Assisting Gambling	0	0	0	0
		Gambling Equipment Violations	0	0	0	0
		Sports Tampering	0	0	0	0
		Pornography/Obscene Material	0	0	0	0
		Prostitution	0	0	0	0
		Assisting or Promoting Prostitution	0	0	0	0
		Purchasing Prostitution	0	0	0	0
		Weapon Law Violations	2	0	0	0
		Animal Cruelty	0	0	0	0
		Total Group A Offenses	21	1	1	0
Group B Arrests						
Offense	Adult	Juvenile				
Bad Checks	0	0				
Curfew/Loitering/Vagrancy Violations	0	0				
Disorderly Conduct	0	0				
Driving Under the Influence	1	0				
Drunkenness	0	0				
Family Offenses (Nonviolent)	0	0				
Liquor Law Violations	0	0				
Peeping Tom	0	0				
Trespass of Real Property	0	0				
All Other Offenses	1	0				
Total Group B	2	0				

(*) Offenses are counted using the FBI Units of Count for Crime

(**) The 'Arrests' column shows arrests made for incidents during the selected period, regardless of arrest date. Arrest counts for the same period may change over time.

Piscataquis SO - ME0110000 - NIBRS Agency Crime Overview - 2021

2021 Population Estimate		9,179	Offenses (*)		Arrests (**)	
Offense Overview			Reported	Cleared	Adult	Juvenile
Group A Offenses						
Crimes Against Persons						
Offense Total	206	Murder and Nonnegligent Manslaughter	0	0	0	0
Number Cleared	74	Negligent Manslaughter	0	0	0	0
Percent Cleared	35.92 %	Kidnapping/Abduction	0	0	0	0
Group A Crimes per 100,000 population	2,244.3	Rape	0	0	0	0
		Sodomy	0	0	0	0
		Sexual Assault With An Object	0	0	0	0
		Fondling	6	2	1	0
		Incest	0	0	0	0
		Statutory Rape	0	0	0	0
Arrest Overview		Aggravated Assault	2	2	1	0
Total Arrests	175	Simple Assault	30	23	18	2
Adult Arrests	171	Intimidation	43	4	2	0
Juvenile Arrests	4	Human Trafficking, Commercial Sex Acts	0	0	0	0
Unknown Age	0	Human Trafficking, Involuntary Servitude	0	0	0	0
Arrests per 100,000 population	1,906.5	Crimes Against Property				
		Arson	0	0	0	0
		Bribery	0	0	0	0
		Burglary/Breaking & Entering	8	0	1	0
		Counterfeiting/Forgery	0	0	0	0
		Destruction/Damage/Vandalism of Property	27	11	9	0
		Embezzlement	0	0	0	0
		Extortion/Blackmail	0	0	0	0
		False Pretenses/Swindle/Confidence Game	3	0	0	0
		Credit Card/Automated Teller Machine Fraud	0	0	0	0
		Impersonation	0	0	0	0
		Welfare Fraud	0	0	0	0
		Wire Fraud	0	0	0	0
		Identity Theft	0	0	0	0
		Hacking/Computer Invasion	0	0	0	0
		Robbery	0	0	0	0
		Pocket-picking	0	0	0	0
		Purse-snatching	0	0	0	0
		Shoplifting	1	0	0	0
		Theft From Building	6	3	0	0
		Theft From Coin Operated Machine or Device	0	0	0	0
		Theft From Motor Vehicle	8	1	0	0
		Theft of Motor Vehicle Parts/Accessories	15	3	0	0
		All Other Larceny	28	4	9	0
		Motor Vehicle Theft	8	3	0	1
		Stolen Property Offenses	0	0	0	0
		Crimes Against Society				
		Drug/Narcotic Violations	21	18	18	0
		Drug Equipment Violations	0	0	0	0
		Betting/Wagering	0	0	0	0
		Operating/Promoting/Assisting Gambling	0	0	0	0
		Gambling Equipment Violations	0	0	0	0
		Sports Tampering	0	0	0	0
		Pornography/Obscene Material	0	0	0	0
		Prostitution	0	0	0	0
		Assisting or Promoting Prostitution	0	0	0	0
		Purchasing Prostitution	0	0	0	0
		Weapon Law Violations	0	0	0	0
		Animal Cruelty	0	0	0	0
		Total Group A Offenses	206	74	59	3
Group B Arrests						
Offense	Adult	Juvenile				
Bad Checks	1	0				
Curfew/Loitering/Vagrancy Violations	0	0				
Disorderly Conduct	5	0				
Driving Under the Influence	35	0				
Drunkenness	0	0				
Family Offenses (Nonviolent)	0	0				
Liquor Law Violations	2	0				
Peeping Tom	0	0				
Trespass of Real Property	3	0				
All Other Offenses	66	1				
Total Group B	112	1				

(*) Offenses are counted using the FBI Units of Count for Crime

(**) The 'Arrests' column shows arrests made for incidents during the selected period, regardless of arrest date. Arrest counts for the same period may change over time.

Pittsfield PD - ME0130400 - NIBRS Agency Crime Overview - 2021

2021 Population Estimate	3,982	Offenses (*)		Arrests (**)		
		Reported	Cleared	Adult	Juvenile	
Offense Overview		Group A Offenses				
		Crimes Against Persons				
Offense Total	72	Murder and Nonnegligent Manslaughter	0	0	0	0
Number Cleared	31	Negligent Manslaughter	0	0	0	0
Percent Cleared	43.06 %	Kidnapping/Abduction	0	0	0	0
Group A Crimes per 100,000 population	1,808.1	Rape	1	0	0	0
		Sodomy	0	0	0	0
		Sexual Assault With An Object	0	0	0	0
		Fondling	0	0	0	0
		Incest	0	0	0	0
		Statutory Rape	0	0	0	0
Arrest Overview		Aggravated Assault	3	3	3	0
Total Arrests	56	Simple Assault	18	14	8	0
Adult Arrests	54	Intimidation	7	6	2	1
Juvenile Arrests	2	Human Trafficking, Commercial Sex Acts	0	0	0	0
Unknown Age	0	Human Trafficking, Involuntary Servitude	0	0	0	0
Arrests per 100,000 population	1,406.3	Crimes Against Property				
		Arson	0	0	0	0
		Bribery	0	0	0	0
		Burglary/Breaking & Entering	4	1	0	0
		Counterfeiting/Forgery	0	0	0	0
		Destruction/Damage/Vandalism of Property	11	3	3	0
		Embezzlement	0	0	0	0
		Extortion/Blackmail	0	0	0	0
		False Pretenses/Swindle/Confidence Game	0	0	0	0
		Credit Card/Automated Teller Machine Fraud	0	0	0	0
		Impersonation	0	0	0	0
		Welfare Fraud	0	0	0	0
		Wire Fraud	0	0	0	0
		Identity Theft	10	0	0	0
		Hacking/Computer Invasion	0	0	0	0
		Robbery	1	1	1	0
		Pocket-picking	0	0	0	0
		Purse-snatching	0	0	0	0
		Shoplifting	0	0	0	0
		Theft From Building	3	0	0	0
		Theft From Coin Operated Machine or Device	0	0	0	0
		Theft From Motor Vehicle	0	0	0	0
		Theft of Motor Vehicle Parts/Accessories	0	0	0	0
		All Other Larceny	10	1	1	0
		Motor Vehicle Theft	1	1	1	0
		Stolen Property Offenses	0	0	0	0
		Crimes Against Society				
		Drug/Narcotic Violations	2	1	0	0
		Drug Equipment Violations	0	0	0	0
		Betting/Wagering	0	0	0	0
		Operating/Promoting/Assisting Gambling	0	0	0	0
		Gambling Equipment Violations	0	0	0	0
		Sports Tampering	0	0	0	0
		Pornography/Obscene Material	0	0	0	0
		Prostitution	0	0	0	0
		Assisting or Promoting Prostitution	0	0	0	0
		Purchasing Prostitution	0	0	0	0
		Weapon Law Violations	0	0	0	0
		Animal Cruelty	1	0	0	0
		Total Group A Offenses	72	31	19	1
Group B Arrests						
Offense	Adult	Juvenile				
Bad Checks	0	0	Extortion/Blackmail	0	0	0
Curfew/Loitering/Vagrancy Violations	0	0	False Pretenses/Swindle/Confidence Game	0	0	0
Disorderly Conduct	1	0	Credit Card/Automated Teller Machine Fraud	0	0	0
Driving Under the Influence	4	0	Impersonation	0	0	0
Drunkenness	0	0	Welfare Fraud	0	0	0
Family Offenses (Nonviolent)	0	0	Wire Fraud	0	0	0
Liquor Law Violations	1	0	Identity Theft	10	0	0
Peeping Tom	0	0	Hacking/Computer Invasion	0	0	0
Trespass of Real Property	4	0	Robbery	1	1	0
All Other Offenses	25	1	Pocket-picking	0	0	0
Total Group B	35	1	Purse-snatching	0	0	0
			Shoplifting	0	0	0
			Theft From Building	3	0	0
			Theft From Coin Operated Machine or Device	0	0	0
			Theft From Motor Vehicle	0	0	0
			Theft of Motor Vehicle Parts/Accessories	0	0	0
			All Other Larceny	10	1	0
			Motor Vehicle Theft	1	1	0
			Stolen Property Offenses	0	0	0
			Crimes Against Society			
			Drug/Narcotic Violations	2	1	0
			Drug Equipment Violations	0	0	0
			Betting/Wagering	0	0	0
			Operating/Promoting/Assisting Gambling	0	0	0
			Gambling Equipment Violations	0	0	0
			Sports Tampering	0	0	0
			Pornography/Obscene Material	0	0	0
			Prostitution	0	0	0
			Assisting or Promoting Prostitution	0	0	0
			Purchasing Prostitution	0	0	0
			Weapon Law Violations	0	0	0
			Animal Cruelty	1	0	0
			Total Group A Offenses	72	31	19

(*) Offenses are counted using the FBI Units of Count for Crime

(**) The 'Arrests' column shows arrests made for incidents during the selected period, regardless of arrest date. Arrest counts for the same period may change over time.

Portland PD - ME0030500 - NIBRS Agency Crime Overview - 2021

2021 Population Estimate	66,875	Offenses (*)		Arrests (**)	
		Reported	Cleared	Adult	Juvenile
Offense Overview		Group A Offenses			
Offense Total	2,698	Crimes Against Persons			
Number Cleared	834	Murder and Nonnegligent Manslaughter			
Percent Cleared	30.91 %	Negligent Manslaughter			
Group A Crimes per 100,000 population	4,034.4	Kidnapping/Abduction			
		Rape			
		Sodomy			
		Sexual Assault With An Object			
		Fondling			
		Incest			
		Statutory Rape			
Arrest Overview		Crimes Against Property			
Total Arrests	1,612	Arson			
Adult Arrests	1,588	Bribery			
Juvenile Arrests	24	Burglary/Breaking & Entering			
Unknown Age	0	Counterfeiting/Forgery			
Arrests per 100,000 population	2,410.5	Destruction/Damage/Vandalism of Property			
		Embezzlement			
		Extortion/Blackmail			
		False Pretenses/Swindle/Confidence Game			
		Credit Card/Automated Teller Machine Fraud			
		Impersonation			
		Welfare Fraud			
		Wire Fraud			
		Identity Theft			
		Hacking/Computer Invasion			
		Robbery			
		Pocket-picking			
		Purse-snatching			
		Shoplifting			
		Theft From Building			
		Theft From Coin Operated Machine or Device			
		Theft From Motor Vehicle			
		Theft of Motor Vehicle Parts/Accessories			
		All Other Larceny			
		Motor Vehicle Theft			
		Stolen Property Offenses			
		Crimes Against Society			
		Drug/Narcotic Violations			
		Drug Equipment Violations			
		Betting/Wagering			
		Operating/Promoting/Assisting Gambling			
		Gambling Equipment Violations			
		Sports Tampering			
		Pornography/Obscene Material			
		Prostitution			
		Assisting or Promoting Prostitution			
		Purchasing Prostitution			
		Weapon Law Violations			
		Animal Cruelty			
		Total Group A Offenses			
Group B Arrests					
Offense	Adult	Juvenile			
Bad Checks	0	0			
Curfew/Loitering/Vagrancy Violations	0	0			
Disorderly Conduct	66	1			
Driving Under the Influence	248	0			
Drunkenness	13	0			
Family Offenses (Nonviolent)	3	0			
Liquor Law Violations	2	0			
Peeping Tom	1	0			
Trespass of Real Property	188	1			
All Other Offenses	306	2			
Total Group B	827	4			

(*) Offenses are counted using the FBI Units of Count for Crime

(**) The 'Arrests' column shows arrests made for incidents during the selected period, regardless of arrest date. Arrest counts for the same period may change over time.

Presque Isle PD - ME0020600 - NIBRS Agency Crime Overview - 2021

2021 Population Estimate	8,882	Offenses (*)		Arrests (**)	
		Reported	Cleared	Adult	Juvenile
Offense Overview		Group A Offenses			
Offense Total	374	Crimes Against Persons			
Number Cleared	229	Murder and Nonnegligent Manslaughter			
Percent Cleared	61.23 %	Negligent Manslaughter			
Group A Crimes per 100,000 population	4,210.8	Kidnapping/Abduction			
		Rape			
		Sodomy			
		Sexual Assault With An Object			
		Fondling			
		Incest			
		Statutory Rape			
Arrest Overview		Crimes Against Property			
Total Arrests	393	Arson			
Adult Arrests	367	Bribery			
Juvenile Arrests	26	Burglary/Breaking & Entering			
Unknown Age	0	Counterfeiting/Forgery			
Arrests per 100,000 population	4,424.7	Destruction/Damage/Vandalism of Property			
		Embezzlement			
		Extortion/Blackmail			
		False Pretenses/Swindle/Confidence Game			
		Credit Card/Automated Teller Machine Fraud			
		Impersonation			
		Welfare Fraud			
		Wire Fraud			
		Identity Theft			
		Hacking/Computer Invasion			
		Robbery			
		Pocket-picking			
		Purse-snatching			
		Shoplifting			
		Theft From Building			
		Theft From Coin Operated Machine or Device			
		Theft From Motor Vehicle			
		Theft of Motor Vehicle Parts/Accessories			
		All Other Larceny			
		Motor Vehicle Theft			
		Stolen Property Offenses			
		Crimes Against Society			
		Drug/Narcotic Violations			
		Drug Equipment Violations			
		Betting/Wagering			
		Operating/Promoting/Assisting Gambling			
		Gambling Equipment Violations			
		Sports Tampering			
		Pornography/Obscene Material			
		Prostitution			
		Assisting or Promoting Prostitution			
		Purchasing Prostitution			
		Weapon Law Violations			
		Animal Cruelty			
		Total Group A Offenses			
Group B Arrests					
Offense	Adult	Juvenile			
Bad Checks	0	0			
Curfew/Loitering/Vagrancy Violations	0	0			
Disorderly Conduct	7	0			
Driving Under the Influence	31	0			
Drunkenness	0	0			
Family Offenses (Nonviolent)	0	0			
Liquor Law Violations	3	11			
Peeping Tom	0	0			
Trespass of Real Property	17	0			
All Other Offenses	120	2			
Total Group B	178	13			

(*) Offenses are counted using the FBI Units of Count for Crime

(**) The 'Arrests' column shows arrests made for incidents during the selected period, regardless of arrest date. Arrest counts for the same period may change over time.

Rangeley PD - ME0040400 - NIBRS Agency Crime Overview - 2021

2021 Population Estimate	1,149	Offenses (*)		Arrests (**)		
		Reported	Cleared	Adult	Juvenile	
Offense Overview		Group A Offenses				
		Crimes Against Persons				
Offense Total	13	Murder and Nonnegligent Manslaughter	0	0	0	0
Number Cleared	4	Negligent Manslaughter	0	0	0	0
Percent Cleared	30.77 %	Kidnapping/Abduction	0	0	0	0
Group A Crimes per 100,000 population	1,131.4	Rape	0	0	0	0
		Sodomy	0	0	0	0
		Sexual Assault With An Object	0	0	0	0
		Fondling	0	0	0	0
		Incest	0	0	0	0
		Statutory Rape	0	0	0	0
Arrest Overview		Crimes Against Property				
Total Arrests	15	Aggravated Assault	0	0	0	0
Adult Arrests	15	Simple Assault	4	4	4	0
Juvenile Arrests	0	Intimidation	1	0	0	0
Unknown Age	0	Human Trafficking, Commercial Sex Acts	0	0	0	0
Arrests per 100,000 population	1,305.5	Human Trafficking, Involuntary Servitude	0	0	0	0
		Crimes Against Property				
		Arson	0	0	0	0
		Bribery	0	0	0	0
		Burglary/Breaking & Entering	0	0	0	0
		Counterfeiting/Forgery	0	0	0	0
		Destruction/Damage/Vandalism of Property	2	0	0	0
		Embezzlement	0	0	0	0
		Extortion/Blackmail	0	0	0	0
		False Pretenses/Swindle/Confidence Game	0	0	0	0
		Credit Card/Automated Teller Machine Fraud	0	0	0	0
		Impersonation	0	0	0	0
		Welfare Fraud	0	0	0	0
		Wire Fraud	0	0	0	0
		Identity Theft	0	0	0	0
		Hacking/Computer Invasion	0	0	0	0
		Robbery	0	0	0	0
		Pocket-picking	0	0	0	0
		Purse-snatching	0	0	0	0
		Shoplifting	0	0	0	0
		Theft From Building	1	0	0	0
		Theft From Coin Operated Machine or Device	0	0	0	0
		Theft From Motor Vehicle	0	0	0	0
		Theft of Motor Vehicle Parts/Accessories	0	0	0	0
		All Other Larceny	4	0	0	0
		Motor Vehicle Theft	0	0	0	0
		Stolen Property Offenses	0	0	0	0
		Crimes Against Society				
		Drug/Narcotic Violations	1	0	0	0
		Drug Equipment Violations	0	0	0	0
		Betting/Wagering	0	0	0	0
		Operating/Promoting/Assisting Gambling	0	0	0	0
		Gambling Equipment Violations	0	0	0	0
		Sports Tampering	0	0	0	0
		Pornography/Obscene Material	0	0	0	0
		Prostitution	0	0	0	0
		Assisting or Promoting Prostitution	0	0	0	0
		Purchasing Prostitution	0	0	0	0
		Weapon Law Violations	0	0	0	0
		Animal Cruelty	0	0	0	0
		Total Group A Offenses	13	4	4	0
Group B Arrests						
Offense	Adult	Juvenile				
Bad Checks	0	0	Extortion/Blackmail	0	0	0
Curfew/Loitering/Vagrancy Violations	0	0	False Pretenses/Swindle/Confidence Game	0	0	0
Disorderly Conduct	0	0	Credit Card/Automated Teller Machine Fraud	0	0	0
Driving Under the Influence	1	0	Impersonation	0	0	0
Drunkenness	0	0	Welfare Fraud	0	0	0
Family Offenses (Nonviolent)	0	0	Wire Fraud	0	0	0
Liquor Law Violations	0	0	Identity Theft	0	0	0
Peeping Tom	0	0	Hacking/Computer Invasion	0	0	0
Trespass of Real Property	1	0	Robbery	0	0	0
All Other Offenses	9	0	Pocket-picking	0	0	0
			Purse-snatching	0	0	0
			Shoplifting	0	0	0
Total Group B	11	0	Theft From Building	1	0	0
			Theft From Coin Operated Machine or Device	0	0	0
			Theft From Motor Vehicle	0	0	0
			Theft of Motor Vehicle Parts/Accessories	0	0	0
			All Other Larceny	4	0	0
			Motor Vehicle Theft	0	0	0
			Stolen Property Offenses	0	0	0
			Crimes Against Society			
			Drug/Narcotic Violations	1	0	0
			Drug Equipment Violations	0	0	0
			Betting/Wagering	0	0	0
			Operating/Promoting/Assisting Gambling	0	0	0
			Gambling Equipment Violations	0	0	0
			Sports Tampering	0	0	0
			Pornography/Obscene Material	0	0	0
			Prostitution	0	0	0
			Assisting or Promoting Prostitution	0	0	0
			Purchasing Prostitution	0	0	0
			Weapon Law Violations	0	0	0
			Animal Cruelty	0	0	0
			Total Group A Offenses	13	4	4

(*) Offenses are counted using the FBI Units of Count for Crime

(**) The 'Arrests' column shows arrests made for incidents during the selected period, regardless of arrest date. Arrest counts for the same period may change over time.

Richmond PD - ME0120300 - NIBRS Agency Crime Overview - 2021

2021 Population Estimate	3,493	Offenses (*)		Arrests (**)		
		Reported	Cleared	Adult	Juvenile	
Offense Overview		Group A Offenses				
		Crimes Against Persons				
Offense Total	35	Murder and Nonnegligent Manslaughter	0	0	0	0
Number Cleared	18	Negligent Manslaughter	0	0	0	0
Percent Cleared	51.43 %	Kidnapping/Abduction	0	0	0	0
Group A Crimes per 100,000 population	1,002.0	Rape	0	0	0	0
		Sodomy	0	0	0	0
		Sexual Assault With An Object	0	0	0	0
		Fondling	0	0	0	0
		Incest	0	0	0	0
		Statutory Rape	0	0	0	0
Arrest Overview		Aggravated Assault	1	1	0	0
Total Arrests	57	Simple Assault	6	6	7	0
Adult Arrests	54	Intimidation	3	3	0	0
Juvenile Arrests	3	Human Trafficking, Commercial Sex Acts	0	0	0	0
Unknown Age	0	Human Trafficking, Involuntary Servitude	0	0	0	0
Arrests per 100,000 population	1,631.8	Crimes Against Property				
		Arson	0	0	0	0
		Bribery	0	0	0	0
		Burglary/Breaking & Entering	2	0	0	0
		Counterfeiting/Forgery	0	0	0	0
		Destruction/Damage/Vandalism of Property	7	1	3	0
		Embezzlement	0	0	0	0
		Extortion/Blackmail	0	0	0	0
		False Pretenses/Swindle/Confidence Game	7	0	0	0
		Credit Card/Automated Teller Machine Fraud	0	0	0	0
		Impersonation	0	0	0	0
		Welfare Fraud	0	0	0	0
		Wire Fraud	0	0	0	0
		Identity Theft	0	0	0	0
		Hacking/Computer Invasion	0	0	0	0
		Robbery	0	0	0	0
		Pocket-picking	0	0	0	0
		Purse-snatching	0	0	0	0
		Shoplifting	2	2	0	0
		Theft From Building	0	0	0	0
		Theft From Coin Operated Machine or Device	0	0	0	0
		Theft From Motor Vehicle	0	0	0	0
		Theft of Motor Vehicle Parts/Accessories	0	0	0	0
		All Other Larceny	3	2	4	0
		Motor Vehicle Theft	0	0	0	0
		Stolen Property Offenses	0	0	0	0
		Crimes Against Society				
		Drug/Narcotic Violations	2	2	2	0
		Drug Equipment Violations	0	0	0	0
		Betting/Wagering	0	0	0	0
		Operating/Promoting/Assisting Gambling	0	0	0	0
		Gambling Equipment Violations	0	0	0	0
		Sports Tampering	0	0	0	0
		Pornography/Obscene Material	0	0	0	0
		Prostitution	0	0	0	0
		Assisting or Promoting Prostitution	0	0	0	0
		Purchasing Prostitution	0	0	0	0
		Weapon Law Violations	2	1	0	0
		Animal Cruelty	0	0	0	0
		Total Group A Offenses	35	18	16	0
Group B Arrests						
Offense	Adult	Juvenile				
Bad Checks	0	0				
Curfew/Loitering/Vagrancy Violations	0	0				
Disorderly Conduct	0	0				
Driving Under the Influence	18	0				
Drunkenness	0	0				
Family Offenses (Nonviolent)	0	0				
Liquor Law Violations	2	2				
Peeping Tom	0	0				
Trespass of Real Property	2	0				
All Other Offenses	16	1				
Total Group B	38	3				

(*) Offenses are counted using the FBI Units of Count for Crime

(**) The 'Arrests' column shows arrests made for incidents during the selected period, regardless of arrest date. Arrest counts for the same period may change over time.

Rockland PD - ME0070200 - NIBRS Agency Crime Overview - 2021

2021 Population Estimate	7,172	Offenses (*)		Arrests (**)		
		Reported	Cleared	Adult	Juvenile	
Offense Overview		Group A Offenses				
Offense Total	344	Crimes Against Persons				
Number Cleared	83	Murder and Nonnegligent Manslaughter	0	0	0	0
Percent Cleared	24.13 %	Negligent Manslaughter	0	0	0	0
Group A Crimes per 100,000 population	4,796.4	Kidnapping/Abduction	0	0	0	0
		Rape	3	3	0	1
		Sodomy	0	0	0	0
		Sexual Assault With An Object	0	0	0	0
		Fondling	0	0	0	0
		Incest	0	0	0	0
		Statutory Rape	0	0	0	0
Arrest Overview		Aggravated Assault	3	1	2	0
Total Arrests	165	Simple Assault	52	28	12	0
Adult Arrests	161	Intimidation	119	16	8	1
Juvenile Arrests	4	Human Trafficking, Commercial Sex Acts	0	0	0	0
Unknown Age	0	Human Trafficking, Involuntary Servitude	0	0	0	0
Arrests per 100,000 population	2,300.6	Crimes Against Property				
		Arson	0	0	0	0
		Bribery	0	0	0	0
		Burglary/Breaking & Entering	3	1	1	0
		Counterfeiting/Forgery	0	0	0	0
		Destruction/Damage/Vandalism of Property	18	2	0	0
		Embezzlement	0	0	0	0
		Extortion/Blackmail	0	0	0	0
		False Pretenses/Swindle/Confidence Game	22	2	0	0
		Credit Card/Automated Teller Machine Fraud	0	0	0	0
		Impersonation	0	0	0	0
		Welfare Fraud	0	0	0	0
		Wire Fraud	0	0	0	0
		Identity Theft	0	0	0	0
		Hacking/Computer Invasion	0	0	0	0
		Robbery	0	0	0	0
		Pocket-picking	0	0	0	0
		Purse-snatching	0	0	0	0
		Shoplifting	5	2	0	0
		Theft From Building	3	0	0	0
		Theft From Coin Operated Machine or Device	0	0	0	0
		Theft From Motor Vehicle	12	0	0	0
		Theft of Motor Vehicle Parts/Accessories	2	0	0	0
		All Other Larceny	54	9	6	1
		Motor Vehicle Theft	3	0	0	0
		Stolen Property Offenses	0	0	0	0
		Crimes Against Society				
		Drug/Narcotic Violations	37	16	15	0
		Drug Equipment Violations	2	0	0	0
		Betting/Wagering	0	0	0	0
		Operating/Promoting/Assisting Gambling	0	0	0	0
		Gambling Equipment Violations	0	0	0	0
		Sports Tampering	0	0	0	0
		Pornography/Obscene Material	2	1	0	0
		Prostitution	0	0	0	0
		Assisting or Promoting Prostitution	0	0	0	0
		Purchasing Prostitution	0	0	0	0
		Weapon Law Violations	4	2	2	0
		Animal Cruelty	0	0	0	0
		Total Group A Offenses	344	83	46	3
Group B Arrests						
Offense	Adult	Juvenile				
Bad Checks	1	0				
Curfew/Loitering/Vagrancy Violations	0	0				
Disorderly Conduct	2	0				
Driving Under the Influence	46	0				
Drunkenness	0	0				
Family Offenses (Nonviolent)	0	0				
Liquor Law Violations	0	0				
Peeping Tom	0	0				
Trespass of Real Property	1	0				
All Other Offenses	65	1				
Total Group B	115	1				

(*) Offenses are counted using the FBI Units of Count for Crime

(**) The 'Arrests' column shows arrests made for incidents during the selected period, regardless of arrest date. Arrest counts for the same period may change over time.

Rockport PD - ME0070400 - NIBRS Agency Crime Overview - 2021

2021 Population Estimate	3,395	Offenses (*)		Arrests (**)		
		Reported	Cleared	Adult	Juvenile	
Offense Overview		Group A Offenses				
		Crimes Against Persons				
Offense Total	44	Murder and Nonnegligent Manslaughter	0	0	0	0
Number Cleared	22	Negligent Manslaughter	0	0	0	0
Percent Cleared	50.00 %	Kidnapping/Abduction	0	0	0	0
Group A Crimes per 100,000 population	1,296.0	Rape	0	0	0	0
		Sodomy	0	0	0	0
		Sexual Assault With An Object	0	0	0	0
		Fondling	0	0	0	0
		Incest	0	0	0	0
		Statutory Rape	0	0	0	0
Arrest Overview		Crimes Against Property				
Total Arrests	44	Aggravated Assault	0	0	0	0
Adult Arrests	44	Simple Assault	8	7	3	0
Juvenile Arrests	0	Intimidation	2	2	2	0
Unknown Age	0	Human Trafficking, Commercial Sex Acts	0	0	0	0
Arrests per 100,000 population	1,296.0	Human Trafficking, Involuntary Servitude	0	0	0	0
		Crimes Against Property				
		Arson	0	0	0	0
		Bribery	0	0	0	0
		Burglary/Breaking & Entering	3	1	1	0
		Counterfeiting/Forgery	0	0	0	0
		Destruction/Damage/Vandalism of Property	11	5	1	0
		Embezzlement	0	0	0	0
		Extortion/Blackmail	0	0	0	0
		False Pretenses/Swindle/Confidence Game	0	0	0	0
		Credit Card/Automated Teller Machine Fraud	0	0	0	0
		Impersonation	0	0	0	0
		Welfare Fraud	0	0	0	0
		Wire Fraud	0	0	0	0
		Identity Theft	0	0	0	0
		Hacking/Computer Invasion	0	0	0	0
		Robbery	0	0	0	0
		Pocket-picking	0	0	0	0
		Purse-snatching	0	0	0	0
		Shoplifting	0	0	0	0
		Theft From Building	0	0	0	0
		Theft From Coin Operated Machine or Device	0	0	0	0
		Theft From Motor Vehicle	0	0	0	0
		Theft of Motor Vehicle Parts/Accessories	1	0	0	0
		All Other Larceny	13	3	2	0
		Motor Vehicle Theft	1	1	1	0
		Stolen Property Offenses	0	0	0	0
		Crimes Against Society				
		Drug/Narcotic Violations	4	2	2	0
		Drug Equipment Violations	1	1	0	0
		Betting/Wagering	0	0	0	0
		Operating/Promoting/Assisting Gambling	0	0	0	0
		Gambling Equipment Violations	0	0	0	0
		Sports Tampering	0	0	0	0
		Pornography/Obscene Material	0	0	0	0
		Prostitution	0	0	0	0
		Assisting or Promoting Prostitution	0	0	0	0
		Purchasing Prostitution	0	0	0	0
		Weapon Law Violations	0	0	0	0
		Animal Cruelty	0	0	0	0
		Total Group A Offenses	44	22	12	0
Group B Arrests						
Offense	Adult	Juvenile				
Bad Checks	0	0	Extortion/Blackmail	0	0	0
Curfew/Loitering/Vagrancy Violations	0	0	False Pretenses/Swindle/Confidence Game	0	0	0
Disorderly Conduct	1	0	Credit Card/Automated Teller Machine Fraud	0	0	0
Driving Under the Influence	14	0	Impersonation	0	0	0
Drunkenness	0	0	Welfare Fraud	0	0	0
Family Offenses (Nonviolent)	0	0	Wire Fraud	0	0	0
Liquor Law Violations	0	0	Identity Theft	0	0	0
Peeping Tom	0	0	Hacking/Computer Invasion	0	0	0
Trespass of Real Property	1	0	Robbery	0	0	0
All Other Offenses	16	0	Pocket-picking	0	0	0
Total Group B	32	0	Purse-snatching	0	0	0
			Shoplifting	0	0	0
			Theft From Building	0	0	0
			Theft From Coin Operated Machine or Device	0	0	0
			Theft From Motor Vehicle	0	0	0
			Theft of Motor Vehicle Parts/Accessories	1	0	0
			All Other Larceny	13	3	2
			Motor Vehicle Theft	1	1	1
			Stolen Property Offenses	0	0	0
			Crimes Against Society			
			Drug/Narcotic Violations	4	2	2
			Drug Equipment Violations	1	1	0
			Betting/Wagering	0	0	0
			Operating/Promoting/Assisting Gambling	0	0	0
			Gambling Equipment Violations	0	0	0
			Sports Tampering	0	0	0
			Pornography/Obscene Material	0	0	0
			Prostitution	0	0	0
			Assisting or Promoting Prostitution	0	0	0
			Purchasing Prostitution	0	0	0
			Weapon Law Violations	0	0	0
			Animal Cruelty	0	0	0
			Total Group A Offenses	44	22	12

(*) Offenses are counted using the FBI Units of Count for Crime

(**) The 'Arrests' column shows arrests made for incidents during the selected period, regardless of arrest date. Arrest counts for the same period may change over time.

Rumford PD - ME0090100 - NIBRS Agency Crime Overview - 2021

2021 Population Estimate	5,726	Offenses (*)		Arrests (**)	
		Reported	Cleared	Adult	Juvenile
Offense Overview		Group A Offenses			
Offense Total	248	Crimes Against Persons			
Number Cleared	45	Murder and Nonnegligent Manslaughter			
Percent Cleared	18.15 %	Negligent Manslaughter			
Group A Crimes per 100,000 population	4,331.1	Kidnapping/Abduction			
		Rape			
		Sodomy			
		Sexual Assault With An Object			
		Fondling			
		Incest			
		Statutory Rape			
Arrest Overview		Crimes Against Property			
Total Arrests	51	Arson			
Adult Arrests	47	Bribery			
Juvenile Arrests	4	Burglary/Breaking & Entering			
Unknown Age	0	Counterfeiting/Forgery			
Arrests per 100,000 population	890.7	Destruction/Damage/Vandalism of Property			
		Embezzlement			
		Extortion/Blackmail			
		False Pretenses/Swindle/Confidence Game			
		Credit Card/Automated Teller Machine Fraud			
		Impersonation			
		Welfare Fraud			
		Wire Fraud			
		Identity Theft			
		Hacking/Computer Invasion			
		Robbery			
		Pocket-picking			
		Purse-snatching			
		Shoplifting			
		Theft From Building			
		Theft From Coin Operated Machine or Device			
		Theft From Motor Vehicle			
		Theft of Motor Vehicle Parts/Accessories			
		All Other Larceny			
		Motor Vehicle Theft			
		Stolen Property Offenses			
		Crimes Against Society			
		Drug/Narcotic Violations			
		Drug Equipment Violations			
		Betting/Wagering			
		Operating/Promoting/Assisting Gambling			
		Gambling Equipment Violations			
		Sports Tampering			
		Pornography/Obscene Material			
		Prostitution			
		Assisting or Promoting Prostitution			
		Purchasing Prostitution			
		Weapon Law Violations			
		Animal Cruelty			
		Total Group A Offenses			
Group B Arrests					
Offense	Adult	Juvenile			
Bad Checks	0	0			
Curfew/Loitering/Vagrancy Violations	0	0			
Disorderly Conduct	3	0			
Driving Under the Influence	3	0			
Drunkenness	0	0			
Family Offenses (Nonviolent)	0	0			
Liquor Law Violations	0	0			
Peeping Tom	0	0			
Trespass of Real Property	2	0			
All Other Offenses	1	0			
Total Group B	9	0			

(*) Offenses are counted using the FBI Units of Count for Crime

(**) The 'Arrests' column shows arrests made for incidents during the selected period, regardless of arrest date. Arrest counts for the same period may change over time.

Sabattus PD - ME0010700 - NIBRS Agency Crime Overview - 2021

2021 Population Estimate	5,077	Offenses (*)		Arrests (**)		
		Reported	Cleared	Adult	Juvenile	
Offense Overview		Group A Offenses				
		Crimes Against Persons				
Offense Total	50	Murder and Nonnegligent Manslaughter	0	0	0	0
Number Cleared	20	Negligent Manslaughter	0	0	0	0
Percent Cleared	40.00 %	Kidnapping/Abduction	0	0	0	0
Group A Crimes per 100,000 population	984.8	Rape	1	0	0	0
		Sodomy	0	0	0	0
		Sexual Assault With An Object	0	0	0	0
		Fondling	0	0	0	0
		Incest	0	0	0	0
		Statutory Rape	0	0	0	0
Arrest Overview		Aggravated Assault	1	1	1	0
Total Arrests	60	Simple Assault	14	11	9	1
Adult Arrests	58	Intimidation	9	1	1	0
Juvenile Arrests	2	Human Trafficking, Commercial Sex Acts	0	0	0	0
Unknown Age	0	Human Trafficking, Involuntary Servitude	0	0	0	0
Arrests per 100,000 population	1,181.8	Crimes Against Property				
		Arson	0	0	0	0
		Bribery	0	0	0	0
		Burglary/Breaking & Entering	2	1	1	0
		Counterfeiting/Forgery	0	0	0	0
		Destruction/Damage/Vandalism of Property	10	1	0	0
		Embezzlement	0	0	0	0
		Extortion/Blackmail	0	0	0	0
		False Pretenses/Swindle/Confidence Game	0	0	0	0
		Credit Card/Automated Teller Machine Fraud	0	0	0	0
		Impersonation	1	0	0	0
		Welfare Fraud	0	0	0	0
		Wire Fraud	0	0	0	0
		Identity Theft	0	0	0	0
		Hacking/Computer Invasion	0	0	0	0
		Robbery	0	0	0	0
		Pocket-picking	0	0	0	0
		Purse-snatching	0	0	0	0
		Shoplifting	0	0	0	0
		Theft From Building	0	0	0	0
		Theft From Coin Operated Machine or Device	0	0	0	0
		Theft From Motor Vehicle	0	0	0	0
		Theft of Motor Vehicle Parts/Accessories	0	0	0	0
		All Other Larceny	5	1	1	0
		Motor Vehicle Theft	1	0	0	0
		Stolen Property Offenses	1	0	0	0
		Crimes Against Society				
		Drug/Narcotic Violations	3	3	2	1
		Drug Equipment Violations	1	1	1	0
		Betting/Wagering	0	0	0	0
		Operating/Promoting/Assisting Gambling	0	0	0	0
		Gambling Equipment Violations	0	0	0	0
		Sports Tampering	0	0	0	0
		Pornography/Obscene Material	0	0	0	0
		Prostitution	0	0	0	0
		Assisting or Promoting Prostitution	0	0	0	0
		Purchasing Prostitution	0	0	0	0
		Weapon Law Violations	0	0	0	0
		Animal Cruelty	1	0	0	0
		Total Group A Offenses	50	20	16	2
Group B Arrests						
Offense	Adult	Juvenile				
Bad Checks	0	0	Extortion/Blackmail	0	0	0
Curfew/Loitering/Vagrancy Violations	0	0	False Pretenses/Swindle/Confidence Game	0	0	0
Disorderly Conduct	0	0	Credit Card/Automated Teller Machine Fraud	0	0	0
Driving Under the Influence	10	0	Impersonation	1	0	0
Drunkenness	0	0	Welfare Fraud	0	0	0
Family Offenses (Nonviolent)	0	0	Wire Fraud	0	0	0
Liquor Law Violations	0	0	Identity Theft	0	0	0
Peeping Tom	0	0	Hacking/Computer Invasion	0	0	0
Trespass of Real Property	0	0	Robbery	0	0	0
All Other Offenses	32	0	Pocket-picking	0	0	0
Total Group B	42	0	Purse-snatching	0	0	0
			Shoplifting	0	0	0
			Theft From Building	0	0	0
			Theft From Coin Operated Machine or Device	0	0	0
			Theft From Motor Vehicle	0	0	0
			Theft of Motor Vehicle Parts/Accessories	0	0	0
			All Other Larceny	5	1	1
			Motor Vehicle Theft	1	0	0
			Stolen Property Offenses	1	0	0
			Crimes Against Society			
			Drug/Narcotic Violations	3	3	2
			Drug Equipment Violations	1	1	1
			Betting/Wagering	0	0	0
			Operating/Promoting/Assisting Gambling	0	0	0
			Gambling Equipment Violations	0	0	0
			Sports Tampering	0	0	0
			Pornography/Obscene Material	0	0	0
			Prostitution	0	0	0
			Assisting or Promoting Prostitution	0	0	0
			Purchasing Prostitution	0	0	0
			Weapon Law Violations	0	0	0
			Animal Cruelty	1	0	0
			Total Group A Offenses	50	20	16

(*) Offenses are counted using the FBI Units of Count for Crime

(**) The 'Arrests' column shows arrests made for incidents during the selected period, regardless of arrest date. Arrest counts for the same period may change over time.

Saco PD - ME0160400 - NIBRS Agency Crime Overview - 2021

2021 Population Estimate	20,290	Offenses (*)		Arrests (**)	
		Reported	Cleared	Adult	Juvenile
Offense Overview		Group A Offenses			
Offense Total	790	Crimes Against Persons			
Number Cleared	243	Murder and Nonnegligent Manslaughter			
Percent Cleared	30.76 %	Negligent Manslaughter			
Group A Crimes per 100,000 population	3,893.5	Kidnapping/Abduction			
		Rape			
		Sodomy			
		Sexual Assault With An Object			
		Fondling			
		Incest			
		Statutory Rape			
Arrest Overview		Crimes Against Property			
Total Arrests	500	Arson			
Adult Arrests	474	Bribery			
Juvenile Arrests	26	Burglary/Breaking & Entering			
Unknown Age	0	Counterfeiting/Forgery			
Arrests per 100,000 population	2,464.3	Destruction/Damage/Vandalism of Property			
		Embezzlement			
		Extortion/Blackmail			
		False Pretenses/Swindle/Confidence Game			
		Credit Card/Automated Teller Machine Fraud			
		Impersonation			
		Welfare Fraud			
		Wire Fraud			
		Identity Theft			
		Hacking/Computer Invasion			
		Robbery			
		Pocket-picking			
		Purse-snatching			
		Shoplifting			
		Theft From Building			
		Theft From Coin Operated Machine or Device			
		Theft From Motor Vehicle			
		Theft of Motor Vehicle Parts/Accessories			
		All Other Larceny			
		Motor Vehicle Theft			
		Stolen Property Offenses			
		Crimes Against Society			
		Drug/Narcotic Violations			
		Drug Equipment Violations			
		Betting/Wagering			
		Operating/Promoting/Assisting Gambling			
		Gambling Equipment Violations			
		Sports Tampering			
		Pornography/Obscene Material			
		Prostitution			
		Assisting or Promoting Prostitution			
		Purchasing Prostitution			
		Weapon Law Violations			
		Animal Cruelty			
		Total Group A Offenses			
Group B Arrests					
Offense	Adult	Juvenile			
Bad Checks	0	0	Extortion/Blackmail		
Curfew/Loitering/Vagrancy Violations	0	0	False Pretenses/Swindle/Confidence Game		
Disorderly Conduct	5	0	Credit Card/Automated Teller Machine Fraud		
Driving Under the Influence	100	0	Impersonation		
Drunkenness	0	0	Welfare Fraud		
Family Offenses (Nonviolent)	5	0	Wire Fraud		
Liquor Law Violations	1	1	Identity Theft		
Peeping Tom	0	0	Hacking/Computer Invasion		
Trespass of Real Property	11	0	Robbery		
All Other Offenses	202	1	Pocket-picking		
Total Group B	324	2	Crimes Against Society		
			Drug/Narcotic Violations		
			Drug Equipment Violations		
			Betting/Wagering		
			Operating/Promoting/Assisting Gambling		
			Gambling Equipment Violations		
			Sports Tampering		
			Pornography/Obscene Material		
			Prostitution		
			Assisting or Promoting Prostitution		
			Purchasing Prostitution		
			Weapon Law Violations		
			Animal Cruelty		
			Total Group A Offenses		

(*) Offenses are counted using the FBI Units of Count for Crime

(**) The 'Arrests' column shows arrests made for incidents during the selected period, regardless of arrest date. Arrest counts for the same period may change over time.

Sagadahoc SO - ME0120000 - NIBRS Agency Crime Overview - 2021

2021 Population Estimate	13,600	Offenses (*)		Arrests (**)	
		Reported	Cleared	Adult	Juvenile
Offense Overview		Group A Offenses			
Offense Total	252	Crimes Against Persons			
Number Cleared	138	Murder and Nonnegligent Manslaughter			
Percent Cleared	54.76 %	Negligent Manslaughter			
Group A Crimes per 100,000 population	1,852.9	Kidnapping/Abduction			
		Rape			
		Sodomy			
		Sexual Assault With An Object			
		Fondling			
		Incest			
		Statutory Rape			
Arrest Overview		Crimes Against Property			
Total Arrests	230	Arson			
Adult Arrests	213	Bribery			
Juvenile Arrests	17	Burglary/Breaking & Entering			
Unknown Age	0	Counterfeiting/Forgery			
Arrests per 100,000 population	1,691.2	Destruction/Damage/Vandalism of Property			
		Embezzlement			
		Extortion/Blackmail			
		False Pretenses/Swindle/Confidence Game			
		Credit Card/Automated Teller Machine Fraud			
		Impersonation			
		Welfare Fraud			
		Wire Fraud			
		Identity Theft			
		Hacking/Computer Invasion			
		Robbery			
		Pocket-picking			
		Purse-snatching			
		Shoplifting			
		Theft From Building			
		Theft From Coin Operated Machine or Device			
		Theft From Motor Vehicle			
		Theft of Motor Vehicle Parts/Accessories			
		All Other Larceny			
		Motor Vehicle Theft			
		Stolen Property Offenses			
		Crimes Against Society			
		Drug/Narcotic Violations			
		Drug Equipment Violations			
		Betting/Wagering			
		Operating/Promoting/Assisting Gambling			
		Gambling Equipment Violations			
		Sports Tampering			
		Pornography/Obscene Material			
		Prostitution			
		Assisting or Promoting Prostitution			
		Purchasing Prostitution			
		Weapon Law Violations			
		Animal Cruelty			
		Total Group A Offenses			
Group B Arrests					
Offense	Adult	Juvenile			
Bad Checks	0	0			
Curfew/Loitering/Vagrancy Violations	0	0			
Disorderly Conduct	4	0			
Driving Under the Influence	95	1			
Drunkenness	0	0			
Family Offenses (Nonviolent)	2	0			
Liquor Law Violations	26	8			
Peeping Tom	0	0			
Trespass of Real Property	5	0			
All Other Offenses	20	4			
Total Group B	152	13			

(*) Offenses are counted using the FBI Units of Count for Crime

(**) The 'Arrests' column shows arrests made for incidents during the selected period, regardless of arrest date. Arrest counts for the same period may change over time.

Sanford PD - ME0160500 - NIBRS Agency Crime Overview - 2021

2021 Population Estimate	21,300	Offenses (*)		Arrests (**)	
		Reported	Cleared	Adult	Juvenile
Offense Overview		Group A Offenses			
Offense Total	1,320	Crimes Against Persons			
Number Cleared	335	Murder and Nonnegligent Manslaughter			
Percent Cleared	25.38 %	Negligent Manslaughter			
Group A Crimes per 100,000 population	6,197.2	Kidnapping/Abduction			
		Rape			
		Sodomy			
		Sexual Assault With An Object			
		Fondling			
		Incest			
		Statutory Rape			
Arrest Overview		Crimes Against Property			
Total Arrests	592	Arson			
Adult Arrests	544	Bribery			
Juvenile Arrests	48	Burglary/Breaking & Entering			
Unknown Age	0	Counterfeiting/Forgery			
Arrests per 100,000 population	2,779.3	Destruction/Damage/Vandalism of Property			
		Embezzlement			
		Extortion/Blackmail			
		False Pretenses/Swindle/Confidence Game			
		Credit Card/Automated Teller Machine Fraud			
		Impersonation			
		Welfare Fraud			
		Wire Fraud			
		Identity Theft			
		Hacking/Computer Invasion			
		Robbery			
		Pocket-picking			
		Purse-snatching			
		Shoplifting			
		Theft From Building			
		Theft From Coin Operated Machine or Device			
		Theft From Motor Vehicle			
		Theft of Motor Vehicle Parts/Accessories			
		All Other Larceny			
		Motor Vehicle Theft			
		Stolen Property Offenses			
		Crimes Against Society			
		Drug/Narcotic Violations			
		Drug Equipment Violations			
		Betting/Wagering			
		Operating/Promoting/Assisting Gambling			
		Gambling Equipment Violations			
		Sports Tampering			
		Pornography/Obscene Material			
		Prostitution			
		Assisting or Promoting Prostitution			
		Purchasing Prostitution			
		Weapon Law Violations			
		Animal Cruelty			
		Total Group A Offenses			
Group B Arrests					
Offense	Adult	Juvenile			
Bad Checks	1	0			
Curfew/Loitering/Vagrancy Violations	0	0			
Disorderly Conduct	5	6			
Driving Under the Influence	27	1			
Drunkenness	0	0			
Family Offenses (Nonviolent)	0	0			
Liquor Law Violations	4	2			
Peeping Tom	0	0			
Trespass of Real Property	52	1			
All Other Offenses	231	1			
Total Group B	320	11			

(*) Offenses are counted using the FBI Units of Count for Crime

(**) The 'Arrests' column shows arrests made for incidents during the selected period, regardless of arrest date. Arrest counts for the same period may change over time.

Scarborough PD - ME0030700 - NIBRS Agency Crime Overview - 2021

2021 Population Estimate	21,810	Offenses (*)		Arrests (**)		
		Reported	Cleared	Adult	Juvenile	
Offense Overview		Group A Offenses				
		Crimes Against Persons				
Offense Total	744	Murder and Nonnegligent Manslaughter	0	0	0	0
Number Cleared	248	Negligent Manslaughter	0	0	0	0
Percent Cleared	33.33 %	Kidnapping/Abduction	1	0	0	0
Group A Crimes per 100,000 population	3,411.3	Rape	2	0	0	0
		Sodomy	0	0	0	0
		Sexual Assault With An Object	0	0	0	0
		Fondling	1	0	0	0
		Incest	0	0	0	0
		Statutory Rape	1	0	0	0
Arrest Overview		Aggravated Assault	5	4	4	0
Total Arrests	395	Simple Assault	48	20	17	1
Adult Arrests	383	Intimidation	50	21	13	0
Juvenile Arrests	12	Human Trafficking, Commercial Sex Acts	0	0	0	0
Unknown Age	0	Human Trafficking, Involuntary Servitude	0	0	0	0
Arrests per 100,000 population	1,811.1	Crimes Against Property				
		Arson	0	0	0	0
		Bribery	0	0	0	0
		Burglary/Breaking & Entering	20	3	2	0
		Counterfeiting/Forgery	31	2	0	0
		Destruction/Damage/Vandalism of Property	74	19	9	0
		Embezzlement	0	0	0	0
		Extortion/Blackmail	1	0	0	0
		False Pretenses/Swindle/Confidence Game	45	6	7	0
		Credit Card/Automated Teller Machine Fraud	26	1	0	0
		Impersonation	33	0	0	0
		Welfare Fraud	0	0	0	0
		Wire Fraud	0	0	0	0
		Identity Theft	0	0	0	0
		Hacking/Computer Invasion	1	0	0	0
		Robbery	0	0	0	0
		Pocket-picking	0	0	0	0
		Purse-snatching	0	0	0	0
		Shoplifting	139	82	84	6
		Theft From Building	0	0	0	0
		Theft From Coin Operated Machine or Device	0	0	0	0
		Theft From Motor Vehicle	24	3	3	0
		Theft of Motor Vehicle Parts/Accessories	2	0	0	0
		All Other Larceny	168	33	29	0
		Motor Vehicle Theft	3	0	0	0
		Stolen Property Offenses	1	0	0	0
		Crimes Against Society				
		Drug/Narcotic Violations	57	48	32	3
		Drug Equipment Violations	4	2	1	0
		Betting/Wagering	0	0	0	0
		Operating/Promoting/Assisting Gambling	0	0	0	0
		Gambling Equipment Violations	0	0	0	0
		Sports Tampering	0	0	0	0
		Pornography/Obscene Material	1	0	0	0
		Prostitution	3	3	3	0
		Assisting or Promoting Prostitution	0	0	0	0
		Purchasing Prostitution	0	0	0	0
		Weapon Law Violations	2	1	0	0
		Animal Cruelty	1	0	0	0
		Total Group A Offenses	744	248	204	10
Group B Arrests						
Offense	Adult	Juvenile				
Bad Checks	0	0	Extortion/Blackmail	1	0	0
Curfew/Loitering/Vagrancy Violations	0	0	False Pretenses/Swindle/Confidence Game	45	6	7
Disorderly Conduct	2	0	Credit Card/Automated Teller Machine Fraud	26	1	0
Driving Under the Influence	61	2	Impersonation	33	0	0
Drunkenness	0	0	Welfare Fraud	0	0	0
Family Offenses (Nonviolent)	0	0	Wire Fraud	0	0	0
Liquor Law Violations	3	0	Identity Theft	0	0	0
Peeping Tom	0	0	Hacking/Computer Invasion	1	0	0
Trespass of Real Property	11	0	Robbery	0	0	0
All Other Offenses	102	0	Pocket-picking	0	0	0
Total Group B	179	2	Purse-snatching	0	0	0
			Shoplifting	139	82	84
			Theft From Building	0	0	0
			Theft From Coin Operated Machine or Device	0	0	0
			Theft From Motor Vehicle	24	3	3
			Theft of Motor Vehicle Parts/Accessories	2	0	0
			All Other Larceny	168	33	29
			Motor Vehicle Theft	3	0	0
			Stolen Property Offenses	1	0	0
			Crimes Against Society			
			Drug/Narcotic Violations	57	48	32
			Drug Equipment Violations	4	2	1
			Betting/Wagering	0	0	0
			Operating/Promoting/Assisting Gambling	0	0	0
			Gambling Equipment Violations	0	0	0
			Sports Tampering	0	0	0
			Pornography/Obscene Material	1	0	0
			Prostitution	3	3	3
			Assisting or Promoting Prostitution	0	0	0
			Purchasing Prostitution	0	0	0
			Weapon Law Violations	2	1	0
			Animal Cruelty	1	0	0
			Total Group A Offenses	744	248	204
						10

(*) Offenses are counted using the FBI Units of Count for Crime

(**) The 'Arrests' column shows arrests made for incidents during the selected period, regardless of arrest date. Arrest counts for the same period may change over time.

Searsport PD - ME0140200 - NIBRS Agency Crime Overview - 2021

2021 Population Estimate	2,635	Offenses (*)		Arrests (**)		
		Reported	Cleared	Adult	Juvenile	
Offense Overview		Group A Offenses				
		Crimes Against Persons				
Offense Total	6	Murder and Nonnegligent Manslaughter	0	0	0	0
Number Cleared	2	Negligent Manslaughter	0	0	0	0
Percent Cleared	33.33 %	Kidnapping/Abduction	0	0	0	0
Group A Crimes per 100,000 population	227.7	Rape	0	0	0	0
		Sodomy	0	0	0	0
		Sexual Assault With An Object	0	0	0	0
		Fondling	0	0	0	0
		Incest	0	0	0	0
		Statutory Rape	0	0	0	0
Arrest Overview		Aggravated Assault	0	0	0	0
Total Arrests	0	Simple Assault	2	1	0	0
Adult Arrests	0	Intimidation	0	0	0	0
Juvenile Arrests	0	Human Trafficking, Commercial Sex Acts	0	0	0	0
Unknown Age	0	Human Trafficking, Involuntary Servitude	0	0	0	0
Arrests per 100,000 population	0.0	Crimes Against Property				
		Arson	0	0	0	0
		Bribery	0	0	0	0
		Burglary/Breaking & Entering	0	0	0	0
		Counterfeiting/Forgery	0	0	0	0
		Destruction/Damage/Vandalism of Property	0	0	0	0
		Embezzlement	1	1	0	0
		Extortion/Blackmail	0	0	0	0
		False Pretenses/Swindle/Confidence Game	0	0	0	0
		Credit Card/Automated Teller Machine Fraud	0	0	0	0
		Impersonation	0	0	0	0
		Welfare Fraud	0	0	0	0
		Wire Fraud	0	0	0	0
		Identity Theft	0	0	0	0
		Hacking/Computer Invasion	0	0	0	0
		Robbery	0	0	0	0
		Pocket-picking	0	0	0	0
		Purse-snatching	0	0	0	0
		Shoplifting	0	0	0	0
		Theft From Building	0	0	0	0
		Theft From Coin Operated Machine or Device	0	0	0	0
		Theft From Motor Vehicle	0	0	0	0
		Theft of Motor Vehicle Parts/Accessories	3	0	0	0
		All Other Larceny	0	0	0	0
		Motor Vehicle Theft	0	0	0	0
		Stolen Property Offenses	0	0	0	0
		Crimes Against Society				
		Drug/Narcotic Violations	0	0	0	0
		Drug Equipment Violations	0	0	0	0
		Betting/Wagering	0	0	0	0
		Operating/Promoting/Assisting Gambling	0	0	0	0
		Gambling Equipment Violations	0	0	0	0
		Sports Tampering	0	0	0	0
		Pornography/Obscene Material	0	0	0	0
		Prostitution	0	0	0	0
		Assisting or Promoting Prostitution	0	0	0	0
		Purchasing Prostitution	0	0	0	0
		Weapon Law Violations	0	0	0	0
		Animal Cruelty	0	0	0	0
		Total Group A Offenses	6	2	0	0
Group B Arrests						
Offense	Adult	Juvenile				
Bad Checks	0	0	Extortion/Blackmail	0	0	0
Curfew/Loitering/Vagrancy Violations	0	0	False Pretenses/Swindle/Confidence Game	0	0	0
Disorderly Conduct	0	0	Credit Card/Automated Teller Machine Fraud	0	0	0
Driving Under the Influence	0	0	Impersonation	0	0	0
Drunkenness	0	0	Welfare Fraud	0	0	0
Family Offenses (Nonviolent)	0	0	Wire Fraud	0	0	0
Liquor Law Violations	0	0	Identity Theft	0	0	0
Peeping Tom	0	0	Hacking/Computer Invasion	0	0	0
Trespass of Real Property	0	0	Robbery	0	0	0
All Other Offenses	0	0	Pocket-picking	0	0	0
			Purse-snatching	0	0	0
			Shoplifting	0	0	0
Total Group B	0	0	Theft From Building	0	0	0
			Theft From Coin Operated Machine or Device	0	0	0
			Theft From Motor Vehicle	0	0	0
			Theft of Motor Vehicle Parts/Accessories	3	0	0
			All Other Larceny	0	0	0
			Motor Vehicle Theft	0	0	0
			Stolen Property Offenses	0	0	0
			Crimes Against Society			
			Drug/Narcotic Violations	0	0	0
			Drug Equipment Violations	0	0	0
			Betting/Wagering	0	0	0
			Operating/Promoting/Assisting Gambling	0	0	0
			Gambling Equipment Violations	0	0	0
			Sports Tampering	0	0	0
			Pornography/Obscene Material	0	0	0
			Prostitution	0	0	0
			Assisting or Promoting Prostitution	0	0	0
			Purchasing Prostitution	0	0	0
			Weapon Law Violations	0	0	0
			Animal Cruelty	0	0	0
			Total Group A Offenses	6	2	0

(*) Offenses are counted using the FBI Units of Count for Crime

(**) The 'Arrests' column shows arrests made for incidents during the selected period, regardless of arrest date. Arrest counts for the same period may change over time.

Skowhegan PD - ME0130200 - NIBRS Agency Crime Overview - 2021

2021 Population Estimate	8,205	Offenses (*)		Arrests (**)	
		Reported	Cleared	Adult	Juvenile
Offense Overview		Group A Offenses			
Offense Total	599	Crimes Against Persons			
Number Cleared	177	Murder and Nonnegligent Manslaughter			
Percent Cleared	29.55 %	Negligent Manslaughter			
Group A Crimes per 100,000 population	7,300.4	Kidnapping/Abduction			
		Rape			
		Sodomy			
		Sexual Assault With An Object			
		Fondling			
		Incest			
		Statutory Rape			
Arrest Overview		Crimes Against Property			
Total Arrests	261	Arson			
Adult Arrests	233	Bribery			
Juvenile Arrests	28	Burglary/Breaking & Entering			
Unknown Age	0	Counterfeiting/Forgery			
Arrests per 100,000 population	3,181.0	Destruction/Damage/Vandalism of Property			
		Embezzlement			
		Extortion/Blackmail			
		False Pretenses/Swindle/Confidence Game			
		Credit Card/Automated Teller Machine Fraud			
		Impersonation			
		Welfare Fraud			
		Wire Fraud			
		Identity Theft			
		Hacking/Computer Invasion			
		Robbery			
		Pocket-picking			
		Purse-snatching			
		Shoplifting			
		Theft From Building			
		Theft From Coin Operated Machine or Device			
		Theft From Motor Vehicle			
		Theft of Motor Vehicle Parts/Accessories			
		All Other Larceny			
		Motor Vehicle Theft			
		Stolen Property Offenses			
		Crimes Against Society			
		Drug/Narcotic Violations			
		Drug Equipment Violations			
		Betting/Wagering			
		Operating/Promoting/Assisting Gambling			
		Gambling Equipment Violations			
		Sports Tampering			
		Pornography/Obscene Material			
		Prostitution			
		Assisting or Promoting Prostitution			
		Purchasing Prostitution			
		Weapon Law Violations			
		Animal Cruelty			
		Total Group A Offenses			
Group B Arrests					
Offense	Adult	Juvenile			
Bad Checks	0	0			
Curfew/Loitering/Vagrancy Violations	0	0			
Disorderly Conduct	12	0			
Driving Under the Influence	24	0			
Drunkenness	0	0			
Family Offenses (Nonviolent)	0	0			
Liquor Law Violations	0	1			
Peeping Tom	0	0			
Trespass of Real Property	10	1			
All Other Offenses	77	4			
Total Group B	123	6			

(*) Offenses are counted using the FBI Units of Count for Crime

(**) The 'Arrests' column shows arrests made for incidents during the selected period, regardless of arrest date. Arrest counts for the same period may change over time.

Somerset SO - ME0130000 - NIBRS Agency Crime Overview - 2021

2021 Population Estimate	32,495	Offenses (*)		Arrests (**)	
		Reported	Cleared	Adult	Juvenile
Offense Overview		Group A Offenses			
Offense Total	1,003	Crimes Against Persons			
Number Cleared	542	Murder and Nonnegligent Manslaughter			
Percent Cleared	54.04 %	Negligent Manslaughter			
Group A Crimes per 100,000 population	3,086.6	Kidnapping/Abduction			
		Rape			
		Sodomy			
		Sexual Assault With An Object			
		Fondling			
		Incest			
		Statutory Rape			
Arrest Overview		Crimes Against Property			
Total Arrests	655	Arson			
Adult Arrests	605	Bribery			
Juvenile Arrests	50	Burglary/Breaking & Entering			
Unknown Age	0	Counterfeiting/Forgery			
Arrests per 100,000 population	2,015.7	Destruction/Damage/Vandalism of Property			
		Embezzlement			
		Extortion/Blackmail			
		False Pretenses/Swindle/Confidence Game			
		Credit Card/Automated Teller Machine Fraud			
		Impersonation			
		Welfare Fraud			
		Wire Fraud			
		Identity Theft			
		Hacking/Computer Invasion			
		Robbery			
		Pocket-picking			
		Purse-snatching			
		Shoplifting			
		Theft From Building			
		Theft From Coin Operated Machine or Device			
		Theft From Motor Vehicle			
		Theft of Motor Vehicle Parts/Accessories			
		All Other Larceny			
		Motor Vehicle Theft			
		Stolen Property Offenses			
		Crimes Against Society			
		Drug/Narcotic Violations			
		Drug Equipment Violations			
		Betting/Wagering			
		Operating/Promoting/Assisting Gambling			
		Gambling Equipment Violations			
		Sports Tampering			
		Pornography/Obscene Material			
		Prostitution			
		Assisting or Promoting Prostitution			
		Purchasing Prostitution			
		Weapon Law Violations			
		Animal Cruelty			
		Total Group A Offenses			
Group B Arrests					
Offense	Adult	Juvenile			
Bad Checks	1	0			
Curfew/Loitering/Vagrancy Violations	0	0			
Disorderly Conduct	16	0			
Driving Under the Influence	94	0			
Drunkenness	0	0			
Family Offenses (Nonviolent)	1	0			
Liquor Law Violations	3	1			
Peeping Tom	0	0			
Trespass of Real Property	11	2			
All Other Offenses	259	7			
Total Group B	385	10			

(*) Offenses are counted using the FBI Units of Count for Crime

(**) The 'Arrests' column shows arrests made for incidents during the selected period, regardless of arrest date. Arrest counts for the same period may change over time.

South Berwick PD - ME0161300 - NIBRS Agency Crime Overview - 2021

2021 Population Estimate	7,654	Offenses (*)		Arrests (**)		
		Reported	Cleared	Adult	Juvenile	
Offense Overview		Group A Offenses				
Offense Total	115	Crimes Against Persons				
Number Cleared	28	Murder and Nonnegligent Manslaughter				
Percent Cleared	24.35 %	Negligent Manslaughter				
Group A Crimes per 100,000 population	1,502.5	Kidnapping/Abduction				
		Rape				
		Sodomy				
		Sexual Assault With An Object				
		Fondling				
		Incest				
		Statutory Rape				
Arrest Overview		Crimes Against Property				
Total Arrests	60	Arson				
Adult Arrests	49	Bribery				
Juvenile Arrests	11	Burglary/Breaking & Entering				
Unknown Age	0	Counterfeiting/Forgery				
Arrests per 100,000 population	783.9	Destruction/Damage/Vandalism of Property				
		Embezzlement				
		Extortion/Blackmail				
		False Pretenses/Swindle/Confidence Game				
		Credit Card/Automated Teller Machine Fraud				
		Impersonation				
		Welfare Fraud				
		Wire Fraud				
		Identity Theft				
		Hacking/Computer Invasion				
		Robbery				
		Pocket-picking				
		Purse-snatching				
		Shoplifting				
		Theft From Building				
		Theft From Coin Operated Machine or Device				
		Theft From Motor Vehicle				
		Theft of Motor Vehicle Parts/Accessories				
		All Other Larceny				
		Motor Vehicle Theft				
		Stolen Property Offenses				
		Crimes Against Society				
		Drug/Narcotic Violations				
		Drug Equipment Violations				
		Betting/Wagering				
		Operating/Promoting/Assisting Gambling				
		Gambling Equipment Violations				
		Sports Tampering				
		Pornography/Obscene Material				
		Prostitution				
		Assisting or Promoting Prostitution				
		Purchasing Prostitution				
		Weapon Law Violations				
		Animal Cruelty				
		Total Group A Offenses				
Group B Arrests						
Offense	Adult	Juvenile				
Bad Checks	0	0	Extortion/Blackmail			
Curfew/Loitering/Vagrancy Violations	0	0	False Pretenses/Swindle/Confidence Game			
Disorderly Conduct	0	0	Credit Card/Automated Teller Machine Fraud			
Driving Under the Influence	11	0	Impersonation			
Drunkenness	0	0	Welfare Fraud			
Family Offenses (Nonviolent)	0	0	Wire Fraud			
Liquor Law Violations	0	5	Identity Theft			
Peeping Tom	0	0	Hacking/Computer Invasion			
Trespass of Real Property	1	2	Robbery			
All Other Offenses	21	0	Pocket-picking			
			Purse-snatching			
			Shoplifting			
Total Group B	33	7	Theft From Building			
			Theft From Coin Operated Machine or Device			
			Theft From Motor Vehicle			
			Theft of Motor Vehicle Parts/Accessories			
			All Other Larceny			
			Motor Vehicle Theft			
			Stolen Property Offenses			
			Crimes Against Society			
			Drug/Narcotic Violations			
			Drug Equipment Violations			
			Betting/Wagering			
			Operating/Promoting/Assisting Gambling			
			Gambling Equipment Violations			
			Sports Tampering			
			Pornography/Obscene Material			
			Prostitution			
			Assisting or Promoting Prostitution			
			Purchasing Prostitution			
			Weapon Law Violations			
			Animal Cruelty			
			Total Group A Offenses			
			115	28	16	4

(*) Offenses are counted using the FBI Units of Count for Crime

(**) The 'Arrests' column shows arrests made for incidents during the selected period, regardless of arrest date. Arrest counts for the same period may change over time.

South Portland PD - ME0030600 - NIBRS Agency Crime Overview - 2021

2021 Population Estimate	26,048	Offenses (*)		Arrests (**)	
		Reported	Cleared	Adult	Juvenile
Offense Overview		Group A Offenses			
Offense Total	1,001	Crimes Against Persons			
Number Cleared	343	Murder and Nonnegligent Manslaughter			
Percent Cleared	34.27 %	Negligent Manslaughter			
Group A Crimes per 100,000 population	3,842.9	Kidnapping/Abduction			
		Rape			
		Sodomy			
		Sexual Assault With An Object			
		Fondling			
		Incest			
		Statutory Rape			
Arrest Overview		Crimes Against Property			
Total Arrests	567	Arson			
Adult Arrests	543	Bribery			
Juvenile Arrests	24	Burglary/Breaking & Entering			
Unknown Age	0	Counterfeiting/Forgery			
Arrests per 100,000 population	2,176.8	Destruction/Damage/Vandalism of Property			
		Embezzlement			
		Extortion/Blackmail			
		False Pretenses/Swindle/Confidence Game			
		Credit Card/Automated Teller Machine Fraud			
		Impersonation			
		Welfare Fraud			
		Wire Fraud			
		Identity Theft			
		Hacking/Computer Invasion			
		Robbery			
		Pocket-picking			
		Purse-snatching			
		Shoplifting			
		Theft From Building			
		Theft From Coin Operated Machine or Device			
		Theft From Motor Vehicle			
		Theft of Motor Vehicle Parts/Accessories			
		All Other Larceny			
		Motor Vehicle Theft			
		Stolen Property Offenses			
		Crimes Against Society			
		Drug/Narcotic Violations			
		Drug Equipment Violations			
		Betting/Wagering			
		Operating/Promoting/Assisting Gambling			
		Gambling Equipment Violations			
		Sports Tampering			
		Pornography/Obscene Material			
		Prostitution			
		Assisting or Promoting Prostitution			
		Purchasing Prostitution			
		Weapon Law Violations			
		Animal Cruelty			
		Total Group A Offenses			
Group B Arrests					
Offense	Adult	Juvenile			
Bad Checks	0	0			
Curfew/Loitering/Vagrancy Violations	0	0			
Disorderly Conduct	31	0			
Driving Under the Influence	86	1			
Drunkenness	0	0			
Family Offenses (Nonviolent)	5	0			
Liquor Law Violations	5	5			
Peeping Tom	0	0			
Trespass of Real Property	40	0			
All Other Offenses	105	0			
Total Group B	272	6			

(*) Offenses are counted using the FBI Units of Count for Crime

(**) The 'Arrests' column shows arrests made for incidents during the selected period, regardless of arrest date. Arrest counts for the same period may change over time.

This report is valid as of September 30, 2022 and is subject to change

South West Harbor PD - ME0050800 - NIBRS Agency Crime Overview - 2021

2021 Population Estimate	1,796	Offenses (*)		Arrests (**)		
		Reported	Cleared	Adult	Juvenile	
Offense Overview		Group A Offenses				
Offense Total		Crimes Against Persons				
Offense Total	18	Murder and Nonnegligent Manslaughter	0	0	0	0
Number Cleared	0	Negligent Manslaughter	0	0	0	0
Percent Cleared	0.00 %	Kidnapping/Abduction	0	0	0	0
Group A Crimes per 100,000 population	1,002.2	Rape	0	0	0	0
		Sodomy	0	0	0	0
		Sexual Assault With An Object	0	0	0	0
		Fondling	1	0	0	0
		Incest	0	0	0	0
		Statutory Rape	0	0	0	0
Arrest Overview		Aggravated Assault	0	0	0	0
Total Arrests	5	Simple Assault	1	0	0	0
Adult Arrests	5	Intimidation	2	0	0	0
Juvenile Arrests	0	Human Trafficking, Commercial Sex Acts	0	0	0	0
Unknown Age	0	Human Trafficking, Involuntary Servitude	0	0	0	0
Arrests per 100,000 population	278.4	Crimes Against Property				
		Arson	0	0	0	0
		Bribery	0	0	0	0
		Burglary/Breaking & Entering	1	0	0	0
		Counterfeiting/Forgery	0	0	0	0
		Destruction/Damage/Vandalism of Property	0	0	0	0
		Embezzlement	0	0	0	0
		Extortion/Blackmail	0	0	0	0
		False Pretenses/Swindle/Confidence Game	1	0	0	0
		Credit Card/Automated Teller Machine Fraud	0	0	0	0
		Impersonation	0	0	0	0
		Welfare Fraud	0	0	0	0
		Wire Fraud	0	0	0	0
		Identity Theft	0	0	0	0
		Hacking/Computer Invasion	0	0	0	0
		Robbery	0	0	0	0
		Pocket-picking	0	0	0	0
		Purse-snatching	0	0	0	0
		Shoplifting	0	0	0	0
		Theft From Building	1	0	0	0
		Theft From Coin Operated Machine or Device	0	0	0	0
		Theft From Motor Vehicle	1	0	0	0
		Theft of Motor Vehicle Parts/Accessories	0	0	0	0
		All Other Larceny	2	0	0	0
		Motor Vehicle Theft	0	0	0	0
		Stolen Property Offenses	0	0	0	0
		Crimes Against Society				
		Drug/Narcotic Violations	8	0	0	0
		Drug Equipment Violations	0	0	0	0
		Betting/Wagering	0	0	0	0
		Operating/Promoting/Assisting Gambling	0	0	0	0
		Gambling Equipment Violations	0	0	0	0
		Sports Tampering	0	0	0	0
		Pornography/Obscene Material	0	0	0	0
		Prostitution	0	0	0	0
		Assisting or Promoting Prostitution	0	0	0	0
		Purchasing Prostitution	0	0	0	0
		Weapon Law Violations	0	0	0	0
		Animal Cruelty	0	0	0	0
		Total Group A Offenses	18	0	0	0
Group B Arrests						
Offense	Adult	Juvenile				
Bad Checks	0	0				
Curfew/Loitering/Vagrancy Violations	0	0				
Disorderly Conduct	0	0				
Driving Under the Influence	0	0				
Drunkenness	0	0				
Family Offenses (Nonviolent)	0	0				
Liquor Law Violations	0	0				
Peeping Tom	0	0				
Trespass of Real Property	0	0				
All Other Offenses	5	0				
Total Group B	5	0				

(*) Offenses are counted using the FBI Units of Count for Crime

(**) The 'Arrests' column shows arrests made for incidents during the selected period, regardless of arrest date. Arrest counts for the same period may change over time.

Thomaston PD - ME0070300 - NIBRS Agency Crime Overview - 2021

2021 Population Estimate	2,761	Offenses (*)		Arrests (**)		
		Reported	Cleared	Adult	Juvenile	
Offense Overview		Group A Offenses				
		Crimes Against Persons				
Offense Total	61	Murder and Nonnegligent Manslaughter	0	0	0	0
Number Cleared	8	Negligent Manslaughter	0	0	0	0
Percent Cleared	13.11 %	Kidnapping/Abduction	0	0	0	0
Group A Crimes per 100,000 population	2,209.3	Rape	0	0	0	0
		Sodomy	0	0	0	0
		Sexual Assault With An Object	0	0	0	0
		Fondling	0	0	0	0
		Incest	0	0	0	0
		Statutory Rape	0	0	0	0
Arrest Overview		Crimes Against Property				
Total Arrests	19	Aggravated Assault	1	1	1	0
Adult Arrests	19	Simple Assault	2	1	1	0
Juvenile Arrests	0	Intimidation	5	1	0	0
Unknown Age	0	Human Trafficking, Commercial Sex Acts	0	0	0	0
Arrests per 100,000 population	688.2	Human Trafficking, Involuntary Servitude	0	0	0	0
		Crimes Against Property				
		Arson	0	0	0	0
		Bribery	0	0	0	0
		Burglary/Breaking & Entering	1	0	0	0
		Counterfeiting/Forgery	0	0	0	0
		Destruction/Damage/Vandalism of Property	6	0	0	0
		Embezzlement	0	0	0	0
		Extortion/Blackmail	0	0	0	0
		False Pretenses/Swindle/Confidence Game	3	0	0	0
		Credit Card/Automated Teller Machine Fraud	0	0	0	0
		Impersonation	0	0	0	0
		Welfare Fraud	0	0	0	0
		Wire Fraud	0	0	0	0
		Identity Theft	0	0	0	0
		Hacking/Computer Invasion	0	0	0	0
		Robbery	0	0	0	0
		Pocket-picking	0	0	0	0
		Purse-snatching	0	0	0	0
		Shoplifting	1	0	0	0
		Theft From Building	0	0	0	0
		Theft From Coin Operated Machine or Device	0	0	0	0
		Theft From Motor Vehicle	1	0	0	0
		Theft of Motor Vehicle Parts/Accessories	1	0	0	0
		All Other Larceny	37	4	4	0
		Motor Vehicle Theft	2	0	0	0
		Stolen Property Offenses	0	0	0	0
		Crimes Against Society				
		Drug/Narcotic Violations	1	1	1	0
		Drug Equipment Violations	0	0	0	0
		Betting/Wagering	0	0	0	0
		Operating/Promoting/Assisting Gambling	0	0	0	0
		Gambling Equipment Violations	0	0	0	0
		Sports Tampering	0	0	0	0
		Pornography/Obscene Material	0	0	0	0
		Prostitution	0	0	0	0
		Assisting or Promoting Prostitution	0	0	0	0
		Purchasing Prostitution	0	0	0	0
		Weapon Law Violations	0	0	0	0
		Animal Cruelty	0	0	0	0
		Total Group A Offenses	61	8	7	0
Group B Arrests						
Offense	Adult	Juvenile				
Bad Checks	0	0	Extortion/Blackmail	0	0	0
Curfew/Loitering/Vagrancy Violations	0	0	False Pretenses/Swindle/Confidence Game	3	0	0
Disorderly Conduct	1	0	Credit Card/Automated Teller Machine Fraud	0	0	0
Driving Under the Influence	5	0	Impersonation	0	0	0
Drunkenness	0	0	Welfare Fraud	0	0	0
Family Offenses (Nonviolent)	0	0	Wire Fraud	0	0	0
Liquor Law Violations	0	0	Identity Theft	0	0	0
Peeping Tom	0	0	Hacking/Computer Invasion	0	0	0
Trespass of Real Property	1	0	Robbery	0	0	0
All Other Offenses	5	0	Pocket-picking	0	0	0
Total Group B	12	0	Purse-snatching	0	0	0
			Shoplifting	1	0	0
			Theft From Building	0	0	0
			Theft From Coin Operated Machine or Device	0	0	0
			Theft From Motor Vehicle	1	0	0
			Theft of Motor Vehicle Parts/Accessories	1	0	0
			All Other Larceny	37	4	4
			Motor Vehicle Theft	2	0	0
			Stolen Property Offenses	0	0	0
			Crimes Against Society			
			Drug/Narcotic Violations	1	1	1
			Drug Equipment Violations	0	0	0
			Betting/Wagering	0	0	0
			Operating/Promoting/Assisting Gambling	0	0	0
			Gambling Equipment Violations	0	0	0
			Sports Tampering	0	0	0
			Pornography/Obscene Material	0	0	0
			Prostitution	0	0	0
			Assisting or Promoting Prostitution	0	0	0
			Purchasing Prostitution	0	0	0
			Weapon Law Violations	0	0	0
			Animal Cruelty	0	0	0
			Total Group A Offenses	61	8	7

(*) Offenses are counted using the FBI Units of Count for Crime

(**) The 'Arrests' column shows arrests made for incidents during the selected period, regardless of arrest date. Arrest counts for the same period may change over time.

Topsham PD - ME0120200 - NIBRS Agency Crime Overview - 2021

2021 Population Estimate	8,960	Offenses (*)		Arrests (**)	
		Reported	Cleared	Adult	Juvenile
Offense Overview		Group A Offenses			
Offense Total	207	Crimes Against Persons			
Number Cleared	115	Murder and Nonnegligent Manslaughter			
Percent Cleared	55.56 %	Negligent Manslaughter			
Group A Crimes per 100,000 population	2,310.3	Kidnapping/Abduction			
		Rape			
		Sodomy			
		Sexual Assault With An Object			
		Fondling			
		Incest			
		Statutory Rape			
Arrest Overview		Crimes Against Property			
Total Arrests	151	Arson			
Adult Arrests	129	Bribery			
Juvenile Arrests	22	Burglary/Breaking & Entering			
Unknown Age	0	Counterfeiting/Forgery			
Arrests per 100,000 population	1,685.3	Destruction/Damage/Vandalism of Property			
		Embezzlement			
		Extortion/Blackmail			
		False Pretenses/Swindle/Confidence Game			
		Credit Card/Automated Teller Machine Fraud			
		Impersonation			
		Welfare Fraud			
		Wire Fraud			
		Identity Theft			
		Hacking/Computer Invasion			
		Robbery			
		Pocket-picking			
		Purse-snatching			
		Shoplifting			
		Theft From Building			
		Theft From Coin Operated Machine or Device			
		Theft From Motor Vehicle			
		Theft of Motor Vehicle Parts/Accessories			
		All Other Larceny			
		Motor Vehicle Theft			
		Stolen Property Offenses			
		Crimes Against Society			
		Drug/Narcotic Violations			
		Drug Equipment Violations			
		Betting/Wagering			
		Operating/Promoting/Assisting Gambling			
		Gambling Equipment Violations			
		Sports Tampering			
		Pornography/Obscene Material			
		Prostitution			
		Assisting or Promoting Prostitution			
		Purchasing Prostitution			
		Weapon Law Violations			
		Animal Cruelty			
		Total Group A Offenses			
Group B Arrests					
Offense	Adult	Juvenile			
Bad Checks	0	0			
Curfew/Loitering/Vagrancy Violations	0	0			
Disorderly Conduct	1	0			
Driving Under the Influence	36	0			
Drunkenness	0	0			
Family Offenses (Nonviolent)	0	0			
Liquor Law Violations	2	6			
Peeping Tom	0	0			
Trespass of Real Property	3	1			
All Other Offenses	38	4			
Total Group B	80	11			

(*) Offenses are counted using the FBI Units of Count for Crime

(**) The 'Arrests' column shows arrests made for incidents during the selected period, regardless of arrest date. Arrest counts for the same period may change over time.

UMF PD - ME0040600 - NIBRS Agency Crime Overview - 2021

2021 Population Estimate	N/A	Offenses (*)		Arrests (**)		
		Reported	Cleared	Adult	Juvenile	
Offense Overview		Group A Offenses				
		Crimes Against Persons				
Offense Total	20	Murder and Nonnegligent Manslaughter	0	0	0	0
Number Cleared	4	Negligent Manslaughter	0	0	0	0
Percent Cleared	20.00 %	Kidnapping/Abduction	0	0	0	0
Group A Crimes per 100,000 population	N/A	Rape	1	0	0	0
		Sodomy	0	0	0	0
		Sexual Assault With An Object	0	0	0	0
		Fondling	0	0	0	0
		Incest	0	0	0	0
		Statutory Rape	0	0	0	0
Arrest Overview		Aggravated Assault	0	0	0	0
Total Arrests	3	Simple Assault	2	1	0	0
Adult Arrests	3	Intimidation	0	0	0	0
Juvenile Arrests	0	Human Trafficking, Commercial Sex Acts	0	0	0	0
Unknown Age	0	Human Trafficking, Involuntary Servitude	0	0	0	0
Arrests per 100,000 population	N/A	Crimes Against Property				
		Arson	0	0	0	0
		Bribery	0	0	0	0
		Burglary/Breaking & Entering	0	0	0	0
		Counterfeiting/Forgery	0	0	0	0
		Destruction/Damage/Vandalism of Property	9	0	0	0
		Embezzlement	0	0	0	0
		Extortion/Blackmail	0	0	0	0
		False Pretenses/Swindle/Confidence Game	0	0	0	0
		Credit Card/Automated Teller Machine Fraud	0	0	0	0
		Impersonation	0	0	0	0
		Welfare Fraud	0	0	0	0
		Wire Fraud	0	0	0	0
		Identity Theft	0	0	0	0
		Hacking/Computer Invasion	0	0	0	0
		Robbery	0	0	0	0
		Pocket-picking	0	0	0	0
		Purse-snatching	0	0	0	0
		Shoplifting	0	0	0	0
		Theft From Building	0	0	0	0
		Theft From Coin Operated Machine or Device	0	0	0	0
		Theft From Motor Vehicle	0	0	0	0
		Theft of Motor Vehicle Parts/Accessories	0	0	0	0
		All Other Larceny	3	0	0	0
		Motor Vehicle Theft	0	0	0	0
		Stolen Property Offenses	0	0	0	0
		Crimes Against Society				
		Drug/Narcotic Violations	3	1	1	0
		Drug Equipment Violations	2	2	1	0
		Betting/Wagering	0	0	0	0
		Operating/Promoting/Assisting Gambling	0	0	0	0
		Gambling Equipment Violations	0	0	0	0
		Sports Tampering	0	0	0	0
		Pornography/Obscene Material	0	0	0	0
		Prostitution	0	0	0	0
		Assisting or Promoting Prostitution	0	0	0	0
		Purchasing Prostitution	0	0	0	0
		Weapon Law Violations	0	0	0	0
		Animal Cruelty	0	0	0	0
		Total Group A Offenses	20	4	2	0
Group B Arrests						
Offense	Adult	Juvenile				
Bad Checks	0	0	Extortion/Blackmail	0	0	0
Curfew/Loitering/Vagrancy Violations	0	0	False Pretenses/Swindle/Confidence Game	0	0	0
Disorderly Conduct	0	0	Credit Card/Automated Teller Machine Fraud	0	0	0
Driving Under the Influence	0	0	Impersonation	0	0	0
Drunkenness	0	0	Welfare Fraud	0	0	0
Family Offenses (Nonviolent)	0	0	Wire Fraud	0	0	0
Liquor Law Violations	0	0	Identity Theft	0	0	0
Peeping Tom	0	0	Hacking/Computer Invasion	0	0	0
Trespass of Real Property	0	0	Robbery	0	0	0
All Other Offenses	1	0	Pocket-picking	0	0	0
Total Group B	1	0	Purse-snatching	0	0	0
			Shoplifting	0	0	0
			Theft From Building	0	0	0
			Theft From Coin Operated Machine or Device	0	0	0
			Theft From Motor Vehicle	0	0	0
			Theft of Motor Vehicle Parts/Accessories	0	0	0
			All Other Larceny	3	0	0
			Motor Vehicle Theft	0	0	0
			Stolen Property Offenses	0	0	0
			Crimes Against Society			
			Drug/Narcotic Violations	3	1	1
			Drug Equipment Violations	2	2	1
			Betting/Wagering	0	0	0
			Operating/Promoting/Assisting Gambling	0	0	0
			Gambling Equipment Violations	0	0	0
			Sports Tampering	0	0	0
			Pornography/Obscene Material	0	0	0
			Prostitution	0	0	0
			Assisting or Promoting Prostitution	0	0	0
			Purchasing Prostitution	0	0	0
			Weapon Law Violations	0	0	0
			Animal Cruelty	0	0	0
			Total Group A Offenses	20	4	2

(*) Offenses are counted using the FBI Units of Count for Crime

(**) The 'Arrests' column shows arrests made for incidents during the selected period, regardless of arrest date. Arrest counts for the same period may change over time.

UMO DPS - ME0101800 - NIBRS Agency Crime Overview - 2021

2021 Population Estimate	N/A	Offenses (*)		Arrests (**)		
		Reported	Cleared	Adult	Juvenile	
Offense Overview		Group A Offenses				
		Crimes Against Persons				
Offense Total	156	Murder and Nonnegligent Manslaughter	0	0	0	0
Number Cleared	6	Negligent Manslaughter	0	0	0	0
Percent Cleared	3.85 %	Kidnapping/Abduction	0	0	0	0
Group A Crimes per 100,000 population	N/A	Rape	1	0	0	0
		Sodomy	0	0	0	0
		Sexual Assault With An Object	0	0	0	0
		Fondling	1	0	0	0
		Incest	0	0	0	0
		Statutory Rape	0	0	0	0
Arrest Overview		Aggravated Assault	1	0	1	0
Total Arrests	8	Simple Assault	2	1	0	0
Adult Arrests	8	Intimidation	3	0	0	0
Juvenile Arrests	0	Human Trafficking, Commercial Sex Acts	0	0	0	0
Unknown Age	0	Human Trafficking, Involuntary Servitude	0	0	0	0
Arrests per 100,000 population	N/A	Crimes Against Property				
		Arson	2	0	0	0
		Bribery	0	0	0	0
		Burglary/Breaking & Entering	3	0	0	0
		Counterfeiting/Forgery	0	0	0	0
		Destruction/Damage/Vandalism of Property	67	1	0	0
		Embezzlement	0	0	0	0
		Extortion/Blackmail	0	0	0	0
		False Pretenses/Swindle/Confidence Game	0	0	0	0
		Credit Card/Automated Teller Machine Fraud	0	0	0	0
		Impersonation	0	0	0	0
		Welfare Fraud	0	0	0	0
		Wire Fraud	0	0	0	0
		Identity Theft	0	0	0	0
		Hacking/Computer Invasion	0	0	0	0
		Robbery	0	0	0	0
		Pocket-picking	0	0	0	0
		Purse-snatching	0	0	0	0
		Shoplifting	1	0	0	0
		Theft From Building	15	0	0	0
		Theft From Coin Operated Machine or Device	0	0	0	0
		Theft From Motor Vehicle	3	0	0	0
		Theft of Motor Vehicle Parts/Accessories	3	0	0	0
		All Other Larceny	26	0	0	0
		Motor Vehicle Theft	1	0	0	0
		Stolen Property Offenses	0	0	0	0
		Crimes Against Society				
		Drug/Narcotic Violations	24	2	0	0
		Drug Equipment Violations	3	2	2	0
		Betting/Wagering	0	0	0	0
		Operating/Promoting/Assisting Gambling	0	0	0	0
		Gambling Equipment Violations	0	0	0	0
		Sports Tampering	0	0	0	0
		Pornography/Obscene Material	0	0	0	0
		Prostitution	0	0	0	0
		Assisting or Promoting Prostitution	0	0	0	0
		Purchasing Prostitution	0	0	0	0
		Weapon Law Violations	0	0	0	0
		Animal Cruelty	0	0	0	0
		Total Group A Offenses	156	6	3	0
Group B Arrests						
Offense	Adult	Juvenile				
Bad Checks	0	0				
Curfew/Loitering/Vagrancy Violations	0	0				
Disorderly Conduct	0	0				
Driving Under the Influence	3	0				
Drunkenness	0	0				
Family Offenses (Nonviolent)	0	0				
Liquor Law Violations	0	0				
Peeping Tom	0	0				
Trespass of Real Property	0	0				
All Other Offenses	2	0				
Total Group B	5	0				

(*) Offenses are counted using the FBI Units of Count for Crime

(**) The 'Arrests' column shows arrests made for incidents during the selected period, regardless of arrest date. Arrest counts for the same period may change over time.

USM - Gorham - ME0031800 - NIBRS Agency Crime Overview - 2021

2021 Population Estimate	N/A	Offenses (*)		Arrests (**)		
		Reported	Cleared	Adult	Juvenile	
Offense Overview		Group A Offenses				
		Crimes Against Persons				
Offense Total	40	Murder and Nonnegligent Manslaughter	0	0	0	0
Number Cleared	4	Negligent Manslaughter	0	0	0	0
Percent Cleared	10.00 %	Kidnapping/Abduction	0	0	0	0
Group A Crimes per 100,000 population	N/A	Rape	0	0	0	0
		Sodomy	0	0	0	0
		Sexual Assault With An Object	0	0	0	0
		Fondling	0	0	0	0
		Incest	0	0	0	0
		Statutory Rape	0	0	0	0
Arrest Overview		Crimes Against Property				
Total Arrests	6	Arson	0	0	0	0
Adult Arrests	6	Bribery	0	0	0	0
Juvenile Arrests	0	Burglary/Breaking & Entering	0	0	0	0
Unknown Age	0	Counterfeiting/Forgery	0	0	0	0
Arrests per 100,000 population	N/A	Destruction/Damage/Vandalism of Property	10	0	0	0
		Embezzlement	0	0	0	0
		Extortion/Blackmail	1	0	0	0
		False Pretenses/Swindle/Confidence Game	0	0	0	0
		Credit Card/Automated Teller Machine Fraud	0	0	0	0
		Impersonation	0	0	0	0
		Welfare Fraud	0	0	0	0
		Wire Fraud	0	0	0	0
		Identity Theft	0	0	0	0
		Hacking/Computer Invasion	0	0	0	0
		Robbery	0	0	0	0
		Pocket-picking	0	0	0	0
		Purse-snatching	0	0	0	0
		Shoplifting	0	0	0	0
		Theft From Building	5	0	0	0
		Theft From Coin Operated Machine or Device	0	0	0	0
		Theft From Motor Vehicle	0	0	0	0
		Theft of Motor Vehicle Parts/Accessories	0	0	0	0
		All Other Larceny	4	0	0	0
		Motor Vehicle Theft	2	0	0	0
		Stolen Property Offenses	0	0	0	0
		Crimes Against Society				
		Drug/Narcotic Violations	4	0	1	0
		Drug Equipment Violations	3	1	0	0
		Betting/Wagering	0	0	0	0
		Operating/Promoting/Assisting Gambling	0	0	0	0
		Gambling Equipment Violations	0	0	0	0
		Sports Tampering	0	0	0	0
		Pornography/Obscene Material	0	0	0	0
		Prostitution	0	0	0	0
		Assisting or Promoting Prostitution	0	0	0	0
		Purchasing Prostitution	0	0	0	0
		Weapon Law Violations	0	0	0	0
		Animal Cruelty	0	0	0	0
		Total Group A Offenses	40	4	4	0
Group B Arrests						
Offense	Adult	Juvenile				
Bad Checks	0	0				
Curfew/Loitering/Vagrancy Violations	0	0				
Disorderly Conduct	0	0				
Driving Under the Influence	1	0				
Drunkenness	0	0				
Family Offenses (Nonviolent)	0	0				
Liquor Law Violations	1	0				
Peeping Tom	0	0				
Trespass of Real Property	0	0				
All Other Offenses	0	0				
Total Group B	2	0				

(*) Offenses are counted using the FBI Units of Count for Crime

(**) The 'Arrests' column shows arrests made for incidents during the selected period, regardless of arrest date. Arrest counts for the same period may change over time.

Veazie PD - ME0101300 - NIBRS Agency Crime Overview - 2021

2021 Population Estimate	1,815	Offenses (*)		Arrests (**)		
		Reported	Cleared	Adult	Juvenile	
Offense Overview		Group A Offenses				
		Crimes Against Persons				
Offense Total	23	Murder and Nonnegligent Manslaughter	0	0	0	0
Number Cleared	2	Negligent Manslaughter	0	0	0	0
Percent Cleared	8.70 %	Kidnapping/Abduction	0	0	0	0
Group A Crimes per 100,000 population	1,267.2	Rape	0	0	0	0
		Sodomy	0	0	0	0
		Sexual Assault With An Object	0	0	0	0
		Fondling	0	0	0	0
		Incest	0	0	0	0
		Statutory Rape	0	0	0	0
Arrest Overview		Aggravated Assault	0	0	0	0
Total Arrests	9	Simple Assault	0	0	0	0
Adult Arrests	9	Intimidation	1	0	0	0
Juvenile Arrests	0	Human Trafficking, Commercial Sex Acts	0	0	0	0
Unknown Age	0	Human Trafficking, Involuntary Servitude	0	0	0	0
Arrests per 100,000 population	495.9	Crimes Against Property				
		Arson	0	0	0	0
		Bribery	0	0	0	0
		Burglary/Breaking & Entering	2	0	0	0
		Counterfeiting/Forgery	0	0	0	0
		Destruction/Damage/Vandalism of Property	0	0	0	0
		Embezzlement	0	0	0	0
		Extortion/Blackmail	0	0	0	0
		False Pretenses/Swindle/Confidence Game	8	0	0	0
		Credit Card/Automated Teller Machine Fraud	0	0	0	0
		Impersonation	0	0	0	0
		Welfare Fraud	0	0	0	0
		Wire Fraud	0	0	0	0
		Identity Theft	0	0	0	0
		Hacking/Computer Invasion	0	0	0	0
		Robbery	0	0	0	0
		Pocket-picking	0	0	0	0
		Purse-snatching	0	0	0	0
		Shoplifting	0	0	0	0
		Theft From Building	1	1	0	0
		Theft From Coin Operated Machine or Device	0	0	0	0
		Theft From Motor Vehicle	0	0	0	0
		Theft of Motor Vehicle Parts/Accessories	2	0	0	0
		All Other Larceny	6	0	0	0
		Motor Vehicle Theft	2	0	0	0
		Stolen Property Offenses	0	0	0	0
		Crimes Against Society				
		Drug/Narcotic Violations	1	1	1	0
		Drug Equipment Violations	0	0	0	0
		Betting/Wagering	0	0	0	0
		Operating/Promoting/Assisting Gambling	0	0	0	0
		Gambling Equipment Violations	0	0	0	0
		Sports Tampering	0	0	0	0
		Pornography/Obscene Material	0	0	0	0
		Prostitution	0	0	0	0
		Assisting or Promoting Prostitution	0	0	0	0
		Purchasing Prostitution	0	0	0	0
		Weapon Law Violations	0	0	0	0
		Animal Cruelty	0	0	0	0
		Total Group A Offenses	23	2	1	0
Group B Arrests						
Offense	Adult	Juvenile				
Bad Checks	0	0	Extortion/Blackmail	0	0	0
Curfew/Loitering/Vagrancy Violations	0	0	False Pretenses/Swindle/Confidence Game	8	0	0
Disorderly Conduct	1	0	Credit Card/Automated Teller Machine Fraud	0	0	0
Driving Under the Influence	1	0	Impersonation	0	0	0
Drunkenness	0	0	Welfare Fraud	0	0	0
Family Offenses (Nonviolent)	0	0	Wire Fraud	0	0	0
Liquor Law Violations	0	0	Identity Theft	0	0	0
Peeping Tom	0	0	Hacking/Computer Invasion	0	0	0
Trespass of Real Property	0	0	Robbery	0	0	0
All Other Offenses	6	0	Pocket-picking	0	0	0
			Purse-snatching	0	0	0
			Shoplifting	0	0	0
Total Group B	8	0	Theft From Building	1	1	0
			Theft From Coin Operated Machine or Device	0	0	0
			Theft From Motor Vehicle	0	0	0
			Theft of Motor Vehicle Parts/Accessories	2	0	0
			All Other Larceny	6	0	0
			Motor Vehicle Theft	2	0	0
			Stolen Property Offenses	0	0	0
			Crimes Against Society			
			Drug/Narcotic Violations	1	1	1
			Drug Equipment Violations	0	0	0
			Betting/Wagering	0	0	0
			Operating/Promoting/Assisting Gambling	0	0	0
			Gambling Equipment Violations	0	0	0
			Sports Tampering	0	0	0
			Pornography/Obscene Material	0	0	0
			Prostitution	0	0	0
			Assisting or Promoting Prostitution	0	0	0
			Purchasing Prostitution	0	0	0
			Weapon Law Violations	0	0	0
			Animal Cruelty	0	0	0
			Total Group A Offenses	23	2	1

(*) Offenses are counted using the FBI Units of Count for Crime

(**) The 'Arrests' column shows arrests made for incidents during the selected period, regardless of arrest date. Arrest counts for the same period may change over time.

Waldo SO - ME0140000 - NIBRS Agency Crime Overview - 2021

2021 Population Estimate	30,710	Offenses (*)		Arrests (**)	
		Reported	Cleared	Adult	Juvenile
Offense Overview		Group A Offenses			
Offense Total	253	Crimes Against Persons			
Number Cleared	157	Murder and Nonnegligent Manslaughter			
Percent Cleared	62.06 %	Negligent Manslaughter			
Group A Crimes per 100,000 population	823.8	Kidnapping/Abduction			
		Rape			
		Sodomy			
		Sexual Assault With An Object			
		Fondling			
		Incest			
		Statutory Rape			
Arrest Overview		Crimes Against Property			
Total Arrests	241	Arson			
Adult Arrests	227	Bribery			
Juvenile Arrests	14	Burglary/Breaking & Entering			
Unknown Age	0	Counterfeiting/Forgery			
Arrests per 100,000 population	784.8	Destruction/Damage/Vandalism of Property			
		Embezzlement			
		Extortion/Blackmail			
		False Pretenses/Swindle/Confidence Game			
		Credit Card/Automated Teller Machine Fraud			
		Impersonation			
		Welfare Fraud			
		Wire Fraud			
		Identity Theft			
		Hacking/Computer Invasion			
		Robbery			
		Pocket-picking			
		Purse-snatching			
		Shoplifting			
		Theft From Building			
		Theft From Coin Operated Machine or Device			
		Theft From Motor Vehicle			
		Theft of Motor Vehicle Parts/Accessories			
		All Other Larceny			
		Motor Vehicle Theft			
		Stolen Property Offenses			
		Crimes Against Society			
		Drug/Narcotic Violations			
		Drug Equipment Violations			
		Betting/Wagering			
		Operating/Promoting/Assisting Gambling			
		Gambling Equipment Violations			
		Sports Tampering			
		Pornography/Obscene Material			
		Prostitution			
		Assisting or Promoting Prostitution			
		Purchasing Prostitution			
		Weapon Law Violations			
		Animal Cruelty			
		Total Group A Offenses			
Group B Arrests					
Offense	Adult	Juvenile			
Bad Checks	0	0			
Curfew/Loitering/Vagrancy Violations	0	0			
Disorderly Conduct	16	3			
Driving Under the Influence	42	0			
Drunkenness	0	0			
Family Offenses (Nonviolent)	1	0			
Liquor Law Violations	4	2			
Peeping Tom	0	0			
Trespass of Real Property	6	1			
All Other Offenses	31	0			
Total Group B	100	6			

(*) Offenses are counted using the FBI Units of Count for Crime

(**) The 'Arrests' column shows arrests made for incidents during the selected period, regardless of arrest date. Arrest counts for the same period may change over time.

Waldoboro PD - ME0080300 - NIBRS Agency Crime Overview - 2021

2021 Population Estimate	5,079	Offenses (*)		Arrests (**)		
		Reported	Cleared	Adult	Juvenile	
Offense Overview		Group A Offenses				
		Crimes Against Persons				
Offense Total	111	Murder and Nonnegligent Manslaughter	0	0	0	0
Number Cleared	45	Negligent Manslaughter	0	0	0	0
Percent Cleared	40.54 %	Kidnapping/Abduction	0	0	0	0
Group A Crimes per 100,000 population	2,185.5	Rape	1	0	0	0
		Sodomy	0	0	0	0
		Sexual Assault With An Object	0	0	0	0
		Fondling	1	0	0	0
		Incest	0	0	0	0
		Statutory Rape	0	0	0	0
Arrest Overview		Aggravated Assault	1	1	3	0
Total Arrests	113	Simple Assault	17	11	9	0
Adult Arrests	113	Intimidation	21	16	10	0
Juvenile Arrests	0	Human Trafficking, Commercial Sex Acts	0	0	0	0
Unknown Age	0	Human Trafficking, Involuntary Servitude	0	0	0	0
Arrests per 100,000 population	2,224.8	Crimes Against Property				
		Arson	1	0	0	0
		Bribery	0	0	0	0
		Burglary/Breaking & Entering	12	3	2	0
		Counterfeiting/Forgery	2	0	0	0
		Destruction/Damage/Vandalism of Property	21	7	5	0
		Embezzlement	0	0	0	0
		Extortion/Blackmail	0	0	0	0
		False Pretenses/Swindle/Confidence Game	5	1	1	0
		Credit Card/Automated Teller Machine Fraud	0	0	0	0
		Impersonation	0	0	0	0
		Welfare Fraud	0	0	0	0
		Wire Fraud	0	0	0	0
		Identity Theft	0	0	0	0
		Hacking/Computer Invasion	0	0	0	0
		Robbery	0	0	0	0
		Pocket-picking	0	0	0	0
		Purse-snatching	0	0	0	0
		Shoplifting	0	0	0	0
		Theft From Building	1	0	0	0
		Theft From Coin Operated Machine or Device	0	0	0	0
		Theft From Motor Vehicle	3	0	0	0
		Theft of Motor Vehicle Parts/Accessories	0	0	0	0
		All Other Larceny	16	1	1	0
		Motor Vehicle Theft	0	0	0	0
		Stolen Property Offenses	0	0	0	0
		Crimes Against Society				
		Drug/Narcotic Violations	7	4	1	0
		Drug Equipment Violations	1	1	2	0
		Betting/Wagering	0	0	0	0
		Operating/Promoting/Assisting Gambling	0	0	0	0
		Gambling Equipment Violations	0	0	0	0
		Sports Tampering	0	0	0	0
		Pornography/Obscene Material	0	0	0	0
		Prostitution	0	0	0	0
		Assisting or Promoting Prostitution	0	0	0	0
		Purchasing Prostitution	0	0	0	0
		Weapon Law Violations	1	0	0	0
		Animal Cruelty	0	0	0	0
		Total Group A Offenses	111	45	34	0
Group B Arrests						
Offense	Adult	Juvenile				
Bad Checks	0	0	Extortion/Blackmail	0	0	0
Curfew/Loitering/Vagrancy Violations	0	0	False Pretenses/Swindle/Confidence Game	5	1	1
Disorderly Conduct	1	0	Credit Card/Automated Teller Machine Fraud	0	0	0
Driving Under the Influence	23	0	Impersonation	0	0	0
Drunkenness	0	0	Welfare Fraud	0	0	0
Family Offenses (Nonviolent)	0	0	Wire Fraud	0	0	0
Liquor Law Violations	0	0	Identity Theft	0	0	0
Peeping Tom	0	0	Hacking/Computer Invasion	0	0	0
Trespass of Real Property	0	0	Robbery	0	0	0
All Other Offenses	55	0	Pocket-picking	0	0	0
Total Group B	79	0	Purse-snatching	0	0	0
			Shoplifting	0	0	0
			Theft From Building	1	0	0
			Theft From Coin Operated Machine or Device	0	0	0
			Theft From Motor Vehicle	3	0	0
			Theft of Motor Vehicle Parts/Accessories	0	0	0
			All Other Larceny	16	1	1
			Motor Vehicle Theft	0	0	0
			Stolen Property Offenses	0	0	0
			Crimes Against Society			
			Drug/Narcotic Violations	7	4	1
			Drug Equipment Violations	1	1	2
			Betting/Wagering	0	0	0
			Operating/Promoting/Assisting Gambling	0	0	0
			Gambling Equipment Violations	0	0	0
			Sports Tampering	0	0	0
			Pornography/Obscene Material	0	0	0
			Prostitution	0	0	0
			Assisting or Promoting Prostitution	0	0	0
			Purchasing Prostitution	0	0	0
			Weapon Law Violations	1	0	0
			Animal Cruelty	0	0	0
			Total Group A Offenses	111	45	34

(*) Offenses are counted using the FBI Units of Count for Crime

(**) The 'Arrests' column shows arrests made for incidents during the selected period, regardless of arrest date. Arrest counts for the same period may change over time.

Washburn PD - ME0021600 - NIBRS Agency Crime Overview - 2021

2021 Population Estimate		1,519	Offenses (*)		Arrests (**)	
Offense Overview			Reported	Cleared	Adult	Juvenile
Group A Offenses						
Crimes Against Persons						
Offense Total	18	Murder and Nonnegligent Manslaughter	0	0	0	0
Number Cleared	11	Negligent Manslaughter	0	0	0	0
Percent Cleared	61.11 %	Kidnapping/Abduction	0	0	0	0
Group A Crimes per 100,000 population	1,185.0	Rape	0	0	0	0
		Sodomy	0	0	0	0
		Sexual Assault With An Object	0	0	0	0
		Fondling	0	0	0	0
		Incest	0	0	0	0
		Statutory Rape	0	0	0	0
Arrest Overview		Crimes Against Property				
Total Arrests	22	Arson	0	0	0	0
Adult Arrests	22	Bribery	0	0	0	0
Juvenile Arrests	0	Burglary/Breaking & Entering	1	0	0	0
Unknown Age	0	Counterfeiting/Forgery	0	0	0	0
Arrests per 100,000 population	1,448.3	Destruction/Damage/Vandalism of Property	1	0	0	0
		Embezzlement	0	0	0	0
		Extortion/Blackmail	0	0	0	0
		False Pretenses/Swindle/Confidence Game	0	0	0	0
		Credit Card/Automated Teller Machine Fraud	0	0	0	0
		Impersonation	0	0	0	0
		Welfare Fraud	0	0	0	0
		Wire Fraud	1	0	0	0
		Identity Theft	0	0	0	0
		Hacking/Computer Invasion	0	0	0	0
		Robbery	0	0	0	0
		Pocket-picking	0	0	0	0
		Purse-snatching	0	0	0	0
		Shoplifting	0	0	0	0
		Theft From Building	0	0	0	0
		Theft From Coin Operated Machine or Device	0	0	0	0
		Theft From Motor Vehicle	0	0	0	0
		Theft of Motor Vehicle Parts/Accessories	0	0	0	0
		All Other Larceny	2	0	0	0
		Motor Vehicle Theft	1	0	0	0
		Stolen Property Offenses	0	0	0	0
		Crimes Against Society				
		Drug/Narcotic Violations	1	1	1	0
		Drug Equipment Violations	1	1	0	0
		Betting/Wagering	0	0	0	0
		Operating/Promoting/Assisting Gambling	0	0	0	0
		Gambling Equipment Violations	0	0	0	0
		Sports Tampering	0	0	0	0
		Pornography/Obscene Material	0	0	0	0
		Prostitution	0	0	0	0
		Assisting or Promoting Prostitution	0	0	0	0
		Purchasing Prostitution	0	0	0	0
		Weapon Law Violations	0	0	0	0
		Animal Cruelty	0	0	0	0
		Total Group A Offenses	18	11	10	0
Group B Arrests						
Offense	Adult	Juvenile				
Bad Checks	0	0				
Curfew/Loitering/Vagrancy Violations	0	0				
Disorderly Conduct	4	0				
Driving Under the Influence	0	0				
Drunkenness	0	0				
Family Offenses (Nonviolent)	0	0				
Liquor Law Violations	0	0				
Peeping Tom	0	0				
Trespass of Real Property	0	0				
All Other Offenses	8	0				
Total Group B	12	0				

(*) Offenses are counted using the FBI Units of Count for Crime

(**) The 'Arrests' column shows arrests made for incidents during the selected period, regardless of arrest date. Arrest counts for the same period may change over time.

Washington SO - ME0150000 - NIBRS Agency Crime Overview - 2021

2021 Population Estimate	22,954	Offenses (*)		Arrests (**)		
		Reported	Cleared	Adult	Juvenile	
Offense Overview		Group A Offenses				
		Crimes Against Persons				
Offense Total	292	Murder and Nonnegligent Manslaughter	0	0	0	0
Number Cleared	99	Negligent Manslaughter	0	0	0	0
Percent Cleared	33.90 %	Kidnapping/Abduction	2	0	0	0
Group A Crimes per 100,000 population	1,272.1	Rape	3	0	0	0
		Sodomy	1	0	0	0
		Sexual Assault With An Object	0	0	0	0
		Fondling	3	0	0	0
		Incest	0	0	0	0
		Statutory Rape	1	0	0	0
Arrest Overview		Aggravated Assault	14	6	5	0
Total Arrests	225	Simple Assault	78	36	27	0
Adult Arrests	221	Intimidation	26	6	3	0
Juvenile Arrests	4	Human Trafficking, Commercial Sex Acts	0	0	0	0
Unknown Age	0	Human Trafficking, Involuntary Servitude	0	0	0	0
Arrests per 100,000 population	980.2	Crimes Against Property				
		Arson	1	0	0	0
		Bribery	0	0	0	0
		Burglary/Breaking & Entering	15	2	1	0
		Counterfeiting/Forgery	1	1	2	0
		Destruction/Damage/Vandalism of Property	29	7	6	0
		Embezzlement	0	0	0	0
		Extortion/Blackmail	0	0	0	0
		False Pretenses/Swindle/Confidence Game	3	0	0	0
		Credit Card/Automated Teller Machine Fraud	1	0	0	0
		Impersonation	4	1	0	0
		Welfare Fraud	1	0	0	0
		Wire Fraud	0	0	0	0
		Identity Theft	0	0	0	0
		Hacking/Computer Invasion	0	0	0	0
		Robbery	2	0	0	0
		Pocket-picking	0	0	0	0
		Purse-snatching	0	0	0	0
		Shoplifting	4	2	2	0
		Theft From Building	8	1	1	0
		Theft From Coin Operated Machine or Device	0	0	0	0
		Theft From Motor Vehicle	5	0	0	0
		Theft of Motor Vehicle Parts/Accessories	5	0	0	0
		All Other Larceny	31	6	5	0
		Motor Vehicle Theft	13	4	2	2
		Stolen Property Offenses	0	0	0	0
		Crimes Against Society				
		Drug/Narcotic Violations	29	22	20	1
		Drug Equipment Violations	3	2	0	0
		Betting/Wagering	0	0	0	0
		Operating/Promoting/Assisting Gambling	0	0	0	0
		Gambling Equipment Violations	0	0	0	0
		Sports Tampering	0	0	0	0
		Pornography/Obscene Material	3	0	0	0
		Prostitution	0	0	0	0
		Assisting or Promoting Prostitution	0	0	0	0
		Purchasing Prostitution	0	0	0	0
		Weapon Law Violations	5	3	2	0
		Animal Cruelty	1	0	0	0
		Total Group A Offenses	292	99	76	3
Group B Arrests						
Offense	Adult	Juvenile				
Bad Checks	0	0				
Curfew/Loitering/Vagrancy Violations	0	0				
Disorderly Conduct	4	0				
Driving Under the Influence	57	1				
Drunkenness	0	0				
Family Offenses (Nonviolent)	1	0				
Liquor Law Violations	5	0				
Peeping Tom	0	0				
Trespass of Real Property	4	0				
All Other Offenses	74	0				
Total Group B	145	1				

(*) Offenses are counted using the FBI Units of Count for Crime

(**) The 'Arrests' column shows arrests made for incidents during the selected period, regardless of arrest date. Arrest counts for the same period may change over time.

Waterville PD - ME0060400 - NIBRS Agency Crime Overview - 2021

2021 Population Estimate	16,667	Offenses (*)		Arrests (**)	
		Reported	Cleared	Adult	Juvenile
Offense Overview		Group A Offenses			
Offense Total	1,367	Crimes Against Persons			
Number Cleared	669	Murder and Nonnegligent Manslaughter			
Percent Cleared	48.94 %	Negligent Manslaughter			
Group A Crimes per 100,000 population	8,201.8	Kidnapping/Abduction			
		Rape			
		Sodomy			
		Sexual Assault With An Object			
		Fondling			
		Incest			
		Statutory Rape			
Arrest Overview		Crimes Against Property			
Total Arrests	1,131	Arson			
Adult Arrests	1,093	Bribery			
Juvenile Arrests	38	Burglary/Breaking & Entering			
Unknown Age	0	Counterfeiting/Forgery			
Arrests per 100,000 population	6,785.9	Destruction/Damage/Vandalism of Property			
		Embezzlement			
		Extortion/Blackmail			
		False Pretenses/Swindle/Confidence Game			
		Credit Card/Automated Teller Machine Fraud			
		Impersonation			
		Welfare Fraud			
		Wire Fraud			
		Identity Theft			
		Hacking/Computer Invasion			
		Robbery			
		Pocket-picking			
		Purse-snatching			
		Shoplifting			
		Theft From Building			
		Theft From Coin Operated Machine or Device			
		Theft From Motor Vehicle			
		Theft of Motor Vehicle Parts/Accessories			
		All Other Larceny			
		Motor Vehicle Theft			
		Stolen Property Offenses			
		Crimes Against Society			
		Drug/Narcotic Violations			
		Drug Equipment Violations			
		Betting/Wagering			
		Operating/Promoting/Assisting Gambling			
		Gambling Equipment Violations			
		Sports Tampering			
		Pornography/Obscene Material			
		Prostitution			
		Assisting or Promoting Prostitution			
		Purchasing Prostitution			
		Weapon Law Violations			
		Animal Cruelty			
		Total Group A Offenses			
Group B Arrests					
Offense	Adult	Juvenile			
Bad Checks	2	0			
Curfew/Loitering/Vagrancy Violations	0	0			
Disorderly Conduct	7	0			
Driving Under the Influence	170	0			
Drunkenness	0	0			
Family Offenses (Nonviolent)	0	0			
Liquor Law Violations	8	4			
Peeping Tom	0	0			
Trespass of Real Property	25	3			
All Other Offenses	396	1			
Total Group B	608	8			

(*) Offenses are counted using the FBI Units of Count for Crime

(**) The 'Arrests' column shows arrests made for incidents during the selected period, regardless of arrest date. Arrest counts for the same period may change over time.

Wells PD - ME0161400 - NIBRS Agency Crime Overview - 2021

2021 Population Estimate	10,950	Offenses (*)		Arrests (**)		
		Reported	Cleared	Adult	Juvenile	
Offense Overview		Group A Offenses				
Offense Total	314	Crimes Against Persons				
Number Cleared	116	Murder and Nonnegligent Manslaughter	0	0	0	0
Percent Cleared	36.94 %	Negligent Manslaughter	0	0	0	0
Group A Crimes per 100,000 population	2,867.6	Kidnapping/Abduction	1	1	0	0
		Rape	2	0	0	0
		Sodomy	3	0	0	0
		Sexual Assault With An Object	0	0	0	0
		Fondling	4	2	0	0
		Incest	0	0	0	0
		Statutory Rape	1	0	0	0
Arrest Overview		Aggravated Assault	6	4	3	0
Total Arrests	244	Simple Assault	41	33	25	3
Adult Arrests	228	Intimidation	23	20	8	0
Juvenile Arrests	16	Human Trafficking, Commercial Sex Acts	0	0	0	0
Unknown Age	0	Human Trafficking, Involuntary Servitude	0	0	0	0
Arrests per 100,000 population	2,228.3	Crimes Against Property				
		Arson	0	0	0	0
		Bribery	0	0	0	0
		Burglary/Breaking & Entering	11	5	3	0
		Counterfeiting/Forgery	10	2	2	0
		Destruction/Damage/Vandalism of Property	42	11	5	1
		Embezzlement	0	0	0	0
		Extortion/Blackmail	1	0	0	0
		False Pretenses/Swindle/Confidence Game	35	5	2	0
		Credit Card/Automated Teller Machine Fraud	0	0	0	0
		Impersonation	0	0	0	0
		Welfare Fraud	0	0	0	0
		Wire Fraud	0	0	0	0
		Identity Theft	18	1	1	0
		Hacking/Computer Invasion	0	0	0	0
		Robbery	1	1	1	0
		Pocket-picking	0	0	0	0
		Purse-snatching	0	0	0	0
		Shoplifting	22	9	10	0
		Theft From Building	17	2	1	0
		Theft From Coin Operated Machine or Device	0	0	0	0
		Theft From Motor Vehicle	15	1	1	0
		Theft of Motor Vehicle Parts/Accessories	7	2	1	0
		All Other Larceny	27	3	3	0
		Motor Vehicle Theft	7	3	1	2
		Stolen Property Offenses	1	0	0	0
		Crimes Against Society				
		Drug/Narcotic Violations	10	6	4	0
		Drug Equipment Violations	5	2	0	0
		Betting/Wagering	0	0	0	0
		Operating/Promoting/Assisting Gambling	0	0	0	0
		Gambling Equipment Violations	0	0	0	0
		Sports Tampering	0	0	0	0
		Pornography/Obscene Material	1	1	0	0
		Prostitution	0	0	0	0
		Assisting or Promoting Prostitution	1	0	0	0
		Purchasing Prostitution	0	0	0	0
		Weapon Law Violations	2	2	0	0
		Animal Cruelty	0	0	0	0
		Total Group A Offenses	314	116	71	6
Group B Arrests						
Offense	Adult	Juvenile				
Bad Checks	1	0	Extortion/Blackmail	1	0	0
Curfew/Loitering/Vagrancy Violations	0	0	False Pretenses/Swindle/Confidence Game	35	5	2
Disorderly Conduct	4	0	Credit Card/Automated Teller Machine Fraud	0	0	0
Driving Under the Influence	43	0	Impersonation	0	0	0
Drunkenness	1	0	Welfare Fraud	0	0	0
Family Offenses (Nonviolent)	1	0	Wire Fraud	0	0	0
Liquor Law Violations	0	0	Identity Theft	18	1	1
Peeping Tom	0	0	Hacking/Computer Invasion	0	0	0
Trespass of Real Property	4	0	Robbery	1	1	1
All Other Offenses	103	10	Pocket-picking	0	0	0
Total Group B	157	10	Purse-snatching	0	0	0
			Shoplifting	22	9	10
			Theft From Building	17	2	1
			Theft From Coin Operated Machine or Device	0	0	0
			Theft From Motor Vehicle	15	1	1
			Theft of Motor Vehicle Parts/Accessories	7	2	1
			All Other Larceny	27	3	3
			Motor Vehicle Theft	7	3	1
			Stolen Property Offenses	1	0	0
			Crimes Against Society			
			Drug/Narcotic Violations	10	6	4
			Drug Equipment Violations	5	2	0
			Betting/Wagering	0	0	0
			Operating/Promoting/Assisting Gambling	0	0	0
			Gambling Equipment Violations	0	0	0
			Sports Tampering	0	0	0
			Pornography/Obscene Material	1	1	0
			Prostitution	0	0	0
			Assisting or Promoting Prostitution	1	0	0
			Purchasing Prostitution	0	0	0
			Weapon Law Violations	2	2	0
			Animal Cruelty	0	0	0
			Total Group A Offenses	314	116	71

(*) Offenses are counted using the FBI Units of Count for Crime

(**) The 'Arrests' column shows arrests made for incidents during the selected period, regardless of arrest date. Arrest counts for the same period may change over time.

Westbrook PD - ME0030800 - NIBRS Agency Crime Overview - 2021

2021 Population Estimate	19,451	Offenses (*)		Arrests (**)	
		Reported	Cleared	Adult	Juvenile
Offense Overview		Group A Offenses			
Offense Total	704	Crimes Against Persons			
Number Cleared	322	Murder and Nonnegligent Manslaughter			
Percent Cleared	45.74 %	Negligent Manslaughter			
Group A Crimes per 100,000 population	3,619.4	Kidnapping/Abduction			
		Rape			
		Sodomy			
		Sexual Assault With An Object			
		Fondling			
		Incest			
		Statutory Rape			
		Aggravated Assault			
		Simple Assault			
		Intimidation			
		Human Trafficking, Commercial Sex Acts			
		Human Trafficking, Involuntary Servitude			
		Crimes Against Property			
		Arson			
		Bribery			
		Burglary/Breaking & Entering			
		Counterfeiting/Forgery			
		Destruction/Damage/Vandalism of Property			
		Embezzlement			
		Extortion/Blackmail			
		False Pretenses/Swindle/Confidence Game			
		Credit Card/Automated Teller Machine Fraud			
		Impersonation			
		Welfare Fraud			
		Wire Fraud			
		Identity Theft			
		Hacking/Computer Invasion			
		Robbery			
		Pocket-picking			
		Purse-snatching			
		Shoplifting			
		Theft From Building			
		Theft From Coin Operated Machine or Device			
		Theft From Motor Vehicle			
		Theft of Motor Vehicle Parts/Accessories			
		All Other Larceny			
		Motor Vehicle Theft			
		Stolen Property Offenses			
		Crimes Against Society			
		Drug/Narcotic Violations			
		Drug Equipment Violations			
		Betting/Wagering			
		Operating/Promoting/Assisting Gambling			
		Gambling Equipment Violations			
		Sports Tampering			
		Pornography/Obscene Material			
		Prostitution			
		Assisting or Promoting Prostitution			
		Purchasing Prostitution			
		Weapon Law Violations			
		Animal Cruelty			
		Total Group A Offenses			
Group B Arrests					
Offense	Adult	Juvenile			
Bad Checks	0	0	Extortion/Blackmail		
Curfew/Loitering/Vagrancy Violations	0	0	False Pretenses/Swindle/Confidence Game		
Disorderly Conduct	10	1	Credit Card/Automated Teller Machine Fraud		
Driving Under the Influence	60	1	Impersonation		
Drunkenness	0	0	Welfare Fraud		
Family Offenses (Nonviolent)	3	0	Wire Fraud		
Liquor Law Violations	12	0	Identity Theft		
Peeping Tom	0	0	Hacking/Computer Invasion		
Trespass of Real Property	23	0	Robbery		
All Other Offenses	257	8	Pocket-picking		
			Purse-snatching		
			Shoplifting		
			Theft From Building		
			Theft From Coin Operated Machine or Device		
			Theft From Motor Vehicle		
			Theft of Motor Vehicle Parts/Accessories		
			All Other Larceny		
			Motor Vehicle Theft		
			Stolen Property Offenses		
			Crimes Against Society		
			Drug/Narcotic Violations		
			Drug Equipment Violations		
			Betting/Wagering		
			Operating/Promoting/Assisting Gambling		
			Gambling Equipment Violations		
			Sports Tampering		
			Pornography/Obscene Material		
			Prostitution		
			Assisting or Promoting Prostitution		
			Purchasing Prostitution		
			Weapon Law Violations		
			Animal Cruelty		
			Total Group B		
	365	10	704	322	235
					14

(*) Offenses are counted using the FBI Units of Count for Crime

(**) The 'Arrests' column shows arrests made for incidents during the selected period, regardless of arrest date. Arrest counts for the same period may change over time.

Wilton PD - ME0040300 - NIBRS Agency Crime Overview - 2021

2021 Population Estimate	3,912	Offenses (*)		Arrests (**)		
		Reported	Cleared	Adult	Juvenile	
Offense Overview		Group A Offenses				
		Crimes Against Persons				
Offense Total	137	Murder and Nonnegligent Manslaughter	0	0	0	0
Number Cleared	63	Negligent Manslaughter	0	0	0	0
Percent Cleared	45.99 %	Kidnapping/Abduction	0	0	0	0
Group A Crimes per 100,000 population	3,502.0	Rape	1	0	0	0
		Sodomy	0	0	0	0
		Sexual Assault With An Object	0	0	0	0
		Fondling	4	2	1	0
		Incest	0	0	0	0
		Statutory Rape	0	0	0	0
Arrest Overview		Aggravated Assault	8	8	8	0
Total Arrests	91	Simple Assault	33	24	14	3
Adult Arrests	87	Intimidation	12	5	3	0
Juvenile Arrests	4	Human Trafficking, Commercial Sex Acts	0	0	0	0
Unknown Age	0	Human Trafficking, Involuntary Servitude	0	0	0	0
Arrests per 100,000 population	2,326.2	Crimes Against Property				
		Arson	0	0	0	0
		Bribery	0	0	0	0
		Burglary/Breaking & Entering	3	2	1	0
		Counterfeiting/Forgery	1	0	0	0
		Destruction/Damage/Vandalism of Property	32	13	5	0
		Embezzlement	0	0	0	0
		Extortion/Blackmail	0	0	0	0
		False Pretenses/Swindle/Confidence Game	7	0	0	0
		Credit Card/Automated Teller Machine Fraud	1	0	0	0
		Impersonation	0	0	0	0
		Welfare Fraud	0	0	0	0
		Wire Fraud	0	0	0	0
		Identity Theft	0	0	0	0
		Hacking/Computer Invasion	0	0	0	0
		Robbery	0	0	0	0
		Pocket-picking	0	0	0	0
		Purse-snatching	0	0	0	0
		Shoplifting	1	1	0	0
		Theft From Building	0	0	0	0
		Theft From Coin Operated Machine or Device	0	0	0	0
		Theft From Motor Vehicle	3	0	0	0
		Theft of Motor Vehicle Parts/Accessories	0	0	0	0
		All Other Larceny	23	3	2	0
		Motor Vehicle Theft	1	0	0	0
		Stolen Property Offenses	0	0	0	0
		Crimes Against Society				
		Drug/Narcotic Violations	4	3	3	0
		Drug Equipment Violations	1	1	0	0
		Betting/Wagering	0	0	0	0
		Operating/Promoting/Assisting Gambling	0	0	0	0
		Gambling Equipment Violations	0	0	0	0
		Sports Tampering	0	0	0	0
		Pornography/Obscene Material	0	0	0	0
		Prostitution	0	0	0	0
		Assisting or Promoting Prostitution	0	0	0	0
		Purchasing Prostitution	0	0	0	0
		Weapon Law Violations	2	1	1	0
		Animal Cruelty	0	0	0	0
		Total Group A Offenses	137	63	38	3
Group B Arrests						
Offense	Adult	Juvenile				
Bad Checks	0	0				
Curfew/Loitering/Vagrancy Violations	0	0				
Disorderly Conduct	3	0				
Driving Under the Influence	9	0				
Drunkenness	0	0				
Family Offenses (Nonviolent)	0	0				
Liquor Law Violations	0	0				
Peeping Tom	0	0				
Trespass of Real Property	3	1				
All Other Offenses	34	0				
Total Group B	49	1				

(*) Offenses are counted using the FBI Units of Count for Crime

(**) The 'Arrests' column shows arrests made for incidents during the selected period, regardless of arrest date. Arrest counts for the same period may change over time.

Windham PD - ME0031500 - NIBRS Agency Crime Overview - 2021

2021 Population Estimate	19,118	Offenses (*)		Arrests (**)	
		Reported	Cleared	Adult	Juvenile
Offense Overview		Group A Offenses			
Offense Total	266	Crimes Against Persons			
Number Cleared	139	Murder and Nonnegligent Manslaughter			
Percent Cleared	52.26 %	Negligent Manslaughter			
Group A Crimes per 100,000 population	1,391.4	Kidnapping/Abduction			
		Rape			
		Sodomy			
		Sexual Assault With An Object			
		Fondling			
		Incest			
		Statutory Rape			
Arrest Overview		Crimes Against Property			
Total Arrests	246	Arson			
Adult Arrests	224	Bribery			
Juvenile Arrests	22	Burglary/Breaking & Entering			
Unknown Age	0	Counterfeiting/Forgery			
Arrests per 100,000 population	1,286.7	Destruction/Damage/Vandalism of Property			
		Embezzlement			
		Extortion/Blackmail			
		False Pretenses/Swindle/Confidence Game			
		Credit Card/Automated Teller Machine Fraud			
		Impersonation			
		Welfare Fraud			
		Wire Fraud			
		Identity Theft			
		Hacking/Computer Invasion			
		Robbery			
		Pocket-picking			
		Purse-snatching			
		Shoplifting			
		Theft From Building			
		Theft From Coin Operated Machine or Device			
		Theft From Motor Vehicle			
		Theft of Motor Vehicle Parts/Accessories			
		All Other Larceny			
		Motor Vehicle Theft			
		Stolen Property Offenses			
		Crimes Against Society			
		Drug/Narcotic Violations			
		Drug Equipment Violations			
		Betting/Wagering			
		Operating/Promoting/Assisting Gambling			
		Gambling Equipment Violations			
		Sports Tampering			
		Pornography/Obscene Material			
		Prostitution			
		Assisting or Promoting Prostitution			
		Purchasing Prostitution			
		Weapon Law Violations			
		Animal Cruelty			
		Total Group A Offenses			
Group B Arrests					
Offense	Adult	Juvenile			
Bad Checks	0	0	Extortion/Blackmail		
Curfew/Loitering/Vagrancy Violations	0	0	False Pretenses/Swindle/Confidence Game		
Disorderly Conduct	9	0	Credit Card/Automated Teller Machine Fraud		
Driving Under the Influence	36	0	Impersonation		
Drunkenness	0	0	Welfare Fraud		
Family Offenses (Nonviolent)	0	0	Wire Fraud		
Liquor Law Violations	1	2	Identity Theft		
Peeping Tom	0	0	Hacking/Computer Invasion		
Trespass of Real Property	5	0	Robbery		
All Other Offenses	67	0	Pocket-picking		
Total Group B	118	2	Purse-snatching		
			Shoplifting		
			Theft From Building		
			Theft From Coin Operated Machine or Device		
			Theft From Motor Vehicle		
			Theft of Motor Vehicle Parts/Accessories		
			All Other Larceny		
			Motor Vehicle Theft		
			Stolen Property Offenses		
			Crimes Against Society		
			Drug/Narcotic Violations		
			Drug Equipment Violations		
			Betting/Wagering		
			Operating/Promoting/Assisting Gambling		
			Gambling Equipment Violations		
			Sports Tampering		
			Pornography/Obscene Material		
			Prostitution		
			Assisting or Promoting Prostitution		
			Purchasing Prostitution		
			Weapon Law Violations		
			Animal Cruelty		
			Total Group A Offenses		

(*) Offenses are counted using the FBI Units of Count for Crime

(**) The 'Arrests' column shows arrests made for incidents during the selected period, regardless of arrest date. Arrest counts for the same period may change over time.

Winslow PD - ME0060700 - NIBRS Agency Crime Overview - 2021

2021 Population Estimate	7,641	Offenses (*)		Arrests (**)	
		Reported	Cleared	Adult	Juvenile
Offense Overview		Group A Offenses			
Offense Total	297	Crimes Against Persons			
Number Cleared	77	Murder and Nonnegligent Manslaughter			
Percent Cleared	25.93 %	Negligent Manslaughter			
Group A Crimes per 100,000 population	3,886.9	Kidnapping/Abduction			
		Rape			
		Sodomy			
		Sexual Assault With An Object			
		Fondling			
		Incest			
		Statutory Rape			
Arrest Overview		Crimes Against Property			
Total Arrests	163	Arson			
Adult Arrests	157	Bribery			
Juvenile Arrests	6	Burglary/Breaking & Entering			
Unknown Age	0	Counterfeiting/Forgery			
Arrests per 100,000 population	2,133.2	Destruction/Damage/Vandalism of Property			
		Embezzlement			
		Extortion/Blackmail			
		False Pretenses/Swindle/Confidence Game			
		Credit Card/Automated Teller Machine Fraud			
		Impersonation			
		Welfare Fraud			
		Wire Fraud			
		Identity Theft			
		Hacking/Computer Invasion			
		Robbery			
		Pocket-picking			
		Purse-snatching			
		Shoplifting			
		Theft From Building			
		Theft From Coin Operated Machine or Device			
		Theft From Motor Vehicle			
		Theft of Motor Vehicle Parts/Accessories			
		All Other Larceny			
		Motor Vehicle Theft			
		Stolen Property Offenses			
		Crimes Against Society			
		Drug/Narcotic Violations			
		Drug Equipment Violations			
		Betting/Wagering			
		Operating/Promoting/Assisting Gambling			
		Gambling Equipment Violations			
		Sports Tampering			
		Pornography/Obscene Material			
		Prostitution			
		Assisting or Promoting Prostitution			
		Purchasing Prostitution			
		Weapon Law Violations			
		Animal Cruelty			
		Total Group A Offenses			
Group B Arrests					
Offense	Adult	Juvenile			
Bad Checks	0	0	Extortion/Blackmail		
Curfew/Loitering/Vagrancy Violations	0	0	False Pretenses/Swindle/Confidence Game		
Disorderly Conduct	3	1	Credit Card/Automated Teller Machine Fraud		
Driving Under the Influence	49	0	Impersonation		
Drunkenness	0	0	Welfare Fraud		
Family Offenses (Nonviolent)	0	0	Wire Fraud		
Liquor Law Violations	3	4	Identity Theft		
Peeping Tom	0	0	Hacking/Computer Invasion		
Trespass of Real Property	0	0	Robbery		
All Other Offenses	55	1	Pocket-picking		
Total Group B	110	6	Purse-snatching		
			Shoplifting		
			Theft From Building		
			Theft From Coin Operated Machine or Device		
			Theft From Motor Vehicle		
			Theft of Motor Vehicle Parts/Accessories		
			All Other Larceny		
			Motor Vehicle Theft		
			Stolen Property Offenses		
			Crimes Against Society		
			Drug/Narcotic Violations		
			Drug Equipment Violations		
			Betting/Wagering		
			Operating/Promoting/Assisting Gambling		
			Gambling Equipment Violations		
			Sports Tampering		
			Pornography/Obscene Material		
			Prostitution		
			Assisting or Promoting Prostitution		
			Purchasing Prostitution		
			Weapon Law Violations		
			Animal Cruelty		
			Total Group A Offenses		

(*) Offenses are counted using the FBI Units of Count for Crime

(**) The 'Arrests' column shows arrests made for incidents during the selected period, regardless of arrest date. Arrest counts for the same period may change over time.

Winter Harbor PD - ME0051500 - NIBRS Agency Crime Overview - 2021

2021 Population Estimate	510	Offenses (*)		Arrests (**)		
		Reported	Cleared	Adult	Juvenile	
Offense Overview		Group A Offenses				
		Crimes Against Persons				
Offense Total	23	Murder and Nonnegligent Manslaughter	0	0	0	0
Number Cleared	4	Negligent Manslaughter	0	0	0	0
Percent Cleared	17.39 %	Kidnapping/Abduction	0	0	0	0
Group A Crimes per 100,000 population	4,509.8	Rape	0	0	0	0
		Sodomy	0	0	0	0
		Sexual Assault With An Object	0	0	0	0
		Fondling	0	0	0	0
		Incest	0	0	0	0
		Statutory Rape	0	0	0	0
Arrest Overview		Aggravated Assault	1	1	1	0
Total Arrests	10	Simple Assault	1	0	0	0
Adult Arrests	10	Intimidation	2	0	0	0
Juvenile Arrests	0	Human Trafficking, Commercial Sex Acts	0	0	0	0
Unknown Age	0	Human Trafficking, Involuntary Servitude	0	0	0	0
Arrests per 100,000 population	1,960.8	Crimes Against Property				
		Arson	0	0	0	0
		Bribery	0	0	0	0
		Burglary/Breaking & Entering	0	0	0	0
		Counterfeiting/Forgery	0	0	0	0
		Destruction/Damage/Vandalism of Property	5	0	0	0
		Embezzlement	0	0	0	0
		Extortion/Blackmail	0	0	0	0
		False Pretenses/Swindle/Confidence Game	6	1	0	0
		Credit Card/Automated Teller Machine Fraud	0	0	0	0
		Impersonation	0	0	0	0
		Welfare Fraud	0	0	0	0
		Wire Fraud	0	0	0	0
		Identity Theft	0	0	0	0
		Hacking/Computer Invasion	0	0	0	0
		Robbery	0	0	0	0
		Pocket-picking	0	0	0	0
		Purse-snatching	0	0	0	0
		Shoplifting	0	0	0	0
		Theft From Building	0	0	0	0
		Theft From Coin Operated Machine or Device	0	0	0	0
		Theft From Motor Vehicle	1	0	0	0
		Theft of Motor Vehicle Parts/Accessories	0	0	0	0
		All Other Larceny	3	0	0	0
		Motor Vehicle Theft	0	0	0	0
		Stolen Property Offenses	0	0	0	0
		Crimes Against Society				
		Drug/Narcotic Violations	3	1	1	0
		Drug Equipment Violations	1	1	0	0
		Betting/Wagering	0	0	0	0
		Operating/Promoting/Assisting Gambling	0	0	0	0
		Gambling Equipment Violations	0	0	0	0
		Sports Tampering	0	0	0	0
		Pornography/Obscene Material	0	0	0	0
		Prostitution	0	0	0	0
		Assisting or Promoting Prostitution	0	0	0	0
		Purchasing Prostitution	0	0	0	0
		Weapon Law Violations	0	0	0	0
		Animal Cruelty	0	0	0	0
		Total Group A Offenses	23	4	2	0
Group B Arrests						
Offense	Adult	Juvenile				
Bad Checks	0	0	Extortion/Blackmail	0	0	0
Curfew/Loitering/Vagrancy Violations	0	0	False Pretenses/Swindle/Confidence Game	6	1	0
Disorderly Conduct	0	0	Credit Card/Automated Teller Machine Fraud	0	0	0
Driving Under the Influence	1	0	Impersonation	0	0	0
Drunkenness	0	0	Welfare Fraud	0	0	0
Family Offenses (Nonviolent)	0	0	Wire Fraud	0	0	0
Liquor Law Violations	0	0	Identity Theft	0	0	0
Peeping Tom	0	0	Hacking/Computer Invasion	0	0	0
Trespass of Real Property	0	0	Robbery	0	0	0
All Other Offenses	7	0	Pocket-picking	0	0	0
Total Group B	8	0	Purse-snatching	0	0	0
			Shoplifting	0	0	0
			Theft From Building	0	0	0
			Theft From Coin Operated Machine or Device	0	0	0
			Theft From Motor Vehicle	1	0	0
			Theft of Motor Vehicle Parts/Accessories	0	0	0
			All Other Larceny	3	0	0
			Motor Vehicle Theft	0	0	0
			Stolen Property Offenses	0	0	0
			Crimes Against Society			
			Drug/Narcotic Violations	3	1	1
			Drug Equipment Violations	1	1	0
			Betting/Wagering	0	0	0
			Operating/Promoting/Assisting Gambling	0	0	0
			Gambling Equipment Violations	0	0	0
			Sports Tampering	0	0	0
			Pornography/Obscene Material	0	0	0
			Prostitution	0	0	0
			Assisting or Promoting Prostitution	0	0	0
			Purchasing Prostitution	0	0	0
			Weapon Law Violations	0	0	0
			Animal Cruelty	0	0	0
			Total Group A Offenses	23	4	2

(*) Offenses are counted using the FBI Units of Count for Crime

(**) The 'Arrests' column shows arrests made for incidents during the selected period, regardless of arrest date. Arrest counts for the same period may change over time.

Winthrop PD - ME0060800 - NIBRS Agency Crime Overview - 2021

2021 Population Estimate	6,023	Offenses (*)		Arrests (**)		
		Reported	Cleared	Adult	Juvenile	
Offense Overview		Group A Offenses				
		Crimes Against Persons				
Offense Total	166	Murder and Nonnegligent Manslaughter	0	0	0	0
Number Cleared	62	Negligent Manslaughter	0	0	0	0
Percent Cleared	37.35 %	Kidnapping/Abduction	0	0	0	0
Group A Crimes per 100,000 population	2,756.1	Rape	0	0	1	0
		Sodomy	1	1	0	0
		Sexual Assault With An Object	0	0	0	0
		Fondling	2	0	0	0
		Incest	0	0	0	0
		Statutory Rape	0	0	0	0
Arrest Overview		Aggravated Assault	4	4	2	0
Total Arrests	97	Simple Assault	23	20	12	3
Adult Arrests	84	Intimidation	21	12	4	2
Juvenile Arrests	13	Human Trafficking, Commercial Sex Acts	0	0	0	0
Unknown Age	0	Human Trafficking, Involuntary Servitude	0	0	0	0
Arrests per 100,000 population	1,610.5	Crimes Against Property				
		Arson	0	0	0	0
		Bribery	0	0	0	0
		Burglary/Breaking & Entering	7	2	0	1
		Counterfeiting/Forgery	0	0	0	0
		Destruction/Damage/Vandalism of Property	35	7	4	1
		Embezzlement	0	0	0	0
		Extortion/Blackmail	0	0	0	0
		False Pretenses/Swindle/Confidence Game	28	0	0	0
		Credit Card/Automated Teller Machine Fraud	0	0	0	0
		Impersonation	0	0	0	0
		Welfare Fraud	0	0	0	0
		Wire Fraud	0	0	0	0
		Identity Theft	0	0	0	0
		Hacking/Computer Invasion	0	0	0	0
		Robbery	1	1	0	0
		Pocket-picking	0	0	0	0
		Purse-snatching	0	0	0	0
		Shoplifting	1	0	2	0
		Theft From Building	6	2	0	0
		Theft From Coin Operated Machine or Device	0	0	0	0
		Theft From Motor Vehicle	0	0	0	0
		Theft of Motor Vehicle Parts/Accessories	2	0	0	0
		All Other Larceny	22	5	3	0
		Motor Vehicle Theft	6	2	1	1
		Stolen Property Offenses	0	0	0	0
		Crimes Against Society				
		Drug/Narcotic Violations	6	5	3	0
		Drug Equipment Violations	1	1	0	0
		Betting/Wagering	0	0	0	0
		Operating/Promoting/Assisting Gambling	0	0	0	0
		Gambling Equipment Violations	0	0	0	0
		Sports Tampering	0	0	0	0
		Pornography/Obscene Material	0	0	0	0
		Prostitution	0	0	0	0
		Assisting or Promoting Prostitution	0	0	0	0
		Purchasing Prostitution	0	0	0	0
		Weapon Law Violations	0	0	0	0
		Animal Cruelty	0	0	0	0
		Total Group A Offenses	166	62	32	8
Group B Arrests						
Offense	Adult	Juvenile				
Bad Checks	0	0				
Curfew/Loitering/Vagrancy Violations	0	0				
Disorderly Conduct	7	0				
Driving Under the Influence	18	0				
Drunkenness	0	0				
Family Offenses (Nonviolent)	1	0				
Liquor Law Violations	1	1				
Peeping Tom	0	0				
Trespass of Real Property	4	0				
All Other Offenses	21	4				
Total Group B	52	5				

(*) Offenses are counted using the FBI Units of Count for Crime

(**) The 'Arrests' column shows arrests made for incidents during the selected period, regardless of arrest date. Arrest counts for the same period may change over time.

Wiscasset PD - ME0080400 - NIBRS Agency Crime Overview - 2021

2021 Population Estimate	3,750	Offenses (*)		Arrests (**)		
		Reported	Cleared	Adult	Juvenile	
Offense Overview		Group A Offenses				
		Crimes Against Persons				
Offense Total	149	Murder and Nonnegligent Manslaughter	0	0	0	0
Number Cleared	96	Negligent Manslaughter	0	0	0	0
Percent Cleared	64.43 %	Kidnapping/Abduction	0	0	0	0
Group A Crimes per 100,000 population	3,973.3	Rape	1	0	0	0
		Sodomy	0	0	0	0
		Sexual Assault With An Object	0	0	0	0
		Fondling	0	0	0	0
		Incest	0	0	0	0
		Statutory Rape	1	0	0	0
Arrest Overview		Aggravated Assault	3	3	3	0
Total Arrests	189	Simple Assault	28	22	17	1
Adult Arrests	182	Intimidation	42	32	17	1
Juvenile Arrests	7	Human Trafficking, Commercial Sex Acts	0	0	0	0
Unknown Age	0	Human Trafficking, Involuntary Servitude	0	0	0	0
Arrests per 100,000 population	5,040.0	Crimes Against Property				
		Arson	0	0	0	0
		Bribery	0	0	0	0
		Burglary/Breaking & Entering	2	0	0	0
		Counterfeiting/Forgery	1	0	0	0
		Destruction/Damage/Vandalism of Property	23	10	1	0
		Embezzlement	0	0	0	0
		Extortion/Blackmail	0	0	0	0
		False Pretenses/Swindle/Confidence Game	3	0	0	0
		Credit Card/Automated Teller Machine Fraud	0	0	0	0
		Impersonation	0	0	0	0
		Welfare Fraud	0	0	0	0
		Wire Fraud	0	0	0	0
		Identity Theft	0	0	0	0
		Hacking/Computer Invasion	0	0	0	0
		Robbery	0	0	0	0
		Pocket-picking	0	0	0	0
		Purse-snatching	0	0	0	0
		Shoplifting	1	1	1	0
		Theft From Building	0	0	0	0
		Theft From Coin Operated Machine or Device	0	0	0	0
		Theft From Motor Vehicle	0	0	0	0
		Theft of Motor Vehicle Parts/Accessories	0	0	0	0
		All Other Larceny	19	4	5	0
		Motor Vehicle Theft	0	0	0	0
		Stolen Property Offenses	0	0	0	0
		Crimes Against Society				
		Drug/Narcotic Violations	20	19	15	0
		Drug Equipment Violations	5	5	0	0
		Betting/Wagering	0	0	0	0
		Operating/Promoting/Assisting Gambling	0	0	0	0
		Gambling Equipment Violations	0	0	0	0
		Sports Tampering	0	0	0	0
		Pornography/Obscene Material	0	0	0	0
		Prostitution	0	0	0	0
		Assisting or Promoting Prostitution	0	0	0	0
		Purchasing Prostitution	0	0	0	0
		Weapon Law Violations	0	0	0	0
		Animal Cruelty	0	0	0	0
		Total Group A Offenses	149	96	59	2
Group B Arrests						
Offense	Adult	Juvenile				
Bad Checks	0	0				
Curfew/Loitering/Vagrancy Violations	0	0				
Disorderly Conduct	5	1				
Driving Under the Influence	43	1				
Drunkenness	0	0				
Family Offenses (Nonviolent)	0	0				
Liquor Law Violations	0	0				
Peeping Tom	0	0				
Trespass of Real Property	2	0				
All Other Offenses	73	3				
Total Group B	123	5				

(*) Offenses are counted using the FBI Units of Count for Crime

(**) The 'Arrests' column shows arrests made for incidents during the selected period, regardless of arrest date. Arrest counts for the same period may change over time.

Yarmouth PD - ME0031400 - NIBRS Agency Crime Overview - 2021

2021 Population Estimate	8,628	Offenses (*)		Arrests (**)	
		Reported	Cleared	Adult	Juvenile
Offense Overview		Group A Offenses			
Offense Total	118	Crimes Against Persons			
Number Cleared	34	Murder and Nonnegligent Manslaughter			
Percent Cleared	28.81 %	Negligent Manslaughter			
Group A Crimes per 100,000 population	1,367.6	Kidnapping/Abduction			
		Rape			
		Sodomy			
		Sexual Assault With An Object			
		Fondling			
		Incest			
		Statutory Rape			
Arrest Overview		Crimes Against Property			
Total Arrests	67	Arson			
Adult Arrests	43	Bribery			
Juvenile Arrests	24	Burglary/Breaking & Entering			
Unknown Age	0	Counterfeiting/Forgery			
Arrests per 100,000 population	776.5	Destruction/Damage/Vandalism of Property			
		Embezzlement			
		Extortion/Blackmail			
		False Pretenses/Swindle/Confidence Game			
		Credit Card/Automated Teller Machine Fraud			
		Impersonation			
		Welfare Fraud			
		Wire Fraud			
		Identity Theft			
		Hacking/Computer Invasion			
		Robbery			
		Pocket-picking			
		Purse-snatching			
		Shoplifting			
		Theft From Building			
		Theft From Coin Operated Machine or Device			
		Theft From Motor Vehicle			
		Theft of Motor Vehicle Parts/Accessories			
		All Other Larceny			
		Motor Vehicle Theft			
		Stolen Property Offenses			
		Crimes Against Society			
		Drug/Narcotic Violations			
		Drug Equipment Violations			
		Betting/Wagering			
		Operating/Promoting/Assisting Gambling			
		Gambling Equipment Violations			
		Sports Tampering			
		Pornography/Obscene Material			
		Prostitution			
		Assisting or Promoting Prostitution			
		Purchasing Prostitution			
		Weapon Law Violations			
		Animal Cruelty			
		Total Group A Offenses			
Group B Arrests					
Offense	Adult	Juvenile			
Bad Checks	0	0	Extortion/Blackmail		
Curfew/Loitering/Vagrancy Violations	0	0	False Pretenses/Swindle/Confidence Game		
Disorderly Conduct	0	1	Credit Card/Automated Teller Machine Fraud		
Driving Under the Influence	8	1	Impersonation		
Drunkenness	0	0	Welfare Fraud		
Family Offenses (Nonviolent)	0	0	Wire Fraud		
Liquor Law Violations	2	7	Identity Theft		
Peeping Tom	0	0	Hacking/Computer Invasion		
Trespass of Real Property	0	0	Robbery		
All Other Offenses	18	1	Pocket-picking		
			Purse-snatching		
			Shoplifting		
			Theft From Building		
			Theft From Coin Operated Machine or Device		
			Theft From Motor Vehicle		
			Theft of Motor Vehicle Parts/Accessories		
			All Other Larceny		
			Motor Vehicle Theft		
			Stolen Property Offenses		
			Crimes Against Society		
			Drug/Narcotic Violations		
			Drug Equipment Violations		
			Betting/Wagering		
			Operating/Promoting/Assisting Gambling		
			Gambling Equipment Violations		
			Sports Tampering		
			Pornography/Obscene Material		
			Prostitution		
			Assisting or Promoting Prostitution		
			Purchasing Prostitution		
			Weapon Law Violations		
			Animal Cruelty		
			Total Group A Offenses		

(*) Offenses are counted using the FBI Units of Count for Crime

(**) The 'Arrests' column shows arrests made for incidents during the selected period, regardless of arrest date. Arrest counts for the same period may change over time.

This report is valid as of September 30, 2022 and is subject to change

York PD - ME0161600 - NIBRS Agency Crime Overview - 2021

2021 Population Estimate	13,413	Offenses (*)		Arrests (**)		
		Reported	Cleared	Adult	Juvenile	
Offense Overview		Group A Offenses				
		Crimes Against Persons				
Offense Total	307	Murder and Nonnegligent Manslaughter	1	0	0	0
Number Cleared	79	Negligent Manslaughter	0	0	0	0
Percent Cleared	25.73 %	Kidnapping/Abduction	0	0	0	0
Group A Crimes per 100,000 population	2,288.8	Rape	1	0	0	0
		Sodomy	0	0	0	0
		Sexual Assault With An Object	0	0	0	0
		Fondling	4	1	0	0
		Incest	0	0	0	0
		Statutory Rape	1	0	0	0
Arrest Overview		Aggravated Assault	3	3	3	0
Total Arrests	269	Simple Assault	56	30	23	2
Adult Arrests	263	Intimidation	10	4	2	0
Juvenile Arrests	6	Human Trafficking, Commercial Sex Acts	0	0	0	0
Unknown Age	0	Human Trafficking, Involuntary Servitude	0	0	0	0
Arrests per 100,000 population	2,005.5	Crimes Against Property				
		Arson	1	0	0	0
		Bribery	0	0	0	0
		Burglary/Breaking & Entering	8	1	1	0
		Counterfeiting/Forgery	3	0	0	0
		Destruction/Damage/Vandalism of Property	46	4	2	0
		Embezzlement	0	0	0	0
		Extortion/Blackmail	1	0	0	0
		False Pretenses/Swindle/Confidence Game	24	0	0	0
		Credit Card/Automated Teller Machine Fraud	15	1	0	0
		Impersonation	0	0	0	0
		Welfare Fraud	0	0	0	0
		Wire Fraud	1	0	0	0
		Identity Theft	2	0	0	0
		Hacking/Computer Invasion	0	0	0	0
		Robbery	1	0	0	0
		Pocket-picking	0	0	0	0
		Purse-snatching	0	0	0	0
		Shoplifting	0	0	0	0
		Theft From Building	0	0	0	0
		Theft From Coin Operated Machine or Device	0	0	0	0
		Theft From Motor Vehicle	23	3	2	0
		Theft of Motor Vehicle Parts/Accessories	0	0	0	0
		All Other Larceny	76	10	8	0
		Motor Vehicle Theft	1	0	0	0
		Stolen Property Offenses	0	0	0	0
		Crimes Against Society				
		Drug/Narcotic Violations	25	21	12	1
		Drug Equipment Violations	3	1	0	0
		Betting/Wagering	0	0	0	0
		Operating/Promoting/Assisting Gambling	0	0	0	0
		Gambling Equipment Violations	0	0	0	0
		Sports Tampering	0	0	0	0
		Pornography/Obscene Material	1	0	0	0
		Prostitution	0	0	0	0
		Assisting or Promoting Prostitution	0	0	0	0
		Purchasing Prostitution	0	0	0	0
		Weapon Law Violations	0	0	0	0
		Animal Cruelty	0	0	0	0
		Total Group A Offenses	307	79	53	3
Group B Arrests						
Offense	Adult	Juvenile				
Bad Checks	0	0	Extortion/Blackmail	1	0	0
Curfew/Loitering/Vagrancy Violations	0	0	False Pretenses/Swindle/Confidence Game	24	0	0
Disorderly Conduct	8	0	Credit Card/Automated Teller Machine Fraud	15	1	0
Driving Under the Influence	122	1	Impersonation	0	0	0
Drunkenness	0	0	Welfare Fraud	0	0	0
Family Offenses (Nonviolent)	0	0	Wire Fraud	1	0	0
Liquor Law Violations	1	0	Identity Theft	2	0	0
Peeping Tom	0	0	Hacking/Computer Invasion	0	0	0
Trespass of Real Property	8	0	Robbery	1	0	0
All Other Offenses	71	2	Pocket-picking	0	0	0
Total Group B	210	3	Purse-snatching	0	0	0
			Shoplifting	0	0	0
			Theft From Building	0	0	0
			Theft From Coin Operated Machine or Device	0	0	0
			Theft From Motor Vehicle	23	3	2
			Theft of Motor Vehicle Parts/Accessories	0	0	0
			All Other Larceny	76	10	8
			Motor Vehicle Theft	1	0	0
			Stolen Property Offenses	0	0	0
			Crimes Against Society			
			Drug/Narcotic Violations	25	21	12
			Drug Equipment Violations	3	1	0
			Betting/Wagering	0	0	0
			Operating/Promoting/Assisting Gambling	0	0	0
			Gambling Equipment Violations	0	0	0
			Sports Tampering	0	0	0
			Pornography/Obscene Material	1	0	0
			Prostitution	0	0	0
			Assisting or Promoting Prostitution	0	0	0
			Purchasing Prostitution	0	0	0
			Weapon Law Violations	0	0	0
			Animal Cruelty	0	0	0
			Total Group A Offenses	307	79	53

(*) Offenses are counted using the FBI Units of Count for Crime

(**) The 'Arrests' column shows arrests made for incidents during the selected period, regardless of arrest date. Arrest counts for the same period may change over time.

York SO - ME0160000 - NIBRS Agency Crime Overview - 2021

2021 Population Estimate	54,288	Offenses (*)		Arrests (**)	
		Reported	Cleared	Adult	Juvenile
Offense Overview		Group A Offenses			
Offense Total	783	Crimes Against Persons			
Number Cleared	247	Murder and Nonnegligent Manslaughter			
Percent Cleared	31.55 %	Negligent Manslaughter			
Group A Crimes per 100,000 population	1,442.3	Kidnapping/Abduction			
		Rape			
		Sodomy			
		Sexual Assault With An Object			
		Fondling			
		Incest			
		Statutory Rape			
Arrest Overview		Crimes Against Property			
Total Arrests	521	Arson			
Adult Arrests	487	Bribery			
Juvenile Arrests	34	Burglary/Breaking & Entering			
Unknown Age	0	Counterfeiting/Forgery			
Arrests per 100,000 population	959.7	Destruction/Damage/Vandalism of Property			
		Embezzlement			
		Extortion/Blackmail			
		False Pretenses/Swindle/Confidence Game			
		Credit Card/Automated Teller Machine Fraud			
		Impersonation			
		Welfare Fraud			
		Wire Fraud			
		Identity Theft			
		Hacking/Computer Invasion			
		Robbery			
		Pocket-picking			
		Purse-snatching			
		Shoplifting			
		Theft From Building			
		Theft From Coin Operated Machine or Device			
		Theft From Motor Vehicle			
		Theft of Motor Vehicle Parts/Accessories			
		All Other Larceny			
		Motor Vehicle Theft			
		Stolen Property Offenses			
		Crimes Against Society			
		Drug/Narcotic Violations			
		Drug Equipment Violations			
		Betting/Wagering			
		Operating/Promoting/Assisting Gambling			
		Gambling Equipment Violations			
		Sports Tampering			
		Pornography/Obscene Material			
		Prostitution			
		Assisting or Promoting Prostitution			
		Purchasing Prostitution			
		Weapon Law Violations			
		Animal Cruelty			
		Total Group A Offenses			
Group B Arrests					
Offense	Adult	Juvenile			
Bad Checks	3	0			
Curfew/Loitering/Vagrancy Violations	0	0			
Disorderly Conduct	4	1			
Driving Under the Influence	60	1			
Drunkenness	0	0			
Family Offenses (Nonviolent)	1	0			
Liquor Law Violations	6	0			
Peeping Tom	0	0			
Trespass of Real Property	11	0			
All Other Offenses	225	6			
Total Group B	310	8			
			783	247	177
					26

(*) Offenses are counted using the FBI Units of Count for Crime

(**) The 'Arrests' column shows arrests made for incidents during the selected period, regardless of arrest date. Arrest counts for the same period may change over time.