

MAINE STATE LEGISLATURE

The following document is provided by the
LAW AND LEGISLATIVE DIGITAL LIBRARY
at the Maine State Law and Legislative Reference Library
<http://legislature.maine.gov/lawlib>



Reproduced from electronic originals
(may include minor formatting differences from printed original)



**State of Maine
Department of Public Safety**

STATE



CITY

COUNTY

**CRIME IN MAINE
2020**

STATE OF MAINE

DEPARTMENT OF PUBLIC SAFETY

Janet T. Mills, Governor

Michael J. Sauschuck, Commissioner
Department of Public Safety

John Cote, Chief
Maine State Police

Christopher B. Grotton, Major
Support Services Division

ACKNOWLEDGMENTS

The Maine State Police would like to express its appreciation to the following personnel who assisted in this publication:

UCR DIVISION

Mathew R. Ruel, Sergeant Jonathan Wilson, Supervisors
Jessica L. Cummings, Publication Coordinator

PUBLIC INFORMATION OFFICER

Shannon Moss

MANAGEMENT INFORMATION SERVICES

Steven A. Francoeur, Systems Analyst

The UCR Program is grateful for the continued support and cooperation from all submitting agencies, Maine Chiefs of Police Association and the Maine Sheriffs Association.

This publication is issued by the Maine Department of Public Safety, Maine State Police, as authorized by MRSA Title 25, §1544, to inform the Governor, Legislature and law enforcement agencies of the nature and extent of crime in the State of Maine.

Prepared by:
Uniform Crime Reporting Division
45 Commerce Drive, Suite 1, Augusta, Maine 04333-0042
(207) 624-7276



Janet T. Mills
Governor

Michael J. Sauschuck
Commissioner

STATE OF MAINE
Department of Public Safety
MAINE STATE POLICE

45 Commerce Drive - Suite 1
Augusta, Maine 04333



COL. John E. Cote
Chief

LTC. William S. Harwood
Deputy Chief

September 29, 2021

Honorable Janet T. Mills
Governor, State of Maine
1 State House Station
Augusta, ME 04333-0001

Dear Governor Mills:

Once again it is my privilege to submit to you and the members of the 130th Legislature the "2020 Crimes in Maine Annual Report" pursuant to section 1544 of Title 25 of the Maine Revised Statutes Annotated. This report is the product of the cooperative collection and submission efforts of more than 130 municipal, county and state law enforcement agencies in Maine to the Uniform Crime Reporting Unit of the Maine State Police.

Uniform Crime Reporting data provides law enforcement administrators, lawmakers, special interest groups and the public with valuable information that supports the formulation of public safety policy in the areas of law enforcement and crime prevention.

The statistics continue to show that Maine is one of the safest places in the nation to live. This fact is related directly to the hard work and cooperation that exists within Maine's law enforcement community and its many partners in the public and private sectors.

We are sincerely grateful for the continued participation by Maine's police chiefs and sheriffs in this valuable program.

Sincerely,

Colonel John Cote
Maine State Police

++ INTEGRITY ++ ++ FAIRNESS ++ ++ COMPASSION ++ ++ EXCELLENCE ++

(207) 624-7700 (Voice)

(207) 287-3042 (Fax)

TTY Hear: 711

DEDICATION

This publication is dedicated to Maine's fallen heroes, the 87 police officers who have died in the line of duty. Their names are engraved in granite on the Maine Law Enforcement Officer's Memorial in Augusta, next to the State House. The memorial was dedicated on May 25, 1991, following a fund-raising effort by the Maine Chiefs of Police Association. Uniform Crime Reporting assisted that effort by providing historical research on each officer.

The Maine Uniform Crime Reporting Program joins the criminal justice community in the state of Maine in extending sincere sympathy to the families of these law enforcement officers killed in the line of duty in Maine's history.

EBENEZER PARKER

Jan. 1808
Cumberland SO

JOHN T. DOWNES

Jan. 28, 1811
Washington SO

JAMES P. ROBBINS

June 14, 1879
Rockland PD

WILLIAM LAWRENCE

Sept. 3, 1883
Bath PD

THOMAS F. MALLOY

Oct. 9, 1884
Kennebec SO

RUFUS R. LISHNESS

Nov. 4, 1884
Augusta PD

CHARLES W. NILES

Nov. 8, 1886
Maine Warden Service

LYMAN O. HILL

Nov. 8, 1886
Maine Warden Service

GRANVILLE A. HAYDEN

Apr. 30, 1893
Aroostook SO

HARRISON A. WHITMAN

Nov. 18, 1893
Oxford SO

PATRICK H. JORDON

Mar. 7, 1903
Bangor PD

JOHN WEBSTER

Nov. 22, 1911
Hancock SO

EDWARD FINN

Nov. 22, 1911
Hancock SO

MAURICE D. BEANE

June 18, 1913
Passadumkeag PD

HAROLD C. HILLMAN

Dec. 21, 1914
Aroostook SO

CHARLES E. McINTOSH

Dec. 16, 1915
Portland PD

JOSEPH GOULET

June 15, 1920
Biddeford PD

ARTHUR G. DEAG

July 19, 1921
Maine Warden Service

LESLIE ROBINSON

Oct. 8, 1921
Maine Warden Service

MERTLEY E. JOHNSTON

Nov. 14, 1922
Maine Warden Service

DAVID F. BROWN

Nov. 14, 1922
Maine Warden Service

EMERY O. GOOCH

Aug. 9, 1924
Maine State Police

FRED A. FOSTER

Aug. 30, 1925
Maine State Police

LEE H. PARKER

Sept. 1, 1927
Maine Warden Service

FRANK C. WING

Aug. 19, 1928
Maine State Police

SELDON L. JONES

May 17, 1930
Augusta PD

MICHAEL T. CONNOLLY

Aug. 15, 1930
Portland PD

HANS P. SMITH

Sept. 16, 1930
Portland PD

JOSEPH HONORE DUTREMBLE

Apr. 8, 1932
Biddeford PD

EDWARD F. O'DONNELL

July 29, 1932
Biddeford PD

FRANK H. CURTIS

Nov. 18, 1932
Aroostook SO

REUBEN BLACKMAN

May 5, 1933
Lincoln SO

JEAN BAPTISTE JALBERT

May 13, 1933
Maine Warden Service

ROBERT L. MOORE

Oct. 22, 1935
Maine Warden Service

THOMAS E. GIGGEY

Nov. 24, 1936
Ft. Fairfield PD

JOHN D. CHAPMAN

Feb. 16, 1938
Rockland PD

THAXTER M. REARDON

June 5, 1938
Millinocket PD

KARL A. JACOBSON

Nov. 13, 1958
National Park Service

E. DEAN PRAY

Aug. 20, 1940
Cumberland SO

RANDALL E. SHELLEY

June 3, 1946
Maine Warden Service

CLAUDE W. KIMBALL

Sept. 17, 1948
Penobscot SO

NORMAN C. PHILBRICK

July 7, 1949
Auburn PD

FRANCIS A. MURRAY

June 28, 1950
Bangor PD

HOWARD W. EYE

Aug. 18, 1951
Calais PD

GEORGE E. TOWNSEND

Aug. 27, 1956
Maine Warden Service

PAUL J. SIMARD

July 7, 1958
Lewiston PD

PIERRE A. HARNOIS

May 14, 1959
Westbrook PD

FRANK E. ROSS JR.

Sept. 4, 1959
Knox SO

FRANK J. BUZYNSKI

Sept. 4, 1959
Knox SO

JOHN E. SUTTON

Sept. 20, 1963
U. of M. Orono PD

CHARLES C. BLACK

July 9, 1964
Maine State Police

HERBERT E. TOWNE

Nov. 18, 1964
Newport PD

RALPH W. HEATH

Oct. 29, 1965
Baxter State Park

DALE A. MacDONALD

Nov. 26, 1965
Somerset SO

RALPH A. CHASE

Jan. 1, 1966
Gardiner PD

JEAN C. MONDVILLE

Oct. 29, 1966
Biddeford PD

R. LYLE FROST JR.

July 1, 1968
Maine Warden Service

RICHARD E. VARNEY

Sept. 27, 1972
Maine Warden Service

ELLIOTT S. JOHNSON

Sept. 1, 1973
Thomaston PD

LOUIS E. DAIGLE

Nov. 6, 1974
Madawaska PD

FRANK H. ELLIOTT

Dec. 15, 1976
Thomaston PD

CHARLES J. WILSON

Mar. 2, 1977
Penobscot SO

TIMOTHY L. WILLARD

Dec. 29, 1978
Paris PD

THOMAS J. MERRY

July 12, 1980
Maine State Police

RODNEY C. BONNEY

Apr. 6, 1981
Auburn PD

CARROLL W. MILLETT

Mar. 17, 1982
Paris PD

ROBERT J. GALLANT

Sept. 11, 1982
Berwick PD

DONALD E. DAVEY

July 30, 1984
Lincoln SO

MICHAEL R. VEILLEUX

June 17, 1986
Maine State Police

JEFFREY L. BULL

May 9, 1987
Lebanon PD

DAVID R. PAYNE

July 23, 1988
Lewiston PD

JOSIAH B. MAHAR

Sept. 23, 1988
US Border Patrol

GILES R. LANDRY

Mar. 31, 1989
Maine State Police

WILLIAM A. WILLIAMS

Oct. 13, 1989
Oxford SO

JIM SWINT

Oct. 1, 1990
Brunswick PD

WILLIAM F. HANRAHAN

Nov. 21, 1992
Maine Warden Service

JEFFREY S. PAROLA

Nov. 13, 1994
Maine State Police

JAMES A. GRIFFITH

April 15, 1996
Maine State Police

GLENN STRANGE

Oct. 17, 1997
Maine State Police

NORMAN J. DUBE

Nov. 7, 1997
Aroostook SO

CHARLES R. BAKER SR.

Dec. 18, 1999
Somerset SO

DAVID RANCOURT

Nov. 4, 2006
Androscoggin SO

DARYL R. GORDON

March 24, 2011
Maine Warden Service

NATHAN M. DESJARDINS

June 6, 2017
Fryeburg PD

MERLE D. NILES

May 29, 1961
Bath PD

EUGENE P. COLE

April 25, 2018
Somerset SO

BENJAMIN J. CAMPBELL

April 3, 2019
Maine State Police

TABLE OF CONTENTS

Crime in Maine — Highlights and Crime Clock	7–9
Crime Summary (Ten-Year Trend)	10–11
Introduction	12
National UCR Reporting System	12
Maine UCR Program Development	12–13
Crime Factors	13–14
UCR Potential Uses	14–15
Objectives of Uniform Crime Reporting	15
Crime Index	15–16
Reporting Procedure	16
Verification Procedure	16–17
Statement of Policy for Release of UCR Statistical Information	17
Profile of the State of Maine	18
Crime Rates, Crime by County	19–20
Comparative and Clearance Data — State, New England, National	21
Index Crimes	
Violent Crimes	22
Property Crimes	23
Murder and Non-negligent Manslaughter	24–27
Rape	28
Robbery	29–30
Aggravated Assault	31–32
Domestic Violence	32–33
Burglary	34–35
Larceny-Theft	35–36
Motor Vehicle Theft	37
Arson	38–39
Hate Crime	39–42
Stolen and Recovered Property Values	43
Clearance Rate	44–45
Arrest Data	46–47
Arrests by Agency	47–68
Number of Persons Arrested by Age Category	69
Total State Arrests by Age, Sex, Offense Classification	70–71
Arrests by Race and Ethnicity	72–76
Arrests — Drug and Liquor Violations	77–79
Ten-Year Arrest Data	80–81
Police Employment Data	82–84
Assaults on Law Enforcement Officers	85–86
County Crime Analysis	87–94
Programmed Crime Profiles	95–99
Transitioning from Summary UCR to IBR	100–156
Classification of Offenses	157–160
Calculation of Rates	161
Authority	162

CRIME IN MAINE 2020 — HIGHLIGHTS

During 2020 the crime clock average in Maine reflected the following:

VIOLENT CRIMES: 1 every 5 hours, 58 minutes.....1 Murder every 16 days, 15 hours, 16 minutes
 1 Rape every 17 hours, 58 minutes
 1 Robbery every 51 hours, 22 minutes
 1 Aggravated Assault every 11 hours, 7 minutes

PROPERTY CRIMES: 1 every 33 minutes, 12 seconds.....1 Burglary every 4 hours, 21 minutes, 2 seconds
 1 Larceny every 41 minutes, 7 seconds
 1 Motor Vehicle Theft every 10 hours, 15 minutes
 1 Arson every 2 days, 1 hour, 4 minutes

CRIME RATE.....The Crime Rate is based on the occurrence of an Index Offense per 1,000 residents of the state. Local and county rates are based on their individual populations. The State Crime Rate for 2020 was 12.85 per 1,000. The comparable rate for 2019 was 13.74. The 2020 state population is estimated at 1,350,141 persons.

INDEX OFFENSES.....There were 17,347 Index Offenses reported by police during 2020 — a decrease of 1,117 offenses (6.0%) from the 18,464 similar offenses reported in 2019.

VIOLENT CRIMES.....Murder, Rape, Robbery and Aggravated Assault make up the Violent Crimes category. Violent crimes as a group decreased by 72 offenses from 2019 for a 4.7% decrease. During 2020 violent crimes totaled 1,472, compared to a 2019 total of 1,544. Violent crimes accounted for 8.5% of all reported index crimes (8.4% in 2019) and represent a crime rate of 1.09 per 1,000 population.

PROPERTY CRIMES.....Property Crimes, consisting of Burglary, Larceny, Motor Vehicle Theft and Arson, fell in 2020 by 1,045 offenses (6.2%) from 2019. There were 15,875 offenses reported in 2020 with 16,920 being shown for 2019. Property crimes account for 91.5% of all index crimes with a crime rate of 11.76 per 1,000 population.

MURDER.....There were 22 murders committed in Maine during 2020 — the same number as the 22 murders reported in 2019. Law enforcement cleared 17 murders this year. Maine's 10-year average is 22 homicides annually.

RAPE	Rapes decreased by 25 reported offenses during 2020. There were 489 offenses reported to police in 2020, compared to 514 in 2019. Of the total, 475 were actual rapes, while 14 were classified as attempts to commit rape.
ROBBERY	Robberies decreased by 11.4% (22 offenses) during 2020, from 193 in 2019 to 171 in 2020.
AGGRAVATED ASSAULT	Law enforcement reported 790 Aggravated Assaults during 2020, a decrease of 3.1% from the 2019 figure of 815. Simple assaults (a non-index crime) increased by 12.1% during 2020 with 11,281 offenses reported.
DOMESTIC VIOLENCE	All offenses of assault between family or household members are reported as Domestic Assault and account for 28.7% of all assaults. During 2020 police reported 3,468 offenses, a decrease of 221 (6.0%) from the 3,689 offenses reported in 2019.
BURGLARY	The number of Burglaries during 2020 fell by 13.7% compared with those in 2019. There was a decrease of 321 from the 2019 total of 2,340. The 2,019 burglaries reported statewide resulted in property loss totaling \$3,198,923. Burglaries represent 11.6% of all reported index offenses.
LARCENY-THEFT	The crime of Larceny decreased during 2020 by 6.5% from the 13,711 larceny offenses reported in 2019. Police reported 12,820 larceny crimes during 2020. Shoplifting decreased 23.9% and thefts from motor vehicles decreased 16.0% for 32.3% of all larceny crimes reported.
MOTOR VEHICLE THEFT	Motor Vehicle Theft registered an increase of 133 offenses during 2020, from 724 in 2019 to 857. A high of 2,764 motor vehicles were reported stolen during 1978.
ARSON	The crime of Arson was added to the list of reportable index crimes in 1980. During 2020 there were 179 arsons reported, up 34 (23.4%) from the 145 arsons reported for 2019. Estimated property loss caused by arson totaled nearly \$3 million during 2020 — down 14.5%.
HATE CRIME	Beginning in 1992, Hate Crime was added as a new reporting requirement. During 2020, police reported 83 incidents involving 84 victims and resulting in a total of 83 offenses. This figure represented a 436.8% increase from the 2019 total of 19 offenses (19 incidents involving 21 victims).

STOLEN/RECOVERED PROPERTY	During 2019 law enforcement agencies recorded \$18,426,296 worth of property stolen during the commission of index crimes — a decrease of 1.5% from the \$18,697,782 stolen during 2019. Police were able to recover 31.7% (\$5,839,052) of stolen property during 2020.
CLEARANCE RATE	Law enforcement agencies cleared 36.0% of all index crimes in 2020 — lower than the 39.6% rate in 2019.
ARRESTS	The total number of persons arrested, summoned or cited by police, including juveniles and adults, was 32,304 — a decrease of 16.9% from the 38,893 persons recorded in 2019. Drug arrests decreased 12.0% with 3,063 adults and 118 juveniles charged with drug offenses.
OFFICER ASSAULTS	There were 165 assaults on law enforcement officers in 2020, a decrease from the 2019 figure of 182.
POLICE EMPLOYMENT DATA	Statewide there were 2,347 full-time sworn law enforcement officers representing a ratio of 1.74 officers per 1,000 population. Nationally (in 2019) the average rate per 1,000 was 2.4.
TRENDS	The chart on the following pages shows the 10-year trend data for the index crimes recorded by Uniform Crime Reporting. Shown are the number of offenses, the crime rate per 1,000 residents of Maine, the percent cleared in Maine, the national crime rate per 1,000, and the percent change in the number of reported offenses in Maine.

<i>Crime Summary</i>									
	10-year average	2020	Percent change	2019	Percent change	2018	Percent change	2017	Percent change
Murder									
Offenses	22	22	—	22	-4.3%	23	9.5%	21	16.7%
Percent cleared	92	77		86		96		71	
Rate/1000	0.02	0.02		0.02		0.02		0.02	
National rate/1000	0.05	N/A		0.05		0.05		0.04	
Rape									
Offenses	413	489	-4.9%	514	15.0%	447	-0.2%	448	17.0%
Percent cleared	40	38		32		45		37	
Rate/1000	0.31	0.36		0.38		0.33		0.34	
National rate/1000	0.32	N/A		0.44		0.43		0.42	
Robbery									
Offenses	285	171	-11.4%	193	-15.0%	227	-8.1%	247	-7.1%
Percent cleared	53	63		55		57		52	
Rate/1000	0.21	0.13		0.14		0.17		0.18	
National rate/1000	1.02	N/A		0.85		0.86		0.98	
Aggravated Assault									
Offenses	869	790	-3.1%	815	1.7%	801	-8.5%	875	-12.7%
Percent cleared	78	80		77		81		81	
Rate/1000	0.65	0.59		0.61		0.60		0.65	
National rate/1000	2.43	N/A		2.53		2.47		2.49	
Burglary									
Offenses	4,577	2,019	-13.7%	2,340	-13.6%	2,707	-18.4%	3,316	-16.9%
Percent cleared	23	26		25		27		25	
Rate/1000	3.44	1.50		1.74		2.02		2.48	
National rate/1000	5.14	N/A		3.37		3.76		4.30	
Larceny									
Offenses	18,624	12,820	-6.5%	13,711	-6.7%	14,688	-8.0%	15,968	-6.6%
Percent cleared	35	34		39		37		35	
Rate/1000	13.97	9.50		10.20		10.97		11.95	
National rate/1000	17.86	N/A		15.69		15.95		16.94	
Motor Vehicle Theft									
Offenses	850	857	18.4%	724	-6.7%	776	-2.0%	792	2.2%
Percent cleared	41	45		48		42		43	
Rate/1000	0.64	0.63		0.54		0.58		0.59	
National rate/1000	2.28	N/A		2.28		2.29		2.37	
Arson									
Offenses	159	179	23.4%	145	39.4%	104	-23.5%	136	-34.9%
Percent cleared	38	38		39		51		44	
Rate/1000	0.12	0.13		0.11		0.08		0.10	
National rate/1000	0.15	N/A		0.13		0.13		0.13	
Total									
Offenses	25,797	17,347	-6.0%	18,464	-6.6%	19,773	-9.3%	21,803	-8.2%
Percent cleared	35	36		40		38		36	
Rate/1000	19.35	12.85		13.74		14.77		16.32	
National rate/1000	28.94	N/A		24.89		25.81		27.59	

Crime Summary

2016	Percent change	2015	Percent change	2014	Percent change	2013	Percent change	2012	Percent change	2011
18	-21.7%	23	4.5%	22	-8.3%	24	—	24	-4.0%	25
89		96		96		100		116		92
0.01		0.02		0.02		0.02		0.02		0.02
0.05		0.05		0.05		0.05		0.05		0.05
383	2.7%	373	4.8%	356	-0.8%	359	-2.4%	368	-5.9%	391
35		42		41		45		39		46
0.29		0.28		0.27		0.27		0.28		0.29
0.30		0.24		0.26		0.25		0.27		0.27
266	-14.5%	311	2.3%	304	-9.3%	335	-20.4%	421	13.8%	370
53		47		55		50		51		50
0.20		0.23		0.23		0.25		0.32		0.28
1.03		1.03		1.02		1.09		1.13		1.17
1,002	9.4%	916	1.8%	900	-4.6%	943	17.4%	803	-4.7%	843
78		78		79		79		74		76
0.75		0.69		0.68		0.71		0.60		0.63
2.49		2.40		2.33		2.29		2.42		2.44
3,991	-14.6%	4,675	-6.7%	5,009	-22.4%	6,453	-13.1%	7,429	-5.1%	7,826
21		24		22		21		20		21
3.00		3.52		3.77		4.86		5.59		5.89
4.69		4.89		5.43		6.10		6.70		7.03
17,104	-9.0%	18,801	-8.3%	20,501	-10.9%	23,006	-7.3%	24,812	-0.1%	24,826
35		35		35		33		32		31
12.85		14.14		15.41		17.32		18.67		18.69
17.45		17.78		18.37		18.99		19.65		19.89
775	-4.3%	810	1.8%	796	-11.8%	902	-8.9%	990	-7.8%	1,074
36		44		39		37		37		37
0.58		0.61		0.60		0.68		0.74		0.81
2.37		2.23		2.16		2.21		2.30		2.34
209	129.7%	91	-8.1%	99	-29.3%	140	-38.1%	226	-13.1%	260
39		34		43		30		33		34
0.16		0.07		0.07		0.11		0.17		0.20
0.14		0.14		0.14		0.16		0.19		0.18
23,748	-8.7%	26,000	-7.1%	27,987	-13.0%	32,162	-8.3%	35,073	-1.5%	35,615
35		35		35		32		31		30
17.84		19.56		21.04		24.21		26.39		26.81
28.62		28.77		29.76		31.13		32.63		31.30

INTRODUCTION

The Uniform Crime Reporting (UCR) Program is a nationwide cooperative effort of over 16,000 city, county and state law enforcement agencies voluntarily reporting data on crime brought to their attention. The monthly contributions of Maine's 130 law enforcement agencies represent the initial step in establishing an efficient statewide criminal justice information system (CJIS). Ideally, the UCR data will eventually merge with that of the other major components of the criminal justice system (i.e., prosecutors, courts, corrections) to form an integrated system for the exchange of vital management information. The availability of such data will allow for the provision of complete and timely criminal histories of offenders and their progress through the criminal justice system.

Since July 1973, the State Police have administered the program as a statewide, uniform method of collecting statistics on crime as it is reported to law enforcement and producing a reliable set of criminal statistics for use in law enforcement administration, operation and management. Additionally, Maine's statistics are forwarded monthly to the Federal Bureau of Investigation for inclusion in the annual Crime in the U.S. Report.

Over the years the UCR data has become one of Maine's and America's leading social indicators. Maine's citizens look to UCR as the primary information source on the nature and extent of crime, while criminologists, sociologists, legislators, state and local planners, the media and academicians use the statistics for wide and varied research and planning purposes.

NATIONAL UCR REPORTING SYSTEM

During the 1920s the members of the International Association of Chiefs of Police formed the Committee on Uniform Crime Reporting with the intent to develop a standardized system of police statistics.

After much studying of state criminal codes nationwide and the methods of bookkeeping, the committee completed a reporting plan which identified seven basic offense definitions and data requirements.

In January of 1930, 400 cities representing 20 million inhabitants in 43 states began participating in the UCR program. In that same year Congress authorized the Attorney General to gather crime information. He in turn designated the FBI to serve as the national clearinghouse for the collection of crime statistics.

Since that time the FBI has continued to serve as the coordinator for the UCR program, which has since grown to a system representing over 16,000 municipal, county and state law enforcement agencies voluntarily reporting data on crimes brought to their attention.

The National Sheriffs Association in June of 1966 established a Committee on UCR, serving in joint capacity with the IACP UCR committee in an advisory capacity, to

encourage sheriffs throughout the country to participate in UCR. In 1979 a congressional mandate made Arson the eighth Part I Index offense in the UCR program.

For over 62 years the UCR program virtually remained unchanged in terms of the amount and type of data collected and disseminated. By the 1980s it had become obvious the nature of modern-day law enforcement had outstripped the utilization of UCR system and was in need of a thorough evaluation.

Commencing in 1982 the FBI and the Bureau of Justice Statistics (BJS) began a joint venture to formulate a phased-in redesign effort intent upon meeting the needs of law enforcement into the 21st century. Utilizing the services of Abt Associates of Cambridge, Massachusetts, the joint steering committee produced a draft report entitled *Blueprint for the Future of the Uniform Crime Reporting Program*.

Based on the recommendations of their 1985 report, the FBI and BJS have proceeded to implement significant revisions to the UCR system to include:

- the addition of significant new offenses
- increased information on victims, offenders, arrestees
- improved quality control
- expanded user services

The major point of revision is the change from a summary-based reporting program to incident-based reporting where information on each offense, offender, victim, and arrestee is linked by a common incident number.

Based on the success of a pilot project in South Carolina, the FBI released the final data elements and offense specifications in July, 1988. At that time Maine and other state programs commenced a careful implementation of the enhanced program, now known as the National Incident Based Reporting System (NIBRS).

Due to the increased reporting requirements of the new program, the FBI is encouraging a phased-in transition where law enforcement agencies will be able to adopt the new program as they acquire the data-processing capabilities. It is anticipated that many states will be operating a dual collection program with some departments reporting under summary-based guidelines while others with automated records systems will make a quick transition.

MAINE UCR PROGRAM DEVELOPMENT

The Maine UCR Program started July 15, 1973, as a module of the Comprehensive Data System Program. It was originally funded by LEAA Discretionary Grant No. 74-DF-01-0001 to the Maine Criminal Justice Planning and Assistance Agency with the State Bureau of Identification, Bureau of State Police, as the implementing subgrantee.

One year was spent researching and developing the reporting system. The staff was selected, the project researched; a manual was designed and printed; 250 people were trained in regional seminars; standard arrest sheets

and complaint sheets were developed; all reporting forms were designed and printed; staff visits to all operational departments were made; and all objectives of the original grant were completed.

On July 1, 1974, the Maine UCR system was certified as operational by Director Clarence Kelly of the FBI, and Maine became the 22nd state to have a Uniform Crime Reporting System. Forty-one states have state-level Uniform Crime Reporting systems acting as effective intermediaries between the FBI and local contributors.

The success of this program is directly related to the interest and cooperation of the Maine contributors. Indicative of the cooperation is a 100 percent reporting record for all communities with organized departments, the county sheriffs' departments, who are reporting 100 percent, the state fire marshal's office, the MDEA, and the state police. The result is a complete statewide coverage of crime statistics under supervised rules and controls to insure the integrity of the program.

Crime in Maine July–December, 1974 was our first publication. This year we are publishing our forty-seventh publication. All publications have been well received, and the accumulated information becomes more valuable and widely used each year. *Crime in Maine 2020* itself is a product of new technology utilizing modern desktop publishing software and laser printing to enhance the quality of the print and graphics. Subsequent issues of this report can be quickly produced by maintaining the format and updating it with the new year's data.

Due to problems of abuse and domestic violence between family or household members, the 109th Maine Legislature enacted a law entitled "An Act Concerning Abuse between Household and Family Members." The law, Chapter 578 of the Public Laws of 1979, mandates the reporting of domestic violence data by law enforcement agencies and the collection of such data (Title 19, § 770 [1]) by the Uniform Crime Reporting Unit, State Bureau of Identification, Department of Public Safety. The analysis of 2020 domestic violence is displayed starting on page 32 of this report.

Commencing January 1, 1992, Maine law enforcement agencies began collecting and reporting Hate/Bias crimes as part of the Uniform Crime Reporting System. Reporting is via the submission of specialized supplemental report forms which capture detailed information concerning the offense(s), victim and offender, and circumstances surrounding the incident. The analysis of 2020 hate/bias crime is displayed starting on page 39 of this report.

During 2020, the Maine Department of Public Safety continued its automation efforts towards the creation of the state-wide integrated management information system referred to as MCJUSTIS (Maine Criminal Justice Information System). Following the completion of the UCR program's high level design specifications for the FBI's new National Incident-Based Reporting System (NIBRS), Maine identified a software vendor capable of delivering a NIBRS-compliant repository package. During 2020 the

UCR staff evaluated the software's ability to allow local law enforcement contributors to submit the expanded crime data to the state program via electronic media. Concurrent with the software testing and evaluation, UCR staff also designed and piloted prototype police field report forms capable of capturing all data necessary for participation in NIBRS reporting.

Once fully operational, the new software will give the UCR staff greater access to the data, provide faster processing of inquiries for information, and generate the more sophisticated analytical reports that today's modern law enforcement executives require.

CRIME FACTORS

Statistics gathered under the Uniform Crime Reporting Program are submitted by the law enforcement agencies of Maine and represent a spectrum of Maine crime on statewide, regional, and county levels. Awareness of the presence of certain crime statistics presented is necessary if fair and equitable conclusions are to be drawn. These crime-influencing factors are present, to some degree, in every community and their presence affects, in varying degrees, the crime developments of the community. Comparison of crime figures between communities should not be made without first considering the individual factors present in each community.

Crime, as an outgrowth of society, remains a social problem of grave concern and the police are limited in their role as to its suppression and detection, as stated by the President's Commission on Law Enforcement and Administration of Criminal Justice in their report "The Challenge of Crime in a Free Society" (1967 — page 92):

"But the fact that the police deal daily with crime does not mean that they have unlimited power to prevent it, or reduce it, or deter it. The police did not create and cannot resolve the social conditions that stimulate crime. They did not start and cannot stop the convulsive social changes that are taking place in America. They do not enact the laws that they are required to enforce, nor do they dispose of the criminals they arrest. The police are only one part of the criminal justice system; the government is only one part of society. Insofar as crime is a social phenomenon, crime prevention is the responsibility of every part of society. The criminal process is limited to case by case operations, one criminal or one crime at a time."

Set forth below are some of the conditions which will, by type and volume, affect the crime that occurs from place to place:

- Density and size of the community population and the degree of urbanization in the surrounding area.
- Composition of the population with reference particularly to youth concentration.
- Economic status of the population, median income and job availability.
- Relative stability of the population, including commuters, seasonal, and other transient types.

- Modes of transportation and highway systems in the area.
- Climate, including seasonal weather conditions.
- Cultural conditions such as educational, recreational, and religious characteristics.
- Standards governing appointments to the police force.
- Policies of the prosecuting officials, the courts, correctional and probation/parole officials.
- Effective strength of law enforcement agencies.
- Attitude of the public toward reporting crime and participation in the prosecution of the offenders.
- The administrative and investigative efficiency of the local law enforcement agency, including the degree of adherence to crime-reporting standards.
- Organization and cooperation of adjoining and overlapping police jurisdictions.

The main goal of this program is to identify crime and related problems. The statistics in this publication should not be used to measure or evaluate the workloads and results of the individual contributing departments. While most police agencies are collectively thought of as crime-fighting units, considerable independent research shows only a small portion of the workload of many departments is spent fighting crime. Because of other assigned duties, the peculiar cycle of crime and clearances, and the different community factors that normally affect crime statistics, no conclusions on individual departments should be reached without consulting their in-house duties and records.

Crime rates in this publication are based on the stable population of the community. Seasonal population figures are too inaccurate and fluctuating to be used as a measurement for determining crime rates. Communities with extra-high seasonal populations may show a higher crime rate per thousand than might be normal for a community their size.

This should not impair the ability of the police administrator from using this standard measure for planning and administrative purposes as data is available to him on a monthly basis and months of population influx can be taken into consideration.

UCR POTENTIAL USES

The Maine program was unique from the beginning, as it was dedicated to doing more than just gathering statistics. The program received national recognition when individual monthly crime profiles were developed by computer for all contributors. These crime profiles set the stage for extensive use of the data by police administrators and other criminal justice agencies.

This brings us to the question — *what good are Uniform Crime reports and how may they be used?* The initial thought response is limited, but as the information unfolds many various uses are revealed. Foremost is keeping the public informed as to the volume and nature of crime so they may judge and act accordingly.

Actually, UCR is a many-faceted vehicle with many varied uses. Here are a few, but by no means all, of the possible uses as they relate to various groups and agencies.

I. Contributors

Administrative information relating to:

1. Budget — need and justification.
2. Staffing — number needed as to state average employees vs. population and crime rate.
3. Department makeup — Laboratory, Detective Division, Juvenile Officers, as related to particular crime problems in the community.
4. Problem crimes identified.
5. Disbursement of personnel and shifts according to the crime picture of the individual communities. In cases of State Police and sheriffs with concurrent jurisdiction, placement according to need and avoiding duplication of services.
6. Training needs — training according to crime problems in the areas of priority.
7. Equipment purchase — according to justified need.
8. Selective enforcement by crime volume as identified by particular times and seasons through UCR information.
9. Community crime profiles identifying particular problems.
10. Long-range planning as anticipated by crime trends.

II. Governor and Legislature

1. Broad true picture of crime in Maine by location, volume, type and crime rate as derived from records of all enforcement agencies.
2. Guide to valid funding needs of special-interest groups and their requests for same.
3. Need for additional or less specialized type programs.
4. Identification of crime trends and their relation to training, courts, corrections and other criminal justice agencies.
5. Identification of various social problems relating to drugs, alcohol, juveniles and rehabilitation.
6. Effectiveness of various social programs relating to the above.

III. Courts — prosecution

1. Valuable general research information in crimes within the areas being served.
2. Crime trend information.
3. Identifies problem crimes to be considered in the prosecution or judicial process.

IV. Press

A factual source for use in reporting crime problems and socially related problems.

V. Social Agencies

1. Identifies problem areas on which to concentrate.

2. Some basis for general evaluating of the effectiveness of their programs.

VI. Educational Institutions (for various studies)

These are but a few possible uses, and surely many more exist. The broader the base data accumulated, the clearer the value of UCR will become. If effective problem-solving begins with the identification of the problem, then UCR will continue to be meaningful for years to come.

Interestingly enough, the by-products of a Maine UCR system have proven nearly as valuable as the information obtained from it.

It has served as a catalyst for many departments to set up realistic record systems for the first time and to institute upgrading of records in many others.

Administrators on the Chief and City Manager level have been taking a new look at their police departments, and as a result internal operational changes have taken place.

An awareness among subordinate personnel that their reports and arrests are being used, and not just filed, has resulted in better and more comprehensive reporting.

Finally, the periodic release of this crime information to the general public keeps the crime problem in its proper perspective.

OBJECTIVES OF UNIFORM CRIME REPORTING

The fundamental objective of the Uniform Crime Reporting Program is to produce a reliable set of criminal statistics on a state and national basis for use in law enforcement administration, operation and management. This compiled data is also intended for the use of other professionals and scholars who have an interest in the crime problem. At the same time, this information is important as a reference source for the general public as an indicator of the crime factor in our society.

The objectives of the Maine Uniform Crime Reporting Program are:

1. Inform the governor, legislature, other governmental officials and the public as to the nature of the crime problem in Maine — its magnitude and its trends.
2. Provide law enforcement administrators with criminal statistics for administrative and operational use.
3. Determine who commits crimes by age and sex, in order to find the proper focus for crime prevention and enforcement.
4. Provide proper base data and statistics to measure the workload and effectiveness of Maine's Criminal Justice System.
5. Provide base data and statistics for research to improve the efficiency, effectiveness and performance of criminal justice agencies.

6. Provide base data and statistics to measure the effects of prevention and deterrence programs.
7. Provide base data to assist in the assessment of social and other causes of crime for the development of theories of criminal behavior.

The methods used to obtain these objectives include the measurement of:

1. The extent, fluctuation, distribution, and nature of serious crime in the State of Maine through presentation of data on the eight Crime Index Offenses.
2. The total volume of serious crime known to the police.
3. The activity and coverage of law enforcement agencies through arrest counts, clearance of reported offenses, and police employee strength data.

CRIME INDEX

The offenses of murder, rape, robbery, aggravated assault, burglary, larceny-theft, motor vehicle theft and arson are used to establish an index in the Uniform Crime Reporting Program. They measure the trend and distribution of crime in the United States and, more significantly, within the geographic regions of contributing states such as Maine. These crimes are counted by law enforcement agencies as they become known and reported on a monthly basis. The crime index offenses were selected as a measuring device because, as a group, they represent the most common crime problems. They are all serious crimes, either by their very nature or due to the volume and frequency in which they occur.

The offenses of murder, rape, aggravated assault and robbery make up the violent crime category. The offenses of burglary, larceny-theft, motor vehicle theft and arson make up the property crime category.

Although "offenses known" statistics are gathered in the classification of manslaughter by negligence (1b) and simple assault (4e), they are not computed into the crime index for purposes of establishing crime trends.

Classification in all Part I offenses is based solely on police investigation as opposed to the determination of a court, medical examiner, coroner, jury or other judicial body.

The total number of criminal acts that occur is unknown, but those that are reported to the police provide the first means of a count. Not all crimes come readily to the attention of the police; not all crimes are of sufficient importance to be significant in an index; and not all important crimes occur with enough regularity to be meaningful in an index. With these considerations in mind, and with all state and national reporting jurisdictions using uniform reporting procedures, the above crimes were selected as a group to furnish an abbreviated and convenient measure of the crime problem.

The crime counts used in the Crime Index and set forth in this publication are based on actual offenses established and determined by police investigation. When a law enforcement agency receives a complaint of a criminal matter and the follow-up investigation discloses no crime occurred, it is “unfounded.” These “unfounded” complaints are eliminated from the actual crime counts.

REPORTING PROCEDURE

In Maine’s Uniform Crime Reporting Program, contributing law enforcement agencies are wholly responsible for compiling their own crime reports and submitting them to the Uniform Crime Reporting Division in Augusta.

The UCR Division, in an effort to maintain quality and uniformity in data received, furnishes to the contributing agencies continuous training and instruction in Uniform Crime Reporting procedures. All contributors are also furnished with a State of Maine UCR guide manual which outlines in detail procedures for scoring and classifying offenses. The guide manual illustrates and discusses the monthly and annual reporting forms, as well as providing a question-and-answer training syllabus in the eight crime index categories.

A centralized record system is necessary to the sound operation of any law enforcement agency. The record system is an essential basis for crime reporting by the agency. Trained Uniform Crime Reporting personnel are utilized to assist contributors in the established reporting procedures of Uniform Crime Reporting.

On a monthly basis, law enforcement agencies (state, county and local) report the number of offenses that become known to them during the month in the following crime categories.

1. Criminal Homicide

- a. Murder and Non-Negligent Manslaughter
- b. Manslaughter by Negligence (not an index crime)

2. Rape

- a. Rape
- b. Attempts to Commit Rape

3. Robbery

- a. Firearm
- b. Knife or Cutting Instrument
- c. Other Dangerous Weapon
- d. Strong-Arm (Hands, Fists, Feet, etc.)

4. Assault

- a. Firearm
- b. Knife or Cutting Instrument
- c. Other Dangerous Weapon
- d. Hands, Fists, Feet, etc., Aggravated
- e. Hands, Fists, Feet, Not Aggravated (not an index crime)

5. Burglary

- a. Forcible Entry
- b. Unlawful Entry — No Force
- c. Attempted Forcible Entry

6. Larceny-Theft (except motor vehicle theft)

7. Motor Vehicle Theft

- a. Autos
- b. Trucks and Buses
- c. Other Vehicles

8. Arson

- a. Structures
- b. Mobile Property (vehicles, trailers, etc.)
- c. Other Property (crops, timber, etc.)

Arson, designated as a national index offense by the U.S. Congress in 1979, is now being reported to the UCR system by contributing agencies.

Since 1979 domestic violence incidents involving household and family members have been part of the Uniform Crime Reporting Program. The reporting of those incidents was mandated by the Maine Legislature, which has strengthened the state’s domestic violence laws many times over the past 40 years. In 2008, five new domestic violence (DV) laws became effective: DV assault, DV threatening, DV terrorizing, DV stalking, and DV reckless conduct.

A count is taken from a record of all complaints of crime received by the law enforcement agency from victims, other sources, and/or discovered by officers.

Whenever complaints of crime are determined through investigation to be unfounded or false, they are eliminated from the actual count. The number of “actual offenses known” in these crime categories is reported to the UCR Division whether or not anyone is arrested for the crime; the stolen property is recovered; prosecution is undertaken; or any other restrictive consideration is in effect. Law enforcement agencies on a monthly basis report the total number of these reported crimes which they clear, either by arrest or exceptional means. A separate count of crimes cleared which involve only persons under the age of 18 is shown. The number of law enforcement officers killed or assaulted and the value and type of property stolen and recovered during the month are also reported.

Arrests are reported monthly for all criminal acts, except traffic violations, by crime category and include the age and sex of each person arrested.

VERIFICATION PROCEDURE

Uniformity and accuracy of crime data collected under this program is of primary concern. With the receipt of reports covering approximately 130 reporting jurisdictions within the state of Maine, the problems of attaining uniformity are readily apparent. Issuance of instructions and training of personnel within contributing agencies does not complete the role of the UCR Division. It is standard

operating procedure to examine each incoming report for mathematical accuracy and completeness and, perhaps of even greater importance, for reasonableness as a possible indication of error. Clearance factors, recovery rates and other possible benefits are scrutinized, and changes are suggested to the contributors where noted. In the instance of minor mathematical corrections, the contributing agency is either contacted by phone or in-person visitations are made by qualified UCR program personnel.

The possibility of duplication in crime reporting is given constant attention when reports are received and verified by internal consistency checks. If duplication is suspected, the contributing agencies are immediately

contacted and the matter is resolved in accordance with existing guidelines. A continual analysis of reports is maintained to assist contributors when needed and to maintain the quality necessary for a factual and successful program. Personal visitations are made to contributors to cooperatively assist in needed revisions of records and reporting methods.

Regardless of the extent of the statistical verification process used by the Uniform Crime Reporting Division, the accuracy of the data assembled under this program depends on the sincere effort exerted by each contributor to meet the necessary standards of reporting.

STATEMENT OF POLICY FOR RELEASE OF UCR STATISTICAL INFORMATION

The following regulations will be observed by this agency concerning the release of UCR statistical information. Employees of this agency will observe these procedures and will not deviate from this policy without the express consent of the Supervisor, UCR Division. All information to be released will originate from, and will be approved prior to being released by, the UCR Division.

REGULATIONS

1. This agency will publish an annual report reflecting crime in Maine. This report will be distributed to the Governor, to members of the Legislature, to the Attorney General, to law enforcement agencies or to any agency or committee dedicated to law enforcement or criminal justice work.

2. Published reports will be released to the above-named agencies prior to their being released to individuals or agencies extraneous to the criminal justice community.

3. UCR Information requests:

No person or agency will be furnished statistical information which has not previously been published, concerning any individual agency's report, without the written consent of the Chief Administrator of that agency. The Uniform Crime Reporting division will maintain for one year a copy of the information released along with the request and the authority of release.

- A. Information contained in the published annual report may be released via phone, letter, etc., to any interested party.
- B. All requests for unpublished information from agencies or individuals should be directed by letter to the Supervisor, UCR Division. These special requests will be honored only with the written consent of the agency whose statistics are requested.
- C. Law enforcement agencies may receive interim, unpublished specialized reports identifying their agency only, providing the request is not unreasonable. Law enforcement agencies may also receive their respective county totals along with state or district totals.

PROFILE OF THE STATE OF MAINE

This profile is presented to provide some general knowledge and facts about the state of Maine. It is hoped that this information might assist in understanding the environment in which reported crime incidence and arrest data detailed in this report occurred.

Facts about Maine ...

- Ranked the 34th healthiest state in 2020.
- Summer temperatures averaging 70°F and winter temperatures averaging 20°F.
- Maine is 320 miles long and 210 miles wide with a total area of 33,215 square miles, or about as big as all of the other five New England states combined. Maine consists of: 16 counties with 23 cities, 432 towns, 34 plantations and 429 unorganized townships. Has one county (Aroostook) so big (6,453 square miles) that it actually covers an area greater than the combined size of Connecticut and Rhode Island.
- Maine has 65 lighthouses including Portland Head Light commissioned by George Washington. It also boasts of 6,000 lakes and ponds, 37,000 miles of rivers and streams, 17.5 million acres of forestland and 5,500 beautiful miles of coastline, including that of its 2,000 islands.
- Population for Maine in 2020: 1,350,141.
- Became the 23rd state on March 15, 1820. 2020 marked Maine's Bicentennial.

State Animal: Moose

State Berry: Wild Blueberry

State Bird: Chickadee

State Cat: Maine Coon

State Fish: Landlocked Salmon

State Flower: White Pine Cone

State Fossil: Pertica Quadrifaria

State Fruit: Wild Blueberries

State Gemstone: Tourmaline

State Herb: Wintergreen

State Insect: Honeybee

State Motto: Dirigo (I Lead)

State Soft Drink: Moxie

State Treat: Whoopie Pie

State Tree: White Pine

State Song: "State of Maine Song" by Roger Vinton Snow

Maine Products:

Blueberries — Blueberry plants are plentiful in Maine because their hardy nature allows them to withstand the harsh weather and rough soil that are common in the rural parts of this state. With over 98% of the nation's low bush blueberries harvested in Maine this fruit has become one of Maine's larger exports. Blueberries are commonly used in jams, jellies, pies and fruit salads.

Maine Lobsters — This tough-looking shellfish thrives in the cold waters off the coast of Maine. Fresh Maine lobsters are enjoyed by people all over the world, making this crustacean a vital part of Maine's economy. Over 90% of the nation's lobsters are caught all along the Maine coast. Over 96 million pounds of lobsters were harvested in 2020. The total of all shellfish and fin harvested was approximately 200 million pounds with a total value of approximately \$517 million in 2020.

Potatoes — Maine ranks as one of the top three potato-producing states in the country. These hardy vegetables are predominantly grown in the Northern Maine area known as Aroostook County.

Maple Syrup — Maine maple syrup is usually harvested during the cold winter months from the thousands of maple trees which dot the Maine countryside. Over 11% of the nation's maple syrup comes from the state of Maine.

Pulp, Paper and Wood Products — Almost 89% of Maine is forested, making it a prime location for the production of wood and paper products. Maine is currently the home of many of the largest paper-producing mills in the country. Many forms of Maine paper products are used in schools and offices throughout the country.

Apples — Every fall, orchards all over the state are bustling with activity as apples become ripe for picking. Many different varieties of apples are grown in the state of Maine, including Macintosh and Yellow Delicious. In 2016, approximately 36,500,000 bushels of apples were harvested in Maine.

Tourmaline — This gemstone has the distinction of being the official mineral of Maine. Tourmaline stones can be found in a variety of colors ranging from black to light pink and are often fashioned into beautiful jewelry. In the late 1800s, Maine became established as one of the best places in North America for tourmaline mining.

CRIME RATES

The computation of crime rates as they appear in this report is based on 2020 population estimates received from the Uniform Crime Reporting division of the FBI, using provisional estimates of the Bureau of Census. Rural populations are arrived at by deleting the population figures for each direct reporting municipal department from their respective county totals.

Monthly and annual Uniform Crime Reports currently received from approximately 130 municipal, county and state law enforcement agencies in Maine represent 100 percent of the estimated Maine population.

The crime rate involves the number of Index Crimes per unit of population, usually per 100,000 persons. Be-

cause Maine has such a low population total, a rate per 1,000 persons has been used to reflect a more realistic volume. No attempt has been made to incorporate either transient population or other factors which contribute to the ratio and type of crime in a given area. Any effort to make comparisons of crime rates between one area and another should recognize these population changes and varying environmental factors.

The crime index rate for Maine for the year 2020 was 12.85 offenses per 1,000 persons. Violent crimes occurred at a rate of 1.09 offenses per 1,000 persons, property crimes at a rate of 11.76.

<i>2020 Crime Rates</i>			
Offense	Number of Offenses	Percent of Total	Rate/1000 Population
Murder	22	.13%	.02
Rape	489	2.82%	.36
Robbery	171	.99%	.13
Aggravated Assault	790	4.55%	.59
Burglary	2,019	11.64%	1.50
Larceny-Theft	12,820	73.90%	9.50
M/V Theft	857	4.94%	.63
Arson	179	1.03%	.13
Totals	17,347	100.00%	12.85
Total Violent Crime	1,472	8.49%	1.09
Total Property Crime	15,875	91.51%	11.76

Crime by County

County		Annual Crime Rate per 1,000	Total Index Crimes	Murder	Rape	Robbery	Aggravated Assault	Burglary	Larceny	Motor Vehicle Theft	Arson	Percent Clearance
Androscoggin	2019	15.31	1,654	1	65	27	96	220	1,175	65	5	35.2%
	2020	15.34	1,667	4	61	23	105	174	1,207	76	17	37.9%
Aroostook	2019	11.74	784	1	10	3	52	120	551	45	2	53.6%
	2020	12.18	813	—	11	10	53	133	558	46	2	53.5%
Cumberland	2019	15.05	4,455	4	81	63	182	415	3,545	154	11	31.7%
	2020	11.36	3,378	1	87	58	156	289	2,609	156	22	30.3%
Franklin	2019	7.73	231	—	12	—	16	29	166	8	—	34.2%
	2020	8.60	260	—	11	—	10	34	192	13	—	25.8%
Hancock	2019	7.36	405	—	7	—	9	43	319	25	2	66.2%
	2020	8.13	449	—	16	3	16	44	353	16	1	55.2%
Kennebec	2019	13.21	1,618	3	61	19	64	185	1,244	39	3	47.3%
	2020	13.73	1,685	3	52	26	81	197	1,256	64	6	47.8%
Knox	2019	9.32	372	—	1	—	9	35	296	29	2	33.9%
	2020	10.20	407	—	4	1	9	45	324	21	3	20.4%
Lincoln	2019	8.39	289	—	24	1	9	42	203	10	—	35.6%
	2020	9.03	314	—	21	2	17	34	220	19	1	27.1%
Oxford	2019	15.14	875	2	38	9	16	163	619	26	2	41.6%
	2020	13.79	802	—	29	1	31	85	614	42	—	30.5%
Penobscot	2019	16.14	2,441	1	7	20	39	221	2,072	74	7	60.7%
	2020	16.06	2,447	6	12	16	55	260	1,968	129	1	46.3%
Piscataquis	2019	8.35	140	—	2	—	5	20	105	8	—	50.7%
	2020	10.09	169	1	2	1	10	27	121	7	—	38.5%
Sagadahoc	2019	9.30	333	1	4	1	14	46	254	12	1	30.3%
	2020	7.22	260	—	1	—	13	29	200	17	—	26.2%
Somerset	2019	13.98	707	—	30	7	34	111	478	39	8	34.2%
	2020	13.76	694	—	31	6	33	92	498	31	3	28.0%
Waldo	2019	3.83	153	—	—	1	13	46	86	7	—	28.8%
	2020	4.43	177	—	4	—	6	35	121	11	—	23.2%
Washington	2019	7.67	241	—	6	1	34	49	144	7	—	40.2%
	2020	9.26	290	—	9	—	37	60	174	10	—	38.6%
York	2019	12.75	2,653	1	90	32	149	376	1,911	82	12	27.8%
	2020	11.79	2,470	—	75	22	105	269	1,857	128	14	23.1%
Fire Marshal	2019	—	97	—	—	—	3	4	—	1	89	41.2%
	2020	—	111	—	—	—	1	2	1	—	107	40.5%
MDEA	2019	—	—	—	—	—	—	—	—	—	—	—
	2020	—	1	—	—	—	—	1	—	—	—	100.0%
State Police	2019	—	1,016	8	76	9	71	215	543	93	1	36.8%
	2020	—	953	7	63	2	52	209	547	71	2	41.8%
TOTALS	2019	13.74	18,464	22	514	193	815	2,340	13,711	724	145	39.6%
	2020	12.85	17,347	22	489	171	790	2,019	12,820	857	179	36.0%

Comparative Data: State, New England, National

Offense	Murder	Rape	Robbery	Aggravated Assault	Burglary	Larceny- Theft	Motor Vehicle Theft	Arson	Totals
2019, Maine	22	514	193	815	2,340	13,711	724	145	18,464
Crime Rate per 1,000 Population	0.02	0.38	0.14	0.61	1.74	10.20	0.54	0.11	13.74
2020, Maine	22	489	171	790	2,019	12,820	857	179	17,347
Crime Rate per 1,000 Population	0.02	0.36	0.13	0.59	1.50	9.50	0.63	0.13	12.85
Numerical Change	—	–25	–22	–25	–321	–891	133	34	–1,117
Percent Change	—	–4.9%	–11.4%	–3.1%	–13.7%	–6.5%	18.4%	23.4%	–6.0%
U.S. 2018–2019 (2020 data not available at press time)									
Percent Change	0.3%	–2.7%	–4.7%	1.3%	–9.5%	–2.8%	–4.0%	N/A	N/A
Northeast									
2018–2019 (2020 data not available at press time)									
Percent Change	–4.8%	–2.0%	–4.1%	1.4%	–13.5%	–4.9%	–6.9%	N/A	N/A

Note: Crime rate for 2019 was as follows: Total U.S. = 24.89, New England = 15.34

Clearance Data, 2020: State, New England, National

Offense	Murder	Rape	Robbery	Aggravated Assault	Burglary	Larceny- Theft	Motor Vehicle Theft	Arson	Totals
Maine # of Offenses	22	489	171	790	2,019	12,820	857	179	17,347
Maine # Cleared	17	186	107	633	524	4,333	383	68	6,251
Maine % Cleared	77.3%	38.0%	62.6%	80.1%	26.0%	33.8%	44.7%	38.0%	36.0%
U.S. % Cleared*	61.4%	32.9%	30.5%	52.3%	14.1%	18.4%	13.8%	23.8%	21.5%
New England									
% Cleared*	54.4%	27.4%	27.6%	59.7%	17.2%	19.9%	14.5%	30.8%	23.9%

*2019 figures. 2020 data not available at press time.

VIOLENT CRIMES

Crimes of violence involve the element of personal confrontation between the perpetrator and victim and entail the use or threat of violence. By their very nature, violent crimes — murder, rape, robbery and aggravated assault — are considered more serious than property crimes. The total number indicates only the number of incidents reported to police and does not reflect the number of criminals who committed them or the number of injuries inflicted.

During the year 2020, violent crimes showed a decrease from the previous year. There were 1,472 reported offenses during 2020 — compared with 1,544 for 2019. This decrease of 72 crimes reported represents a decrease of 4.7%.

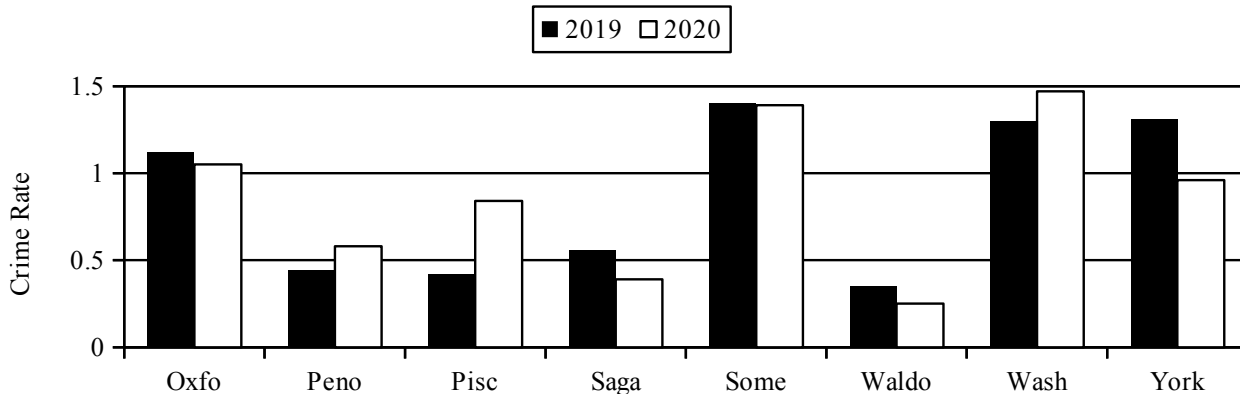
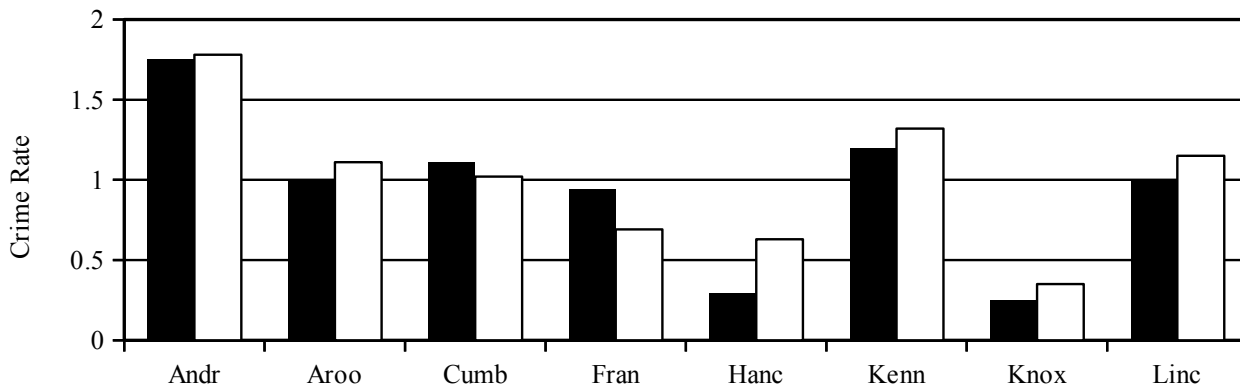
The 2020 crime rate for violent crime is 1.09 offenses per 1,000 population. Violent crimes represent 8.5% of all reported index crimes. Police cleared 943 violent crimes for a 64.1% clearance rate.

Crime Clock



Number of Offenses — Comparative Data 2019–2020

	Murder	Rape	Robbery	Aggravated Assault	Totals
2019	22	514	193	815	1,544
2020	22	489	171	790	1,472
Number Change	—	–25	–22	–25	–72
Percent Change	—	–4.9%	–11.4%	–3.1%	–4.7%



PROPERTY CRIMES

Property crimes include burglary, larceny, motor vehicle theft, and arson. These crimes do not involve the threat of violence, but entail property taken from one by another, or the destruction of property by arson.

Property crimes showed a decrease during 2020, falling by 1,045 reported offenses. The 2020 total of 15,875 represents a 6.2% decrease from the 2019 figure of 16,920.

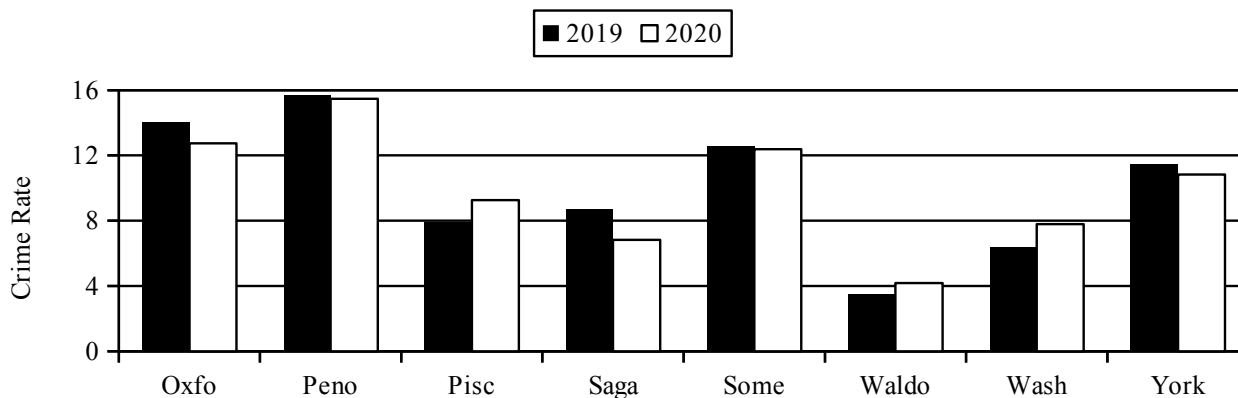
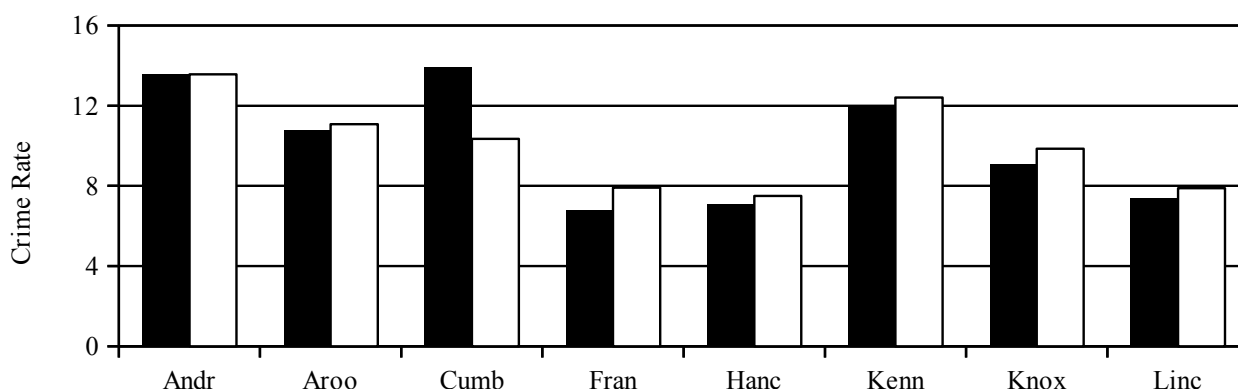
Law enforcement agencies cleared 5,308 property crimes during 2020 for a 33.4% clearance rate. Property crimes represent 91.5% of all reported index crimes and account for a crime rate of 11.76 offenses per 1,000.

Crime Clock

1 Property
Crime every
33 minutes,
12 seconds

Number of Offenses — Comparative Data 2019–2020

	Burglary	Larceny	Motor Vehicle Theft	Arson	Totals
2019	2,340	13,711	724	145	16,920
2020	2,019	12,820	857	179	15,875
Number Change	-321	-891	133	34	-1,045
Percent Change	-13.7%	-6.5%	18.4%	23.4%	-6.2%



MURDER/NON-NEGLIGENT MANSLAUGHTER SUMMARY, 2020

Date and Agency	Victim				Offender(s)				Relationship of Victim to Offender	Circumstances	Weapon Used
	Age	Sex	Race	Hispanic / Latino?	Age	Sex	Race	Hispanic / Latino?			
1/9/2020 Newport PD	37	F	White	No	40	M	White	No	Wife	Other arguments	Personal weapons
1/25/2020 Gardiner PD	23	M	White	No	21	M	White	No	Friend	Other arguments	Handgun
2/1/2020 Bangor PD	25	M	Black or African American	No	34	M	Black or African American	No	Acquaintance	Brawl due to influence of alcohol	Knife / Cutting instrument
2/3/2020 State Police	57	M	White	No	63	M	White	No	Unknown relationship	Unable to determine	Handgun
2/3/2020 State Police	33	M	White	No	63	M	White	No	Friend	Unable to determine	Handgun
2/3/2020 State Police	49	F	White	No	63	M	White	No	Acquaintance	Unable to determine	Handgun
3/15/2020 Millinocket PD	24	M	White	No	45	M	White	No	Acquaintance	Other arguments	Handgun
6/3/2020 Auburn PD	48	M	White	No	25	M	White	Missing	Unknown relationship	Unable to determine	Knife / Cutting instrument
6/6/2020 Waterville PD	33	M	White	No	20	M	Black or African American	Missing	Acquaintance	Unable to determine	Firearm (type not stated)
6/14/2020 State Police	28	M	White	No	29	F	White	No	Acquaintance	Other	Knife / Cutting instrument
7/29/2020 Auburn PD	21	M	White	No	22	M	Black or African American	Missing	Acquaintance	Other arguments	Knife / Cutting instrument
					24	M	Black or African American	Missing	Acquaintance	Other arguments	Knife / Cutting instrument
8/19/2020 Lincoln PD	63	F	White	No	44	M	White	No	Mother	Other arguments	Handgun
8/21/2020 Lewiston PD	19	F	White	No	26	M	Black or African American	Missing	Ex-girlfriend	Other arguments	Handgun
8/26/2020 Greenville PD	73	F	White	Unk.	71	M	White	Unk.	Wife	Other arguments	Firearm (type not stated)
10/3/2020 Winthrop PD	30	M	Black or African American	Unk.	Unk.	Unk.	Unknown	Unk.	Unknown	Other	Firearm (type not stated)
10/7/2020 State Police	64	F	Unknown	No	66	M	Unknown	No	Sister	Other arguments	Handgun
	64	M	Unknown	No					Brother-in-law		
10/7/2020 State Police	65	M	White	No	32	M	White	No	Friend	Other arguments	Fire / Incendiary device
10/24/2020 Old Town PD	43	M	White	No	44	F	White	No	Boyfriend	Other arguments	Handgun
10/28/2020 South Portland PD	44	M	White	No	35	M	White	Missing	Acquaintance	Other arguments	Personal weapons
10/31/2020 Lewiston PD	18	M	Black or African American	No	20	M	Black or African American	Missing	Other — known to victim	Other arguments	Firearm (type not stated)
12/10/2020 Bangor PD	28	M	Black or African American	Unk.	Unk.	Unk.	Unknown	Unk.	Unknown relationship	Brawl due to influence of alcohol	Firearm (type not stated)

MURDER AND NON-NEGLIGENT MANSLAUGHTER

Murder and non-negligent manslaughter are described by UCR as the willful (non-negligent) killing of one human being by another — or a death that results from the commission of another criminal act.

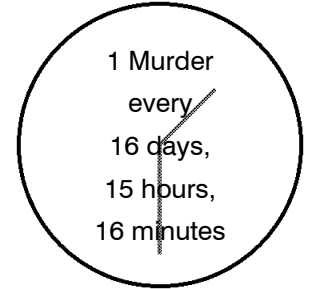
Murder — “1. A person is guilty of murder if: A. He intentionally or knowingly causes the death of another human being; B. He engages in conduct which manifests a depraved indifference to the value of human life ...; or C. ... causes another human being to commit suicide by the use of force, duress or deception.” M.R.S.A. Title 17-A, § 201

Felony Murder — “1. A person is guilty of felony murder if acting alone or with one or more other persons in the commission or attempt to commit immediate flight after committing or attempting to commit ... [another felony offense], he or another participant in fact causes the death of another human being ...” M.R.S.A. Title 17-A, § 202

Manslaughter — “1. A person is guilty of manslaughter if he: B. ... causes the death of another human being ... while under the influence of extreme anger or extreme fear ...” M.R.S.A. Title 17-A, § 203

Not included in the count for this offense classification are deaths caused by negligence, suicide, or accident. Although manslaughter by negligence is recorded on the “offenses known to police” form along with murder, it is not considered an index offense and is not discussed in this report. Attempts to murder or assaults to murder are scored as aggravated assaults and not murder.

Crime Clock



<i>Trend</i>							
Year	2016	2017	2018	2019	2020	2016–2020	
Number reported	18	21	23	22	22		
% change from previous year	–21.7%	16.7%	9.5%	–4.3%	—		
						% change	22.2%
Rate per 1,000	0.01	0.02	0.02	0.02	0.02		
% change from previous year	–21.9%	16.3%	9.3%	–4.8%	–0.4%		
						% change	20.5%

Characteristics — 2020

Victim-Offender Relationship

Non-Stranger to Non-Stranger	82.6%
Stranger to Stranger	0.0%
Unknown	17.4%

Type of Weapon Used

Firearm	63.6%
Knife/Cutting Instrument	22.7%
Other Dangerous Weapon	0.0%
Hands, Fists, Feet	9.1%
Other/Undetermined	4.5%

Value of Property Stolen during Offense

Total	\$0.00
Per Incident Average	\$0.00

Clearance Rate

17 Offenses Cleared	77.3%
Arrests/Crime Ratio	0.55

Profile of Persons Arrested 12 Arrests

Age

17 and under	0.0%
18–24	25.0%
25–29	8.3%
30–34	16.7%
35–39	0.0%
40 and over	50.0%

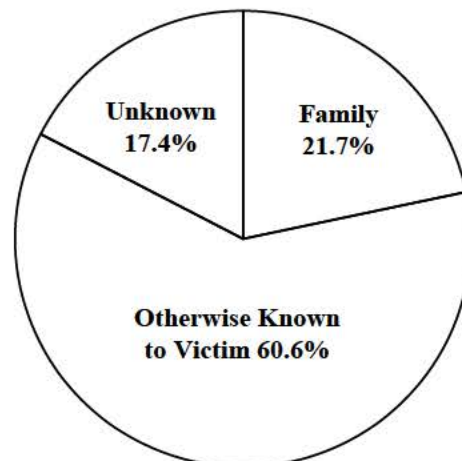
Sex

Male	100.0%
Female	0.0%

Murder Distribution by Relationship (Victim to Offender)

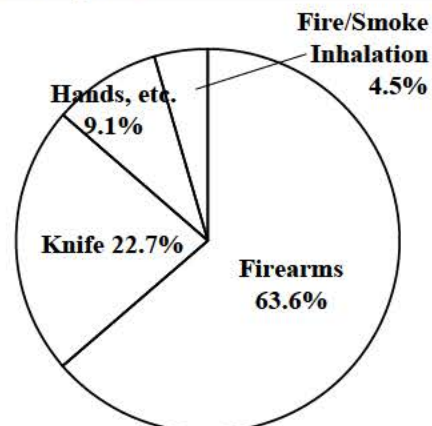
Relationship*	Number	% of Total
Wife	2	8.7%
Mother	1	4.3%
Brother-in-law	1	4.3%
Sister	1	4.3%
Total Family	5	21.7%
Girlfriend/Boyfriend	2	8.7%
Friend	3	13.0%
Acquaintance	9	39.1%
Unknown	4	17.4%
Total Other	18	78.3%
TOTAL	23	100.0%

*Number of relationships may not agree with number of victims due to instances of multiple offenders or multiple victims.



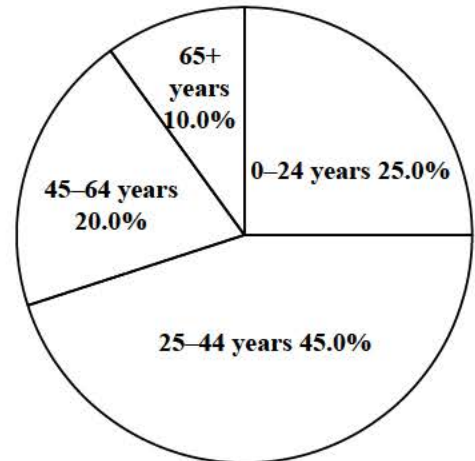
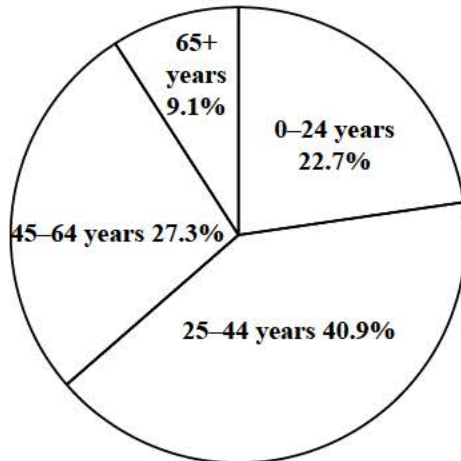
Murder Distribution by Weapon

Weapon	Number	% of Total
Firearm	14	63.6%
Knife, Cutting Instrument	5	22.7%
Hands, Fists, Feet	2	9.1%
Fire/Smoke Inhalation	1	4.5%
Total	22	100.0%



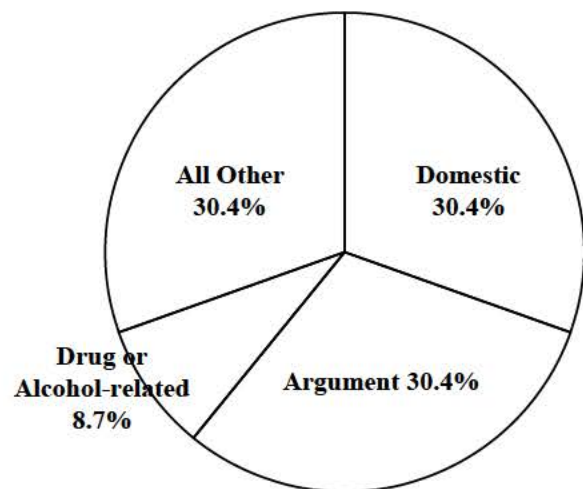
Murder Distribution by Age and Sex

Age of Victims	Male	Female	Total	Age of Offenders	Male	Female	Total
0–14 years	—	—	—	0–14 years	—	—	—
15–24 years	4	1	5	15–24 years	5	—	5
25–34 years	6	—	6	25–34 years	4	1	5
35–44 years	2	1	3	35–44 years	3	1	4
45–54 years	1	1	2	45–54 years	1	—	1
55–64 years	2	2	4	55–64 years	3	—	3
65+ years	1	1	2	65+ years	2	—	2
Total	16	6	22	Total	18	2	20



Murder Distribution by Circumstances

Circumstance**	Number	% of Total
Felony Total*	—	—
Domestic Conflict	7	30.4%
Argument	7	30.4%
Drug or Alcohol-related	2	8.7%
Other	2	8.7%
Unknown	5	21.7%
Other than Felony Total	23	100.0%
TOTAL	23	100.0%



*Felony murder is defined as a killing which occurs in conjunction with the commission of another crime such as a robbery, arson, sexual assault or other felonious activities.

**Due to the unlimited set of possible circumstances surrounding homicides, it is difficult to provide a clear-cut or precise statistical category. In the intent of uniformity, the number of circumstance categories has been kept to a minimum. Caution is suggested in drawing generalizations from the data without more deliberate analysis. This table makes no attempt to analyze the motives of offenders, but rather to display general circumstances surrounding the events.

RAPE

New definition: Penetration, no matter how slight, of the vagina or anus with any body part or object, or oral penetration by a sex organ of another person, without the consent of the victim.

“A person is guilty of gross sexual assault if that person engages in a sexual act (direct genital contact) with another person and the person submits as a result of compulsion.”
M.R.S.A. Title 17-A, § 253

This definition includes either gender of victim or offender. Sexual penetration means the penetration, no matter how slight, of the vagina or anus with any body part or object, or oral penetration by a sex organ of another or by a sex-related object. This definition also includes instances in which the victim is incapable of giving consent because of temporary or permanent mental or physical incapacity (including due to the influence of drugs or alcohol) or because of age. Physical resistance is not required on the part of the victim to demonstrate lack of consent.

Maine has experienced increased availability in services such as rape crisis centers providing 24-hour hot lines and counselors, witness/victim assistants in district attorneys’ offices, improved medical practices and increased sensitivity by law enforcement personnel. The increased number of offenses identified in this report may be, in part, influenced by the increasing confidence of victims in the criminal justice system.

Crime Clock



Trend

	2016	2017	2018	2019	2020		2016–2020
Number reported	383	448	447	514	489		
% change from previous year	2.7%	17.0%	−0.2%	15.0%	−4.9		
						% change	27.7%
Rate per 1,000	0.29	0.34	0.33	0.38	0.36		
% change from previous year	2.5%	16.6%	−0.4%	14.5%	−5.3%		
						% change	25.9%

Characteristics — 2020

Type of Offense	
Rape	97.1%
Attempts to Rape	2.9%
Value of Property Stolen during Offense	
Total	\$4,760.00
Per Incident Average	\$9.73
Clearance Rate	
186 Offenses Cleared	38.0%
Arrests/Crime Ratio	0.13

Profile of Persons Arrested 63 Arrests

Age	
17 and under	11.1%
18–24	28.6%
25–29	19.0%
30–34	9.5%
35–39	15.9%
40 and over	15.9%
Sex	
Male	96.8%
Female	3.2%

Historical rape definition: The carnal knowledge of a female forcibly and against her will.

The FBI UCR program changed the definition of rape and removed the term “forcible” in 2011. However, to understand the trend in sex offenses during the transition period, rape offenses should be reported according to the new and the historical definition.

Rape by Type of Offense, 2019–2020

	2019	2020	% change
Rape	495	475	−4.0%
Attempted Rape	19	14	−26.3%
Totals	514	489	−4.9%

ROBBERY

Robbery is defined by UCR as “the felonious and forcible taking of the property of another against his will by violence or by putting him in fear.” All attempts to rob are included in the UCR report.

“1. A person is guilty of robbery if he commits or attempts to commit theft and at the time of his actions: A. He recklessly inflicts bodily injury on another; B. He threatens to use force against any person present with the intent (1) to prevent or overcome resistance to the taking of the property, ...; or (2) to compel the person in control of the property to give it up ...; C. He uses physical force on another with the intent enumerated in paragraph B, subparagraphs (1) and (2); D. He intentionally inflicts or attempts to inflict bodily injury on another; or E. He or an accomplice to his knowledge is armed with a dangerous weapon ...” M.R.S.A. Title 17-A, § 65, 1

Crime Clock



Trend

Year	2016	2017	2018	2019	2020	2016–2020
Number reported	266	247	227	193	171	
% change from previous year	-14.5%	-7.1%	-8.1%	-15.0%	-11.4	% change -35.7%
Rate per 1,000	0.20	0.18	0.17	0.14	0.13	
% change from previous year	-14.6%	-7.5%	-8.3%	-15.3%	-11.8	% change -36.6%

Characteristics — 2020

Type of Weapon Used		Value of Property Stolen during Offense	
Firearm	25.7%	Bank	1.2%
Knife/Cutting Instrument	13.5%	Miscellaneous	11.7%
Other Dangerous Weapon	18.1%	Total	\$152,709.00
Hands, Fists, Feet	42.7%	Per Incident Average	\$893.04
Place of Occurrence		Clearance Rate	
Street, Alley	15.8%	107 Offenses Cleared	62.6%
Business Establishment	44.4%	Arrest/Crime Ratio.....	0.64
Residence	26.9%		

Profile of Persons Arrested 110 Arrests

Age	
17 and under	11.8%
18–24	16.4%
25–29	21.8%
30–34	16.4%
35–39	13.6%
40 and over	20.0%
Sex	
Male	85.5%
Female	14.5%

Robbery by Weapon Type, 2019–2020

	2019	2020	% change
Firearm	41	44	7.3%
Knife	23	23	—
Other Weapon	28	31	10.7%
Strong Arm	101	73	-27.7%
Totals	193	171	-11.4%

Robbery by Classification, 2019–2020

	Number of Offenses			Value Stolen		
	2019	2020	% change	2019	2020	% change
Highway	35	27	–22.9%	\$5,150	\$13,488	161.9%
Commercial House	44	52	18.2%	\$14,244	\$43,453	205.1%
Gas/Service Station	6	5	–16.7%	\$3,194	\$1,367	–57.2%
Convenience Store	23	19	–17.4%	\$5,388	\$3,122	–42.1%
Residence	56	46	–17.9%	\$52,746	\$49,632	–5.9%
Bank/Lending Inst.	8	2	–75.0%	\$13,230	\$15,741	19.0%
Miscellaneous	21	20	–4.8%	\$26,747	\$25,906	–3.1%
Totals	193	171	–11.4%	\$120,699	\$152,709	26.5%

Robbery Type by County

County or Agency		Highway	Commercial House	Gas Station	Convenience Store	Residence	Bank	Misc.	Total
Androscoggin	2020	5	7	—	1	8	—	2	23
	2019	4	5	—	4	10	2	2	27
Aroostook	2020	1	—	—	1	7	—	1	10
	2019	1	—	—	1	1	—	—	3
Cumberland	2020	10	22	2	7	9	1	7	58
	2019	14	21	4	3	9	2	10	63
Franklin	2020	—	—	—	—	—	—	—	0
	2019	—	—	—	—	—	—	—	0
Hancock	2020	—	3	—	—	—	—	—	3
	2019	—	—	—	—	—	—	—	0
Kennebec	2020	3	3	1	3	10	—	6	26
	2019	1	4	2	4	7	1	—	19
Knox	2020	—	—	—	—	1	—	—	1
	2019	—	—	—	—	—	—	—	0
Lincoln	2020	—	—	—	1	1	—	—	2
	2019	—	—	—	—	1	—	—	1
Oxford	2020	—	—	—	—	1	—	—	1
	2019	—	5	—	1	1	2	—	9
Penobscot	2020	3	9	—	—	1	1	2	16
	2019	4	3	—	3	6	—	4	20
Piscataquis	2020	—	1	—	—	—	—	—	1
	2019	—	—	—	—	—	—	—	0
Sagadahoc	2020	—	—	—	—	—	—	—	0
	2019	—	—	—	1	—	—	—	1
Somerset	2020	2	3	—	1	—	—	—	6
	2019	2	—	—	2	2	—	1	7
Waldo	2020	—	—	—	—	—	—	—	0
	2019	—	—	—	—	1	—	—	1
Washington	2020	—	—	—	—	—	—	—	0
	2019	—	—	—	—	1	—	—	1
York	2020	3	4	2	4	7	—	2	22
	2019	9	6	—	2	11	—	4	32
Fire Marshal	2020	—	—	—	—	—	—	—	0
	2019	—	—	—	—	—	—	—	0
MDEA	2020	—	—	—	—	—	—	—	0
	2019	—	—	—	—	—	—	—	0
State Police	2020	—	—	—	1	1	—	—	2
	2019	—	—	—	2	6	1	—	9

AGGRAVATED ASSAULT

An aggravated assault is an attempt or offer, with unlawful force or violence, to do physical injury to another. This type of assault is usually accompanied by the use of a weapon or other means likely to produce death or serious bodily injury. Attempts are included since it is not necessary that an injury result when a gun, knife, or other weapon is used which could and probably would result in serious personal injury if the crime is successfully completed. Assaults with personal weapons (hands, fists, feet) are scored as aggravated if there is personal injury requiring more than simple first aid to treat.

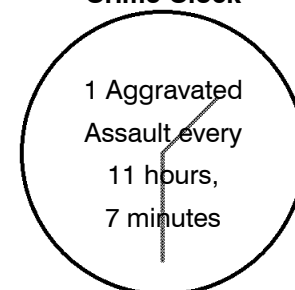
Aggravated Assault: "I. A person is guilty of aggravated assault if he ... causes: A. Serious bodily injury to another; or, B. Bodily injury to another with use of a dangerous weapon; or, C. Bodily injury to another under circumstances manifesting extreme indifference to the value of human life." M.R.S.A. Title 17-A, § 208

Assault while Hunting: "I. A person is guilty of assault while hunting if ... he, with criminal negligence, causes bodily injury to another with the use of a dangerous weapon." M.R.S.A. Title 17-A, § 208-A

Assault on an Officer: "I. A person is guilty of assault on an officer if: A. ... causes bodily injury to a law enforcement officer while the officer is in the performance of his official duties; or, B. While in custody in a penal institution or other facility pursuant to an arrest or ... court order, he commits an assault on a member of the staff of the institution ..." M.R.S.A. Title 17-A, § 752-A

Not included in this class are simple (non-aggravated) assaults. Simple assaults are non-index offenses, although a record is kept of these assaults on an "offenses known to police" form. During 2020 there were 11,281 simple assaults reported (+12.1% from 2019), with a clearance rate of 62.0%. These simple assaults are included in the report of domestic assaults, and assaults on law enforcement officers.

Crime Clock



Trend

Year	2016	2017	2018	2019	2020	2016–2020
Number reported	1,002	875	801	815	790	
% change from previous year	9.4%	–12.7%	–8.5%	1.7%	–3.1%	
						% change –21.2%
Rate per 1,000	0.75	0.65	0.60	0.61	0.59	
% change from previous year	9.2%	–13.0%	–8.6%	1.3%	–3.5%	
						% change –22.2%

Characteristics — 2020

Type of Weapon Used	
Firearm	9.6%
Knife/Cutting Instrument	16.2%
Other Dangerous Weapon	38.1%
Hands, Fists, Feet	36.1%
Clearance Rate	
633 Offenses Cleared	80.1%
Arrests/Crime Ratio.....	0.66

Profile of Persons Arrested 519 Arrests

Age	
17 and under	3.5%
18–24	16.4%
25–29	15.2%
30–34	20.8%
35–39	18.1%
40 and over	26.0%
Sex	
Male	85.5%
Female	14.5%

Aggravated Assault by Weapon Type, 2019–2020

	Firearm	Knife	Other Weapon	Strong Arm	Totals
2019	73	148	257	337	815
2020	76	128	301	285	790
% change	4.1%	-13.5%	17.1%	-15.4%	-3.1%

DOMESTIC VIOLENCE

Due to problems of abuse and domestic violence between family or household members, the 109th Maine Legislature enacted a law entitled “An Act Concerning Abuse between Household and Family Members.” The law, Chapter 578 of the Public Laws of 1979, mandates the reporting of domestic violence data by law enforcement agencies and the collection of such data (Title 19, § 770 [1]) by the Uniform Crime Reporting Unit, State Bureau of Identification, Department of Public Safety.

During 2020:

- Of a grand total of 12,071 reported assaults, 3,468 or 28.7% were identified as occurring between household or family members.
- Domestic assaults decreased 6.0% (221 offenses) from the 2019 figure of 3,689.
- Law enforcement agencies cleared 3,125 domestic assaults for a clearance rate of 90.1%.
- Of the 3,468 domestic assaults, 95.9% involved personal weapons (hands, fists, feet).

Crime Clock



Breakdown of Reported Domestic Assaults by County, 2019–2020

County	2019 Number of Offenses	2019 Percent of Total	2020 Number of Offenses	2020 Percent of Total	Percent Change Offenses
Androscoggin	399	10.8%	382	11.0%	-4.3%
Aroostook	167	4.5%	131	3.8%	-21.6%
Cumberland	607	16.5%	551	15.9%	-9.2%
Franklin	109	3.0%	122	3.5%	11.9%
Hancock	73	2.0%	76	2.2%	4.1%
Kennebec	428	11.6%	378	10.9%	-11.7%
Knox	70	1.9%	78	2.2%	11.4%
Lincoln	80	2.2%	73	2.1%	-8.8%
Oxford	124	3.4%	144	4.2%	16.1%
Penobscot	321	8.7%	314	9.1%	-2.2%
Piscataquis	45	1.2%	32	0.9%	-28.9%
Sagadahoc	65	1.8%	67	1.9%	3.1%
Somerset	242	6.6%	212	6.1%	-12.4%
Waldo	40	1.1%	52	1.5%	30.0%
Washington	56	1.5%	74	2.1%	32.1%
York	558	15.1%	511	14.7%	-8.4%
Fire Marshal	—	—	—	—	—
MDEA	—	—	—	—	—
State Police	305	8.3%	271	7.8%	-11.1%
Totals	3,689	100.0%	3,468	100.0%	-6.0%

***Domestic Violence Assaults
Comparison Data 2019–2020***

Situation/Relationships	2019 Number of Offenses	2019 % of Total	2020 Number of Offenses	2020 % of Total
Male Assault on Female				
Firearm	8	0.2	6	0.2
Knife, Cutting Instrument	13	0.4	10	0.3
Other Dangerous Weapon	49	1.3	61	1.8
Hands, Aggravated Injury	184	5.0	192	5.5
Hands, Not Aggravated	1,779	48.2	1,708	49.3
Total Male Assault on Female	2,033	55.1	1,977	57.0
Female Assault on Male				
Firearm	3	< 0.1	1	< 0.1
Knife, Cutting Instrument	10	0.3	15	0.4
Other Dangerous Weapon	16	0.4	14	0.4
Hands, Aggravated Injury	15	0.4	16	0.5
Hands, Not Aggravated	629	17.1	593	17.1
Total Female Assault on Male	673	18.2	639	18.4
Parent Assault on Child				
Firearm	2	< 0.1	1	< 0.1
Knife, Cutting Instrument	2	< 0.1	—	—
Other Dangerous Weapon	3	< 0.1	7	0.2
Hands, Aggravated Injury	19	0.5	15	0.4
Hands, Not Aggravated	304	8.2	222	6.4
Total Parent Assault on Child	330	8.9	245	7.1
Child Assault on Parent				
Firearm	—	—	4	0.1
Knife, Cutting Instrument	5	0.1	2	< 0.1
Other Dangerous Weapon	5	0.1	2	< 0.1
Hands, Aggravated Injury	9	0.2	9	0.3
Hands, Not Aggravated	292	7.9	273	7.9
Total Child Assault on Parent	311	8.4	290	8.4
All Other Domestic Assaults				
Firearm	3	< 0.1	2	< 0.1
Knife, Cutting Instrument	8	0.2	7	0.2
Other Dangerous Weapon	12	0.3	10	0.3
Hands, Aggravated Injury	12	0.3	12	0.3
Hands, Not Aggravated	307	8.3	286	8.2
Total All Other Domestic Assaults	342	9.3	317	9.1
Grand Total All Domestic Assaults	3,689	100.0	3,468	100.0
Domestic Assaults/Type of Weapon				
Firearm	16	0.4	14	0.4
Knife, Cutting Instrument	38	1.0	34	1.0
Other Dangerous Weapon	85	2.3	94	2.7
Hands, Aggravated Injury	239	6.5	244	7.0
Hands, Not Aggravated	3,311	89.8	3,082	88.9
Total Domestic Assaults	3,689	100.0	3,468	100.0
Total All Domestic Assaults	3,689	33.9	3,468	28.7
Total All Reported Assaults	10,879	100.0	12,071	100.0

BURGLARY

Burglary, also known as breaking and entering, is “the unlawful entry or attempted forcible entry of any structure to commit a felony or larceny.”

“A person is guilty of burglary if he enters or surreptitiously remains in a structure, knowing that he is not licensed or privileged to do so, with the intent to commit a crime therein.” M.R.S.A. Title 17-A, § 401

Crime Clock**Trend**

Year	2016	2017	2018	2019	2020	2016–2020
Number reported	3,991	3,316	2,707	2,340	2,019	
% change from previous year	-14.6%	-16.9%	-18.4%	-13.6%	-13.7%	
						% change -49.4%
Rate per 1,000	3.00	2.48	2.02	1.74	1.50	
% change from previous year	-14.8%	-17.2%	-18.5%	-13.9%	-14.1%	
						% change -50.1%

Characteristics — 2020

Place of Occurrence	Time of Day
Residence 65.1%	Night — 6 p.m.–6 a.m. 27.0%
Non-Residence 34.9%	Day — 6 a.m.–6 p.m. 64.3%
	Unknown 8.7%
Type of Entry	Value of Property Stolen during Offense
Forcible Entry 46.8%	Total..... \$3,198,923.00
Unlawful Entry — No Force 46.2%	Per Incident Average..... \$1,584.41
Attempted Forcible Entry 7.1%	
	Clearance Rate
	524 Offenses Cleared..... 26.0%
	Arrests/Crime Ratio..... 0.23

**Profile of Persons Arrested
457 Arrests**

Age	
17 and under 20.4%	
18–24 17.9%	
25–29 12.0%	
30–34 18.8%	
35–39 12.3%	
40 and over 18.6%	
Sex	
Male 83.6%	
Female 16.4%	

Type of Entry, 2019–2020

	2019	2020	% chg
Forcible Entry	970	944	-2.7%
Unlawful Entry, No Force	1,199	932	-22.3%
Attempted Forcible Entry	171	143	-16.4%
Totals	2,340	2,019	-13.7%

Burglary by Time of Day, 2019-2020

	Number of Offenses			Estimated Value of Property Loss		
	2019	2020	% change	2019	2020	% change
Residence						
6 p.m.–6 a.m.	461	359	–22.1%	\$526,863	\$416,427	–21.0%
6 a.m.–6 p.m.	901	832	–7.7%	\$808,063	\$1,071,857	32.6%
Unknown	180	123	–31.7%	\$205,473	\$150,606	–26.7%
Subtotals	1,542	1,314	–14.8%	\$1,540,399	\$1,638,890	6.4%
Non-Residence						
6 p.m.–6 a.m.	246	186	–24.4%	\$332,646	\$186,452	–43.9%
6 a.m.–6 p.m.	445	466	4.7%	\$758,957	\$1,323,076	74.3%
Unknown	107	53	–50.5%	\$229,106	\$50,505	–78.0%
Subtotals	798	705	–11.7%	\$1,320,709	\$1,560,033	18.1%
Grand Totals	2,340	2,019	–13.7%	\$2,861,108	\$3,198,923	11.8%

LARCENY-THEFT

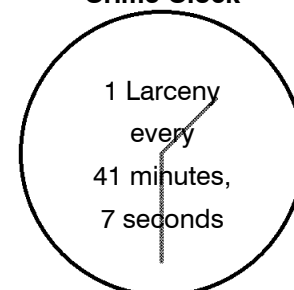
Larceny is the unlawful taking of the property of another with the intent to deprive him of ownership.

Maine has consolidated conduct denoted as Theft under Title 17-A, Chapter 15, § 351, Consolidation, embracing numerous separate crimes previously known as larceny, embezzlement, false pretenses, extortion, blackmail, shoplifting, and receiving stolen property. In properly classifying/scoring these offenses under UCR guidelines, certain offenses fall under Larceny-Theft, while others more appropriately fit under Part II offense definitions such as Fraud, Embezzlement, Stolen Property or All Other Offenses.

Theft by unauthorized taking or transfer — “1. A person is guilty of theft if he obtains or exercises unauthorized control over the property of another with intent to deprive him thereof.” M.R.S.A. Title 17-A, § 353

Burglary of a motor vehicle — “A person is guilty of theft if the actor enters a motor vehicle knowing the actor is not licensed or privileged to do so, with the intent to commit a crime therein (and that crime is theft).” M.R.S.A. Title 17-A, § 405

Crime Clock



Trend

Year	2016	2017	2018	2019	2020	2016–2020
Number reported	17,104	15,968	14,688	13,711	12,820	
% change from previous year	–9.0%	–6.6%	–8.0%	–6.7%	–6.5%	
						% change –25.0%
Rate per 1,000	12.85	11.95	10.97	10.20	9.50	
% change from previous year	–9.2%	–7.0%	–8.2%	–7.1%	–6.9%	
						% change –26.1%

Characteristics — 2020

Type of Criminal Activity		Value per Incident	
Pocket-Picking	0.1%	Over \$200	38.3%
Purse-Snatching	0.2%	\$50 to \$200	22.6%
Shoplifting	18.5%	Under \$50	39.1%
From Motor Vehicles	13.8%	Value of Property Stolen during Offense	
Motor Vehicle Parts & Accessories	4.3%	Total	\$8,382,515.00
Bicycles	3.3%	Per Incident Average	\$653.86
From Buildings	9.1%	Clearance Rate	
From Coin-Op Machines	< 0.1%	4,333 Offenses Cleared	33.8%
All Other	50.7%	Arrests/Crime Ratio.....	0.26

Profile of Persons Arrested
3,395 Arrests

Age	
17 and under	6.5%
18–24	15.5%
25–29	13.4%
30–34	18.6%
35–39	16.3%
40 and over	29.7%
Sex	
Male	57.4%
Female	42.6%

Larceny by Classification, 2019–2020

	Number of Offenses			Value Stolen		
	2019	2020	% change	2019	2020	% change
Pocket-Picking	3	10	233.3%	\$450	\$3,986	785.8%
Purse-Snatching	23	29	26.1%	\$4,884	\$9,035	85.0%
Shoplifting	3,120	2,374	–23.9%	\$477,137	\$396,883	–16.8%
From Motor Vehicles	2,099	1,763	–16.0%	\$1,423,046	\$689,312	–51.6%
M/V Parts & Accessories	250	549	119.6%	\$133,128	\$543,371	308.2%
Bicycles	506	426	–15.8%	\$174,963	\$201,163	15.0%
From Buildings	1,415	1,164	–17.7%	\$1,215,305	\$923,706	–24.0%
From Coin-Op Machines	3	6	100.0%	\$85	\$2,109	2,381.2%
All Other	6,292	6,499	3.3%	\$6,369,101	\$5,612,950	–11.9%
Totals	13,711	12,820	–6.5%	\$9,798,099	\$8,382,515	–14.4%

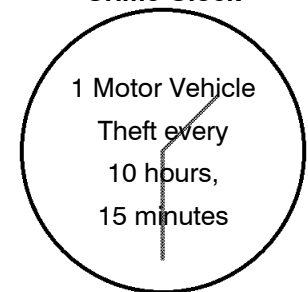
MOTOR VEHICLE THEFT

Uniform Crime Reporting defines Motor Vehicle Theft as the larceny or attempted larceny of a motor vehicle, including “joy riding.” Excluded from this class is a reported offense where there is lawful access to the vehicle, such as a family situation, or unauthorized use by others with lawful access, such as with employees.

Motor vehicles are defined by UCR as self-propelled vehicles that run on the surface of the land and not on rails, such as automobiles, trucks, buses, motorcycles, motor scooters, snowmobiles, ATVs, etc. Not included are farm equipment, construction equipment, airplanes, motorboats.

Unauthorized use of property — “1. A person is guilty of theft if: A. Knowing that he does not have the consent of the owner, he takes, operates or exercises control over a vehicle, or knowing that the vehicle has been wrongfully obtained, he rides in such vehicle.” M.R.S.A. Title 17-A § 360

Crime Clock



Trend

Year	2016	2017	2018	2019	2020	2016–2020
Number reported	775	792	776	724	857	
% change from previous year	–4.3%	2.2%	–2.0%	–6.7%	18.4%	% change 10.6%
Rate per 1,000	0.58	0.59	0.58	0.54	0.63	
% change from previous year	–4.5%	1.9%	–2.2%	–7.1%	17.9%	% change 9.1%

Type of Vehicle 2019–2020

	Auto- mobiles	Trucks/ Buses	Other Vehicles	Totals
2019	600	59	65	724
2020	706	79	72	857
% change	17.7%	33.9%	10.8%	18.4%

Locally Stolen M/Vs Recovered 2020

	No. Recovered	% Recovered
Recovered Locally	172	20.1%
Recovered — Other Jurisdictions	77	9.0%
Total Recovered	249	29.1%
Not Recovered	608	70.9%

Characteristics — 2020

Type of Vehicle	
Automobiles	82.4%
Truck/Buses	9.2%
Other Vehicles	8.4%
Value of Property Stolen during Offense	
Total	\$6,687,389.00
Per Incident Average	\$7,803.25
Number of Locally Stolen M/Vs Recovered	249
Value of Property Recovered	
Total	\$4,319,976.00
Clearance Rate	
383 Offenses Cleared	44.7%
Arrests/Crime Ratio	0.30

Profile of Persons Arrested 257 Arrests

Age	
17 and under	21.4%
18–24	13.6%
25–29	23.3%
30–34	17.9%
35–39	9.7%
40 and over	14.0%
Sex	
Male	74.7%
Female	25.3%

ARSON

Arson is defined by the Uniform Crime Reporting program as any willful or malicious burning or attempt to burn, with or without intent to defraud, a dwelling house, public building, motor vehicle or aircraft, personal property of another, etc. Only fires determined through investigation to have been willfully or maliciously set are classified as arson. Fires of suspicious or unknown origins are excluded.

"1. A person is guilty of arson if he starts, causes, or maintains a fire or explosion; A. On the property of another with the intent to damage or destroy property thereon; or B. On his own property or the property of another (1) with the intent to enable any person to collect insurance proceeds for the loss caused by the fire or explosion; or (2) which recklessly endangers any person or the property of another." M.R.S.A. Title 17-A, § 802

Crime Clock



Trend

Year	2016	2017	2018	2019	2020	2016–2020
Number reported	209	136	104	145	179	
% change from previous year	129.7%	–34.9%	–23.5%	39.4%	23.4%	% change –14.4%
Rate per 1,000	0.16	0.10	0.08	0.11	0.13	
% change from previous year	129.3%	–35.1%	–23.7%	38.8%	22.9%	% change –15.5%

Characteristics — 2020

Type of Property	Value of Property Damaged
Structural 59.8%	Total \$2,923,249.00
Mobile 17.9%	Per Incident Average \$16,331.00
Other 22.3%	Clearance Ratio
	68 Offenses Cleared 38.0%
	Arrests/Crime Ratio 0.33

Profile of Persons Arrested 59 Arrests

Age	
17 and under	35.6%
18–24	27.1%
25–29	11.9%
30–34	3.4%
35–39	5.1%
40 and over	16.9%
Sex	
Male	84.7%
Female	15.3%

Arson by Property Type, 2019–2020

	Number of Offenses			Estimated Value of Property Loss		
	2019	2020	% change	2019	2020	% change
Structural — Residential	54	69	27.8%	\$2,764,025	\$1,956,630	–29.2%
Structural — Non-residential	30	38	26.7%	\$332,685	\$676,665	103.4%
Mobile (cars, trailers, boats, etc.)	29	32	10.3%	\$258,220	\$269,732	4.5%
All other (crops, fields, signs, etc.)	32	40	25.0%	\$62,544	\$20,222	–67.7%
Totals	145	179	23.4%	\$3,417,474	\$2,923,249	–14.5%

Arson Breakdown by County

County	No. Offenses			Estimated Value of Property Loss		
	2019	2020	% change	2019	2020	% change
Androscoggin	5	17	240.0%	\$600	\$145,857	24,209.5%
Aroostook	2	2	—	\$20	\$1,839	9,095.0%
Cumberland	11	22	100.0%	\$2,800	\$171,396	6,021.3%
Franklin	—	—	—	—	—	—
Hancock	2	1	-50.0%	\$95	—	-100.0%
Kennebec	3	6	100.0%	\$344	\$210	-39.0%
Knox	2	3	50.0%	\$200	\$100	-50.0%
Lincoln	—	1	100.0%	—	\$10	100.0%
Oxford	2	—	-100.0%	—	—	—
Penobscot	7	1	-85.7%	\$4,100	—	-100.0%
Piscataquis	—	—	—	—	—	—
Sagadahoc	1	—	-100.0%	\$480	—	-100.0%
Somerset	8	3	-62.5%	\$10,700	\$85	-99.2%
Waldo	—	—	—	—	—	—
Washington	—	—	—	—	—	—
York	12	14	16.7%	\$346,260	\$265,680	-23.3%
Fire Marshal	89	107	20.2%	\$3,051,875	\$2,336,972	-23.4%
MDEA	—	—	—	—	—	—
State Police	1	2	100.0%	—	\$1,100	100.0%
Totals	145	179	23.4%	\$3,417,474	\$2,923,249	-14.5%

HATE CRIME

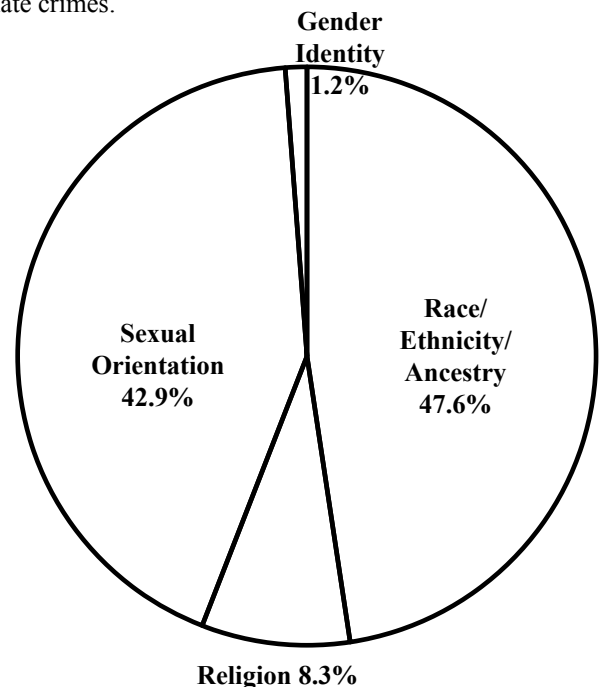
Commencing in 1992, law enforcement officers are to report hate crimes as a supplementary report to the UCR program. Under Title 25 sec. 1544, hate crimes are defined as those that “manifest evidence of prejudice based on race, religion, sexual orientation or ethnicity ...”. On June 26, 1997, disability bias was added to the definition of hate crime, creating two new categories: Anti-Mental Disability and Anti-Physical Disability. Two new categories are added to Hate Crime Motivation: Gender and Gender Identity. There have also been numerous other additions to Bias Types. Maine’s hate crimes are further reported to the FBI as part of the federal Hate Crimes Statistics Act.

The reported number of hate crime incidents in Maine in 2020 was 83. These incidents involved 84 victims with at least 45 offenders, and resulted in a total of 83 offenses.

Hate Crime 2020

Number of incidents	83
Number of victims	84
Number of offenders	45
Number of offenses	83

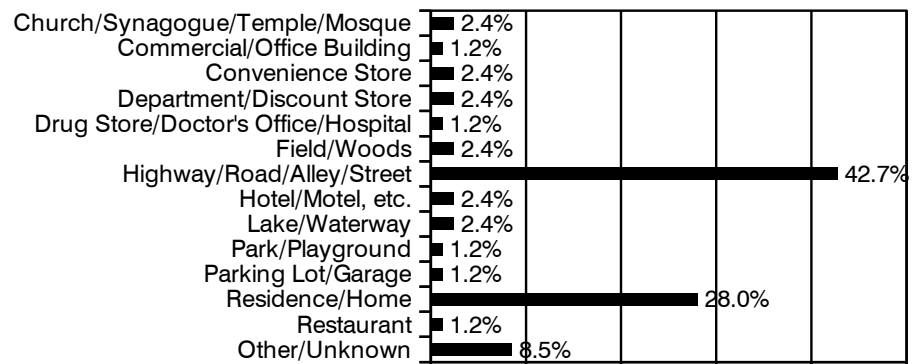
In 2020, the most commonly reported bias motivation was race/ethnicity/ancestry, followed by sexual orientation hate crimes.



<i>Hate Crime Bias Motivation</i>				
Bias Nature	Group %	Bias Type	No.	% of Total
Race/ Ethnicity/ Ancestry	47.6%	Anti-American Indian or Alaska Native	1	1.2%
		Anti-Arab	—	—
		Anti-Asian	3	3.6%
		Anti-Black or African American	33	39.3%
		Anti-Hispanic or Latino	—	—
		Anti-Multiple Races Group	—	—
		Anti-Native Hawaiian or other Pacific Islander	2	2.4%
		Anti-Other Race/Ethnicity/Ancestry	—	—
		Anti-White	1	1.2%
Religion	8.3%	Anti-Buddhist	—	—
		Anti-Catholic	—	—
		Anti-Eastern Orthodox (Russian, Greek, Other)	—	—
		Anti-Hindu	—	—
		Anti-Islamic (Muslim)	1	1.2%
		Anti-Jehovah's Witness	—	—
		Anti-Jewish	5	6.0%
		Anti-Mormon	—	—
		Anti-Multiple Religions Group	1	1.2%
		Anti-Other Christian	—	—
		Anti-Other Religion	—	—
		Anti-Protestant	—	—
		Anti-Sikh	—	—
		Anti-Atheism/Agnosticism	—	—
Sexual Orientation	42.9%	Anti-Bisexual	—	—
		Anti-Gay (Male)	5	6.0%
		Anti-Heterosexual	1	1.2%
		Anti-Lesbian	1	1.2%
		Anti-Lesbian, Gay, Bi-sexual, or Transgender (Mixed Group)	29	34.5%
Disability	—	Anti-Mental Disability	—	—
		Anti-Physical Disability	—	—
Gender	—	Anti-Female	—	—
		Anti-Male	—	—
Gender Identity	1.2%	Anti-Gender Nonconforming	—	—
		Anti-Transgender	1	1.2%
Total	100.0%		84	100.0%

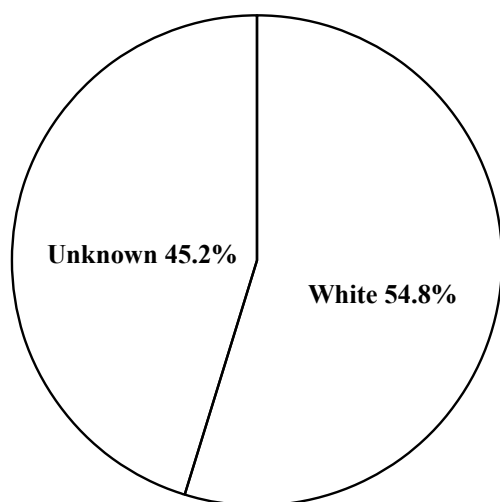
<i>Hate Crime Locations</i>		
Location	No.	%
Abandoned/Condemned Structure	—	—
Air/Bus/Train Terminal	—	—
Amusement Park	—	—
Arena/Stadium/Fairgrounds/Coliseum	—	—
ATM Separate from Bank	—	—
Auto Dealership, New/Used	—	—
Bank/Savings and Loan	—	—
Bar/Night Club	—	—
Camp/Campground	—	—
Church/Synagogue/Temple/Mosque	2	2.4%
Commercial/Office Building	1	1.2%
Community Center	—	—
Construction Site	—	—
Convenience Store	2	2.4%
Daycare Facility	—	—
Department/Discount Store	2	2.4%
Dock/Wharf/Freight/Modal Terminal	—	—
Drug Store/Doctor's Office/Hospital	1	1.2%
Farm Facility	—	—
Field/Woods	2	2.4%
Gambling Facility/Casino/Race Track	—	—
Government/Public Building	—	—
Grocery/Supermarket	—	—
Highway/Road/Alley/Street	35	42.7%
Hotel/Motel, etc.	2	2.4%
Industrial Site	—	—
Jail/Prison	—	—
Lake/Waterway	2	2.4%
Liquor Store	—	—
Military Installation	—	—
Park/Playground	1	1.2%
Parking Lot/Garage	1	1.2%
Rental Storage Facility	—	—
Residence/Home	23	28.0%
Rest Area	—	—
Restaurant	1	1.2%
School, College/University	—	—
School, Elementary/Secondary	—	—
Service/Gas Station	—	—
Shelter/Mission, Homeless	—	—
Shopping Mall	—	—
Specialty Store	—	—
Tribal Lands	—	—
Other/Unknown	7	8.5%
Total	82	100.0%

The most frequently reported location of bias crimes in 2020 was highways, roads, alleys and streets. The second most common location was residences and homes, and the third was other/unknown.



The most common race of suspected offenders of hate crimes was white.

<i>Hate Crime Offenders by Race</i>		
Suspected Offenders' Race	No.	% of Total
White	46	54.8%
Black or African American	—	—
American Indian or Alaska Native	—	—
Asian	—	—
Group of Multiple Races	—	—
Unknown	38	45.2%
Native Hawaiian or Other Pacific Islander	—	—
Total	84	100.0%



Information on the victims of hate crimes is limited to victim type. While bias motivation information identifies the offender's bias, it is important to note that the victim may not actually belong to the group the offender sought to harm. For this reason, information on the victims' actual group membership is not recorded.

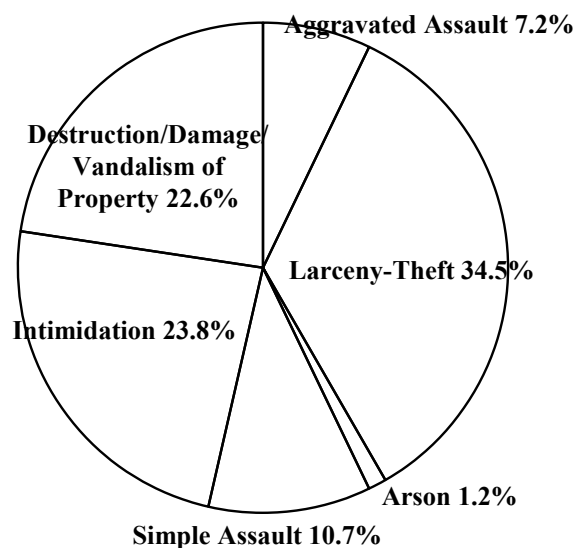
Victim type, in the hate crime data collection program, is listed as: individual, business, financial institution, government, religious organization, other and unknown. Of these victim types, individuals were reported to be the main hate crime target.

<i>Hate Crime Offenses by Victim Type</i>		
Victim Type	No.	% of Total
Individual	84	92.3%
Business	2	2.2%
Financial Institution	—	—
Government	4	4.4%
Religious Organization	1	1.1%
Other	—	—
Unknown	—	—
Total	91	100.0%

Offense information in the hate crime data collection program are defined in accordance with federal Uniform Crime Reporting definitions and do not necessarily conform to Maine state definitions. Complete offense definitions are available in the appendix to this publication.

Hate crime offense information falls into the eight index crimes — murder, rape, robbery, aggravated assault, burglary, larceny-theft, motor vehicle theft, and arson — plus the non-index crimes of simple assault, intimidation and vandalism. New hate crime offenses of human trafficking, commercial sex acts; and human trafficking, involuntary servitude, have been added.

<i>Hate Crime by Offense</i>		
Offense	Volume	% of Total
Murder	—	—
Rape	—	—
Robbery	—	—
Aggravated Assault	6	7.2%
Burglary	—	—
Larceny-Theft	29	34.5%
Motor Vehicle Theft	—	—
Arson	1	1.2%
Simple Assault	9	10.7%
Intimidation	20	23.8%
Destruction/Damage/Vandalism of Property	19	22.6%
Human Trafficking, Commercial Sex Acts	—	—
Human Trafficking, Involuntary Servitude	—	—
Total	84	100.0%



Hate Crime Offenses Reported by Agency

Augusta Police Department		
2.....	Destruction/Damage/Vandalism.....	Anti-Black
1.....	Intimidation.....	Anti-Asian
Bangor Police Department		
1.....	Destruction/Damage/Vandalism.....	Anti-Jewish
Bath Police Department		
1.....	Intimidation.....	Anti-Jewish
Biddeford Police Department		
1.....	Intimidation.....	Anti-Black
Boothbay Harbor Police Department		
1.....	Aggravated Assault.....	Anti-Islamic (Muslim)
Brunswick Police Department		
1.....	Destruction/Damage/Vandalism.....	Anti-Black
Cumberland County Sheriff's Office		
1.....	Intimidation.....	Anti-Lesbian, Gay, Bisexual or Transgender (Mixed Group)
5.....	All Other Theft.....	Anti-Black
1.....	All Other Theft.....	Anti-Multiple Religions Group
1.....	All Other Theft.....	Anti-Gay (Male)
20.....	All Other Theft.....	Anti-Lesbian, Gay, Bisexual or Transgender (Mixed Group)
2.....	Destruction/Damage/Vandalism.....	Anti-Black
6.....	Destruction/Damage/Vandalism.....	Anti-Lesbian, Gay, Bisexual or Transgender (Mixed Group)
1.....	Destruction/Damage/Vandalism.....	Anti-Heterosexual
Cumberland Police Department		
1.....	Simple Assault.....	Anti-Black
Fryeburg Police Department		
1.....	Intimidation.....	Anti-Black
Kennebunk Police Department		
1.....	Destruction/Damage/Vandalism.....	Anti-Black
Lewiston Police Department		
1.....	Aggravated Assault.....	Anti-Gay (Male)
Livermore Falls Police Department		
4.....	Intimidation.....	Anti-Black
Maine State Police		
1.....	Destruction/Damage/Vandalism.....	Anti-Black
1.....	Intimidation.....	Anti-Black
1.....	Simple Assault.....	Anti-Gay (Male)
1.....	All Other Theft.....	Anti-Lesbian, Gay, Bisexual or Transgender (Mixed Group)
1.....	Arson/2 Aggravated Assaults/Destruction/ Damage/Vandalism of Property.....	Anti-Black
Mexico Police Department		
2.....	Intimidation.....	Anti-Black
Norway Police Department		
1.....	Intimidation.....	Anti-Black
Portland Police Department		
1.....	Simple Assault.....	Anti-Black
1.....	Intimidation.....	Anti-Black
1.....	Intimidation.....	Anti-Native Hawaiian or other Pacific Islander
1.....	Destruction/Damage/Vandalism.....	Anti-Jewish
1.....	Simple Assault.....	Anti-Gay (Male)
1.....	Aggravated Assault.....	Anti-Lesbian
Rockland Police Department		
1.....	Destruction/Damage/Vandalism.....	Anti-Jewish
1.....	All Other Theft.....	Anti-Lesbian, Gay, Bisexual or Transgender (Mixed Group)
1.....	Intimidation.....	Anti-Transgender
Saco Police Department		
4.....	Intimidation.....	Anti-Black
1.....	Intimidation.....	Anti-Native Hawaiian or other Pacific Islander
1.....	Destruction/Damage/Vandalism.....	Anti-Jewish
1.....	Simple Assault.....	Anti-Black
Skowhegan Police Department		
1.....	Simple Assault.....	Anti-Asian
South Portland Police Department		
2.....	Simple Assault.....	Anti-Black
1.....	Intimidation.....	Anti-Jewish
Waldo County Sheriff's Office		
1.....	Simple Assault.....	Anti-American Indian/Alaskan Native
Waterville Police Department		
1.....	Aggravated Assault.....	Anti-Black
Windham Police Department		
1.....	Intimidation.....	Anti-White
1.....	Simple Assault.....	Anti-Black
23	87	
Agencies	Offenses	

STOLEN AND RECOVERED PROPERTY VALUES

Supplementary reports relating to property stolen and recovered provide information on the estimated value of such property. The investigating officer has the obligation to assess the value of property stolen and recovered in each crime index offense. The officer is guided by the following instructions:

1. Use fair market value for items subject to depreciation.
2. Use wholesale cost of goods stolen from retail establishments.
3. Use victim's evaluation of non-depreciable items.
4. Use cost of replacement to victims for new or almost new items.

There was over 18 million dollars' worth of property reported stolen in Maine during 2020. This value does not include the value of property damaged due to vandalism, malicious mischief or arson.

During 2020:

- Property stolen totaled \$18,426,296, down 1.5% from the 2019 figure of \$18,697,782 .
- There was \$5,839,052 worth of property recovered, up 4.0% from \$5,615,882 in 2019.
- The rate of recovery was 31.7%, compared to 30.0% for 2019.
- The property type with the highest recovery rate was Locally Stolen Motor Vehicles, 62.5%.
- The dollar value of property stolen and recovered less motor vehicles was \$11,517,236 stolen, \$1,519,076 (13.2%) recovered.

<i>Breakdown by Type and Value of Property</i>			
Type of Property	Value Stolen	Value Recovered	Percent Recovered
Currency, Notes, etc.	\$3,189,240	\$99,301	3.1%
Jewelry, Precious Metals	\$985,385	\$70,992	7.2%
Clothing and Furs	\$233,713	\$43,527	18.6%
Locally Stolen Motor Vehicles	\$6,909,060	\$4,319,976	62.5%
Office Equipment	\$259,236	\$44,604	17.2%
TVs, Radios, VCRs, Cameras	\$195,414	\$28,105	14.4%
Firearms	\$178,995	\$44,062	24.6%
Household Goods	\$256,485	\$31,681	12.4%
Consumable Goods	\$1,258,318	\$252,863	20.1%
Livestock	\$1,608	\$200	12.4%
Miscellaneous	\$4,958,842	\$903,741	18.2%
Totals	\$18,426,296	\$5,839,052	31.7%
(Note: The value of property recovered may include items stolen during a previous reporting period.)			

Clearance Rate

For Uniform Crime Reporting purposes, a crime index offense is cleared when a law enforcement agency has identified the offender, there is enough evidence to charge him, and he is actually taken into custody. The arrest of one person can clear several crimes, or several persons may be arrested in the process of clearing one crime.

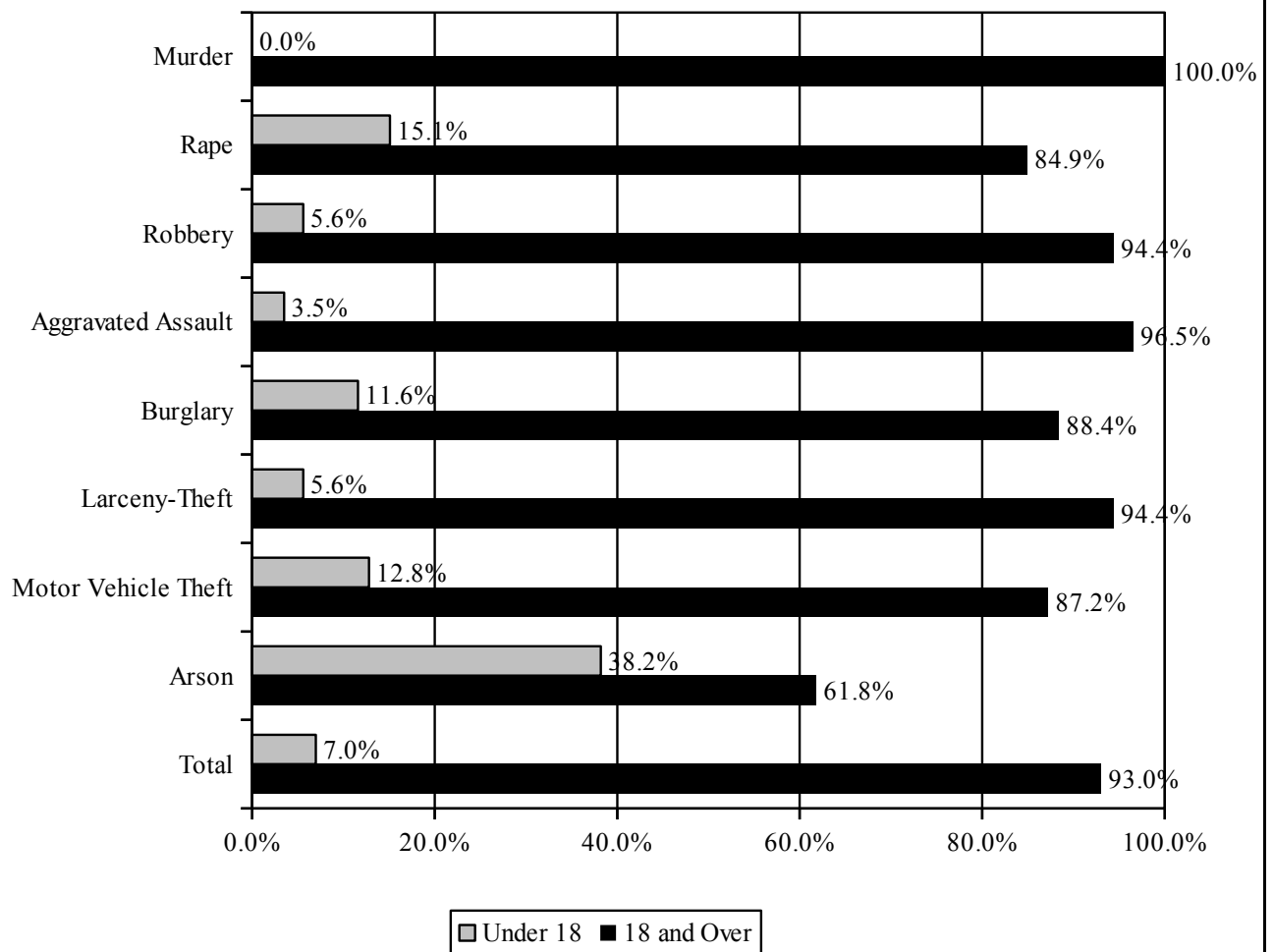
Crime solutions are also recorded in exceptional circumstances when some elements beyond law enforcement control precludes formal charges against the offender. An offense may be exceptionally cleared when it falls into one of the following categories:

1. The offender commits suicide.
2. A double murder occurs (two persons kill each other).
3. The offender dies after making a confession (dying declaration).
4. The offender is killed by law enforcement officers.
5. The offender confesses to committing a crime while already in custody for another crime or serving a sentence.
6. The offender is prosecuted in another city for a different crime by federal, state or local authorities, or for the same offense, and the other jurisdiction refuses to release the offender.
7. Another jurisdiction refuses to extradite the offender.
8. The victim of a crime refuses to cooperate in the prosecution.
9. The offender is prosecuted for a less serious charge than the one for which he was arrested.
10. The offender is a juvenile who is handled by a verbal or written notice to the parents in instances involving minor offenses such as petit or simple larceny.
11. Prosecution declined.

During 2020, 36.0% of reported index crimes were cleared, either by arrest or exceptional means. The state clearance rate, lower than the 39.6% rate for 2019, continues to be consistently higher than the national average of approximately 21.5% (2019 data). The percentage of violent crimes cleared in 2020 was 64.1%, while the clearance rate for property crimes was 33.4%.

<i>Clearance Rate of Index Offenses, January–December 2020</i>			
Classification	Number of Offenses	Number Cleared	Percent Cleared
Murder	22	17	77.3%
Rape	489	186	38.0%
Robbery	171	107	62.6%
Aggravated Assault	790	633	80.1%
Burglary	2,019	524	26.0%
Larceny-Theft	12,820	4,333	33.8%
Motor Vehicle Theft	857	383	44.7%
Arson	179	68	38.0%
Totals	17,347	6,251	36.0%

(Note: Offenses cleared do not necessarily relate to the actual offenses during the January–December period. Offenses can be cleared from prior periods.)

Analysis of Offenses Cleared — by Age of Offenders

ARREST DATA

In addition to the monthly reports on the number of index crimes reported, law enforcement agencies also submit monthly forms detailing the number of persons arrested. For UCR statistical purposes, “arrests” also include those persons cited or summoned for criminal acts in lieu of actual physical custody. These forms categorize the arrests by offense classification (both Part I and Part II crimes), and by age, sex and race. The same individual may be arrested several times over a period of time; each separate arrest is counted. A person may be arrested on several charges at one time; only one arrest is counted and is listed under the most serious charge. For UCR purposes, a juvenile is counted as “arrested” when the circumstances are such that if he or she were an adult, an arrest would result; in fact, there may not have been a formal charge.

During 2020:

- 5.2% of all arrests were juveniles, 94.8% were adults.
- Index offenses accounted for 25.2% of juvenile arrests.
- For adults, 14.5% of arrests were for index offenses.
- Over one third (33.8%) of adult arrests were between the ages of 25–34, inclusive.

The total number of arrests for 2020 was down 16.9%. Part I offenses were down 14.6%, Part II offenses were down 17.3%.

The report form on juvenile arrests used by the police agencies in Maine includes a section on the disposition of each person. These categories are as follows.		
Disposition	Number	Percent Distribution
1. Handled within the department (released to parents, etc.)	26	1.5%
2. Referred to juvenile court or juvenile intake	450	26.6%
3. Referred to welfare agency (i.e., Dept. of Health and Human Services)	2	0.1%
4. Referred to other police agency	—	—
5. Referred to criminal or adult court	5	0.3%
Disposition not specified	1,206	71.4%
Total Dispositions	1,689	100.0%
(Percentages may not equal 100% because of rounding.)		

On the next page is a summary of total arrests made this year and last. Then begins a section showing arrests made by each reporting agency in the state. County arrest summaries may be found on pages 65–67. Arrest reports from the Maine State Fire Marshal’s Office, the Maine Drug Enforcement Agency, and the Maine State Police are given as statewide totals on page 68. Those three agencies are followed by a total of all state arrests for 2020.

The table on page 69 shows a breakdown of arrests by age category; that on pages 70–71 shows total state arrests classified by age and sex; tables on pages 72–76 show arrests by race; pages 77–79 give some detail on drug and liquor arrests; and the table on pages 80–81 gives arrest data for the last ten years.

Total Arrests — Percent Change 2019–2020			
Offenses	2019	2020	% Chg
Murder	10	12	20.0%
Rape	64	63	–1.6%
Robbery	93	110	18.3%
Aggravated Assault	523	519	–0.8%
Burglary	498	457	–8.2%
Larceny-Theft	4,274	3,395	–20.6%
Motor Vehicle Theft	198	257	29.8%
Arson	44	59	34.1%
Subtotal for Part I Offenses	5,704	4,872	–14.6%
Manslaughter	1	3	200.0%
Other Assaults	4,789	4,455	–7.0%
Forgery and Counterfeiting	146	118	–19.2%
Fraud	402	316	–21.4%
Embezzlement	41	20	–51.2%
Stolen Property: Buy, Receive, Possess	99	105	6.1%
Vandalism	972	958	–1.4%
Weapons: Possession, etc.	137	130	–5.1%
Prostitution and Commercialized Vice	51	37	–27.5%
Sex Offenses	171	115	–32.7%
Drug Abuse Violations	3,614	3,181	–12.0%
Gambling	3	1	–66.7%
Offenses against Family and Children	142	81	–43.0%
Driving under the Influence	5,451	4,118	–24.5%
Liquor Laws	1,576	915	–41.9%
Drunkenness	10	5	–50.0%
Disorderly Conduct	1,223	863	–29.4%
All Other (except Traffic)	14,332	12,000	–16.3%
Human Trafficking	—	1	100.0%
Curfew and Loitering	3	10	233.3%
Runaways	26	—	–100.0%
Subtotal for Part II Offenses	33,189	27,432	–17.3%
GRAND TOTALS	38,893	32,304	–16.9%

Androscoggin County							
Offense Category	Sex	Androsc. SO		Auburn PD		Lewiston PD	
		Juv.	Adult	Juv.	Adult	Juv.	Adult
Murder & Non-negligent Manslaughter	F						
	M						2
Manslaughter by Negligence	F						
	M						
Rape	F						
	M					1	2
Robbery	F						3
	M		1	1	1	6	5
Aggravated Assault	F		1		1		4
	M		7	1	9	3	32
Burglary, Breaking & Entering	F				1	1	
	M		3	5	5	7	13
Larceny-Theft (except Auto Theft)	F	1	4	7	96	3	37
	M	3	13	10	100	12	53
Motor Vehicle Theft	F				1	2	2
	M		2		2	2	6
Other Assaults	F	1	10	13	28	10	50
	M	2	25	12	75	11	102
Arson	F					1	1
	M					3	
Forgery & Counterfeiting	F						
	M		1		2		4
Fraud	F				7		1
	M				4		9
Embezzlement	F				1		5
	M				1		
Stolen Property: Buying, Receiving, Possessing	F				2		3
	M		1		4		4
Vandalism	F		1	2	8	4	5
	M	1	6	13	10	3	23
Weapons: Carrying, Possessing, etc.	F						
	M				1		3
Prostitution & Commercialized Vice	F						1
	M						7
Sex Offenses	F					1	1
	M		1	1	3	4	4
Drug Abuse Violations	F		5		19	1	23
	M		8	2	31		50
Gambling	F						
	M						
Offenses Against Family & Children	F				2		1
	M				1		
Driving Under the Influence	F		15		19		15
	M		33		34		42
Liquor Laws	F	1		1	2	1	4
	M	1	4	3	14	4	26
Drunkenness	F						
	M						
Disorderly Conduct	F		2		3	2	22
	M		7	1	13	1	35
All Other Offenses (Except Traffic)	F	1	28	2	82	3	161
	M	1	80	10	238	14	497
Human Trafficking	F				1		
	M						
Curfew & Loitering	F					5	
	M					4	
Runaways	F						
	M						
Total	F	4	66	25	273	34	339
	M	8	192	59	548	75	919
Grand Total		12	258	84	821	109	1,258

Offense Category	Sex	Androscoggin County										Aroostook County			
		Liverm. F. PD		Lisbon PD		Mechanic F. PD		Sabattus PD		Aroostook SO		Caribou PD			
		Juv.	Adult	Juv.	Adult	Juv.	Adult	Juv.	Adult	Juv.	Adult	Juv.	Adult	Juv.	Adult
Murder & Non-negligent Manslaughter	F														
	M														
Manslaughter by Negligence	F														
	M														
Rape	F														
	M						2								
Robbery	F														
	M										1			1	
Aggravated Assault	F		1	1	1				2					1	
	M	1	3		3		4		2		8			4	
Burglary, Breaking & Entering	F									1					
	M				2	4	1			5	4	2	15		
Larceny-Theft (except Auto Theft)	F		6		18		2				2		21		
	M		1		1	13	6				1		3	47	
Motor Vehicle Theft	F						1			1			2	2	
	M				2						3		4	11	
Other Assaults	F		7	1	4		5	1	3		15		11		
	M	1	19	4	7		10		6	6	34		21		
Arson	F										2				
	M														
Forgery & Counterfeiting	F				1								5		
	M						1						1		
Fraud	F						3		1						
	M						4		1						
Embezzlement	F														
	M														
Stolen Property: Buying, Receiving, Possessing	F												4		
	M												3		
Vandalism	F	1	2			2			1				2		
	M	3	2	2	6	1	6		1			1	20		
Weapons: Carrying, Possessing, etc.	F						1						1		
	M												8		
Prostitution & Commercialized Vice	F														
	M														
Sex Offenses	F						1								
	M					1				1		1	5		
Drug Abuse Violations	F						2		1	1	3	1	38		
	M		2		1	2	5	1	1		7	1	53		
Gambling	F														
	M														
Offenses Against Family & Children	F						1						1		
	M		1				1						9		
Driving Under the Influence	F				4		4		5		5		8		
	M		4		21		10	1	11		15		25		
Liquor Laws	F			6	2				1						
	M			3	9		4	1	1			1	2		
Drunkenness	F														
	M														
Disorderly Conduct	F		1	2	1								4		
	M		3						3		1		7		
All Other Offenses (Except Traffic)	F		4	4	16		6		15	2	38	1	85		
	M	2	20	3	46		31	1	24	4	137		178		
Human Trafficking	F														
	M														
Curfew & Loitering	F														
	M														
Runaways	F														
	M														
Total	F	1	21	14	47	2	26	1	29	5	65	4	183		
	M	7	55	15	112	4	85	4	50	16	211	13	410		
Grand Total		8	76	29	159	6	111	5	79	21	276	17	593		

Aroostook County															
Ft. Fairfield PD		Fort Kent PD		Houlton PD		M'waska PD		Presque Isle PD		Ashland PD		Limestone PD		Washburn PD	
Juv.	Adult	Juv.	Adult	Juv.	Adult	Juv.	Adult	Juv.	Adult	Juv.	Adult	Juv.	Adult	Juv.	Adult
1	1			1				3						1	
						1						1			
2						2		1	1			3			
				2	1	1		1				1			
1		1		14				8				3			
5	2		1	5				1	1			1			
				3				3	6			3			
	1		2	1	35		9	1	36			1			
			6		39		7		52						
1			2	1		1		2				1	1		
				1				1							
	5		1	3	14				11			1			
	6		3	5	47		9	1	58			2			1
				2											
				3				1							
				2		3		2							
				5				3							
									1						
				5				2	2						
1			1	8				7	8						
				2		1									
		1		3				1	5			1			
									2						1

Offense Category	Sex	Cumberland County											
		Cumberland SO		Brunswick PD		Cape Eliz. PD		Falmouth PD		Gorham PD		Portland PD	
		Juv.	Adult	Juv.	Adult	Juv.	Adult	Juv.	Adult	Juv.	Adult	Juv.	Adult
Murder & Non-negligent Manslaughter	F												
	M												
Manslaughter by Negligence	F												
	M												
Rape	F												
	M		1							2		3	
Robbery	F												
	M				1							2	13
Aggravated Assault	F									1		1	9
	M		1		2		1			1		1	25
Burglary, Breaking & Entering	F		1				1			1		7	1
	M		4		5					1	3		17
Larceny-Theft (except Auto Theft)	F		18	1	40		1	2	13		8		45
	M		20	3	31		8	3	12	4	21	1	113
Motor Vehicle Theft	F										1	1	3
	M				2			3		1		5	10
Other Assaults	F	1	22		12		2		2	2	13	2	61
	M	9	68	2	35		3	2	9	3	23	7	175
Arson	F												1
	M									2			1
Forgery & Counterfeiting	F		1		1		1				1		1
	M				1				4				1
Fraud	F				1		1						5
	M				1		1		1				3
Embezzlement	F										1		
	M												
Stolen Property: Buying, Receiving, Possessing	F												1
	M									1			12
Vandalism	F	1	2						2	1	1		14
	M	1	13	1	11				1	2	6	1	51
Weapons: Carrying, Possessing, etc.	F										1		1
	M		1								4		3
Prostitution & Commercialized Vice	F												1
	M										1		3
Sex Offenses	F												
	M		2	1			1		2	1			2
Drug Abuse Violations	F	1	21	1	3			1	1	1	9	1	93
	M		37	2	17				2	4	24		198
Gambling	F												
	M												
Offenses Against Family & Children	F										1		1
	M										1		1
Driving Under the Influence	F		34		41		2		7		10		38
	M	1	114		68		1		12	1	32		111
Liquor Laws	F				2			4	2		3		7
	M	1	1	1	16			6	3	2	10		102
Drunkenness	F												
	M												
Disorderly Conduct	F		3		3								15
	M		14		10					2	5		33
All Other Offenses (Except Traffic)	F		48	9	93		3	1	8	1	22	1	248
	M	1	158	2	220		4	1	27	9	68	4	772
Human Trafficking	F												
	M												
Curfew & Loitering	F												
	M												
Runaways	F												
	M												
Total	F	3	150	11	196	0	11	8	35	5	73	13	545
	M	13	434	12	420	0	19	15	73	33	201	21	1,649
Grand Total		16	584	23	616	0	30	23	108	38	274	34	2,194

Cumberland County											
S. Portland PD	Scarboro' PD	Westbrook PD	Bridgton PD	Cumb'd PD	Freeport PD	Yarmouth PD	Windham PD				
Juv. Adult	Juv. Adult	Juv. Adult	Juv. Adult	Juv. Adult	Juv. Adult	Juv. Adult	Juv. Adult				
		2		1							
1											
5			3	1							1
2							1				
1	5	5	12	2		3	1				6
1											
5		1	5	2		1					1
8	21	1	51	24	6	1	7	4			20
1	27	6	54	22	1	6	8	12	3	4	16
1	2		1						1		1
1	2		2				1				2
1	20	1	9	5	26	6	3		3		14
5	59	2	29	16	52	5	6	3	13	1	6
3		1		1							
1											
3		1				1					1
1		2					1				
3		3	1	4	1		1	3		2	
2											
1			1								
4											
2	2		1	1	2						1
3	11		1	5	5	2	1	1	5	4	7
		1		2							2
		4		5							
		2		8							
		1	1		1					1	
1	17		15	24		4		3		1	2
3	32		13	1	45		2	3	2	5	4
			1								
2											1
1	24		13	12	9		8		2		13
	58		40	44	10		27		15		24
5	3		1	1	3		2				1
1	4	1	1	11	3	2	2			7	1
2											
1	4		1	2	13			1			1
9	18		4	3	13	8		1		1	1
2	38		24	3	64	9		5		5	11
4	102	1	73	5	198	15		9	5	17	5
21	141	2	122	12	175	0	36	0	20	5	32
29	343	11	233	35	426	2	54	5	51	24	69
50	484	13	355	47	601	2	90	5	71	29	101

ARRESTS BY AGENCY

Offense Category	Sex	Cumberland Cty USM PD		Franklin SO		Farmington PD		Franklin County Jay PD		Wilton PD		Rangeley PD	
		Juv.	Adult	Juv.	Adult	Juv.	Adult	Juv.	Adult	Juv.	Adult	Juv.	Adult
Murder & Non-negligent Manslaughter	F												
	M												
Manslaughter by Negligence	F												
	M												
Rape	F												
	M							3		1			
Robbery	F												
	M												
Aggravated Assault	F												
	M				1		3		2		1		
Burglary, Breaking & Entering	F												
	M			2	1		1						
Larceny-Theft (except Auto Theft)	F				4		18						1
	M		1	1	1		15		1		1		1
Motor Vehicle Theft	F												
	M												
Other Assaults	F			1	15		11		7		6		
	M		1	4	35	5	24		9		16		
Arson	F												
	M												
Forgery & Counterfeiting	F				1				1				
	M						1						
Fraud	F						1						
	M				2								
Embezzlement	F												
	M												
Stolen Property: Buying, Receiving, Possessing	F												
	M												
Vandalism	F				1	1	2		4				
	M			1	9		7		5		5		
Weapons: Carrying, Possessing, etc.	F				1				1				
	M				2				2		2		
Prostitution & Commercialized Vice	F												
	M												
Sex Offenses	F												
	M				2				2				
Drug Abuse Violations	F				6	2	1		3		1		
	M		1		5	3	5	1					
Gambling	F												
	M												
Offenses Against Family & Children	F												
	M												
Driving Under the Influence	F				8		6		2		3		
	M				21		38		9		4		3
Liquor Laws	F		1		2	3	4		2				
	M		2	1		4	3						
Drunkenness	F												
	M												
Disorderly Conduct	F								1		1		
	M				3				1				
All Other Offenses (Except Traffic)	F		1	2	25		27		3		7		
	M		3	3	88	2	62		17		16		4
Human Trafficking	F												
	M												
Curfew & Loitering	F												
	M												
Runaways	F												
	M												
Total	F	0	2	3	63	6	70	0	24	0	18	0	1
	M	0	8	12	170	14	159	1	51	1	45	0	8
Grand Total		0	10	15	233	20	229	1	75	1	63	0	9

Franklin County		Carrabassett PD		Hancock SO		Bar Harbor PD		Hancock County		Ellsworth PD		Bucksport PD		SW Harbor PD		Gouldsboro PD	
UMF PD		Juv.	Adult	Juv.	Adult	Juv.	Adult	Juv.	Adult	Juv.	Adult	Juv.	Adult	Juv.	Adult	Juv.	Adult
					6				2		1						
					1												
					2				1								
					1						1						
					6		2		5		3						
					2						1						
					2		6	6	2		1						
					7		1	1	62		5						
		1		1	4		1		36		9	2					
					5				1		4						
		1			9		8	1	14		15						1
		1			30		4	3	26		29		1	5			2
									1		2						
					3						1						
					6		1		10		2						
									1								
					3						1			1			
					2		2	2	15		8						
					2												
					1	1		2	5		1						
1					6			1	7		7			1			
2					9		5		15		23						
					1								1				
					1		1				1			1			
		1			4		9		12		12			2			1
		1			24		15		31		17			1			1
		1			3				6		1						
		2			6		1	10	11				1				
		1	1		4		1	2	18		1			2			1
			2		23	3	3		28		30						
1			5	2	42	2	12		76		71			2			1
0	1	0	5	0	63	3	21	3	131	1	75	1	4	0	2		
0	3	1	11	4	152	8	51	19	255	2	173	2	11	0	5		
0	4	1	16	4	215	11	72	22	386	3	248	3	15	0	7		

ARRESTS BY AGENCY

Offense Category	Sex	Hancock Cty Winter H'r PD		Kennebec SO		Augusta PD		Kennebec County Gardiner PD		Hallowell PD		Waterville PD	
		Juv.	Adult	Juv.	Adult	Juv.	Adult	Juv.	Adult	Juv.	Adult	Juv.	Adult
Murder & Non-negligent Manslaughter	F												
	M							1				1	
Manslaughter by Negligence	F												
	M												
Rape	F												
	M			3									
Robbery	F											1	
	M					4						4	
Aggravated Assault	F			2		2						1	
	M			10		13						10	
Burglary, Breaking & Entering	F			1		1						1	
	M			2	3	6	11	1	3			1	4
Larceny-Theft (except Auto Theft)	F			11		2	90		6			4	112
	M			3	23	7	87	1	8			7	88
Motor Vehicle Theft	F			1	1	1	1					1	
	M			2	3	2	3	1				1	
Other Assaults	F			1	13	4	42	1	2		1	2	27
	M			2	67	4	91	1	5		9	4	56
Arson	F												1
	M					1							
Forgery & Counterfeiting	F			1		2						2	
	M					4						5	
Fraud	F			2		15						12	
	M			5		1	19					10	
Embezzlement	F					4							
	M					1							
Stolen Property: Buying, Receiving, Possessing	F												
	M			1		1	1						
Vandalism	F					1	7		1				11
	M			3	12	4	19	1	3		1	3	24
Weapons: Carrying, Possessing, etc.	F			1		1							
	M			3		6						4	
Prostitution & Commercialized Vice	F			1									
	M			1									
Sex Offenses	F												
	M			4				1					
Drug Abuse Violations	F			12		2	22	1	8			17	
	M	4		2	27	4	39	2	15		1	22	
Gambling	F												
	M												
Offenses Against Family & Children	F												
	M					2							
Driving Under the Influence	F			16		24		7		16		33	
	M			68		3	49	17		11		79	
Liquor Laws	F			4	3	5	17					4	13
	M			3	5	13	21	3				6	29
Drunkenness	F												
	M												
Disorderly Conduct	F			1		15						2	
	M			8		1	18	4				11	
All Other Offenses (Except Traffic)	F			1	78		146	28		12		2	86
	M	3		4	202	2	214	67		13		5	225
Human Trafficking	F												
	M												
Curfew & Loitering	F												
	M												
Runaways	F												
	M												
Total	F	0	0	7	143	15	389	2	52	0	29	12	320
	M	0	7	21	445	48	603	7	127	0	35	26	573
Grand Total		0	7	28	588	63	992	9	179	0	64	38	893

[illegible]

ARRESTS BY AGENCY

Offense Category	Sex	Rockland PD		Knox County Thomaston PD		Rockport PD		Lincoln SO		Lincoln County Boothbay H. PD		Dam'scotta PD	
		Juv.	Adult	Juv.	Adult	Juv.	Adult	Juv.	Adult	Juv.	Adult	Juv.	Adult
Murder & Non-negligent Manslaughter	F												
	M												
Manslaughter by Negligence	F												
	M												
Rape	F												
	M								1				1
Robbery	F												
	M												
Aggravated Assault	F		1						1				
	M	1	1						4				
Burglary, Breaking & Entering	F								2				
	M		6						4				1
Larceny-Theft (except Auto Theft)	F				3				1		2		7
	M		2		2				8		3		6
Motor Vehicle Theft	F								1		1		
	M				1				3	1			
Other Assaults	F		3		2	1			7		5		
	M		12		7		1	2	35	1		1	6
Arson	F												
	M												
Forgery & Counterfeiting	F												
	M												
Fraud	F								4				
	M								2				
Embezzlement	F								1				
	M												
Stolen Property: Buying, Receiving, Possessing	F												
	M												
Vandalism	F							2	1				
	M		1					4	10		3		3
Weapons: Carrying, Possessing, etc.	F		1										
	M		1						1				
Prostitution & Commercialized Vice	F												
	M												
Sex Offenses	F												
	M							2	3				
Drug Abuse Violations	F		9						4				2
	M		14					2	4	2			
Gambling	F												
	M												
Offenses Against Family & Children	F				1								
	M				1								
Driving Under the Influence	F		17		2		6		17		9		7
	M		31		7		16		27		11		7
Liquor Laws	F							8	5				1
	M							6	21			3	4
Drunkenness	F												
	M												
Disorderly Conduct	F		3						1				
	M		7						3		1		1
All Other Offenses (Except Traffic)	F		14		4		2		18		6		12
	M	1	58		9		8	1	107	2	14	3	24
Human Trafficking	F												
	M												
Curfew & Loitering	F												
	M												
Runaways	F												
	M												
Total	F	0	48	0	12	1	8	10	63	0	23	0	29
	M	2	133	0	27	0	25	17	233	6	32	10	52
Grand Total		2	181	0	39	1	33	27	296	6	55	10	81

[illegible]

ARRESTS BY AGENCY

Offense Category	Sex	Oxford Cty Oxford PD		Penobscot SO		Bangor PD		Penobscot County Brewer PD		Dexter PD		Lincoln PD	
		Juv.	Adult	Juv.	Adult	Juv.	Adult	Juv.	Adult	Juv.	Adult	Juv.	Adult
Murder & Non-negligent Manslaughter	F												
	M						1						1
Manslaughter by Negligence	F												
	M												
Rape	F												
	M			1	1								
Robbery	F												
	M						10						
Aggravated Assault	F				1		3		1				
	M		2		7	1	27		2				3
Burglary, Breaking & Entering	F						7						2
	M				7		23		1		2		1
Larceny-Theft (except Auto Theft)	F	1	14	1	5	3	148	5	61		3		20
	M	2	18	6	21	13	179	3	92	2	10	1	14
Motor Vehicle Theft	F					2	2						
	M	1	2		3	3	15		2		1		1
Other Assaults	F		3		18	3	81		5	1	3		4
	M	1	7	2	68	11	213		25	2	21		10
Arson	F												
	M								1				
Forgery & Counterfeiting	F						1						
	M				1		5						
Fraud	F			1	2		8						
	M				4		14				1		
Embezzlement	F												
	M												
Stolen Property: Buying, Receiving, Possessing	F		1				5						
	M				8		17				1		1
Vandalism	F				4	1	16						1
	M			1	12	7	50			2	1	1	8
Weapons: Carrying, Possessing, etc.	F												
	M		1		2		3		1				
Prostitution & Commercialized Vice	F												
	M												
Sex Offenses	F												
	M	1	1	1			6						
Drug Abuse Violations	F		4		13	1	88		19		7		7
	M		19	3	43	3	230		39		29		11
Gambling	F												
	M												
Offenses Against Family & Children	F				1		5						
	M				3	1	1				1		
Driving Under the Influence	F		10		18		36		4		7		2
	M		18		44		87		9	1	22		9
Liquor Laws	F						4						
	M	2			4		10						3
Drunkenness	F												
	M												
Disorderly Conduct	F		5		3		16		2				1
	M		6		9	2	71		3		3	1	2
All Other Offenses (Except Traffic)	F		22		47	1	174	1	21	1	10		10
	M		57	3	177	6	396	1	63		40	1	13
Human Trafficking	F												
	M												
Curfew & Loitering	F												
	M												
Runaways	F												
	M												
Total	F	1	59	2	112	11	594	6	113	2	30	0	47
	M	7	131	17	414	47	1,358	4	238	7	132	4	77
Grand Total		8	190	19	526	58	1,952	10	351	9	162	4	124

Penobscot County															
Old Town PD		Orono PD		Hampden PD		Millinocket PD		E. M'nocket PD		Newport PD		Veazie PD		U. of Maine PD	
Juv.	Adult	Juv.	Adult	Juv.	Adult	Juv.	Adult	Juv.	Adult	Juv.	Adult	Juv.	Adult	Juv.	Adult
						1									
1						1									
		1													
		3													
1						1				1					
2			2			2				1					
2						1		1							
6						2		1		1					3
4		2				5				2					2
5		6			1	5		3		6		2			1
		1													
		2				1									
6		1	9	1	1	4		1							
27		12		7		15		10		2	16		2		2
1															
		5													
1		7													
3		8				1									
2		19		1											2
		1													
						1				1					
1	8	3						1							
		6		1		3	2	1	2	4		2			
		1													
7		1	6		1			6		1		1			
15		1	21	1	2		4		9	6					4
1		1													
1															
2		2	6		6		5			1		1			
15		1	26		8		3		9	3					2
			2						1	1					
2	2	1	33			1	4		1	3					1
		1													
		7								1					
13		18		1			6		10	11		4			1
47		38		6			26		30	1	27	3			7
0	40	4	64	1	9	1	22	0	20	1	16	0	6	0	3
4	139	3	177	1	26	5	67	1	66	3	69	0	9	0	22
4	179	7	241	2	35	6	89	1	86	4	85	0	15	0	25

ARRESTS BY AGENCY

Offense Category	Sex	Penobscot Cty Holden PD		Piscataquis SO		Dover-Foxc. PD		Piscataquis County Milo PD		Greenville PD		Sagadahoc Cty Sagadahoc SO	
		Juv.	Adult	Juv.	Adult	Juv.	Adult	Juv.	Adult	Juv.	Adult	Juv.	Adult
Murder & Non-negligent Manslaughter	F												
	M												
Manslaughter by Negligence	F												
	M												
Rape	F												
	M		2		1								
Robbery	F								1				
	M								1				
Aggravated Assault	F												2
	M				4		1		1		1		2
Burglary, Breaking & Entering	F							1					
	M							2	2				4
Larceny-Theft (except Auto Theft)	F				5				2				4
	M		4	2	14		3		2				1
Motor Vehicle Theft	F												
	M								2				
Other Assaults	F		3	1	7		3	2	1		1		12
	M		6	1	23		12		3		2	2	28
Arson	F												
	M												
Forgery & Counterfeiting	F												
	M												
Fraud	F				1		1						
	M												
Embezzlement	F												
	M												
Stolen Property: Buying, Receiving, Possessing	F						1						
	M												
Vandalism	F				1								2
	M			2	6		1				2		
Weapons: Carrying, Possessing, etc.	F												
	M												
Prostitution & Commercialized Vice	F												
	M												
Sex Offenses	F												
	M				2								
Drug Abuse Violations	F		3		4				1				2
	M		10		10		1	1					4
Gambling	F												
	M												
Offenses Against Family & Children	F												
	M												
Driving Under the Influence	F		7		3		3		1				11
	M		7		23		3		6		2		45
Liquor Laws	F		1	2	1							1	1
	M			1	1							1	9
Drunkenness	F												
	M												
Disorderly Conduct	F		1				1						1
	M		3		5		2		2		1	1	2
All Other Offenses (Except Traffic)	F		12		10				2				4
	M		45		46		8		6		3		20
Human Trafficking	F												
	M												
Curfew & Loitering	F												
	M												
Runaways	F												
	M												
Total	F	0	27	3	32	0	8	3	8	0	1	1	39
	M	0	77	6	135	0	32	3	25	0	11	4	115
Grand Total		0	104	9	167	0	40	6	33	0	12	5	154

Sagadahoc County								Somerset County							
Bath PD		Topsham PD		Richmond PD		Phippsburg PD		Somerset SO		Fairfield PD		Skowhegan PD		Pittsfield PD	
Juv.	Adult	Juv.	Adult	Juv.	Adult	Juv.	Adult	Juv.	Adult	Juv.	Adult	Juv.	Adult	Juv.	Adult
2															
								1							
								1							
1		1						3				1	2		
								6		7		1	1		2
										1					
								2	7	1			3		
1	4	1	6		2				7		1	2	20	2	3
3	6		10					1	10	1	5	3	25		6
1											1				
1			3					1	1	1			1		3
2	4	1	5		2				24		9	3	24	2	1
1	9		17		3			3	69	21	20		44	2	11
														4	
														4	
								3					10		
1			1						3			4	6		
2	6		1		1			3	9	9	8	4	8		1
					1				1				1		
									4	1		1			
									13				7		
2		2		2					16	1	2	2	9		1
									1						
	5		8						26		10		16		3
	29		24		5				45		18		24		3
			1					1	1		1		4		
2	1		3					2	1		1	3	9		
	1							2	9		5		5		
1	3	1	2					1	15		1	1	17		3
2	13		8		2				78		11		42		3
1	22	1	32	2	15		1	5	171	6	57	1	74		13
6	28	2	29	0	6	0	0	3	165	0	39	10	131	4	10
12	80	2	95	2	27	0	1	18	360	40	120	15	230	2	43
18	108	4	124	2	33	0	1	21	525	40	159	25	361	6	53

ARRESTS BY AGENCY

Offense Category	Sex	Waldo County								Washington County			
		Waldo SO		Belfast PD		Searsport PD		Islesboro PD		Washington SO		Calais PD	
		Juv.	Adult	Juv.	Adult	Juv.	Adult	Juv.	Adult	Juv.	Adult	Juv.	Adult
Murder & Non-negligent Manslaughter	F												
	M												
Manslaughter by Negligence	F												
	M												
Rape	F												
	M		2								1		
Robbery	F												
	M												
Aggravated Assault	F		1										
	M		5								4		1
Burglary, Breaking & Entering	F										1		
	M		2	1	1						2		1
Larceny-Theft (except Auto Theft)	F		5										3
	M		9		3						7		12
Motor Vehicle Theft	F		1								2		
	M	4	1				1						
Other Assaults	F	1	21		1		1				9		4
	M	2	46		3		5				21		9
Arson	F												
	M												
Forgery & Counterfeiting	F												
	M												
Fraud	F												
	M												
Embezzlement	F												
	M												
Stolen Property: Buying, Receiving, Possessing	F												
	M		1										
Vandalism	F												1
	M		2								8		4
Weapons: Carrying, Possessing, etc.	F						1						
	M		5		1						1		1
Prostitution & Commercialized Vice	F												
	M												
Sex Offenses	F												
	M		1										
Drug Abuse Violations	F		7								1		2
	M		16		1						4		16
Gambling	F												
	M												
Offenses Against Family & Children	F										2		1
	M										3		
Driving Under the Influence	F		5		4						6		2
	M		38		22		8		1		26		7
Liquor Laws	F	3	3										
	M	4	8										1
Drunkenness	F												
	M												
Disorderly Conduct	F		1		3						1		
	M		9		7		2				3		2
All Other Offenses (Except Traffic)	F		15		1		1				7		17
	M		69		8		1		1		49		45
Human Trafficking	F												
	M												
Curfew & Loitering	F												
	M												
Runaways	F												
	M												
Total	F	4	59	0	9	0	3	0	0	0	29	0	30
	M	10	214	1	46	0	17	0	2	0	129	0	99
Grand Total		14	273	1	55	0	20	0	2	0	158	0	129

Eastport PD		Washington County				York SO		York County				OOB PD	
Juv.	Adult	Machias PD Juv.	Adult	Baileyville PD Juv.	Adult	Juv.	Adult	Biddeford PD Juv.	Adult	Kittery PD Juv.	Adult	Juv.	Adult
						1							
							3					1	
1				3			5		2 10				7
2		1					3 7			1			
4		4 2				1 1	13 16	1 4	43 47		2 15	2 11	2
							1	1	3 3	1 1			2
		1				5 1	12 52	11 7	37 94	3 13		3 35	
							1 1		2 1		1		
							2	1	3 1		1		1 2
							1						
							1			1 3			
1							3 9	2 7	6 15				2 4
							2		2	1 2			4
										1 1			
							1 4		2	1			1
		2 5		1 1		2 2	5 27	1 1	13 28		2 2	2 16	6
				1			1						
2 1		3 11		2 2		1	17 33		33 63	8 19			12 30
		1 1				11 5	4 12	3 3	2 23	1 3		2 9	20 20
		1		1			6	1	2 16	1 1			3 16
5		2 12		1 2		2 5	54 163	2 2	62 186	7 51		2 2	25 109
0	2	0	12	0	4	0	0	22	113	22	208	0	29
0	14	0	34	0	10	0	0	17	345	27	491	13	113
0	16	0	46	0	14	0	0	39	458	49	699	13	142

Offense Category	Sex	York County											
		Saco PD		Sanford PD		Berwick PD		Eliot PD		Kennebunk PD		K'bunkport PD	
		Juv.	Adult	Juv.	Adult	Juv.	Adult	Juv.	Adult	Juv.	Adult	Juv.	Adult
Murder & Non-negligent Manslaughter	F												
	M												
Manslaughter by Negligence	F												
	M												
Rape	F												
	M				1		1						
Robbery	F		2		1				1				
	M				2								
Aggravated Assault	F		2				1						
	M		8		9				1				1
Burglary, Breaking & Entering	F		1				1						
	M			1	4								
Larceny-Theft (except Auto Theft)	F	2	10	4	35		1				2		1
	M		16	5	41		8		4	2	8		2
Motor Vehicle Theft	F		1								1		
	M		5		3		1		1				
Other Assaults	F	4	29	10	27	2	6		2	1	6		
	M	9	44	8	76	3	15		8	1	9		6
Arson	F												
	M		1	1									
Forgery & Counterfeiting	F		2		2		1		1				
	M				2						1		
Fraud	F		3		3								
	M		4		2				1	1			
Embezzlement	F												
	M												
Stolen Property: Buying, Receiving, Possessing	F												
	M												
Vandalism	F	1	6		11		2						
	M	1	10	1	15		2		1				1
Weapons: Carrying, Possessing, etc.	F												
	M		1		1								
Prostitution & Commercialized Vice	F												
	M												1
Sex Offenses	F												
	M			1		1							
Drug Abuse Violations	F		5	1	6	1	13		1	3	2		
	M	1	8		10	2	15			4	5	1	1
Gambling	F												
	M												
Offenses Against Family & Children	F		1										
	M		3										
Driving Under the Influence	F		23		10		3		8		13		2
	M	1	64		24		10	1	11		17		4
Liquor Laws	F	1	3										2
	M		2	4	3	1		1		2	2		3
Drunkenness	F												
	M												
Disorderly Conduct	F		1		1						1		
	M		6	2	4						1		
All Other Offenses (Except Traffic)	F	2	74	1	51	4	22		6		15		4
	M	2	143	7	135	2	45		17	3	31		10
Human Trafficking	F												
	M												
Curfew & Loitering	F			1									
	M												
Runaways	F												
	M												
Total	F	10	163	17	147	7	50	0	19	4	40	0	9
	M	14	315	30	332	9	97	2	44	13	74	1	29
Grand Total		24	478	47	479	16	147	2	63	17	114	1	38

N. Berwick PD		Ogunquit PD		S. Berwick PD		Wells PD		York PD		Buxton PD		County Totals		Aroostook	
												Juv.	Adult		
												2			
														1	5
1												1	4	1	2
								5		3		7	7	1	10
		2								2		1	10	3	4
1								1		6		5	60		39
												1	1	2	7
1	1	2				1		2	1	2		14	26	15	34
			1	1		3		1	4	8		11	163	2	107
8		2				8			4	1	2	26	186	3	152
			1					1				2	4	3	6
				1		1	1		1		2	2	12	6	19
1	4		1		2	3	6		5	2	1	26	107	4	57
2	13		1		8	3	11	1	16	2	14	30	244	12	181
												1	1		2
												3			
		3		1				1		3			1		7
		1											8		5
1								1					12		7
1						2							18		8
						1							6		
													1		
												5			4
												9			4
						1	1	1	1	3		9	17	2	9
		2				1	2	1	8	1	1	23	54	9	37
							1						1		4
1										1			4	1	18
													1		
													7		
												1	2		
												6	8	2	8
1	3		1		3		1	1	2		1	1	50	3	75
2	6			2	4		3		9		7	5	98	1	126
										1			4		2
													3		13
	2		3		5		9		37		5		62		29
16		8		10		32			87		11	1	155	2	110
				3				2	1		2	9	9		1
1	4		1	2				2	4		3	12	58	2	2
									1					1	1
					3				3		1	4	29	4	13
1		5					1		3		4	2	61		26
	13		1		8	2	24		13		26	10	312	9	235
1	42		8		12	4	47	1	69	5	67	31	936	9	616
													1		
												5			
												4			
2	23	0	11	4	26	5	46	4	69	3	53	81	801	32	572
6	91	5	29	4	37	9	108	7	209	9	123	172	1,961	65	1,414
8	114	5	40	8	63	14	154	11	278	12	176	253	2,762	97	1,986

Offense Category	Sex	County Totals											
		Cumberland		Franklin		Hancock		Kennebec		Knox		Lincoln	
		Juv.	Adult	Juv.	Adult	Juv.	Adult	Juv.	Adult	Juv.	Adult	Juv.	Adult
Murder & Non-negligent Manslaughter	F												
	M							2					
Manslaughter by Negligence	F												
	M												
Rape	F												
	M		9	1	3		9		6				2
Robbery	F		1				1		1				1
	M	5	21				3		8		1		1
Aggravated Assault	F	1	13				2		5		3		1
	M	2	64		7		16		37	1	10		8
Burglary, Breaking & Entering	F	7	7				3		3			2	3
	M	1	44	2	2	6	11	10	27		13	4	5
Larceny-Theft (except Auto Theft)	F	13	259		23	1	75	6	226		9		13
	M	34	347	1	20	3	50	20	218	4	18	4	29
Motor Vehicle Theft	F	2	8					2	3		1		6
	M	11	18				10	8	9		4	1	5
Other Assaults	F	15	196	1	40	1	47	8	99	4	32		16
	M	50	517	9	85	4	96	11	277	1	69	5	57
Arson	F		1						1				
	M	2	6						1				
Forgery & Counterfeiting	F		6		2				5				1
	M		12		1		3		10				
Fraud	F		11		1		4	2	29				6
	M	2	22		2		19	1	36	1			5
Embezzlement	F		3						4				1
	M	1	1						1				
Stolen Property: Buying, Receiving, Possessing	F		1				1						
	M	1	16					1	2				
Vandalism	F	6	25	1	7		5	2	23		3	2	3
	M	27	109	1	26	2	27	17	63	3	13	5	18
Weapons: Carrying, Possessing, etc.	F		2		2				2		1		
	M		13		6		2		14		3		1
Prostitution & Commercialized Vice	F		10						1				
	M		14						1				
Sex Offenses	F												
	M	3	11		4	3	7		6		5	2	3
Drug Abuse Violations	F	12	192	2	12	1	21	3	65		14		8
	M	20	386	4	12		56	10	112		35	4	7
Gambling	F												
	M		1										
Offenses Against Family & Children	F		5			1	1				1		
	M		2				4		4		6		
Driving Under the Influence	F	1	213		20		40		139		34	1	48
	M	2	562		76		89	4	324		92		83
Liquor Laws	F	10	25	3	9		10	14	36	1	7	9	8
	M	22	155	5	5	11	18	27	62	2	9	9	26
Drunkenness	F												
	M		2										
Disorderly Conduct	F	3	41		2		2	4	19		3		5
	M	14	109	1	5	2	27	1	49		12		8
All Other Offenses (Except Traffic)	F	17	597	2	64	4	84	3	420		52	1	63
	M	39	1,720	5	193	4	207	16	888	1	212	8	235
Human Trafficking	F												
	M												
Curfew & Loitering	F												
	M												
Runaways	F												
	M												
Total	F	87	1,616	9	182	8	296	44	1,081	5	160	15	183
	M	236	4,161	29	447	35	654	126	2,157	13	502	42	493
Grand Total		323	5,777	38	629	43	950	170	3,238	18	662	57	676

County Totals									
Oxford Juv. Adult	Penobscot Juv. Adult	Piscataquis Juv. Adult	Sagadahoc Juv. Adult	Somerset Juv. Adult	Waldo Juv. Adult	Washington Juv. Adult	York Juv. Adult		
	3								
	2 4	1	2		2	1	1 3		
	1 13	1 1		1 1			4 14		
3 27	1 46		2 4	1 16	1 5		9 49		
1 6	1 12	1		1		1	5		
2 10	47	2 2	4	2 11	1 3	6	4 19		
1 32	9 252	7	2 16	4 31	5	7	10 125		
5 44	25 349	2 19	3 17	5 46	12	25	22 192		
1 2	2 3		1	2	1	2	2 9		
2 7	3 25	2	4	2 5	4 2		1 20		
2 14	6 135	3 12	3 23	5 58	1 23	13	40 154		
5 51	18 434	1 40	3 57	26 144	2 54	31	41 415		
	2						1 1		
	6 14			4			17 7		
	1 22 43	2		4 13			1 13 1 15		
							1 1		
2 1	6 29	1			1		1 4		
	1 25	1	1 3	4 9		1	3 35		
3	16 96	2 9	2 8	16 26	2	13	13 70		
					1		2		
7	8		1	2	6	2	14		
							1 2		
1 5	1 6	2		2 4	1		4 7		
25	2 159	5	2	20	7	6	12 64		
2 70	8 423	1 11	2 8	3 28	17	26	17 141		
	8 1 6			1		3 4	3 3		
28 79	2 95 2 244	7 34	24 103	55 90	9 69	15 47	1 4 190 439		
6 1	4 9 61	2 1 1	1 3 2 13	1 5 6 11	3 4 3 8	1 2	20 34 38 78		
							1		
2 16	25	1	2	2 19	4	1	16		
5 38	3 100	10	3 7	2 36	18	7	4 63		
2 148	3 338	12	2 27	134	17	27	16 405		
11 397	12 918	63	4 90	12 315	79	113	36 1,135		
							1		
9 276	28 1,103	6 49	9 102	17 345	4 71	0 77	106 1,092		
41 740	96 2,871	9 203	20 318	75 753	11 279	0 286	183 2,693		
50 1,016	124 3,974	15 252	29 420	92 1,098	15 350	0 363	289 3,785		

Offense Category	Sex	Statewide Agencies						State Totals	
		Fire Marshal		MDEA		State Police		Maine	
		Juv.	Adult	Juv.	Adult	Juv.	Adult	Juv.	Adult
Murder & Non-negligent Manslaughter	F								
	M					5		12	
Manslaughter by Negligence	F								
	M					3		3	
Rape	F					1	1	2	
	M					1	3	7	54
Robbery	F								16
	M					1		13	81
Aggravated Assault	F					3		7	68
	M		1			28		11	433
Burglary, Breaking & Entering	F					2	9	17	58
	M				1	13	41	76	306
Larceny-Theft (except Auto Theft)	F						38	59	1,388
	M		1			3	63	160	1,788
Motor Vehicle Theft	F						3	14	51
	M					1	9	41	151
Other Assaults	F					4	87	123	1,113
	M					9	240	227	2,992
Arson	F	1	2					2	7
	M	13	21					19	31
Forgery & Counterfeiting	F					3			48
	M				1	5			70
Fraud	F		1			3		4	115
	M					11		5	192
Embezzlement	F								15
	M							1	4
Stolen Property: Buying, Receiving, Possessing	F						1		21
	M					1	14	3	81
Vandalism	F	1					6	32	172
	M	2	1			3	38	141	613
Weapons: Carrying, Possessing, etc.	F				1		2		18
	M						10	1	111
Prostitution & Commercialized Vice	F								13
	M								24
Sex Offenses	F							1	2
	M					2	9	26	86
Drug Abuse Violations	F				102	1	138	37	965
	M				255	4	287	81	2,098
Gambling	F								
	M								1
Offenses Against Family & Children	F					3		1	30
	M					3		1	49
Driving Under the Influence	F						119	5	1,127
	M					2	373	17	2,969
Liquor Laws	F						2	73	167
	M					7	11	154	521
Drunkenness	F								
	M							1	4
Disorderly Conduct	F						4	19	202
	M						29	37	605
All Other Offenses (Except Traffic)	F		1		10	1	167	70	3,113
	M		4		11	5	492	193	8,624
Human Trafficking	F								1
	M								
Curfew & Loitering	F							6	
	M							4	
Runaways	F								
	M								
Total	F	2	4	0	113	8	589	470	8,712
	M	15	28	0	268	51	1,675	1,219	21,903
Grand Total		17	32	0	381	59	2,264	1,689	30,615

Number of Persons Arrested by Age Category — 2020

Age	Number of Persons Arrested	Percent Distribution	Cumulative Percent
Juveniles			
Under 10	3	< 0.1%	< 0.1%
10–12	93	0.3%	0.3%
13–14	420	1.3%	1.6%
15	305	0.9%	2.5%
16	376	1.2%	3.7%
17	492	1.5%	5.2%
Total Juveniles	1,689	5.2%	
Adults			
18	699	2.2%	7.4%
19	760	2.4%	9.7%
20	837	2.6%	12.3%
21	802	2.5%	14.8%
22	709	2.2%	17.0%
23	792	2.5%	19.5%
24	819	2.5%	22.0%
25–29	4,721	14.6%	36.6%
30–34	5,618	17.4%	54.0%
35–39	4,794	14.8%	68.8%
40–44	3,282	10.2%	79.0%
45–49	2,157	6.7%	85.7%
50–54	1,880	5.8%	91.5%
55–59	1,416	4.4%	95.9%
60–64	745	2.3%	98.2%
65 and over	584	1.8%	100.0%
Total Adults	30,615	94.8%	
GRAND TOTAL — ARRESTS	32,304	100.0%	

See explanation of juvenile arrest procedure on page 46.
(Cumulative percentage may not total 100% because of rounding.)

Total State Arrests 2020 (by Age and Sex)

Classification of Offenses	Sex	Under 10	10–12	13–14	15	16	17	Total <18
Murder and Non-negligent Manslaughter	F	—	—	—	—	—	—	0
	M	—	—	—	—	—	—	0
Manslaughter by Negligence	F	—	—	—	—	—	—	0
	M	—	—	—	—	—	—	0
Rape	F	—	—	—	—	—	—	0
	M	—	—	1	4	1	1	7
Robbery	F	—	—	—	—	—	—	0
	M	—	—	4	2	4	3	13
Aggravated Assault	F	—	1	1	—	—	5	7
	M	—	2	4	3	—	2	11
Burglary, Breaking and Entering	F	—	—	8	1	5	3	17
	M	—	5	28	13	25	5	76
Larceny-Theft (except Auto Theft)	F	—	1	12	11	13	22	59
	M	—	8	23	23	47	59	160
Motor Vehicle Theft	F	—	—	5	4	1	4	14
	M	—	—	17	9	7	8	41
Other Assaults	F	—	2	48	31	17	25	123
	M	2	27	60	58	41	39	227
Arson	F	—	—	1	—	1	—	2
	M	—	7	6	—	—	6	19
Forgery and Counterfeiting	F	—	—	—	—	—	—	0
	M	—	—	—	—	—	—	0
Fraud	F	—	—	2	1	1	—	4
	M	—	—	3	—	—	2	5
Embezzlement	F	—	—	—	—	—	—	0
	M	—	—	—	—	1	—	1
Stolen Property: Buying, Receiving, Possessing	F	—	—	—	—	—	—	0
	M	—	—	—	—	—	3	3
Vandalism	F	—	3	15	9	4	1	32
	M	—	10	52	24	27	28	141
Weapons: Carrying, Possessing, etc.	F	—	—	—	—	—	—	0
	M	—	—	—	1	—	—	1
Prostitution and Commercialized Vice	F	—	—	—	—	—	—	0
	M	—	—	—	—	—	—	0
Other Sex Offenses	F	—	—	—	—	1	—	1
	M	—	3	6	3	7	7	26
Drug Abuse Violations	F	—	1	6	9	9	12	37
	M	—	2	10	12	16	41	81
Gambling	F	—	—	—	—	—	—	0
	M	—	—	—	—	—	—	0
Offenses Against Family and Children	F	—	—	—	—	—	1	1
	M	—	—	—	—	1	—	1
Driving Under the Influence	F	—	—	—	—	1	4	5
	M	—	—	—	—	4	13	17
Liquor Laws	F	—	1	8	9	16	39	73
	M	—	1	17	22	37	77	154
Drunkenness	F	—	—	—	—	—	—	0
	M	—	—	1	—	—	—	1
Disorderly Conduct	F	—	1	5	5	3	5	19
	M	—	1	7	4	13	12	37
All Other Offenses (Except Traffic)	F	—	7	21	13	17	12	70
	M	1	10	48	30	52	52	193
Human Trafficking	F	—	—	—	—	—	—	0
	M	—	—	—	—	—	—	0
Curfew and Loitering	F	—	—	1	2	2	1	6
	M	—	—	—	2	2	—	4
Runaways	F	—	—	—	—	—	—	0
	M	—	—	—	—	—	—	0
Total	F	0	17	133	95	91	134	470
	M	3	76	287	210	285	358	1,219
Grand Total		3	93	420	305	376	492	1,689

Total State Arrests 2020 (by Age and Sex)

18	19	20	21	22	23	24	25-29	30-34	35-39	40-44	45-49	50-54	55-59	60-64	65+	Total >18	Grand Total
—	—	—	—	—	—	—	—	—	—	—	—	—	—	—	—	0	0
1	—	1	1	—	—	—	1	2	—	1	1	—	—	3	1	12	12
—	—	—	—	—	—	—	—	—	—	—	—	—	—	—	—	0	0
—	—	—	—	—	—	—	—	1	—	1	1	—	—	—	—	3	3
—	1	—	—	—	—	—	—	—	—	—	—	1	—	—	—	2	2
3	1	1	6	3	1	2	12	6	10	3	1	4	1	—	—	54	61
—	—	—	2	—	—	—	5	2	5	—	1	1	—	—	—	16	16
2	3	5	—	1	3	2	19	16	10	13	3	2	1	—	1	81	94
1	2	1	3	1	3	1	7	18	10	7	3	6	4	1	—	68	75
6	6	10	15	16	11	9	72	90	84	46	24	26	9	6	3	433	444
3	—	1	3	1	4	1	5	17	13	5	4	1	—	—	—	58	75
12	11	10	9	7	8	12	50	69	43	40	16	8	7	2	2	306	382
25	34	26	19	36	44	21	198	267	263	155	99	84	56	30	31	1,388	1,447
63	42	42	28	39	53	55	256	364	292	221	105	91	73	32	32	1,788	1,948
2	1	2	2	2	—	4	11	10	8	1	5	2	1	—	—	51	65
5	5	1	3	—	5	3	49	36	17	8	6	6	4	1	2	151	192
21	27	40	32	41	35	37	187	179	171	94	92	75	43	21	18	1,113	1,236
46	54	70	76	64	87	82	482	483	404	346	263	188	167	91	89	2,992	3,219
—	—	2	2	—	—	—	2	—	1	—	—	—	—	—	—	7	9
—	1	1	3	4	—	3	5	2	2	1	3	3	—	2	1	31	50
1	3	1	1	4	—	—	9	11	5	6	3	2	1	1	—	48	48
5	3	1	—	1	2	5	8	10	15	6	2	5	4	3	—	70	70
4	7	3	2	—	8	1	25	17	18	5	3	14	3	2	3	115	119
9	11	9	2	1	5	1	22	35	40	28	10	8	8	—	3	192	197
2	—	1	—	—	—	1	3	4	3	—	1	—	—	—	—	15	15
2	—	—	—	1	—	—	1	—	—	—	—	—	—	—	—	4	5
—	1	3	—	1	—	1	5	3	3	2	2	—	—	—	—	21	21
2	2	2	3	—	1	2	7	21	14	12	9	2	4	—	—	81	84
5	6	9	5	1	5	7	26	30	25	10	10	21	9	3	—	172	204
23	29	20	23	17	30	28	90	89	83	66	26	35	25	15	14	613	754
—	—	—	—	—	—	—	1	5	3	4	2	1	—	—	2	18	18
3	2	—	3	4	3	2	17	21	18	11	10	8	4	4	1	111	112
—	—	—	—	—	2	—	5	1	2	2	—	—	1	—	—	13	13
—	—	—	1	—	—	—	1	2	4	3	3	2	3	4	1	24	24
—	—	—	—	—	—	—	—	1	—	—	—	—	1	—	—	2	3
—	4	3	6	2	—	3	9	9	16	8	9	5	3	4	5	86	112
15	13	30	28	11	21	26	169	257	181	96	56	35	25	1	1	965	1,002
52	45	52	19	34	35	50	330	456	443	267	133	99	53	24	6	2,098	2,179
—	—	—	—	—	—	—	—	—	—	—	—	—	—	—	—	0	0
—	—	—	—	—	—	—	—	—	1	—	—	—	—	—	—	1	1
—	1	—	—	1	—	—	8	6	6	3	1	2	1	1	—	30	31
1	—	—	—	—	1	1	5	13	11	6	6	1	2	1	1	49	50
7	10	8	30	29	29	26	177	198	162	125	74	81	78	60	33	1,127	1,132
26	53	60	116	95	97	126	452	461	342	255	235	237	206	107	101	2,969	2,986
45	45	34	4	2	—	1	3	3	9	4	6	4	5	2	—	167	240
110	99	83	18	12	6	4	16	20	13	31	16	31	47	8	7	521	675
—	—	—	—	—	—	—	—	—	—	—	—	—	—	—	—	0	0
—	—	—	1	—	—	—	—	—	1	—	—	1	1	—	—	4	5
3	2	5	1	8	1	5	26	33	34	30	19	14	11	9	1	202	221
11	12	17	16	10	13	16	97	102	75	59	46	50	33	32	16	605	642
49	58	59	84	66	63	55	546	671	591	294	219	162	118	35	43	3,113	3,183
134	166	224	235	194	216	226	1,302	1,577	1,343	1,006	629	562	404	240	166	8,624	8,817
—	—	—	—	—	—	—	—	—	—	1	—	—	—	—	—	1	1
—	—	—	—	—	—	—	—	—	—	—	—	—	—	—	—	0	0
—	—	—	—	—	—	—	—	—	—	—	—	—	—	—	—	0	6
—	—	—	—	—	—	—	—	—	—	—	—	—	—	—	—	0	4
—	—	—	—	—	—	—	—	—	—	—	—	—	—	—	—	0	0
—	—	—	—	—	—	—	—	—	—	—	—	—	—	—	—	0	0
183	211	225	218	204	215	187	1,418	1,733	1,513	844	600	506	357	166	132	8,712	9,182
516	549	612	584	505	577	632	3,303	3,885	3,281	2,438	1,557	1,374	1,059	579	452	21,903	23,122
699	760	837	802	709	792	819	4,721	5,618	4,794	3,282	2,157	1,880	1,416	745	584	30,615	32,304

Arrests by Race and Ethnicity

Agency	Race							Ethnicity			
	White	Black	American Indian or Alaskan Native	Asian	Native Hawaiian or Other Pacific Islander	Reported as Unknown	Total	Hispanic or Latino	Not Hispanic or Latino	Reported as Unknown	Total
Androsc. SO, Juv.	12	—	—	—	—	—	12	—	12	—	12
Androsc. SO, Adult	246	12	—	—	—	—	258	5	253	—	258
Auburn PD, Juv.	71	13	—	—	—	—	84	—	84	—	84
Auburn PD, Adult	722	98	—	1	—	—	821	19	797	5	821
Lewiston PD, Juv.	72	36	—	—	—	1	109	4	104	1	109
Lewiston PD, Adult	984	264	—	7	—	3	1,258	21	1,217	20	1,258
Liverm. F. PD, Juv.	8	—	—	—	—	—	8	—	8	—	8
Liverm. F. PD, Adult	75	1	—	—	—	—	76	—	76	—	76
Lisbon PD, Juv.	25	4	—	—	—	—	29	2	25	2	29
Lisbon PD, Adult	149	9	—	1	—	—	159	1	147	11	159
Mechanic F. PD, Juv.	6	—	—	—	—	—	6	—	6	—	6
Mechanic F. PD, Adult	105	5	1	—	—	—	111	19	92	—	111
Sabattus PD, Juv.	5	—	—	—	—	—	5	—	5	—	5
Sabattus PD, Adult	77	1	1	—	—	—	79	—	79	—	79
Total Androscoggin	2,557	443	2	9	0	4	3,015	71	2,905	39	3,015
Aroostook SO, Juv.	20	—	1	—	—	—	21	—	21	—	21
Aroostook SO, Adult	262	4	9	—	1	—	276	3	273	—	276
Caribou PD, Juv.	17	—	—	—	—	—	17	—	17	—	17
Caribou PD, Adult	590	3	—	—	—	—	593	—	593	—	593
Ft. Fairfield PD, Juv.	10	—	—	—	—	—	10	—	10	—	10
Ft. Fairfield PD, Adult	54	—	—	—	—	—	54	—	54	—	54
Fort Kent PD, Juv.	1	—	—	—	—	—	1	—	1	—	1
Fort Kent PD, Adult	49	—	—	—	—	—	49	—	49	—	49
Houlton PD, Juv.	22	—	1	—	—	—	23	—	23	—	23
Houlton PD, Adult	384	3	7	—	—	—	394	—	394	—	394
M'waska PD, Juv.	1	—	—	—	—	—	1	—	1	—	1
M'waska PD, Adult	72	—	—	—	—	—	72	—	72	—	72
Presque Isle PD, Juv.	21	—	2	—	—	—	23	6	17	—	23
Presque Isle PD, Adult	450	8	9	4	—	—	471	7	464	—	471
Ashland PD, Juv.	—	—	—	—	—	—	0	—	—	—	0
Ashland PD, Adult	25	—	—	—	—	—	25	3	22	—	25
Limestone PD, Juv.	1	—	—	—	—	—	1	—	1	—	1
Limestone PD, Adult	24	4	—	—	—	—	28	—	28	—	28
Washburn PD, Juv.	—	—	—	—	—	—	0	—	—	—	0
Washburn PD, Adult	24	—	—	—	—	—	24	—	24	—	24
Total Aroostook	2,027	22	29	4	1	0	2,083	19	2,064	0	2,083
Cumberland SO, Juv.	15	1	—	—	—	—	16	—	16	—	16
Cumberland SO, Adult	540	18	1	2	—	23	584	4	558	22	584
Brunswick PD, Juv.	22	—	—	1	—	—	23	—	23	—	23
Brunswick PD, Adult	583	21	1	7	1	3	616	14	595	7	616
Cape Eliz. PD, Juv.	—	—	—	—	—	—	0	—	—	—	0
Cape Eliz. PD, Adult	29	1	—	—	—	—	30	—	30	—	30
Falmouth PD, Juv.	21	2	—	—	—	—	23	1	22	—	23
Falmouth PD, Adult	99	7	—	1	—	1	108	7	100	1	108
Gorham PD, Juv.	38	—	—	—	—	—	38	—	38	—	38
Gorham PD, Adult	259	14	—	—	1	—	274	2	272	—	274
Portland PD, Juv.	18	16	—	—	—	—	34	—	34	—	34
Portland PD, Adult	1,815	350	6	23	—	—	2,194	58	2,136	—	2,194
S. Portland PD, Juv.	36	12	—	2	—	—	50	6	44	—	50
S. Portland PD, Adult	399	81	—	4	—	—	484	11	473	—	484
Scarboro' PD, Juv.	10	3	—	—	—	—	13	—	13	—	13
Scarboro' PD, Adult	321	25	2	7	—	—	355	2	353	—	355
Westbrook PD, Juv.	37	10	—	—	—	—	47	6	41	—	47
Westbrook PD, Adult	530	62	—	9	—	—	601	11	589	1	601
Bridgton PD, Juv.	2	—	—	—	—	—	2	—	2	—	2
Bridgton PD, Adult	89	1	—	—	—	—	90	5	85	—	90
Cumb'd PD, Juv.	5	—	—	—	—	—	5	—	4	1	5
Cumb'd PD, Adult	60	7	—	—	—	4	71	1	64	6	71
Freeport PD, Juv.	18	10	—	—	—	1	29	—	28	1	29
Freeport PD, Adult	91	7	—	3	—	—	101	3	96	2	101

Agency	Race							Ethnicity			
	White	Black	American Indian or Alaskan Native	Asian	Native Hawaiian or Other Pacific Islander	Reported as Unknown	Total	Hispanic or Latino	Not Hispanic or Latino	Reported as Unknown	Total
Yarmouth PD, Juv.	30	—	—	—	—	—	30	1	28	1	30
Yarmouth PD, Adult	45	4	—	—	—	1	50	1	46	3	50
Windham PD, Juv.	13	—	—	—	—	—	13	—	13	—	13
Windham PD, Adult	195	9	—	1	—	4	209	5	187	17	209
USM, Juv.	—	—	—	—	—	—	0	—	—	—	0
USM, Adult	8	2	—	—	—	—	10	—	10	—	10
Total Cumberland	5,328	663	10	60	2	37	6,100	138	5,900	62	6,100
Franklin SO, Juv.	13	2	—	—	—	—	15	1	14	—	15
Franklin SO, Adult	223	9	—	—	—	1	233	2	227	4	233
Farmington PD, Juv.	19	—	—	1	—	—	20	—	20	—	20
Farmington PD, Adult	223	5	—	1	—	—	229	1	225	3	229
Jay PD, Juv.	1	—	—	—	—	—	1	—	1	—	1
Jay PD, Adult	72	3	—	—	—	—	75	—	75	—	75
Wilton PD, Juv.	1	—	—	—	—	—	1	—	1	—	1
Wilton PD, Adult	61	1	1	—	—	—	63	—	63	—	63
Rangeley PD, Juv.	—	—	—	—	—	—	0	—	—	—	0
Rangeley PD, Adult	9	—	—	—	—	—	9	—	9	—	9
UMF, Juv.	—	—	—	—	—	—	0	—	—	—	0
UMF, Adult	4	—	—	—	—	—	4	—	4	—	4
Carrabassett PD, Juv.	1	—	—	—	—	—	1	—	1	—	1
Carabassett PD, Adult	14	—	—	—	—	2	16	—	12	4	16
Total Franklin	641	20	1	2	0	3	667	4	652	11	667
Hancock SO, Juv.	4	—	—	—	—	—	4	—	4	—	4
Hancock SO, Adult	208	2	4	1	—	—	215	5	210	—	215
Bar Harbor PD, Juv.	11	—	—	—	—	—	11	—	11	—	11
Bar Harbor PD, Adult	72	—	—	—	—	—	72	—	72	—	72
Ellsworth PD, Juv.	21	1	—	—	—	—	22	—	22	—	22
Ellsworth PD, Adult	377	3	4	2	—	—	386	9	377	—	386
Bucksport PD, Juv.	3	—	—	—	—	—	3	—	3	—	3
Bucksport PD, Adult	243	3	—	2	—	—	248	12	236	—	248
SW Harbor PD, Juv.	3	—	—	—	—	—	3	—	3	—	3
SW Harbor PD, Adult	15	—	—	—	—	—	15	—	15	—	15
Gouldsboro PD, Juv.	—	—	—	—	—	—	0	—	—	—	0
Gouldsboro PD, Adult	7	—	—	—	—	—	7	1	6	—	7
Winter H'r PD, Juv.	—	—	—	—	—	—	0	—	—	—	0
Winter H'r PD, Adult	7	—	—	—	—	—	7	—	7	—	7
Total Hancock	971	9	8	5	0	0	993	27	966	0	993
Kennebec SO, Juv.	26	2	—	—	—	—	28	—	28	—	28
Kennebec SO, Adult	552	35	—	—	—	1	588	5	570	13	588
Augusta PD, Juv.	58	5	—	—	—	—	63	1	62	—	63
Augusta PD, Adult	927	62	—	2	1	—	992	16	976	—	992
Gardiner PD, Juv.	7	2	—	—	—	—	9	—	9	—	9
Gardiner PD, Adult	176	2	1	—	—	—	179	—	179	—	179
Hallowell PD, Juv.	—	—	—	—	—	—	0	—	—	—	0
Hallowell PD, Adult	63	1	—	—	—	—	64	1	59	4	64
Waterville PD, Juv.	35	3	—	—	—	—	38	4	34	—	38
Waterville PD, Adult	836	51	3	3	—	—	893	18	869	6	893
Oakland PD, Juv.	11	—	—	—	—	—	11	—	10	1	11
Oakland PD, Adult	55	—	—	—	—	—	55	—	54	1	55
Monmouth PD, Juv.	—	—	—	—	—	—	0	—	—	—	0
Monmouth PD, Adult	56	—	—	—	—	8	64	1	53	10	64
Winslow PD, Juv.	3	1	—	—	—	—	4	—	4	—	4
Winslow PD, Adult	188	9	—	—	—	—	197	3	194	—	197
Winthrop PD, Juv.	10	—	—	—	—	—	10	—	10	—	10
Winthrop PD, Adult	103	2	—	—	—	—	105	—	105	—	105
Capitol Police, Juv.	5	—	—	—	—	—	5	—	5	—	5
Capitol Police, Adult	10	1	—	—	—	—	11	—	11	—	11
Clinton PD, Juv.	2	—	—	—	—	—	2	—	2	—	2
Clinton PD, Adult	86	4	—	—	—	—	90	4	86	—	90
Total Kennebec	3,209	180	4	5	1	9	3,408	53	3,320	35	3,408
Knox SO, Juv.	14	1	—	—	—	—	15	—	15	—	15
Knox SO, Adult	369	14	—	2	—	—	385	8	377	—	385

Agency	Race							Ethnicity			
	White	Black	American Indian or Alaskan Native	Asian	Native Hawaiian or Other Pacific Islander	Reported as Unknown	Total	Hispanic or Latino	Not Hispanic or Latino	Reported as Unknown	Total
Camden PD, Juv	—	—	—	—	—	—	0	—	—	—	0
Camden PD, Adult	24	—	—	—	—	—	24	1	23	—	24
Rockland PD, Juv.	2	—	—	—	—	—	2	—	1	1	2
Rockland PD, Adult	176	5	—	—	—	—	181	2	137	42	181
Thomaston PD, Juv.	—	—	—	—	—	—	0	—	—	—	0
Thomaston PD, Adult	39	—	—	—	—	—	39	—	39	—	39
Rockport PD, Juv.	1	—	—	—	—	—	1	—	1	—	1
Rockport PD, Adult	33	—	—	—	—	—	33	2	31	—	33
Total Knox	658	20	0	2	0	0	680	13	624	43	680
Lincoln SO, Juv.	27	—	—	—	—	—	27	—	27	—	27
Lincoln SO, Adult	286	7	2	1	—	—	296	5	290	1	296
Boothbay H. PD, Juv.	6	—	—	—	—	—	6	—	6	—	6
Boothbay H. PD, Adult	48	2	—	—	—	5	55	3	47	5	55
Dam'scotta PD, Juv.	9	1	—	—	—	—	10	—	10	—	10
Dam'scotta PD, Adult	74	4	—	1	—	2	81	1	76	4	81
Waldoboro PD, Juv.	8	—	—	—	—	1	9	—	4	5	9
Waldoboro PD, Adult	84	1	—	—	—	9	94	—	84	10	94
Wiscasset PD, Juv.	4	1	—	—	—	—	5	—	5	—	5
Wiscasset PD, Adult	136	5	—	1	—	8	150	3	134	13	150
Total Lincoln	682	21	2	3	0	25	733	12	683	38	733
Oxford SO, Juv.	5	2	—	—	—	—	7	—	7	—	7
Oxford SO, Adult	303	3	—	—	—	—	306	33	273	—	306
Rumford PD, Juv.	10	—	—	—	—	—	10	—	10	—	10
Rumford PD, Adult	162	3	—	1	—	—	166	—	166	—	166
Mexico PD, Juv.	2	—	—	—	—	—	2	—	2	—	2
Mexico PD, Adult	77	2	—	—	—	—	79	9	70	—	79
Norway PD, Juv.	12	1	—	—	—	—	13	—	13	—	13
Norway PD, Adult	147	9	—	—	—	—	156	—	156	—	156
Paris PD, Juv.	2	—	—	—	—	—	2	—	2	—	2
Paris PD, Adult	72	—	—	—	—	—	72	—	71	1	72
Fryeburg PD, Juv.	8	—	—	—	—	—	8	—	5	3	8
Fryeburg PD, Adult	46	1	—	—	—	—	47	—	43	4	47
Oxford PD, Juv.	8	—	—	—	—	—	8	—	8	—	8
Oxford PD, Adult	183	5	—	2	—	—	190	6	184	—	190
Total Oxford	1,037	26	0	3	0	0	1,066	48	1,010	8	1,066
Penobscot SO, Juv.	19	—	—	—	—	—	19	—	19	—	19
Penobscot SO, Adult	504	11	11	—	—	—	526	9	517	—	526
Bangor PD, Juv.	52	6	—	—	—	—	58	—	58	—	58
Bangor PD, Adult	1,764	127	58	3	—	—	1,952	66	1,886	—	1,952
Brewer PD, Juv.	10	—	—	—	—	—	10	1	9	—	10
Brewer PD, Adult	326	23	1	1	—	—	351	4	347	—	351
Dexter PD, Juv.	6	3	—	—	—	—	9	—	9	—	9
Dexter PD, Adult	159	3	—	—	—	—	162	1	161	—	162
Lincoln PD, Juv.	4	—	—	—	—	—	4	—	4	—	4
Lincoln PD, Adult	122	1	1	—	—	—	124	1	123	—	124
Old Town PD, Juv.	4	—	—	—	—	—	4	—	4	—	4
Old Town PD, Adult	172	4	2	1	—	—	179	—	179	—	179
Orono PD, Juv.	7	—	—	—	—	—	7	—	7	—	7
Orono PD, Adult	219	16	3	3	—	—	241	7	234	—	241
Hampden PD, Juv.	2	—	—	—	—	—	2	—	2	—	2
Hampden PD, Adult	34	1	—	—	—	—	35	1	34	—	35
Millinocket PD, Juv.	6	—	—	—	—	—	6	—	6	—	6
Millinocket PD, Adult	87	2	—	—	—	—	89	3	86	—	89
E. M'nocket PD, Juv.	1	—	—	—	—	—	1	—	1	—	1
E. M'nocket PD, Adult	78	6	2	—	—	—	86	—	86	—	86
Newport PD, Juv.	4	—	—	—	—	—	4	—	4	—	4
Newport PD, Adult	83	2	—	—	—	—	85	7	78	—	85
Veazie PD, Juv.	—	—	—	—	—	—	0	—	—	—	0
Veazie PD, Adult	14	—	1	—	—	—	15	1	14	—	15
U. of Maine PD, Juv.	—	—	—	—	—	—	0	—	—	—	0
U. of Maine PD, Adult	23	1	—	1	—	—	25	1	24	—	25

Agency	Race							Ethnicity			
	White	Black	American Indian or Alaskan Native	Asian	Native Hawaiian or Other Pacific Islander	Reported as Unknown	Total	Hispanic or Latino	Not Hispanic or Latino	Reported as Unknown	Total
Holden PD, Juv.	—	—	—	—	—	—	0	—	—	—	0
Holden PD, Adult	94	7	2	1	—	—	104	4	100	—	104
Total Penobscot	3,794	213	81	10	0	0	4,098	106	3,992	0	4,098
Piscataquis SO, Juv.	7	2	—	—	—	—	9	—	9	—	9
Piscataquis SO, Adult	166	1	—	—	—	—	167	12	155	—	167
Dover-Foxc. PD, Juv.	—	—	—	—	—	—	0	—	—	—	0
Dover-Foxc. PD, Adult	37	3	—	—	—	—	40	—	40	—	40
Milo PD, Juv.	6	—	—	—	—	—	6	1	5	—	6
Milo PD, Adult	33	—	—	—	—	—	33	6	27	—	33
Greenville PD, Juv.	—	—	—	—	—	—	0	—	—	—	0
Greenville PD, Adult	12	—	—	—	—	—	12	—	12	—	12
Total Piscataquis	261	6	0	0	0	0	267	19	248	0	267
Sagadahoc SO, Juv.	5	—	—	—	—	—	5	—	—	5	5
Sagadahoc SO, Adult	150	3	—	1	—	—	154	1	12	141	154
Bath PD, Juv.	16	1	—	—	—	1	18	—	—	18	18
Bath PD, Adult	99	7	1	—	—	1	108	—	7	101	108
Topsham PD, Juv.	3	—	—	—	—	1	4	1	2	1	4
Topsham PD, Adult	114	2	1	1	—	6	124	—	108	16	124
Richmond PD, Juv.	2	—	—	—	—	—	2	—	2	—	2
Richmond PD, Adult	32	1	—	—	—	—	33	—	33	—	33
Phippsburg PD, Juv.	—	—	—	—	—	—	0	—	—	—	0
Phippsburg PD, Adult	1	—	—	—	—	—	1	—	1	—	1
Total Sagadahoc	422	14	2	2	0	9	449	2	165	282	449
Somerset SO, Juv.	21	—	—	—	—	—	21	—	21	—	21
Somerset SO, Adult	517	5	1	1	—	1	525	4	501	20	525
Fairfield PD, Juv.	39	—	—	—	—	1	40	—	39	1	40
Fairfield PD, Adult	152	6	1	—	—	—	159	2	154	3	159
Skowhegan PD, Juv.	25	—	—	—	—	—	25	—	25	—	25
Skowhegan PD, Adult	353	6	1	1	—	—	361	3	355	3	361
Pittsfield PD, Juv.	6	—	—	—	—	—	6	—	6	—	6
Pittsfield PD, Adult	52	1	—	—	—	—	53	2	51	—	53
Total Somerset	1,165	18	3	2	0	2	1,190	11	1,152	27	1,190
Waldo SO, Juv.	13	—	—	—	—	1	14	—	1	13	14
Waldo SO, Adult	269	2	1	—	—	1	273	2	117	154	273
Belfast PD, Juv.	1	—	—	—	—	—	1	—	—	1	1
Belfast PD, Adult	50	3	1	—	—	1	55	1	35	19	55
Searsport PD, Juv.	—	—	—	—	—	—	0	—	—	—	0
Searsport PD, Adult	20	—	—	—	—	—	20	2	18	—	20
Islesboro PD, Juv.	—	—	—	—	—	—	0	—	—	—	0
Islesboro PD, Adult	2	—	—	—	—	—	2	—	—	2	2
Total Waldo	355	5	2	0	0	3	365	5	171	189	365
Washington SO, Juv.	—	—	—	—	—	—	0	—	—	—	0
Washington SO, Adult	148	5	4	1	—	—	158	1	157	—	158
Calais PD, Juv.	—	—	—	—	—	—	0	—	—	—	0
Calais PD, Adult	103	5	21	—	—	—	129	—	129	—	129
Eastport PD, Juv.	—	—	—	—	—	—	0	—	—	—	0
Eastport PD, Adult	13	—	3	—	—	—	16	—	16	—	16
Machias PD, Juv.	—	—	—	—	—	—	0	—	—	—	0
Machias PD, Adult	45	1	—	—	—	—	46	3	43	—	46
Baileyville PD, Juv.	—	—	—	—	—	—	0	—	—	—	0
Baileyville PD, Adult	14	—	—	—	—	—	14	1	13	—	14
Milbridge PD, Juv.	—	—	—	—	—	—	0	—	—	—	0
Milbridge PD, Adult	—	—	—	—	—	—	0	—	—	—	0
Total Washington	323	11	28	1	0	0	363	5	358	0	363
York SO, Juv.	37	1	—	—	—	1	39	1	35	3	39
York SO, Adult	449	9	—	—	—	—	458	—	456	2	458
Biddeford PD, Juv.	41	7	—	1	—	—	49	1	48	—	49
Biddeford PD, Adult	649	43	—	3	—	4	699	16	677	6	699
Kittery PD, Juv.	11	2	—	—	—	—	13	—	12	1	13
Kittery PD, Adult	131	8	—	2	—	1	142	2	131	9	142

ARRESTS BY RACE AND ETHNICITY

Agency	Race							Ethnicity			
	White	Black	American Indian or Alaskan Native	Asian	Native Hawaiian or Other Pacific Islander	Reported as Unknown	Total	Hispanic or Latino	Not Hispanic or Latino	Reported as Unknown	Total
OOB PD, Juv.	23	—	—	—	—	—	23	—	23	—	23
OOB PD, Adult	297	43	1	1	—	—	342	10	329	3	342
Saco PD, Juv.	21	3	—	—	—	—	24	—	24	—	24
Saco PD, Adult	442	32	—	2	—	2	478	2	470	6	478
Sanford PD, Juv.	42	5	—	—	—	—	47	1	46	—	47
Sanford PD, Adult	458	15	—	5	—	1	479	11	465	3	479
Berwick PD, Juv.	15	—	1	—	—	—	16	—	16	—	16
Berwick PD, Adult	145	2	—	—	—	—	147	1	146	—	147
Eliot PD, Juv.	2	—	—	—	—	—	2	—	2	—	2
Eliot PD, Adult	62	—	—	1	—	—	63	—	63	—	63
Kennebunk PD, Juv.	16	1	—	—	—	—	17	—	17	—	17
Kennebunk PD, Adult	109	2	1	2	—	—	114	1	112	1	114
K'bunkport PD, Juv.	1	—	—	—	—	—	1	—	1	—	1
K'bunkport PD, Adult	38	—	—	—	—	—	38	—	38	—	38
N. Berwick PD, Juv.	8	—	—	—	—	—	8	—	8	—	8
N. Berwick PD, Adult	114	—	—	—	—	—	114	—	114	—	114
Ogunquit PD, Juv.	5	—	—	—	—	—	5	—	5	—	5
Ogunquit PD, Adult	37	3	—	—	—	—	40	1	39	—	40
S. Berwick PD, Juv.	5	1	—	2	—	—	8	—	8	—	8
S. Berwick PD, Adult	61	2	—	—	—	—	63	3	59	1	63
Wells PD, Juv.	12	2	—	—	—	—	14	—	14	—	14
Wells PD, Adult	146	6	—	2	—	—	154	4	150	—	154
York PD, Juv.	10	—	1	—	—	—	11	—	11	—	11
York PD, Adult	258	14	—	2	1	3	278	2	265	11	278
Buxton PD, Juv.	12	—	—	—	—	—	12	—	12	—	12
Buxton PD, Adult	169	4	1	—	—	2	176	2	173	1	176
Total York	3,826	205	5	23	1	14	4,074	58	3,969	47	4,074
Fire Marshal, Juv.	16	—	—	—	—	1	17	—	17	—	17
Fire Marshal, Adult	28	—	—	—	—	4	32	—	28	4	32
MDEA, Juv.	—	—	—	—	—	—	0	—	—	—	0
MDEA, Adult	300	56	16	7	—	2	381	20	361	—	381
State Police, Juv.	54	1	1	—	—	3	59	1	51	7	59
State Police, Adult	1,647	93	17	7	—	500	2,264	38	2,115	111	2,264
State Total	29,301	2,026	211	145	5	616	32,304	650	30,751	903	32,304
Percentage of total arrests	90.7%	6.3%	0.7%	0.4%	<0.1%	1.9%	100.0%	2.0%	95.2%	2.8%	100.0%

Arrests — Drug and Liquor Violations

Due to the nature of the violations and a high interest and concern by public officials and the citizens of Maine generally, a special review is provided of drug- and alcohol-related arrests. The charts displayed reveal the number and age of people arrested during 2020.

The information provided here should be of interest to social agencies involved in the study of drug and alcohol problems in Maine. The information pinpoints the predominant drug and liquor arrests in Maine by age and identifies possible problem areas.

Facts revealed by the chart on drug violations:

- 78.8% of all juvenile drug arrests involved possession violations, while 21.2% were for sale or manufacturing of drugs.
- 66.2% of all adult drug arrests involved possession violations, while 33.8% were for sale or manufacturing of drugs.
- Of the 3,181 total drug arrests: 2,179 were male, 1,002 were female.
- Total drug arrests decreased by 12.0% from the 3,614 arrests in 2019.

Facts revealed by the chart on liquor violations:

- 91.2% of all juvenile arrests involving liquor were for violations of liquor laws, while 8.8% were for driving under the influence of liquor.
- 85.6% of all adult arrests involving liquor were for driving under the influence of liquor, while 14.4% were for violations of liquor laws.
- Arrests for driving under the influence of liquor during 2020 decreased by 24.5% from the 2019 total. There were 5,451 OUI arrests in 2019 — 4,118 in 2020. Adult OUI arrests decreased by 24.5% and juvenile OUI arrests decreased by 15.4% from the previous year.
- Of the 4,118 OUI arrests in 2020, 2,986 were male — 1,132 were female.
- Adults accounted for 99.5% of all OUI arrests for 2020.
- Juvenile liquor arrests decreased 23.1%, from 324 in 2019 to 249 in 2020.

<i>Drug and Liquor Arrests by Age — 2020</i> <i>(includes those released without having been formally charged)</i>							
Age	DRUG ARRESTS			LIQUOR ARRESTS			Total Drug & Liquor Arrests
	Sale or Manufacturing	Possession	Total	Operating Under Influence	Liquor Laws	Total	
Under 10	—	—	0	—	—	0	0
10–12	—	3	3	—	2	2	5
13–14	3	13	16	—	25	25	41
15	6	15	21	—	31	31	52
16	5	20	25	5	53	58	83
17	11	42	53	17	116	133	186
Total Juvenile Arrests	25	93	118	22	227	249	367
Percent of Total	21.2%	78.8%	100.0%	8.8%	91.2%	100.0%	
18	11	56	67	33	155	188	255
19	12	46	58	63	144	207	265
20	17	65	82	68	117	185	267
21–29	270	453	723	1,177	66	1,243	1,966
30–39	440	897	1,337	1,163	45	1,208	2,545
40–49	201	351	552	689	57	746	1,298
50–59	70	142	212	602	87	689	901
60 and over	15	17	32	301	17	318	350
Total Adult Arrests	1,036	2,027	3,063	4,096	688	4,784	7,847
Percent of Total	33.8%	66.2%	100.0%	85.6%	14.4%	100.0%	
Grand Totals	1,061	2,120	3,181	4,118	915	5,033	8,214
Percent of Total	33.4%	66.6%	100.0%	81.8%	18.2%	100.0%	

<i>Drug Arrest Analysis 2020</i>											
Age	SALE/MANUFACTURING					POSSESSION					Grand Totals Drug Arrests
	Opium, cocaine and derivatives	Marijuana	Synthetic narcotics	Other dangerous non-narcotics	Sub-totals	Opium, cocaine and derivatives	Marijuana	Synthetic narcotics	Other dangerous non-narcotics	Sub-totals	
Under 10	—	—	—	—	0	—	—	—	—	0	0
10–12	—	—	—	—	0	—	3	—	—	3	3
13–14	—	3	—	—	3	—	12	—	1	13	16
15	—	2	—	4	6	—	15	—	—	15	21
16	—	3	—	2	5	2	17	—	1	20	25
17	3	7	—	1	11	4	33	—	5	42	53
Total < 18	3	15	0	7	25	6	80	0	7	93	118
18	1	7	2	1	11	4	39	1	12	56	67
19	3	3	—	6	12	5	34	—	7	46	58
20	7	2	3	5	17	15	30	9	11	65	82
21	12	1	2	3	18	14	1	7	7	29	47
22	8	—	2	11	21	8	1	3	12	24	45
23	5	—	3	11	19	9	2	6	20	37	56
24	8	1	4	9	22	18	2	12	22	54	76
25–29	79	5	21	85	190	123	9	66	111	309	499
30–34	91	2	28	117	238	175	9	92	199	475	713
35–39	75	3	30	94	202	175	7	82	158	422	624
40–44	55	1	17	62	135	90	6	44	88	228	363
45–49	36	—	5	25	66	48	3	21	51	123	189
50–54	17	2	8	20	47	39	2	18	28	87	134
55–59	6	1	2	14	23	25	1	12	17	55	78
60–64	5	1	2	5	13	5	1	1	5	12	25
Over 65	1	—	1	—	2	3	—	1	1	5	7
Total > 18	409	29	130	468	1,036	756	147	375	749	2,027	3,063
Grand Total	412	44	130	475	1,061	762	227	375	756	2,120	3,181

Ten-Year Arrest Data

Classification of Offenses	Sex	'20 Adult	'20 Juv.	'19 Adult	'19 Juv.	'18 Adult	'18 Juv.	'17 Adult	'17 Juv.
Murder and Non-negligent Manslaughter	F			1		2		4	
	M	12		9		12	3	9	3
Manslaughter by Negligence	F								
	M	3		1		1		3	
Rape	F	2		1	2			2	
	M	54	7	51	10	65	9	56	16
Robbery	F	16		12	3	22	2	23	
	M	81	13	72	6	95	14	89	12
Aggravated Assault	F	68	7	65	5	65	3	64	9
	M	433	11	434	19	443	19	465	22
Burglary, Breaking and Entering	F	58	17	53	6	66	8	63	14
	M	306	76	364	75	399	88	412	114
Larceny-Theft (except Auto Theft)	F	1,388	59	1,776	141	1,860	195	1,776	230
	M	1,788	160	2,085	272	2,209	335	2,316	368
Motor Vehicle Theft	F	51	14	41	11	42	10	46	6
	M	151	41	124	22	152	29	149	22
Other Assaults	F	1,113	123	1,156	176	1,247	138	1,205	161
	M	2,992	227	3,114	343	3,082	390	3,149	343
Arson	F	7	2	6	1	7		10	1
	M	31	19	22	15	32	6	30	23
Forgery and Counterfeiting	F	48		46		70	2	66	2
	M	70		99	1	137	4	134	1
Fraud	F	115	4	163	6	181	4	203	4
	M	192	5	228	5	277	11	302	7
Embezzlement	F	15		19		18	2	19	1
	M	4	1	16	6	26	1	19	1
Stolen Property: Buying, Receiving, Possessing	F	21		15	3	26	2	19	1
	M	81	3	75	6	81	9	62	9
Vandalism	F	172	32	138	27	179	20	170	38
	M	613	141	624	183	644	183	670	181
Weapons: Carrying, Possessing, etc.	F	18		8		15	1	7	
	M	111	1	122	7	122	5	116	6
Prostitution and Commercialized Vice	F	13		17		19		55	
	M	24		33	1	35		64	
Sex Offenses (except Rape and Prostitution)	F	2	1	4	1	5	1	6	1
	M	86	26	144	22	129	32	134	32
Drug Abuse Violations, Grand Total	F	965	37	1,043	81	1,069	90	880	97
	M	2,098	81	2,291	199	2,301	212	2,156	254
Gambling Total	F			1		1			
	M	1		2		1		3	
Offenses Against Family and Children	F	30	1	61		58		39	
	M	49	1	81		67	1	61	5
Driving Under the Influence	F	1,127	5	1,570	7	1,663	12	1,641	19
	M	2,969	17	3,855	19	4,121	15	4,140	38
Liquor Laws	F	167	73	309	128	449	174	491	125
	M	521	154	969	170	1,209	215	1,300	244
Drunkenness	F			2		2		1	
	M	4	1	6	2	9		8	3
Disorderly Conduct	F	202	19	280	19	347	33	279	36
	M	605	37	877	47	904	63	878	46
All Other Offenses (Except Traffic)	F	3,113	70	3,767	108	3,766	153	3,746	142
	M	8,624	193	10,152	305	10,076	322	9,796	369
Human Trafficking	F	1							
	M					1		1	
Curfew and Loitering Law Violations	F		6				7		
	M		4		3		3		12
Runaways	F				18		12		13
	M				8		14		24
Total	F	8,712	470	10,554	743	11,179	869	10,815	900
	M	21,903	1,219	25,850	1,746	26,630	1,983	26,522	2,155
Grand Total		30,615	1,689	36,404	2,489	37,809	2,852	37,337	3,055

Ten-Year Arrest Data

'16 Adult	'16 Juv.	'15 Adult	'15 Juv.	'14 Adult	'14 Juv.	'13 Adult	'13 Juv.	'12 Adult	'12 Juv.	'11 Adult	'11 Juv.
2		1				1		4	1	1	
11	1	19	2	13		17		18		17	
					1	1		2		1	
		5		1		2		1			
1	2	1		1				1		1	
46	11	49	9	57	10	59	16	47	5	52	22
24	2	26		35		21	1	34	1	24	2
108	5	149	7	120	5	133	19	178	16	165	17
67	4	63	2	72	8	77	5	63	7	69	3
465	20	438	35	408	33	415	36	355	38	346	29
77	14	114	15	103	15	134	22	162	22	143	35
465	121	595	130	659	129	775	162	915	201	1,004	222
1,804	228	2,067	284	2,397	317	2,289	328	2,441	478	2,161	425
2,300	374	2,646	379	2,973	433	3,153	585	3,094	619	3,173	632
34	13	36	8	34	12	29	14	42	10	36	16
123	44	158	39	144	38	173	36	153	61	184	65
1,129	147	1,190	162	1,304	192	1,398	196	1,364	291	1,434	274
3,147	300	3,237	312	3,387	333	3,852	444	4,263	444	4,311	557
9	4	5	4	11	1	9	2	3	8	7	4
51	13	15	5	20	6	17	18	34	31	38	28
65	3	84		86	5	107	3	104	1	138	
153	7	167	1	140	2	160	2	175	3	228	2
216	2	228	1	265	1	279	6	255	1	303	1
331	9	325	9	367	8	380	4	389	12	440	14
34	1	24	1	29	1	16		22		25	1
31	1	18	3	27	1	27		34	1	27	3
16	1	30	2	31	3	35	1	41	1	41	6
64	10	74	3	103	11	133	18	147	9	130	21
158	32	147	24	163	47	171	44	162	53	186	50
663	200	657	176	736	222	798	242	886	348	903	320
13		16	1	17	1	25	2	26	3	27	7
122	14	202	10	238	14	262	15	347	28	337	34
36	1	20		42	1	27		17		16	
68		58	3	8	1	23	1	37	2	10	
5	2	8	4	5	7	8	3	8	2	9	5
152	28	139	32	160	35	160	48	217	50	201	38
1,379	112	1,501	103	1,332	119	1,214	121	1,196	91	1,181	106
3,650	270	3,998	341	3,997	353	3,884	380	3,814	426	3,934	407
1		4		1		1					
		4		3		6		2	1	1	
49		22		39	2	25	1	26		29	
57		43	1	112	1	64	3	90	1	99	1
1,564	6	1,584	14	1,460	14	1,512	14	1,562	14	1,477	9
4,236	22	4,132	26	4,018	38	4,265	39	4,221	39	4,288	38
456	178	537	240	676	253	822	290	881	367	859	335
1,313	280	1,607	344	1,815	383	2,089	435	2,115	527	2,184	558
2	1	2	1	2	2	1	2	7	1	2	1
4	3	4	2	9	1	6		19	1	15	4
290	41	298	26	352	28	372	27	410	40	388	49
913	61	906	79	1,091	96	1,156	108	1,284	144	1,182	96
3,661	159	3,601	137	3,904	161	3,604	176	3,266	197	3,536	218
10,662	409	10,395	480	10,990	490	10,852	576	10,727	693	10,938	628
			3		6		10		7		5
	7		11		16		40		61		30
	35		38		35		35		56		55
	24		38		35		41		76		82
11,092	988	11,609	1,070	12,361	1,232	12,178	1,303	12,099	1,652	12,094	1,607
29,135	2,234	30,040	2,477	31,596	2,694	32,861	3,268	33,562	3,837	34,207	3,848
40,227	3,222	41,649	3,547	43,957	3,926	45,039	4,571	45,661	5,489	46,301	5,455

POLICE EMPLOYMENT DATA

The Uniform Crime Reporting System in Maine incorporates a collection of important data relating to police within the state. Information such as ratio of police to population, assaults on officers, and related analysis are covered in this section.

As of December 9, 2020, the following information was gathered from 130 reporting agencies.

Sworn Personnel

- There were 1,639 full-time municipal law enforcement officers, representing 1.93 officers per 1,000 population for urban population areas.
- There were 389 full-time sworn law enforcement officers employed by Maine's 16 Sheriff's Departments. There were 302 sworn officers employed by the Maine State Police. The ratio of officers per 1,000 population in rural areas is 1.38.
- Statewide, there were 2,347 full-time sworn law enforcement officers. The total complement of officers represents a rate of 1.74 officers per 1,000 population.
- Nationally, in 2019, the average rate per 1,000 was 2.4. The average 2019 rate for the New England states was 2.3.

Civilian Personnel

- The number of full-time civilian support personnel employed by the municipal departments in Maine was 382.
- There were 50 civilians employed full-time by the county Sheriff's Departments. The Maine State Police employed 118 full-time civilians.
- The total number of full-time civilian support personnel employed statewide was 566.

Caution should be exercised in using rates for comparative purposes, since a wide variety of factors dictate the number of employees necessary to various law enforcement agencies. The term "full-time sworn" officers does not mean that these personnel are performing regular police enforcement duties in investigations, patrol and deterrent practices. The need for regulatory duties, correction duties, administrative duties and assigned special duties affects the number of personnel available for regular law enforcement duties. Comparing agencies should not be done without considering the "in-house" duties and responsibilities of the agencies involved.

Figures for Sheriff's Department personnel for the year 2020 do not include persons serving as correctional or court personnel in all Sheriff's Departments.

Police Employment Data 2020

Agency	Population	Sworn Law Enforcement			Civilian		Total		
		Officers	Officers/		Personnel				
		M	F	/1000	M	F	M	F	Total
Androscoggin SO	28,834	23	—	0.9	—	2	23	2	25
Auburn PD	23,455	49	3	2.5	2	5	51	8	59
Lewiston PD	36,186	72	8	2.6	6	7	78	15	93
Livermore Falls PD	3,154	6	—	1.9	—	—	6	—	6
Lisbon PD	9,004	11	2	2.0	2	3	13	5	18
Mechanic Falls PD	2,974	5	1	2.0	—	—	5	1	6
Sabattus PD	5,054	7	1	1.8	—	1	7	2	9
Total Androscoggin	108,661	173	15	2.0	10	18	183	33	216
Aroostook SO	28,882	16	1	0.8	3	4	19	5	24
Caribou PD	7,532	13	1	2.0	—	1	13	2	15
Fort Fairfield PD	3,263	2	—	0.6	—	—	2	—	2
Fort Kent PD	3,831	4	—	2.3	1	4	5	4	9
Houlton PD	5,713	8	2	2.6	1	4	9	6	15
Madawaska PD	3,704	6	—	1.9	—	1	6	1	7
Presque Isle PD	8,937	11	3	2.1	2	3	13	6	19
Ashland PD	1,208	3	—	2.5	—	—	3	—	3
Limestone PD	2,159	3	—	1.4	—	—	3	—	3
Washburn PD	1,526	2	—	1.3	—	—	2	—	2
Total Aroostook	66,755	68	7	1.5	7	17	75	24	99
Cumberland SO	54,830	55	5	1.3	6	5	61	10	71
Brunswick PD	20,566	29	3	2.3	5	10	34	13	47
Cape Elizabeth PD	9,340	13	1	1.6	—	1	13	2	15
Falmouth PD	12,444	18	1	2.3	4	5	22	6	28
Gorham PD	18,167	20	2	1.4	1	2	21	4	25
Portland PD	66,229	133	15	3.1	15	40	148	55	203
South Portland PD	25,593	44	9	2.4	4	5	48	14	62
Scarborough PD	21,237	34	5	2.8	10	10	44	15	59
Westbrook PD	19,256	35	4	2.2	—	4	35	8	43
Bridgton PD	5,459	9	—	1.8	—	1	9	1	10

Agency	Population	Sworn Law Enforcement			Civilian		Total		Total
		Officers	Officers/	Officers/	Personnel	Personnel	M	F	
		M	F	/1000	M	F			
Cumberland PD	8,327	12	—	1.7	1	1	13	1	14
Freeport PD	8,637	13	3	2.1	—	2	13	5	18
Yarmouth PD	8,617	13	1	1.7	—	1	13	2	15
Windham PD	18,720	26	1	1.6	—	3	26	4	30
Univ. Maine - Gorham	—	9	1	—	2	3	11	4	15
Total Cumberland	297,422	463	51	2.2	48	93	511	144	655
Franklin SO	11,982	14	—	1.3	—	1	14	1	15
Farmington PD	7,764	10	1	1.5	—	1	10	2	12
Jay PD	4,600	7	—	1.7	—	1	7	1	8
Wilton PD	3,944	3	1	1.0	—	—	3	1	4
Rangeley PD	1,153	3	—	2.6	—	—	3	—	3
Univ. Maine - Farmington	—	4	—	—	—	1	4	1	5
Carrabassett Valley PD	788	1	—	1.3	—	—	1	—	1
Total Franklin	30,231	42	2	1.6	—	4	42	6	48
Hancock SO	30,299	21	1	0.8	—	2	21	3	24
Bar Harbor PD	7,716	20	—	3.6	4	4	24	4	28
Ellsworth PD	8,231	18	1	2.7	—	3	18	4	22
Bucksport PD	4,927	10	—	2.6	—	3	10	3	13
Southwest Harbor PD	1,795	4	—	4.5	3	1	7	1	8
Gouldsboro PD	1,742	2	—	1.1	—	—	2	—	2
Winter Harbor PD	511	1	—	2.0	—	—	1	—	1
Total Hancock	55,221	76	2	1.8	7	13	83	15	98
Kennebec SO	51,983	24	1	0.5	1	2	25	3	28
Augusta PD	18,653	42	3	3.0	6	5	48	8	56
Gardiner PD	5,639	11	2	2.5	—	1	11	3	14
Hallowell PD	2,382	5	—	2.1	—	—	5	—	5
Waterville PD	16,654	26	4	2.5	1	10	27	14	41
Oakland PD	6,317	10	—	1.7	—	1	10	1	11
Monmouth PD	4,139	3	1	1.0	—	—	3	1	4
Winslow PD	7,599	9	1	1.4	—	1	9	2	11
Winthrop PD	5,983	8	1	2.3	1	4	9	5	14
Capitol Police	—	13	—	—	8	5	21	5	26
Clinton PD	3,340	4	—	1.2	—	—	4	—	4
Total Kennebec	122,689	155	13	1.7	17	29	172	42	214
Knox SO	21,859	23	—	1.1	—	1	23	1	24
Camden PD	4,776	10	1	2.5	—	1	10	2	12
Rockland PD	7,151	16	1	2.7	1	1	17	2	19
Thomaston PD	2,741	5	—	1.8	—	—	5	—	5
Rockport PD	3,367	5	1	1.8	—	—	5	1	6
Total Knox	39,894	59	3	1.7	1	3	60	6	66
Lincoln SO	21,564	23	—	1.2	—	3	23	3	26
Boothbay Harbor PD	2,219	8	—	4.1	—	1	8	1	9
Damariscotta PD	2,144	5	—	2.8	—	1	5	1	6
Waldoboro PD	5,070	7	—	1.4	—	—	7	—	7
Wiscasset PD	3,767	3	—	1.1	—	1	3	1	4
Total Lincoln	34,764	46	—	1.5	—	6	46	6	52
Oxford SO	32,124	24	—	0.8	—	2	24	2	26
Rumford PD	5,735	11	1	2.3	—	1	11	2	13
Mexico PD	2,624	5	—	1.9	—	—	5	—	5
Norway PD	4,989	7	2	2.0	—	1	7	3	10
Paris PD	5,149	6	2	1.7	—	1	6	3	9
Fryeburg PD	3,452	3	2	1.4	—	—	3	2	5
Oxford PD	4,095	7	—	2.0	—	1	7	1	8
Total Oxford	58,168	63	7	1.3	—	6	63	13	76
Penobscot SO	61,701	38	1	0.7	—	4	38	5	43
Bangor PD	32,179	73	8	3.0	5	11	78	19	97
Brewer PD	8,988	18	3	2.6	—	2	18	5	23
Dexter PD	3,687	6	—	1.6	—	—	6	—	6
Lincoln PD	4,838	5	—	1.2	—	1	5	1	6
Old Town PD	7,388	12	3	2.2	—	1	12	4	16
Orono PD	10,851	12	2	1.4	—	1	12	3	15
Hampden PD	7,428	9	2	1.5	—	—	9	2	11
Millinocket PD	4,226	4	2	1.7	—	1	4	3	7
East Millinocket PD	2,922	4	1	1.7	—	—	4	1	5

Agency	Population	Sworn Law Enforcement			Civilian		Total		Total
		Officers	Officers/ /1000	Officers/ /1000	Personnel	Personnel	M	F	
Newport PD	3,272	5	1	1.8	—	—	5	1	6
Veazie PD	1,823	4	—	2.2	—	—	4	—	4
Univ. Maine - Orono	—	12	2	—	6	2	18	4	22
Holden PD	3,106	4	—	1.3	—	—	4	—	4
Total Penobscot	152,409	206	25	1.7	11	23	217	48	265
Piscataquis SO	8,855	9	—	1.0	—	—	9	—	9
Dover-Foxcroft PD	4,018	5	—	1.2	—	—	5	—	5
Milo PD	2,279	3	—	1.3	—	—	3	—	3
Greenville PD	1,599	3	—	1.9	—	—	3	—	3
Total Piscataquis	16,751	20	—	1.2	—	—	20	—	20
Sagadahoc SO	13,069	19	—	1.6	—	2	19	2	21
Bath PD	8,322	18	1	2.9	2	3	20	4	24
Topsham PD	8,891	12	2	1.7	1	—	13	2	15
Richmond PD	3,477	4	—	1.2	—	—	4	—	4
Phippsburg PD	2,274	1	—	0.4	—	—	1	—	1
Total Sagadahoc	36,033	54	3	1.8	3	5	57	8	65
Somerset SO	31,740	22	1	0.8	—	3	22	4	26
Fairfield PD	6,531	11	1	1.8	—	—	11	1	12
Skowhegan PD	8,202	11	5	2.1	—	1	11	6	17
Pittsfield PD	3,971	6	—	1.8	1	—	7	—	7
Total Somerset	50,444	50	7	1.2	1	4	51	11	62
Waldo SO	30,058	21	1	0.8	—	2	21	3	24
Belfast PD	6,681	15	1	2.5	—	1	15	2	17
Searsport PD	2,635	3	—	1.1	—	—	3	—	3
Islesboro PD	560	1	—	1.8	—	—	1	—	1
Total Waldo	39,934	40	2	1.1	—	3	40	5	45
Washington SO	22,329	14	2	0.8	1	1	15	3	18
Calais PD	2,993	6	1	2.3	—	—	6	1	7
Eastport PD	1,258	—	1	0.8	—	—	—	1	1
Machias PD	2,007	3	—	1.5	—	—	3	—	3
Baileyville PD	1,439	5	—	3.5	—	—	5	—	5
Milbridge PD	1,288	1	—	0.8	—	—	1	—	1
Total Washington	31,314	29	4	1.1	1	1	30	5	35
York SO	51,455	28	2	0.7	2	3	30	5	35
Biddeford PD	21,530	52	5	3.9	13	14	65	19	84
Kittery PD	9,855	21	1	2.9	2	5	23	6	29
Old Orchard Beach PD	9,061	20	2	2.8	—	3	20	5	25
Saco PD	20,133	26	5	2.3	7	9	33	14	47
Sanford PD	21,272	35	4	2.0	—	4	35	8	43
Berwick PD	7,944	12	—	1.6	—	1	12	1	13
Eliot PD	6,990	7	—	1.1	—	1	7	1	8
Kennebunk PD	11,719	18	5	2.2	1	2	19	7	26
Kennebunkport PD	3,671	13	—	4.9	3	2	16	2	18
North Berwick PD	4,744	7	1	1.9	—	1	7	2	9
Ogunquit PD	932	10	1	12.9	—	1	10	2	12
South Berwick PD	7,605	10	—	1.4	—	1	10	1	11
Wells PD	10,803	21	3	3.1	3	6	24	9	33
York PD	13,377	23	3	2.8	6	5	29	8	37
Buxton PD	8,360	7	1	1.7	1	5	8	6	14
Total York	209,451	310	33	2.1	38	63	348	96	444
All Other Dept. of Pub. Sfty.	—	16	1	—	12	4	28	5	33
Maine State Police	—	274	28	—	47	71	321	99	420
Totals	1,350,141	2,144	203	2.2	203	363	2,347	566	2,913

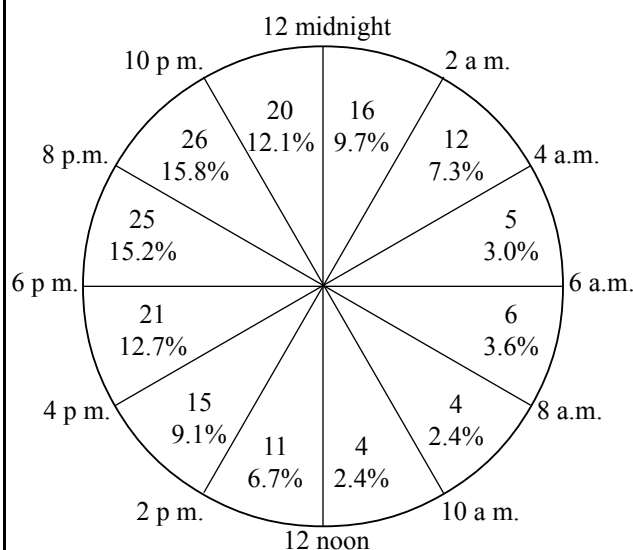
ASSAULTS ON LAW ENFORCEMENT OFFICERS

The following information is based on a detailed monthly collection of data in the Uniform Crime Reporting system regarding the problem of assaults on municipal, county and state law enforcement officers.

During 2020:

- There were 165 assaults on law enforcement officers, a decrease from the 2019 figure of 182.
- The ratio of assaults per 100 officers during 2020 was 7.0, compared to 7.7 assaults per 100 officers during 2019.
- The greatest number of officer assaults occurred while the officer was responding to disturbance calls — 66, or 40.0% of the total.
- Personal weapons (hands, fists, feet, etc.) were used in 92.1% or 152 of the assaults.
- Of the 165 assaults, 39.4% (65) resulted in personal injury to the officer, while 60.6% (100) produced no injury.
- 42.4% of assaults were aimed at officers who were alone (70), 57.6% were directed at assisted officers (95).
- The most common time period of assaults was 8 p.m. to 2 a.m. (37.6%), with 9.7% occurring from 12 a.m. to 2 a.m.
- Law enforcement cleared 90.3% (149) of all assaults on officers.
- Of the 165 reported assaults on officers, 24 were on sheriff's deputies, 11 were on state police officers, and 130 were on municipal officers.

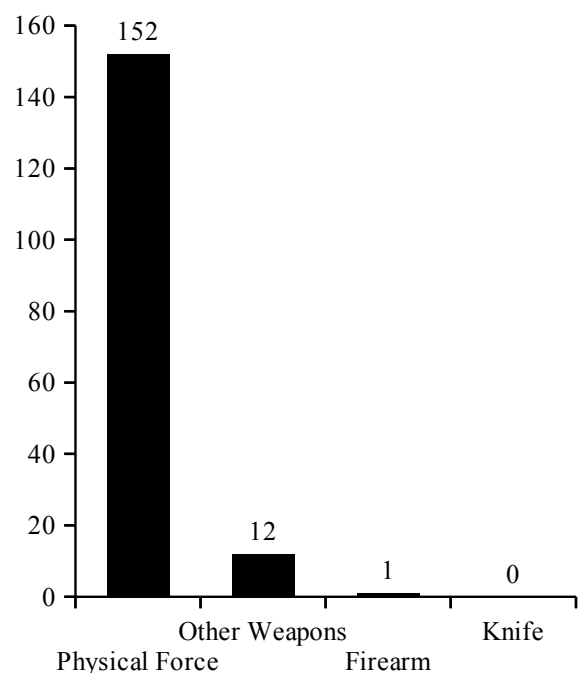
Officer Assaults by Time of Day



Assaults on Officers by County

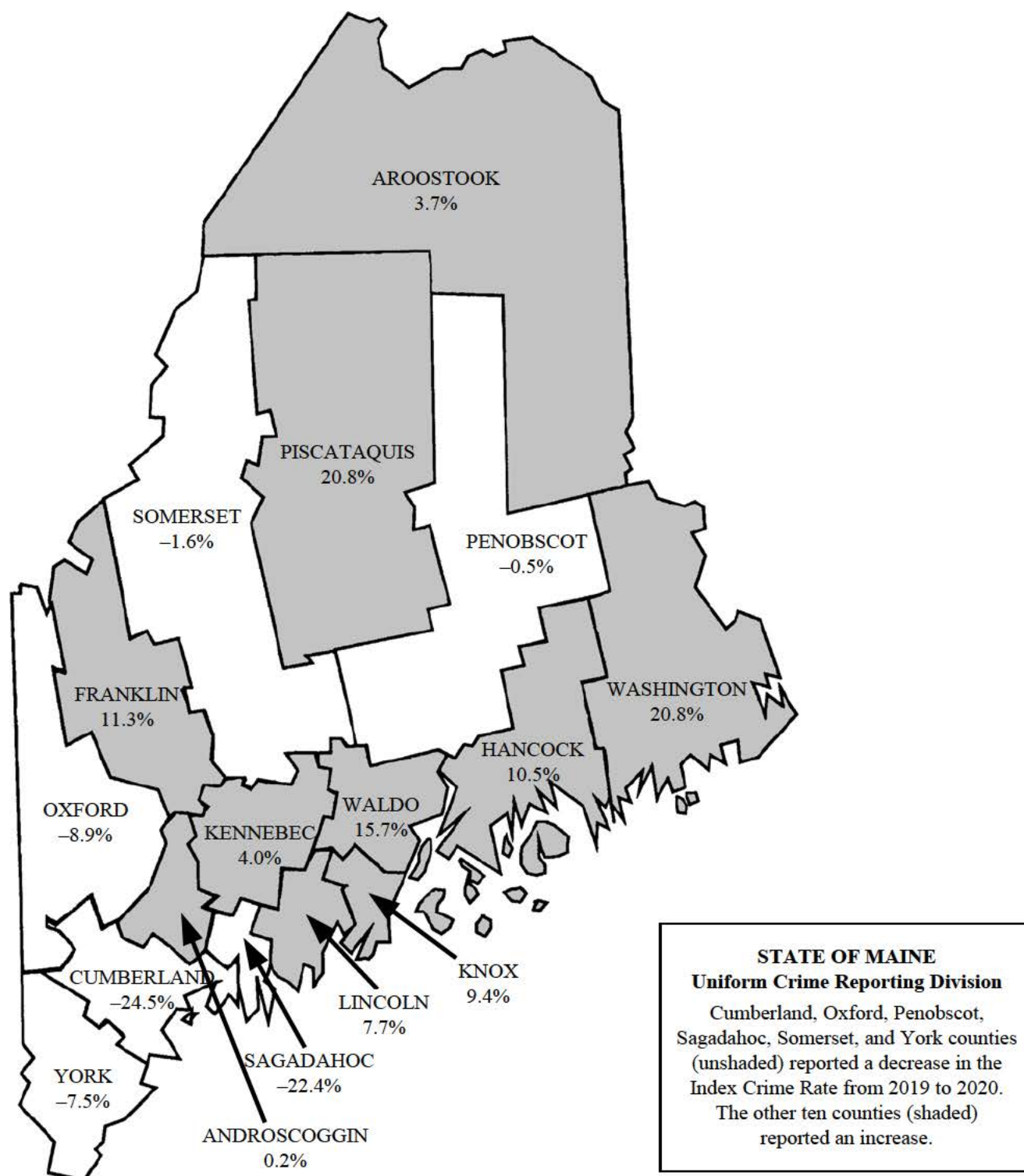
County	Assaults on Officers			2020 Rate Per 100 Officers
	2019	2020	% Change	
Androscoggin	15	5	-66.7%	2.7
Aroostook	6	9	50.0%	12.0
Cumberland	52	48	-7.7%	9.3
Franklin	1	3	200.0%	6.8
Hancock	6	4	-33.3%	5.1
Kennebec	19	22	15.8%	13.1
Knox	1	1	—	1.6
Lincoln	8	3	-62.5%	6.5
Oxford	3	1	-66.7%	1.4
Penobscot	9	15	66.7%	6.5
Piscataquis	1	—	-100.0%	—
Sagadahoc	5	—	-100.0%	—
Somerset	12	2	-83.3%	3.5
Waldo	4	5	25.0%	11.9
Washington	—	1	100.0%	3.0
York	28	35	25.0%	10.2
Fire Marshal	—	—	—	—
MDEA	—	—	—	—
State Police	12	11	-8.3%	3.6
Totals	182	165	-9.3%	7.0

Officer Assaults by Type of Weapon



Officer Assaults by Circumstances — 2020

Type of Activity	Type of Weapon					Type of Assignment							Police Assault Cleared
	Total Assaults	Firearm	Knife or Other Cutting Instrument	Other Dangerous Weapon	Hands, Fists, Feet, etc.	Two-Officer Vehicle	One-Officer Vehicle		Detective or Spec. Assign.		Other		
							Alone	Assisted	Alone	Assisted			
1. Responding to disturbance call	(A) 66	(B) —	(C) —	(D) 5	(E) 61	(F) 2	(G) 30	(H) 27	(I) —	(J) —	(K) 3	(L) 4	(M) 57
2. Burglaries in progress or pursuing burglary suspects	1	—	—	—	1	—	1	—	—	—	—	—	1
3. Robberies in progress or pursuing robbery suspects	—	—	—	—	—	—	—	—	—	—	—	—	—
4. Attempting other arrests	19	—	—	—	19	4	6	5	—	1	—	3	20
5. Civil disorder (riot, mass disobedience)	2	—	—	—	2	—	2	—	—	—	—	—	2
6. Handling, transporting, custody of prisoners	27	—	—	3	24	2	7	15	—	—	1	2	25
7. Investigating suspicious persons or circumstances	13	—	—	—	13	—	6	7	—	—	—	—	12
8. Ambush — no warning	1	—	—	—	1	—	1	—	—	—	—	—	1
9. Handling persons with mental illness	10	—	—	—	10	—	4	5	—	—	—	1	7
10. Traffic pursuits and stops	6	—	—	2	4	—	5	1	—	—	—	—	6
11. All other	20	1	—	2	17	1	2	13	—	—	2	2	18
12. Totals (1–11)	165	1	—	12	152	9	64	73	—	1	6	12	149
13. Number with personal injury	65	1	—	4	60								
14. Number without personal injury	100	—	—	8	92								
15. Time of assaults													
A.M.	16	12	5	6	4	4							
P.M.	11	15	21	25	26	20							
12:00 2:00 4:00 6:00 8:00 10:00													

COUNTY CRIME ANALYSIS

<i>Androscoggin County</i>			<i>January–December 2020</i>									
Contributing Agency	Estimated Population	Crime Rate	Murder	Rape	Robbery	Aggravated Assault	Burglary	Larceny	M/V Theft	Arson	Total Index Crimes	Clearance Rate
Androscoggin SO*	28,834	4.86	—	10	1	12	17	94	5	1	140	32.9
Auburn*	23,455	24.13	2	18	6	20	41	456	22	1	566	49.5
Lewiston*	36,186	20.73	2	26	16	53	81	519	39	14	750	30.9
Livermore Falls	3,154	11.41	—	3	—	6	7	19	1	—	36	22.2
Lisbon*	9,004	11.88	—	—	—	5	12	84	5	1	107	37.4
Mechanic Falls	2,974	12.78	—	4	—	4	7	20	3	—	38	52.6
Sabattus*	5,054	5.94	—	—	—	5	9	15	1	—	30	20.0
Androscoggin County Totals	108,661	15.34	4	61	23	105	174	1,207	76	17	1,667	37.9

<i>Aroostook County</i>			<i>January–December 2020</i>									
Contributing Agency	Estimated Population	Crime Rate	Murder	Rape	Robbery	Aggravated Assault	Burglary	Larceny	M/V Theft	Arson	Total Index Crimes	Clearance Rate
Aroostook SO	28,882	2.77	—	—	1	9	25	38	6	1	80	50.0
Caribou	7,532	20.18	—	—	—	6	27	102	17	—	152	71.7
Fort Fairfield	3,263	9.19	—	2	2	2	11	9	4	—	30	53.3
Fort Kent	3,831	7.83	—	—	—	3	2	22	3	—	30	76.7
Houlton	5,713	32.91	—	1	—	21	18	145	3	—	188	46.3
Madawaska	3,704	11.88	—	—	1	1	1	38	3	—	44	63.6
Presque Isle	8,937	25.40	—	7	2	7	29	174	7	1	227	48.0
Ashland	1,208	7.45	—	—	—	1	7	1	—	—	9	11.1
Limestone	2,159	9.26	—	—	4	—	6	8	2	—	20	70.0
Washburn	1,526	21.63	—	1	—	3	7	21	1	—	33	24.2
Aroostook County Totals	66,755	12.18	—	11	10	53	133	558	46	2	813	53.5

*Agencies marked with an asterisk have submitted enhanced IBR crime statistics in 2020. The statistics have been translated back down to summary data in these tables for comparison against data from agencies that are not yet submitting IBR. For NIBRS reports for these agencies, please see pp. 100–156.

Cumberland County**January–December 2020**

Contributing Agency	Estimated Population	Crime Rate	Murder	Rape	Robbery	Aggravated Assault	Burglary	Larceny	M/V Theft	Arson	Total Index Crimes	Clearance Rate
Cumberland SO*	54,830	6.58	—	15	2	25	59	244	16	—	361	24.4
Brunswick*	20,566	10.02	—	11	1	4	23	155	10	2	206	42.2
Cape Elizabeth	9,340	3.53	—	1	—	2	1	29	—	—	33	24.2
Falmouth	12,444	6.51	—	2	—	—	5	68	4	2	81	48.1
Gorham	18,167	5.12	—	3	—	2	16	65	5	2	93	50.5
Portland	66,229	19.28	—	28	34	67	94	991	58	5	1,277	23.3
South Portland*	25,593	17.15	1	4	10	17	24	346	32	5	439	22.3
Scarborough*	21,237	13.80	—	5	4	5	9	254	12	4	293	44.0
Westbrook*	19,256	11.22	—	5	4	20	17	160	9	1	216	35.2
Bridgton	5,459	11.36	—	3	1	1	7	50	—	—	62	75.8
Cumberland	8,327	2.88	—	1	—	2	—	20	1	—	24	12.5
Freeport*	8,637	9.38	—	1	—	3	7	67	2	1	81	39.5
Yarmouth*	8,617	6.85	—	2	1	2	4	49	1	—	59	22.0
Windham*	18,720	7.16	—	4	1	6	23	95	5	—	134	40.3
University of Southern Maine	—	—	—	2	—	—	—	16	1	—	19	15.8
Cumberland County Totals	297,422	11.36	1	87	58	156	289	2,609	156	22	3,378	30.3

Franklin County**January–December 2020**

Contributing Agency	Estimated Population	Crime Rate	Murder	Rape	Robbery	Aggravated Assault	Burglary	Larceny	M/V Theft	Arson	Total Index Crimes	Clearance Rate
Franklin SO*	11,982	7.01	—	2	—	1	20	51	10	—	84	9.5
Farmington*	7,764	13.91	—	4	—	5	8	90	1	—	108	36.1
Jay	4,600	5.87	—	3	—	3	2	17	2	—	27	48.1
Wilton	3,944	2.03	—	—	—	1	—	7	—	—	8	50.0
Rangeley	1,153	7.81	—	—	—	—	1	8	—	—	9	22.2
University of ME Farmington*	—	—	—	1	—	—	—	3	—	—	4	—
Carrabassett Valley*	788	25.38	—	1	—	—	3	16	—	—	20	5.0
Franklin County Totals	30,231	8.60	—	11	—	10	34	192	13	—	260	25.8

*Agencies marked with an asterisk have submitted enhanced IBR crime statistics in 2020. The statistics have been translated back down to summary data in these tables for comparison against data from agencies that are not yet submitting IBR. For NIBRS reports for these agencies, please see pp. 100–156.

Hancock County***January–December 2020***

Contributing Agency	Estimated Population	Crime Rate	Murder	Rape	Robbery	Aggravated Assault	Burglary	Larceny	M/V Theft	Arson	Total Index Crimes	Clearance Rate
Hancock SO	30,299	4.06	—	5	2	7	18	87	4	—	123	41.5
Bar Harbor	7,716	5.83	—	4	—	1	9	31	—	—	45	33.3
Ellsworth	8,231	23.69	—	2	1	5	10	172	4	1	195	76.4
Bucksport	4,927	9.95	—	5	—	3	5	31	5	—	49	55.1
Southwest Harbor	1,795	17.27	—	—	—	—	2	28	1	—	31	16.1
Gouldsboro	1,742	2.87	—	—	—	—	—	3	2	—	5	—
Winter Harbor	511	1.96	—	—	—	—	—	1	—	—	1	100.0
Hancock County Totals	55,221	8.13	—	16	3	16	44	353	16	1	449	55.2

Kennebec County***January–December 2020***

Contributing Agency	Estimated Population	Crime Rate	Murder	Rape	Robbery	Aggravated Assault	Burglary	Larceny	M/V Theft	Arson	Total Index Crimes	Clearance Rate
Kennebec SO*	51,983	4.58	—	11	1	21	40	146	18	1	238	46.2
Augusta*	18,653	37.21	—	21	16	38	75	525	18	1	694	53.3
Gardiner	5,639	6.38	1	—	—	1	6	26	2	—	36	33.3
Hallowell*	2,382	8.40	—	—	—	1	4	15	—	—	20	—
Waterville*	16,654	27.26	1	12	7	12	28	378	12	4	454	51.1
Oakland*	6,317	6.81	—	—	—	1	5	31	6	—	43	39.5
Monmouth*	4,139	3.62	—	1	—	1	4	8	1	—	15	6.7
Winslow*	7,599	13.16	—	6	—	4	24	62	4	—	100	19.0
Winthrop	5,983	11.37	1	1	1	2	9	52	2	—	68	63.2
Capitol Police*	—	—	—	—	—	—	1	—	1	—	2	—
Clinton	3,340	4.49	—	—	1	—	1	13	—	—	15	13.3
Kennebec County Totals	122,689	13.73	3	52	26	81	197	1,256	64	6	1,685	47.8

Knox County***January–December 2020***

Contributing Agency	Estimated Population	Crime Rate	Murder	Rape	Robbery	Aggravated Assault	Burglary	Larceny	M/V Theft	Arson	Total Index Crimes	Clearance Rate
Knox SO	21,859	7.32	—	1	1	2	24	119	12	1	160	23.8
Camden	4,776	2.51	—	—	—	—	—	12	—	—	12	33.3
Rockland*	7,151	18.04	—	1	—	6	15	104	2	1	129	17.1
Thomaston	2,741	34.29	—	2	—	1	6	77	7	1	94	18.1
Rockport	3,367	3.56	—	—	—	—	—	12	—	—	12	16.7
Knox County Totals	39,894	10.20	—	4	1	9	45	324	21	3	407	20.4

*Agencies marked with an asterisk have submitted enhanced IBR crime statistics in 2020. The statistics have been translated back down to summary data in these tables for comparison against data from agencies that are not yet submitting IBR. For NIBRS reports for these agencies, please see pp. 100–156.

Lincoln County**January–December 2020**

Contributing Agency	Estimated Population	Crime Rate	Murder	Rape	Robbery	Aggravated Assault	Burglary	Larceny	M/V Theft	Arson	Total Index Crimes	Clearance Rate
Lincoln SO*	21,564	8.30	—	16	1	10	22	119	10	1	179	16.8
Boothbay Harbor*	2,219	5.86	—	2	—	1	1	7	2	—	13	61.5
Damariscotta*	2,144	19.59	—	3	—	—	5	33	1	—	42	42.9
Waldoboro	5,070	7.50	—	—	—	2	4	31	1	—	38	21.1
Wiscasset*	3,767	11.15	—	—	1	4	2	30	5	—	42	50.0
Lincoln County Totals	34,764	9.03	—	21	2	17	34	220	19	1	314	27.1

Oxford County**January–December 2020**

Contributing Agency	Estimated Population	Crime Rate	Murder	Rape	Robbery	Aggravated Assault	Burglary	Larceny	M/V Theft	Arson	Total Index Crimes	Clearance Rate
Oxford SO	32,124	9.18	—	11	—	15	42	212	15	—	295	39.0
Rumford	5,735	19.70	—	7	—	3	12	84	7	—	113	29.2
Mexico	2,624	42.68	—	4	—	2	15	86	5	—	112	6.3
Norway	4,989	13.63	—	3	—	4	4	56	1	—	68	58.8
Paris	5,149	8.93	—	1	1	4	3	29	8	—	46	23.9
Fryeburg	3,452	13.90	—	—	—	2	5	37	4	—	48	14.6
Oxford	4,095	29.30	—	3	—	1	4	110	2	—	120	26.7
Oxford County Totals	58,168	13.79	—	29	1	31	85	614	42	—	802	30.5

*Agencies marked with an asterisk have submitted enhanced IBR crime statistics in 2020. The statistics have been translated back down to summary data in these tables for comparison against data from agencies that are not yet submitting IBR. For NIBRS reports for these agencies, please see pp. 100–156.

<i>Penobscot County</i>			<i>January–December 2020</i>									
Contributing Agency	Estimated Population	Crime Rate	Murder	Rape	Robbery	Aggravated Assault	Burglary	Larceny	M/V Theft	Arson	Total Index Crimes	Clearance Rate
Penobscot SO	61,701	5.09	—	—	1	9	53	223	28	—	314	17.8
Bangor	32,179	39.09	2	7	13	29	100	1,044	63	—	1,258	57.0
Brewer	8,988	24.25	—	—	—	6	5	203	4	—	218	75.7
Dexter	3,687	14.37	—	—	1	—	4	44	4	—	53	39.6
Lincoln	4,838	28.11	1	1	—	4	20	105	5	—	136	41.9
Old Town	7,388	10.56	1	—	—	1	14	60	1	1	78	29.5
Orono	10,851	8.29	—	1	1	1	17	64	6	—	90	10.0
Hampden	7,428	6.06	—	—	—	—	4	39	2	—	45	17.8
Millinocket	4,226	20.35	1	—	—	3	13	60	9	—	86	23.3
East Millinocket	2,922	8.56	—	—	—	—	3	19	3	—	25	28.0
Newport	3,272	14.98	1	1	—	1	12	33	1	—	49	46.9
Veazie	1,823	14.81	—	—	—	1	3	22	1	—	27	33.3
University of ME Orono	—	—	—	—	—	—	5	27	—	—	32	18.8
Holden	3,106	11.59	—	2	—	—	7	25	2	—	36	36.1
Penobscot County Totals	152,409	16.06	6	12	16	55	260	1,968	129	1	2,447	46.3

<i>Piscataquis County</i>			<i>January–December 2020</i>									
Contributing Agency	Estimated Population	Crime Rate	Murder	Rape	Robbery	Aggravated Assault	Burglary	Larceny	M/V Theft	Arson	Total Index Crimes	Clearance Rate
Piscataquis SO	8,855	8.81	—	2	—	5	12	54	5	—	78	34.6
Dover-Foxcroft	4,018	9.21	—	—	—	2	6	29	—	—	37	59.5
Milo	2,279	20.18	—	—	1	2	8	33	2	—	46	28.3
Greenville	1,599	5.00	1	—	—	1	1	5	—	—	8	37.5
Piscataquis County Totals	16,751	10.09	1	2	1	10	27	121	7	—	169	38.5

<i>Sagadahoc County</i>			<i>January–December 2020</i>									
Contributing Agency	Estimated Population	Crime Rate	Murder	Rape	Robbery	Aggravated Assault	Burglary	Larceny	M/V Theft	Arson	Total Index Crimes	Clearance Rate
Sagadahoc SO*	13,069	4.90	—	—	—	5	13	42	4	—	64	18.8
Bath*	8,322	11.78	—	1	—	3	6	83	5	—	98	18.4
Topsham*	8,891	8.44	—	—	—	4	4	60	7	—	75	37.3
Richmond	3,477	4.60	—	—	—	1	5	9	1	—	16	62.5
Phippsburg	2,274	3.08	—	—	—	—	1	6	—	—	7	—
Sagadahoc County Totals	36,033	7.22	—	1	—	13	29	200	17	—	260	26.2

*Agencies marked with an asterisk have submitted enhanced IBR crime statistics in 2020. The statistics have been translated back down to summary data in these tables for comparison against data from agencies that are not yet submitting IBR. For NIBRS reports for these agencies, please see pp. 100–156.

Somerset County**January–December 2020**

Contributing Agency	Estimated Population	Crime Rate	Murder	Rape	Robbery	Aggravated Assault	Burglary	Larceny	M/V Theft	Arson	Total Index Crimes	Clearance Rate
Somerset SO*	31,740	10.02	—	21	2	18	45	217	15	—	318	29.6
Fairfield*	6,531	15.46	—	8	1	6	16	66	2	2	101	18.8
Skowhegan*	8,202	29.38	—	2	3	7	27	189	12	1	241	27.4
Pittsfield	3,971	8.56	—	—	—	2	4	26	2	—	34	44.1
Somerset County Totals	50,444	13.76	—	31	6	33	92	498	31	3	694	28.0

Waldo County**January–December 2020**

Contributing Agency	Estimated Population	Crime Rate	Murder	Rape	Robbery	Aggravated Assault	Burglary	Larceny	M/V Theft	Arson	Total Index Crimes	Clearance Rate
Waldo SO*	30,058	3.06	—	3	—	6	14	61	8	—	92	31.5
Belfast*	6,681	7.93	—	—	—	—	11	40	2	—	53	11.3
Searsport	2,635	6.83	—	1	—	—	5	11	1	—	18	33.3
Islesboro*	560	25.00	—	—	—	—	5	9	—	—	14	—
Waldo County Totals	39,934	4.43	—	4	—	6	35	121	11	—	177	23.2

Washington County**January–December 2020**

Contributing Agency	Estimated Population	Crime Rate	Murder	Rape	Robbery	Aggravated Assault	Burglary	Larceny	M/V Theft	Arson	Total Index Crimes	Clearance Rate
Washington SO	22,329	6.36	—	7	—	16	34	77	8	—	142	38.0
Calais	2,993	21.72	—	2	—	—	8	55	—	—	65	49.2
Eastport	1,258	20.67	—	—	—	2	8	16	—	—	26	23.1
Machias	2,007	17.44	—	—	—	7	5	21	2	—	35	40.0
Baileyville	1,439	15.29	—	—	—	12	5	5	—	—	22	27.3
Milbridge	1,288	—	—	—	—	—	—	—	—	—	—	—
Washington County Totals	31,314	9.26	—	9	—	37	60	174	10	—	290	38.6

*Agencies marked with an asterisk have submitted enhanced IBR crime statistics in 2020. The statistics have been translated back down to summary data in these tables for comparison against data from agencies that are not yet submitting IBR. For NIBRS reports for these agencies, please see pp. 100–156.

<i>York County</i>			<i>January–December 2020</i>									
Contributing Agency	Estimated Population	Crime Rate	Murder	Rape	Robbery	Aggravated Assault	Burglary	Larceny	M/V Theft	Arson	Total Index Crimes	Clearance Rate
York SO*	51,455	5.75	—	10	1	7	56	202	20	—	296	17.6
Biddeford*	21,530	22.16	—	16	3	32	37	366	19	4	477	25.4
Kittery*	9,855	9.34	—	5	—	1	4	79	3	—	92	32.6
Old Orchard Beach*	9,061	13.02	—	12	—	10	13	73	10	—	118	28.8
Saco*	20,133	16.29	—	7	1	16	45	231	26	2	328	22.0
Sanford*	21,272	28.54	—	11	7	17	62	484	20	6	607	18.9
Berwick*	7,944	8.18	—	—	—	2	12	46	4	1	65	29.2
Eliot*	6,990	4.01	—	1	1	—	5	19	2	—	28	25.0
Kennebunk*	11,719	4.52	—	—	—	—	—	49	4	—	53	26.4
Kennebunkport*	3,671	6.27	—	2	—	1	1	19	—	—	23	21.7
North Berwick*	4,744	7.59	—	2	—	1	4	26	3	—	36	25.0
Ogunquit	932	25.75	—	—	—	2	3	19	—	—	24	25.0
South Berwick*	7,605	6.18	—	—	2	2	4	36	3	—	47	19.1
Wells*	10,803	8.42	—	6	—	1	5	73	6	—	91	24.2
York*	13,377	7.63	—	3	3	1	9	83	3	—	102	20.6
Buxton	8,360	9.93	—	—	4	12	9	52	5	1	83	41.0
York County Totals	209,451	11.79	—	75	22	105	269	1,857	128	14	2,470	23.1

<i>Statewide Agencies</i>			<i>January–December 2020</i>									
Contributing Agency	Estimated Population	Crime Rate	Murder	Rape	Robbery	Aggravated Assault	Burglary	Larceny	M/V Theft	Arson	Total Index Crimes	Clearance Rate
Fire Marshal*	—	—	—	—	—	1	2	1	—	107	111	40.5
MDEA*	—	—	—	—	—	—	1	—	—	—	1	100.0
State Police*	—	—	7	63	2	52	209	547	71	2	953	41.8
Statewide Agencies Totals	—	—	7	63	2	53	212	548	71	109	1,065	41.7

<i>State Totals</i>												
Grand Total	1,350,141	12.85	22	489	171	790	2,019	12,820	857	179	17,347	36.0

*Agencies marked with an asterisk have submitted enhanced IBR crime statistics in 2020. The statistics have been translated back down to summary data in these tables for comparison against data from agencies that are not yet submitting IBR. For NIBRS reports for these agencies, please see pp. 100–156.

PROGRAMMED CRIME PROFILES

Reprogramming of UCR-generated data was initiated in 1975 to provide maximum utilization of computer efficiency. In January of 1976 the new programs became operational. Chief benefactors of the new format are the contributors who make this comprehensive program possible by their outstanding support and cooperation.

On the following pages are sample printouts of generated data. The state total data has been selected as the sample for explanation in this publication. This sample is applicable monthly to every community submitting data through direct reporting to the UCR Division.

PRINTOUT 1

Printout number 1 consists of offense data submitted monthly on Part I, or index, crimes.

To the left of the vertical line are the cumulative figures on each index crime to date, and the projected crime rate per 1,000 population. The right-hand column reflects the cumulative crime-to-date comparison from the preceding year, and the percent change in all crime classifications, based on the comparison figures.

Totals for all reported offenses appear at the bottom of the printout, with distinctions being made between the total index crimes and total crimes reported (includes manslaughter by negligence, and non-aggravated assault). Law enforcement officers assault data for the accumulated total is included. The sample printout is for the month of December; however, any particular selected monthly printout will provide similar year-to-date data.

PRINTOUT 2

Printout number 2 consists of data on property stolen and recovered by property type and value. The printout includes data for the year to date and last year to date comparison figures. Recovery percentages are computed for each property type on all entries. Totals of each column, and a total with motor vehicle values removed, are included.

PRINTOUT 3

Printout number 3 is a breakdown of offense data reported on form number 1. It primarily identifies locations of crime occurrence in crimes of robbery and burglary, and expands data on larceny by the analysis of larceny types and location. This printout systematically records the values of property stolen during commission of the various types and methods of the criminal act. This particular printout records the year-to-date data and year-to-date totals from the previous year. The final column indicates percentage of change from the previous year in both the number of offenses and the value of stolen property by crime.

PRINTOUT 4

Printout number 4 relates to the clearance of particular offenses by the reporting agency. The form is divided into two areas: the year to date and last year to date for comparison purposes. It reflects the number of actual offenses, number of offenses cleared, percentage of offenses cleared, and the number of clearances involving only persons under 18 years of age.

Printout 1 — Offenses Known to Police for December 2020

Classification of Offenses	Offenses Reported	Unfounded	Actual Offenses	Number Cleared	Projected Rate/1000	Last YTD	Percent Change
1. Criminal Homicide							
A. Murder	22	—	22	17	0.02	22	—
B. Manslaughter*	3	—	3	4	<0.01	2	50.0%
2. Rape, Total	506	17	489	186	0.36	514	-4.9%
A. Rape	491	16	475	177	0.35	495	-4.0%
B. Attempts to Commit	15	1	14	9	0.01	19	-26.3%
3. Robbery, Total	172	1	171	107	0.13	193	-11.4%
A. Firearm	44	—	44	27	0.03	41	7.3%
B. Knife	23	—	23	15	0.02	23	—
C. Other Weapon	31	—	31	19	0.02	28	10.7%
D. Strong Arm	74	1	73	46	0.05	101	-27.7%
4. Assault — Aggravated, Total	799	9	790	633	0.59	815	-3.1%
A. Firearm	77	1	76	54	0.06	73	4.1%
B. Knife	131	3	128	95	0.09	148	-13.5%
C. Other Weapon	302	1	301	250	0.22	257	17.1%
D. Hands, Fist, Feet, etc.	289	4	285	234	0.21	337	-15.4%
5. Burglary, Total	2,071	52	2,019	524	1.50	2,340	-13.7%
A. Forcible Entry	958	14	944	266	0.70	970	-2.7%
B. Unlawful — No Force	964	32	932	227	0.69	1,199	-22.3%
C. Attempt Forcible Entry	149	6	143	31	0.11	171	-16.4%
6. Larceny-Theft, Total	13,124	304	12,820	4,333	9.50	13,711	-6.5%
7. Motor Vehicle Theft, Total	906	49	857	383	0.63	724	18.4%
A. Autos	750	44	706	314	0.52	600	17.7%
B. Trucks and Buses	79	—	79	38	0.06	59	33.9%
C. Other Vehicles	77	5	72	31	0.05	65	10.8%
8. Arson Total	179	—	179	68	0.13	145	23.4%
Index Crimes Total	17,779	432	17,347	6,251	12.85	18,464	-6.0%
Index Crimes Less Arson	17,600	432	17,168	6,183	12.72	18,319	-6.3%
E. Other Assaults — Simple**	11,507	226	11,281	6,998		10,064	12.1%
Reported Offenses Total	29,289	658	28,631	13,253		28,530	0.4%
Officers Killed or Assaulted YTD							
						165	182

*Are not included in index total

Printout 2 — Report of Stolen and Recovered Property for December 2020

State Totals				Last Year to Date		
This Year to Date						
Type of Property	Stolen	Recovered	Percent Recovered	Stolen	Recovered	Percent Recovered
A. Currency, etc.	\$3,189,240	\$99,301	3.1%	\$3,826,393	\$177,360	4.6%
B. Jewelry and Precious Metals	\$985,385	\$70,992	7.2%	\$1,182,903	\$91,260	7.7%
C. Clothing and Furs	\$233,713	\$43,527	18.6%	\$350,268	\$64,370	18.4%
D. Locally Stolen Motor Vehicles	\$6,909,060	\$4,319,976	62.5%	\$6,065,980	\$3,361,851	55.4%
E. Office Equipment	\$259,236	\$44,604	17.2%	\$350,591	\$56,247	16.0%
F. Televisions, Radios, Cameras, etc.	\$195,414	\$28,105	14.4%	\$242,932	\$28,406	11.7%
G. Firearms	\$178,995	\$44,062	24.6%	\$237,175	\$35,488	15.0%
H. Household Goods	\$256,485	\$31,681	12.4%	\$355,271	\$143,666	40.4%
I. Consumable Goods	\$1,258,318	\$252,863	20.1%	\$770,800	\$50,516	6.6%
J. Livestock	\$1,608	\$200	12.4%	\$710	\$150	21.1%
K. Miscellaneous	\$4,958,842	\$903,741	18.2%	\$5,314,759	\$1,606,568	30.2%
Totals	\$18,426,296	\$5,839,052	31.7%	\$18,697,782	\$5,615,882	30.0%
Total Less Locally Stolen MVs	\$11,517,236	\$1,519,076	13.2%	\$12,631,802	\$2,254,031	17.8%

Printout 3 — Property Stolen by Classification for December 2020

State Totals Classification of Offenses	This Year to Date		Last Year to Date		Percent Change	
	Offenses	Value	Offenses	Value	Offenses	Value
1. Murder and Non-Negligent Manslaughter, Total	22	—	22	—	—	—
2. Rape, Total	489	\$4,760	514	\$500	-4.9%	852.0%
3. Robbery, Total	171	\$152,709	193	\$120,699	-11.4%	26.5%
A. Highway (Streets, Alleys, etc.)	27	\$13,488	35	\$5,150	-22.9%	161.9%
B. Commercial House (except C, D & F)	52	\$43,453	44	\$14,244	18.2%	205.1%
C. Gas or Service Station	5	\$1,367	6	\$3,194	-16.7%	-57.2%
D. Convenience Store	19	\$3,122	23	\$5,388	-17.4%	-42.1%
E. Residence (anywhere on premises)	46	\$49,632	56	\$52,746	-17.9%	-5.9%
F. Bank	2	\$15,741	8	\$13,230	-75.0%	19.0%
G. Miscellaneous	20	\$25,906	21	\$26,747	-4.8%	-3.1%
5. Burglary — Breaking & Entering, Total	2,019	\$3,198,923	2,340	\$2,861,108	-13.7%	11.8%
(1) Residence Night 6 p.m.—6 a.m.	359	\$416,427	461	\$526,863	-22.1%	-21.0%
(2) Residence Day 6 a.m.—6 p.m.	832	\$1,071,857	901	\$808,063	-7.7%	32.6%
(3) Residence Unknown	123	\$150,606	180	\$205,473	-31.7%	-26.7%
(1) Non-Residence Night 6 p.m.—6 a.m.	186	\$186,452	246	\$332,646	-24.4%	-43.9%
(2) Non-Residence Day 6 a.m.—6 p.m.	466	\$1,323,076	445	\$758,957	4.7%	74.3%
(3) Non-Residence Unknown	53	\$50,505	107	\$229,106	-50.5%	-78.0%
6. Larceny Value, Total	12,820	\$8,382,515	13,711	\$9,798,099	-6.5%	-14.4%
A. Over \$200	4,905	\$8,054,489	4,890	\$9,418,920	0.3%	-14.5%
B. \$50 to \$200	2,903	\$268,752	3,253	\$313,623	-10.8%	-14.3%
C. Under \$50	5,012	\$59,274	5,568	\$65,556	-10.0%	-9.6%
7. Motor Vehicle Theft, incl. Joy Rides, Total	857	\$6,687,389	724	\$5,903,376	18.4%	13.3%
Grand Total		\$18,426,296		\$18,683,782		-1.4%
6x. Nature of Larcenies, Total	12,820	\$8,382,515	13,711	\$9,798,099	-6.5%	-14.4%
A. Pocket-Picking	10	\$3,986	3	\$450	233.3%	785.8%
B. Purse-Snatching	29	\$9,035	23	\$4,884	26.1%	85.0%
C. Shoplifting	2,374	\$396,883	3,120	\$477,137	-23.9%	-16.8%
D. From Motor Vehicles (except E)	1,763	\$689,312	2,099	\$1,423,046	-16.0%	-51.6%
E. Motor Vehicle Parts & Accessories	549	\$543,371	250	\$133,128	119.6%	308.2%
F. Bicycles	426	\$201,163	506	\$174,963	-15.8%	15.0%
G. From Buildings (except C & H)	1,164	\$923,706	1,415	\$1,215,305	-17.7%	-24.0%
H. From Any Coin-Operated Machine	6	\$2,109	3	\$85	100.0%	2,381.2%
I. All Other	6,499	\$5,612,950	6,292	\$6,369,101	3.3%	-11.9%
7x. Total Locally Stolen Motor Vehicles Recovered	249		224		11.2%	
A. Stolen Locally and Recovered Locally	172		156		10.3%	
B. Stolen Locally, Recovered Other Jurisdictions	77		68		13.2%	
C. Stolen Out of Town, Recovered Locally	46		30		53.3%	

Printout 4 — Analysis of Clearances for December 2020

State Totals								
Classification of Offenses	Reported	This Year to Date Cleared	Rate	< 18	Reported	Last Year to Date Cleared	Rate	< 18
1. Criminal Homicide								
A. Murder	22	17	77.3%	—	22	19	86.4%	—
B. Manslaughter*	3	4	133.3%	—	2	—	—	—
2. Rape, Total	489	186	38.0%	28	514	162	31.5%	23
A. Rape	475	177	37.3%	26	495	152	30.7%	22
B. Attempts to Commit	14	9	64.3%	2	19	10	52.6%	1
3. Robbery, Total	171	107	62.6%	6	193	106	54.9%	6
A. Firearm	44	27	61.4%	2	41	29	70.7%	—
B. Knife	23	15	65.2%	2	23	12	52.2%	—
C. Other Weapon	31	19	61.3%	—	28	15	53.6%	—
D. Strong Arm	73	46	63.0%	2	101	50	49.5%	6
4. Assault — Aggravated, Total	790	633	80.1%	22	815	631	77.4%	33
A. Firearm	76	54	71.1%	4	73	37	50.7%	1
B. Knife	128	95	74.2%	5	148	106	71.6%	12
C. Other Weapon	301	250	83.1%	8	257	200	77.8%	8
D. Hands, Fists, Feet, etc.	285	234	82.1%	5	337	288	85.5%	12
5. Burglary, Total	2,019	524	26.0%	61	2,340	576	24.6%	60
A. Forcible Entry	944	266	28.2%	36	970	246	25.4%	26
B. Unlawful, No Force	932	227	24.4%	24	1,199	303	25.3%	32
C. Attempt Forcible Entry	143	31	21.7%	1	171	27	15.8%	2
6. Larceny-Theft, Total	12,820	4,333	33.8%	243	13,711	5,412	39.5%	405
7. Motor Vehicle Theft, Total	857	383	44.7%	49	724	347	47.9%	35
A. Autos	706	314	44.5%	41	600	294	49.0%	29
B. Trucks and Buses	79	38	48.1%	3	59	24	40.7%	4
C. Other Vehicles	72	31	43.1%	5	65	29	44.6%	2
8. Arson, Total	179	68	38.0%	26	145	56	38.6%	22
Index Crimes Total	17,347	6,251	36.0%	435	18,464	7,309	39.6%	584
Index Crimes Less Arson	17,168	6,183	36.0%	409	18,319	7,253	39.6%	562
E. Other Assaults — Simple*	11,281	6,998	62.0%	530	10,064	7,140	70.9%	784
Reported Offenses Total	28,631	13,253	46.3%	965	28,530	14,449	50.6%	1,368

*Are not included in index total

Transitioning from Summary UCR to IBR

In 1991 the Federal Government introduced a newer form of reporting crime statistics that they designated as a National Incident Based Reporting System (NIBRS). This incident based reporting (IBR) was designed to be more comprehensive in scope than traditional summary based UCR reporting. Transition from summary to IBR since 1991 has been slow, to say the least. In 2015 it was announced that after 2021 the Federal Government would no longer accept the older summary UCR reports, and would only accept IBR data.

In similar fashion, *Crime in Maine* will continue to transition over the next few years. Beginning with the 2018 report, *Crime in Maine* has begun to publish IBR data for those agencies in Maine that have already transitioned to the newer reporting system and reported a full 12 months of IBR data.

In past years, *Crime in Maine* translated IBR data from the few Maine agencies submitting IBR back into summary UCR format, a task that is both time intensive and also results in not being able to fully display all the additional data provided by IBR. This was done to provide an even comparison between IBR and summary UCR reporting agencies across the state. However, due to the time commitment to translation, coupled with the fact that more agencies continue to transition to IBR data submission as we near 2021, this will be the last year *Crime in Maine* translates IBR to summary UCR data.

What this means for readers is that on the following pages you will see some basic IBR information from the 56 law enforcement agencies in Maine that submitted IBR information for all of 2020. You will also see those agencies again reported in the summary UCR pages with translated summary UCR data, as you always have. Beginning next year, you will only see IBR reporting agency data in the IBR section of the publication, and only see summary UCR reporting agency data in the summary section, until the planned full transition to IBR statistics is complete for all agencies in Maine. In addition, as more agencies transition to IBR we will expand upon the IBR data tables to provide a more comprehensive data set utilizing IBR statistics.

Thank you to the 56 agencies who have completed the transition to IBR. For those agencies who transition to IBR part-way through the past year, your IBR statistics will begin with next year's *Crime in Maine*. We look forward to seeing the IBR portion of this publication expand as the transition continues over the next few years.

Any questions can be directed to the following individuals:

Sgt. Jonathan Wilson, UCR Supervisor, Maine Department of Public Safety

Ph. 207-624-7275, email: <jonathan.l.wilson@maine.gov>

Jessica Cummings, UCR Manager, Maine Department of Public Safety

Ph. 207-624-7276, email: <jessica.l.cummings@maine.gov>

Androscoggin SO — ME0010000 — NIBRS Agency Crime Overview — 2020

2020 Population Estimate	28,834				
		Offenses (*)		Arrests (**)	
		Reported	Cleared	Adult	Juvenile
Offense Overview		Group A Offenses			
Offense Total	415	Crimes Against Persons			
Number Cleared	144	Murder and Nonnegligent Manslaughter	0	0	0
Percent Cleared	34.70%	Negligent Manslaughter	0	0	0
Group A Crimes per 100,000 population	1,439.3	Kidnapping/Abduction	0	0	0
		Rape	10	0	0
		Sodomy	0	0	0
		Sexual Assault With An Object	0	0	0
		Fondling	7	1	0
Arrest Overview		Incest	0	0	0
Total Arrests	269	Statutory Rape	0	0	0
Adult Arrests	258	Aggravated Assault	12	9	7
Juvenile Arrests	11	Simple Assault	68	32	26
Unknown Age	0	Intimidation	43	16	8
Arrests per 100,000 population	932.9	Human Trafficking, Commercial Sex Acts	0	0	0
		Human Trafficking, Involuntary Servitude	0	0	0
Average number offenses/incident	1.17	Crimes Against Property			
		Arson	1	1	0
		Bribery	0	0	0
		Burglary/Breaking & Entering	17	3	2
		Counterfeiting/Forgery	6	4	1
		Destruction/Damage/Vandalism of Property	64	16	6
		Embezzlement	0	0	0
		Extortion/Blackmail	1	0	0
		False Pretenses/Swindle/Confidence Game	21	1	0
		Credit Card/Automated Teller Machine Fraud	6	1	0
		Impersonation	3	0	0
		Welfare Fraud	0	0	0
		Wire Fraud	1	0	0
		Identity Theft	4	0	0
		Hacking/Computer Invasion	0	0	0
		Robbery	1	1	1
		Pocket-picking	0	0	0
		Purse-snatching	0	0	0
		Shoplifting	0	0	0
		Theft From Building	0	0	0
		Theft From Coin Operated Machine or Device	0	0	0
		Theft from Motor Vehicle	9	5	1
		Theft of Motor Vehicle Parts/Accessories	0	0	0
		All Other Larceny	92	21	16
		Motor Vehicle Theft	6	3	2
		Stolen Property Offenses	1	1	1
		Crimes Against Society			
		Drug/Narcotic Violations	23	19	16
		Drug Equipment Violations	5	5	3
		Betting/Wagering	0	0	0
		Operating/Promoting/Assisting Gambling	0	0	0
		Gambling Equipment Violations	0	0	0
		Sports Tampering	0	0	0
		Pornography/Obscene Material	7	1	0
		Prostitution	0	0	0
		Assisting or Promoting Prostitution	0	0	0
		Purchasing Prostitution	0	0	0
		Weapon Law Violations	4	2	0
		Animal Cruelty	3	2	2
		Total Group A Offenses	415	144	93
					9
Group B Arrests					
Offense	Adult	Juvenile			
Bad Checks	0	0			
Curfew/Loitering/Vagrancy Violations	0	0			
Disorderly Conduct	9	0			
Driving Under the Influence	47	0			
Drunkenness	0	0			
Family Offenses (Nonviolent)	0	0			
Liquor Law Violations	4	1			
Peeping Tom	0	0			
Trespass of Real Property	5	0			
All Other Offenses	100	1			
Total Group B	165	2			

(*) Offenses are counted using the FBI Units of Count for Crime

(**) The "Arrests" column shows arrests made for incidents during the selected period, regardless of arrest date. Arrest counts for the same period may change over time.

This report is valid as of April 27, 2021 and is subject to change

Auburn PD — ME0010100 — NIBRS Agency Crime Overview — 2020

2020 Population Estimate		23,455			Offenses (*)		Arrests (**)	
			Group A Offenses		Reported	Cleared	Adult	Juvenile
Offense Overview			Crimes Against Persons					
Offense Total	1,229		Murder and Nonnegligent Manslaughter	2	0	0	0	
Number Cleared	663		Negligent Manslaughter	0	0	0	0	
Percent Cleared	53.95%		Kidnapping/Abduction	0	0	0	0	
Group A Crimes per 100,000 population	5,239.8		Rape	16	8	0	0	
			Sodomy	2	0	0	0	
			Sexual Assault With An Object	0	0	0	0	
Arrest Overview			Fondling	8	5	1	1	
Total Arrests	904		Incest	0	0	0	0	
Adult Arrests	820		Statutory Rape	0	0	0	0	
Juvenile Arrests	84		Aggravated Assault	20	15	10	1	
Unknown Age	0		Simple Assault	195	148	89	18	
Arrests per 100,000 population	3,854.2		Intimidation	65	43	14	7	
			Human Trafficking, Commercial Sex Acts	1	1	1	0	
Average number offenses/incident	1.17		Human Trafficking, Involuntary Servitude	0	0	0	0	
			Crimes Against Property					
Group B Arrests			Arson	1	0	0	0	
Offense	Adult	Juvenile	Bribery	0	0	0	0	
Bad Checks	0	0	Burglary/Breaking & Entering	41	10	6	5	
Curfew/Loitering/Vagrancy Violations	0	0	Counterfeiting/Forgery	16	5	2	0	
Disorderly Conduct	16	1	Destruction/Damage/Vandalism of Property	179	76	18	15	
Driving Under the Influence	53	0	Embezzlement	3	3	2	0	
Drunkenness	0	0	Extortion/Blackmail	2	0	0	0	
Family Offenses (Nonviolent)	3	0	False Pretenses/Swindle/Confidence Game	45	7	8	0	
Liquor Law Violations	16	4	Credit Card/Automated Teller Machine Fraud	8	2	1	0	
Peeping Tom	0	0	Impersonation	10	3	1	0	
Trespass of Real Property	13	4	Welfare Fraud	2	2	0	0	
All Other Offenses	302	7	Wire Fraud	0	0	0	0	
Total Group B	403	16	Identity Theft	1	1	0	0	
			Hacking/Computer Invasion	0	0	0	0	
			Robbery	6	5	1	1	
			Pocket-picking	0	0	0	0	
			Purse-snatching	0	0	0	0	
			Shoplifting	256	175	175	14	
			Theft From Building	35	10	4	2	
			Theft From Coin Operated Machine or Device	0	0	0	0	
			Theft from Motor Vehicle	38	10	4	0	
			Theft of Motor Vehicle Parts/Accessories	19	6	2	0	
			All Other Larceny	141	35	10	1	
			Motor Vehicle Theft	23	9	3	0	
			Stolen Property Offenses	8	8	5	0	
			Crimes Against Society					
			Drug/Narcotic Violations	68	63	52	2	
			Drug Equipment Violations	6	6	4	1	
			Betting/Wagering	0	0	0	0	
			Operating/Promoting/Assisting Gambling	0	0	0	0	
			Gambling Equipment Violations	0	0	0	0	
			Sports Tampering	0	0	0	0	
			Pornography/Obscene Material	4	1	1	0	
			Prostitution	0	0	0	0	
			Assisting or Promoting Prostitution	1	0	0	0	
			Purchasing Prostitution	0	0	0	0	
			Weapon Law Violations	3	2	1	0	
			Animal Cruelty	4	4	2	0	
			Total Group A Offenses	1,229	663	417	68	

(*) Offenses are counted using the FBI Units of Count for Crime

(**) The "Arrests" column shows arrests made for incidents during the selected period, regardless of arrest date. Arrest counts for the same period may change over time.

This report is valid as of April 27, 2021 and is subject to change

Augusta PD — ME0060100 — NIBRS Agency Crime Overview — 2020

2020 Population Estimate	18,653				
Offense Overview		Offenses (*)		Arrests (**)	
		Reported	Cleared	Adult	Juvenile
Offense Total		1,926		0	0
Number Cleared		1,090		0	0
Percent Cleared		56.59%		0	0
Group A Crimes per 100,000 population		10,325.4		0	0
Arrest Overview		Crimes Against Persons			
		Reported	Cleared	Adult	Juvenile
Total Arrests		1,044		0	0
Adult Arrests		981		0	0
Juvenile Arrests		63		15	0
Unknown Age		0		102	5
Arrests per 100,000 population		5,597.0		31	3
Average number offenses/incident		1.15		0	0
Group B Arrests		Crimes Against Property			
		Reported	Cleared	Adult	Juvenile
Offense		Adult	Juvenile		
Bad Checks		1	0		
Curfew/Loitering/Vagrancy Violations		0	0		
Disorderly Conduct		33	1		
Driving Under the Influence		73	3		
Drunkenness		0	0		
Family Offenses (Nonviolent)		2	0		
Liquor Law Violations		38	18		
Peeping Tom		1	0		
Trespass of Real Property		34	0		
All Other Offenses		319	1		
Total Group B		501	23		
Group A Offenses		Crimes Against Persons			
		Reported	Cleared	Adult	Juvenile
Murder and Nonnegligent Manslaughter		0	0	0	0
Negligent Manslaughter		0	0	0	0
Kidnapping/Abduction		0	0	0	0
Rape		20	7	0	0
Sodomy		1	1	0	0
Sexual Assault With An Object		0	0	0	0
Fondling		10	6	0	0
Incest		1	1	0	0
Statutory Rape		3	1	0	0
Aggravated Assault		38	29	15	0
Simple Assault		371	276	102	5
Intimidation		198	119	31	3
Human Trafficking, Commercial Sex Acts		0	0	0	0
Human Trafficking, Involuntary Servitude		0	0	0	0
Crimes Against Property		Crimes Against Property			
		Reported	Cleared	Adult	Juvenile
Arson		3	2	1	0
Bribery		0	0	0	0
Burglary/Breaking & Entering		75	20	12	6
Counterfeiting/Forgery		29	13	5	0
Destruction/Damage/Vandalism of Property		273	114	25	5
Embezzlement		10	8	5	0
Extortion/Blackmail		4	0	0	0
False Pretenses/Swindle/Confidence Game		104	47	26	0
Credit Card/Automated Teller Machine Fraud		27	8	4	1
Impersonation		1	0	0	0
Welfare Fraud		0	0	0	0
Wire Fraud		0	0	0	0
Identity Theft		30	0	0	0
Hacking/Computer Invasion		5	0	0	0
Robbery		16	7	4	0
Pocket-picking		0	0	0	0
Purse-snatching		0	0	0	0
Shoplifting		223	175	137	8
Theft From Building		205	86	27	1
Theft From Coin Operated Machine or Device		0	0	0	0
Theft from Motor Vehicle		39	4	1	0
Theft of Motor Vehicle Parts/Accessories		10	3	1	0
All Other Larceny		51	14	7	0
Motor Vehicle Theft		18	12	4	3
Stolen Property Offenses		4	4	1	1
Crimes Against Society		Crimes Against Society			
		Reported	Cleared	Adult	Juvenile
Drug/Narcotic Violations		107	94	59	6
Drug Equipment Violations		34	29	6	1
Betting/Wagering		0	0	0	0
Operating/Promoting/Assisting Gambling		0	0	0	0
Gambling Equipment Violations		0	0	0	0
Sports Tampering		0	0	0	0
Pornography/Obscene Material		5	1	0	0
Prostitution		2	0	0	0
Assisting or Promoting Prostitution		0	0	0	0
Purchasing Prostitution		0	0	0	0
Weapon Law Violations		8	8	7	0
Animal Cruelty		1	1	0	0
Total Group A Offenses		1,926	1,090	480	40

(*) Offenses are counted using the FBI Units of Count for Crime

(**) The "Arrests" column shows arrests made for incidents during the selected period, regardless of arrest date. Arrest counts for the same period may change over time.

This report is valid as of April 27, 2021 and is subject to change

Bath PD — ME0120100 — NIBRS Agency Crime Overview — 2020

2020 Population Estimate		8,322			Offenses (*)		Arrests (**)	
			Group A Offenses		Reported	Cleared	Adult	Juvenile
Offense Overview			Crimes Against Persons					
Offense Total	305		Murder and Nonnegligent Manslaughter		0	0	0	0
Number Cleared	61		Negligent Manslaughter		0	0	0	0
Percent Cleared	20.00%		Kidnapping/Abduction		0	0	0	0
Group A Crimes per 100,000 population	3,665.0		Rape		1	1	2	0
			Sodomy		0	0	0	0
			Sexual Assault With An Object		0	0	0	0
			Fondling		0	0	0	0
			Incest		0	0	0	0
Arrest Overview			Statutory Rape		0	0	0	0
Total Arrests	123		Aggravated Assault		3	2	1	0
Adult Arrests	107		Simple Assault		32	15	11	1
Juvenile Arrests	16		Intimidation		104	13	2	2
Unknown Age	0		Human Trafficking, Commercial Sex Acts		0	0	0	0
Arrests per 100,000 population	1,478.0		Human Trafficking, Involuntary Servitude		0	0	0	0
			Crimes Against Property					
			Arson		0	0	0	0
			Bribery		0	0	0	0
			Burglary/Breaking & Entering		7	1	0	0
			Counterfeiting/Forgery		0	0	0	0
			Destruction/Damage/Vandalism of Property		47	9	5	3
			Embezzlement		0	0	0	0
			Extortion/Blackmail		1	0	0	0
			False Pretenses/Swindle/Confidence Game		18	2	0	0
			Credit Card/Automated Teller Machine Fraud		0	0	0	0
			Impersonation		0	0	0	0
			Welfare Fraud		0	0	0	0
			Wire Fraud		0	0	0	0
			Identity Theft		0	0	0	0
			Hacking/Computer Invasion		0	0	0	0
			Robbery		0	0	0	0
			Pocket-picking		0	0	0	0
			Purse-snatching		0	0	0	0
			Shoplifting		9	8	0	0
			Theft From Building		27	3	0	0
			Theft From Coin Operated Machine or Device		0	0	0	0
			Theft from Motor Vehicle		7	0	0	0
			Theft of Motor Vehicle Parts/Accessories		0	0	0	0
			All Other Larceny		40	1	10	4
			Motor Vehicle Theft		5	3	2	0
			Stolen Property Offenses		0	0	0	0
			Crimes Against Society					
			Drug/Narcotic Violations		2	2	0	0
			Drug Equipment Violations		0	0	0	0
			Betting/Wagering		0	0	0	0
			Operating/Promoting/Assisting Gambling		0	0	0	0
			Gambling Equipment Violations		0	0	0	0
			Sports Tampering		0	0	0	0
			Pornography/Obscene Material		1	0	0	0
			Prostitution		0	0	0	0
			Assisting or Promoting Prostitution		0	0	0	0
			Purchasing Prostitution		0	0	0	0
			Weapon Law Violations		1	1	0	0
			Animal Cruelty		0	0	0	0
			Total Group A Offenses		305	61	33	10
Group B Arrests								
Offense	Adult	Juvenile						
Bad Checks	0	0						
Curfew/Loitering/Vagrancy Violations	0	0						
Disorderly Conduct	4	1						
Driving Under the Influence	34	0						
Drunkenness	0	0						
Family Offenses (Nonviolent)	0	0						
Liquor Law Violations	1	2						
Peeping Tom	0	0						
Trespass of Real Property	2	0						
All Other Offenses	33	3						
Total Group B	74	6						

(*) Offenses are counted using the FBI Units of Count for Crime

(**) The "Arrests" column shows arrests made for incidents during the selected period, regardless of arrest date. Arrest counts for the same period may change over time.

This report is valid as of April 27, 2021 and is subject to change

Belfast PD — ME0140100 — NIBRS Agency Crime Overview — 2020

2020 Population Estimate	6,681				
		Offenses (*)		Arrests (**)	
		Reported	Cleared	Adult	Juvenile
Offense Overview		Group A Offenses			
Offense Total	83	Crimes Against Persons			
Number Cleared	19	Murder and Nonnegligent Manslaughter	0	0	0
Percent Cleared	22.89%	Negligent Manslaughter	0	0	0
Group A Crimes per 100,000 population	1,242.3	Kidnapping/Abduction	0	0	0
		Rape	0	0	0
		Sodomy	0	0	0
		Sexual Assault With An Object	0	0	0
		Fondling	0	0	0
Arrest Overview		Incest	0	0	0
Total Arrests	56	Statutory Rape	0	0	0
Adult Arrests	55	Aggravated Assault	0	0	0
Juvenile Arrests	1	Simple Assault	17	8	2
Unknown Age	0	Intimidation	5	2	2
Arrests per 100,000 population	838.2	Human Trafficking, Commercial Sex Acts	0	0	0
		Human Trafficking, Involuntary Servitude	0	0	0
Average number offenses/incident	1.05	Crimes Against Property			
		Arson	0	0	0
		Bribery	0	0	0
		Burglary/Breaking & Entering	11	2	1
		Counterfeiting/Forgery	1	0	0
		Destruction/Damage/Vandalism of Property	0	0	0
		Embezzlement	0	0	0
		Extortion/Blackmail	0	0	0
		False Pretenses/Swindle/Confidence Game	2	0	0
		Credit Card/Automated Teller Machine Fraud	0	0	0
		Impersonation	0	0	0
		Welfare Fraud	0	0	0
		Wire Fraud	0	0	0
		Identity Theft	0	0	0
		Hacking/Computer Invasion	0	0	0
		Robbery	0	0	0
		Pocket-picking	0	0	0
		Purse-snatching	1	0	0
		Shoplifting	9	1	0
		Theft From Building	0	0	0
		Theft From Coin Operated Machine or Device	0	0	0
		Theft from Motor Vehicle	2	0	0
		Theft of Motor Vehicle Parts/Accessories	0	0	0
		All Other Larceny	28	2	3
		Motor Vehicle Theft	2	1	0
		Stolen Property Offenses	0	0	0
		Crimes Against Society			
		Drug/Narcotic Violations	3	1	1
		Drug Equipment Violations	1	1	1
		Betting/Wagering	0	0	0
		Operating/Promoting/Assisting Gambling	0	0	0
		Gambling Equipment Violations	0	0	0
		Sports Tampering	0	0	0
		Pornography/Obscene Material	0	0	0
		Prostitution	0	0	0
		Assisting or Promoting Prostitution	0	0	0
		Purchasing Prostitution	0	0	0
		Weapon Law Violations	1	1	1
		Animal Cruelty	0	0	0
		Total Group A Offenses	83	19	11

(*) Offenses are counted using the FBI Units of Count for Crime

(**) The "Arrests" column shows arrests made for incidents during the selected period, regardless of arrest date. Arrest counts for the same period may change over time.

This report is valid as of April 27, 2021 and is subject to change

Berwick PD — ME0160600 — NIBRS Agency Crime Overview — 2020

2020 Population Estimate		7,944			Offenses (*)		Arrests (**)	
Offense Overview			Group A Offenses		Reported	Cleared	Adult	Juvenile
			Crimes Against Persons					
Offense Total	204	Murder and Nonnegligent Manslaughter			0	0	0	0
Number Cleared	116	Negligent Manslaughter			0	0	0	0
Percent Cleared	56.86%	Kidnapping/Abduction			0	0	0	0
Group A Crimes per 100,000 population	2,568.0	Rape			0	0	1	0
		Sodomy			0	0	0	0
		Sexual Assault With An Object			0	0	0	0
		Fondling			4	3	0	1
		Incest			0	0	0	0
		Statutory Rape			0	0	0	0
		Aggravated Assault			2	2	1	0
		Simple Assault			37	35	17	4
		Intimidation			13	12	5	1
		Human Trafficking, Commercial Sex Acts			0	0	0	0
		Human Trafficking, Involuntary Servitude			0	0	0	0
Arrest Overview			Crimes Against Property					
Total Arrests	164	Arson			1	0	0	0
Adult Arrests	148	Bribery			0	0	0	0
Juvenile Arrests	16	Burglary/Breaking & Entering			9	3	1	0
Unknown Age	0	Counterfeiting/Forgery			2	1	1	0
Arrests per 100,000 population	2,064.5	Destruction/Damage/Vandalism of Property			35	11	4	0
		Embezzlement			0	0	0	0
		Extortion/Blackmail			0	0	0	0
		False Pretenses/Swindle/Confidence Game			8	0	0	0
		Credit Card/Automated Teller Machine Fraud			2	0	0	0
		Impersonation			0	0	0	0
		Welfare Fraud			0	0	0	0
		Wire Fraud			0	0	0	0
		Identity Theft			1	0	0	0
		Hacking/Computer Invasion			0	0	0	0
		Robbery			0	0	0	0
		Pocket-picking			0	0	0	0
		Purse-snatching			0	0	0	0
		Shoplifting			0	0	0	0
		Theft From Building			0	0	0	0
		Theft From Coin Operated Machine or Device			0	0	0	0
		Theft from Motor Vehicle			8	2	1	0
		Theft of Motor Vehicle Parts/Accessories			2	1	0	0
		All Other Larceny			37	7	8	0
		Motor Vehicle Theft			4	1	1	0
		Stolen Property Offenses			0	0	0	0
			Crimes Against Society					
		Drug/Narcotic Violations			33	32	28	3
		Drug Equipment Violations			4	4	0	0
		Betting/Wagering			0	0	0	0
		Operating/Promoting/Assisting Gambling			0	0	0	0
		Gambling Equipment Violations			0	0	0	0
		Sports Tampering			0	0	0	0
		Pornography/Obscene Material			1	1	0	0
		Prostitution			0	0	0	0
		Assisting or Promoting Prostitution			0	0	0	0
		Purchasing Prostitution			0	0	0	0
		Weapon Law Violations			1	1	0	0
		Animal Cruelty			0	0	0	0
		Total Group A Offenses			204	116	68	9

(*) Offenses are counted using the FBI Units of Count for Crime

(**) The "Arrests" column shows arrests made for incidents during the selected period, regardless of arrest date. Arrest counts for the same period may change over time.

This report is valid as of April 27, 2021 and is subject to change

Biddeford PD — ME0160100 — NIBRS Agency Crime Overview — 2020

2020 Population Estimate		21,530				Offenses (*)		Arrests (**)	
Offense Overview				Group A Offenses		Reported	Cleared	Adult	Juvenile
				Crimes Against Persons					
Offense Total		1,414	Murder and Nonnegligent Manslaughter		0	0	0	0	
Number Cleared		439	Negligent Manslaughter		0	0	0	0	
Percent Cleared		31.05%	Kidnapping/Abduction		1	0	0	0	
Group A Crimes per 100,000 population		6,567.6	Rape		16	0	0	0	
			Sodomy		0	0	0	0	
			Sexual Assault With An Object		0	0	0	0	
			Fondling		5	2	2	0	
			Incest		0	0	0	0	
Adult Arrests		696	Statutory Rape		6	0	0	0	
Juvenile Arrests		48	Aggravated Assault		32	15	12	0	
Unknown Age		0	Simple Assault		293	150	110	16	
Arrests per 100,000 population		3,455.6	Intimidation		107	27	20	2	
			Human Trafficking, Commercial Sex Acts		0	0	0	0	
			Human Trafficking, Involuntary Servitude		0	0	0	0	
Average number offenses/incident		1.10	Crimes Against Property						
Group B Arrests				Arson		4	0	0	0
Offense		Adult	Juvenile	Bribery		0	0	0	0
Bad Checks		0	0	Burglary/Breaking & Entering		37	1	0	0
Curfew/Loitering/Vagrancy Violations		0	0	Counterfeiting/Forgery		24	3	2	0
Disorderly Conduct		18	1	Destruction/Damage/Vandalism of Property		204	34	21	9
Driving Under the Influence		96	2	Embezzlement		0	0	0	0
Drunkenness		0	0	Extortion/Blackmail		10	0	0	0
Family Offenses (Nonviolent)		0	0	False Pretenses/Swindle/Confidence Game		112	3	2	0
Liquor Law Violations		25	6	Credit Card/Automated Teller Machine Fraud		32	3	2	1
Peeping Tom		0	0	Impersonation		1	0	0	0
Trespass of Real Property		17	0	Welfare Fraud		0	0	0	0
All Other Offenses		223	1	Wire Fraud		0	0	0	0
Total Group B		379	10	Identity Theft		0	0	0	0
				Hacking/Computer Invasion		0	0	0	0
				Robbery		3	0	0	0
				Pocket-picking		2	0	0	0
				Purse-snatching		0	0	0	0
				Shoplifting		92	62	60	4
				Theft From Building		39	3	1	0
				Theft From Coin Operated Machine or Device		0	0	0	0
				Theft from Motor Vehicle		66	0	0	0
				Theft of Motor Vehicle Parts/Accessories		5	1	0	0
				All Other Larceny		173	28	27	1
				Motor Vehicle Theft		19	8	6	1
				Stolen Property Offenses		6	2	0	0
				Crimes Against Society					
				Drug/Narcotic Violations		88	72	42	2
				Drug Equipment Violations		29	22	8	2
				Betting/Wagering		0	0	0	0
				Operating/Promoting/Assisting Gambling		0	0	0	0
				Gambling Equipment Violations		0	0	0	0
				Sports Tampering		0	0	0	0
				Pornography/Obscene Material		3	0	0	0
				Prostitution		1	0	0	0
				Assisting or Promoting Prostitution		0	0	0	0
				Purchasing Prostitution		0	0	0	0
				Weapon Law Violations		4	3	2	0
				Animal Cruelty		0	0	0	0
				Total Group A Offenses		1,414	439	317	38

(*) Offenses are counted using the FBI Units of Count for Crime

(**) The "Arrests" column shows arrests made for incidents during the selected period, regardless of arrest date. Arrest counts for the same period may change over time.

This report is valid as of April 27, 2021 and is subject to change

Boothbay Harbor PD — ME0080100 — NIBRS Agency Crime Overview — 2020

2020 Population Estimate	2,219				
Offense Overview		Offenses (*)		Arrests (**)	
		Reported	Cleared	Adult	Juvenile
Offense Total		42			
Number Cleared		25			
Percent Cleared		59.52%			
Group A Crimes per 100,000 population		1,892.7			
Arrest Overview		Crimes Against Persons			
		Total Arrests	61		
Total Arrests		61			
Adult Arrests		55			
Juvenile Arrests		6			
Unknown Age		0			
Arrests per 100,000 population		2,749.0			
Average number offenses/incident		1.14			
Group B Arrests		Crimes Against Property			
		Arson	0	0	0
Offense		Bribery	0	0	0
Adult		Burglary/Breaking & Entering	1	1	0
Juvenile		Counterfeiting/Forgery	2	0	0
Bad Checks		Disorderly Conduct	10	3	3
Curfew/Loitering/Vagrancy Violations		Driving Under the Influence	0	0	0
Disorderly Conduct		Drunkenness	0	0	0
Driving Under the Influence		Family Offenses (Nonviolent)	0	0	0
Drunkenness		Liquor Law Violations	0	0	0
Family Offenses (Nonviolent)		Peeping Tom	0	0	0
Liquor Law Violations		Trespass of Real Property	0	0	0
Peeping Tom		All Other Offenses	20	2	
Trespass of Real Property		Total Group B	41	2	
All Other Offenses		Crimes Against Society			
Total Group B		Drug/Narcotic Violations	3	3	0
		Drug Equipment Violations	1	1	0
		Betting/Wagering	0	0	0
		Operating/Promoting/Assisting Gambling	0	0	0
		Gambling Equipment Violations	0	0	0
		Sports Tampering	0	0	0
		Pornography/Obscene Material	0	0	0
		Prostitution	0	0	0
		Assisting or Promoting Prostitution	0	0	0
		Purchasing Prostitution	0	0	0
		Weapon Law Violations	0	0	0
		Animal Cruelty	0	0	0
		Total Group A Offenses	42	25	14
					4

(*) Offenses are counted using the FBI Units of Count for Crime

(**) The "Arrests" column shows arrests made for incidents during the selected period, regardless of arrest date. Arrest counts for the same period may change over time.

This report is valid as of April 27, 2021 and is subject to change

Brunswick PD — ME0030100 — NIBRS Agency Crime Overview — 2020

2020 Population Estimate	20,566				
Offense Overview		Offenses (*)		Arrests (**)	
		Reported	Cleared	Adult	Juvenile
Offense Total		542			
Number Cleared		249			
Percent Cleared		45.94%			
Group A Crimes per 100,000 population		2,635.4			
Arrest Overview		Crimes Against Persons			
Total Arrests		641			
Adult Arrests		618			
Juvenile Arrests		23			
Unknown Age		0			
Arrests per 100,000 population		3,116.8			
Average number offenses/incident		1.15			
Group B Arrests		Crimes Against Property			
Offense					
Adult					
Juvenile					
Bad Checks		0	0	0	0
Curfew/Loitering/Vagrancy Violations		0	0	0	0
Disorderly Conduct		13	0	0	0
Driving Under the Influence		109	0	0	0
Drunkenness		0	0	0	0
Family Offenses (Nonviolent)		0	0	0	0
Liquor Law Violations		18	1	0	0
Peeping Tom		0	0	0	0
Trespass of Real Property		21	0	0	0
All Other Offenses		292	10	0	0
Total Group B		453	11		
		Crimes Against Society			
		50	46	20	3
		8	6	0	1
		0	0	0	0
		0	0	0	0
		0	0	0	0
		0	0	0	0
		5	0	0	0
		0	0	0	0
		0	0	0	0
		0	0	0	0
		5	4	0	0
		0	0	0	0
		542	249	165	12

(*) Offenses are counted using the FBI Units of Count for Crime

(**) The "Arrests" column shows arrests made for incidents during the selected period, regardless of arrest date. Arrest counts for the same period may change over time.

This report is valid as of April 27, 2021 and is subject to change

Capitol Police — ME0061500 — NIBRS Agency Crime Overview — 2020

2020 Population Estimate		N/A	Offenses (*)		Arrests (**)	
Offense Overview			Reported	Cleared	Adult	Juvenile
Offense Total		23	Group A Offenses			
Number Cleared		4	Crimes Against Persons			
Percent Cleared		17.39%	Murder and Nonnegligent Manslaughter			
Group A Crimes per 100,000 population		N/A	Negligent Manslaughter			
			Kidnapping/Abduction			
			Rape			
			Sodomy			
			Sexual Assault With An Object			
			Fondling			
			Incest			
			Statutory Rape			
			Aggravated Assault			
			Simple Assault			
			Intimidation			
			Human Trafficking, Commercial Sex Acts			
			Human Trafficking, Involuntary Servitude			
			Crimes Against Property			
			Arson			
			Bribery			
			Burglary/Breaking & Entering			
			Counterfeiting/Forgery			
			Destruction/Damage/Vandalism of Property			
			Embezzlement			
			Extortion/Blackmail			
			False Pretenses/Swindle/Confidence Game			
			Credit Card/Automated Teller Machine Fraud			
			Impersonation			
			Welfare Fraud			
			Wire Fraud			
			Identity Theft			
			Hacking/Computer Invasion			
			Robbery			
			Pocket-picking			
			Purse-snatching			
			Shoplifting			
			Theft From Building			
			Theft From Coin Operated Machine or Device			
			Theft from Motor Vehicle			
			Theft of Motor Vehicle Parts/Accessories			
			All Other Larceny			
			Motor Vehicle Theft			
			Stolen Property Offenses			
			Crimes Against Society			
			Drug/Narcotic Violations			
			Drug Equipment Violations			
			Betting/Wagering			
			Operating/Promoting/Assisting Gambling			
			Gambling Equipment Violations			
			Sports Tampering			
			Pornography/Obscene Material			
			Prostitution			
			Assisting or Promoting Prostitution			
			Purchasing Prostitution			
			Weapon Law Violations			
			Animal Cruelty			
			Total Group A Offenses			

(*) Offenses are counted using the FBI Units of Count for Crime

(**) The "Arrests" column shows arrests made for incidents during the selected period, regardless of arrest date. Arrest counts for the same period may change over time.

This report is valid as of April 27, 2021 and is subject to change

Carrabassett Valley PD — ME0040700 — NIBRS Agency Crime Overview — 2020

2020 Population Estimate			788	Offenses (*)		Arrests (**)		
				Group A Offenses	Reported	Cleared	Adult	Juvenile
Offense Overview				Crimes Against Persons				
Offense Total	36			Murder and Nonnegligent Manslaughter	0	0	0	0
Number Cleared	5			Negligent Manslaughter	0	0	0	0
Percent Cleared	13.89%			Kidnapping/Abduction	0	0	0	0
Group A Crimes per 100,000 population	4,568.5			Rape	1	0	0	0
				Sodomy	0	0	0	0
				Sexual Assault With An Object	0	0	0	0
				Fondling	0	0	0	0
				Incest	0	0	0	0
				Statutory Rape	0	0	0	0
				Aggravated Assault	0	0	0	0
				Simple Assault	2	1	1	0
				Intimidation	2	1	1	0
				Human Trafficking, Commercial Sex Acts	0	0	0	0
				Human Trafficking, Involuntary Servitude	0	0	0	0
Arrest Overview				Crimes Against Property				
Total Arrests	17			Arson	0	0	0	0
Adult Arrests	16			Bribery	0	0	0	0
Juvenile Arrests	1			Burglary/Breaking & Entering	3	0	0	0
Unknown Age	0			Counterfeiting/Forgery	0	0	0	0
Arrests per 100,000 population	2,157.4			Destruction/Damage/Vandalism of Property	8	2	0	0
				Embezzlement	0	0	0	0
				Extortion/Blackmail	0	0	0	0
				False Pretenses/Swindle/Confidence Game	4	0	0	0
				Credit Card/Automated Teller Machine Fraud	0	0	0	0
				Impersonation	0	0	0	0
				Welfare Fraud	0	0	0	0
				Wire Fraud	0	0	0	0
				Identity Theft	0	0	0	0
				Hacking/Computer Invasion	0	0	0	0
				Robbery	0	0	0	0
				Pocket-picking	0	0	0	0
				Purse-snatching	0	0	0	0
				Shoplifting	0	0	0	0
				Theft From Building	2	0	0	0
				Theft From Coin Operated Machine or Device	0	0	0	0
				Theft from Motor Vehicle	0	0	0	0
				Theft of Motor Vehicle Parts/Accessories	0	0	0	0
				All Other Larceny	14	1	1	0
				Motor Vehicle Theft	0	0	0	0
				Stolen Property Offenses	0	0	0	0
				Crimes Against Society				
				Drug/Narcotic Violations	0	0	0	0
				Drug Equipment Violations	0	0	0	0
				Betting/Wagering	0	0	0	0
				Operating/Promoting/Assisting Gambling	0	0	0	0
				Gambling Equipment Violations	0	0	0	0
				Sports Tampering	0	0	0	0
				Pornography/Obscene Material	0	0	0	0
				Prostitution	0	0	0	0
				Assisting or Promoting Prostitution	0	0	0	0
				Purchasing Prostitution	0	0	0	0
				Weapon Law Violations	0	0	0	0
				Animal Cruelty	0	0	0	0
Total Group A Offenses					36	5	3	0
Group B Arrests								
Offense	Adult	Juvenile						
Bad Checks	0	0						
Curfew/Loitering/Vagrancy Violations	0	0						
Disorderly Conduct	1	1						
Driving Under the Influence	2	0						
Drunkenness	0	0						
Family Offenses (Nonviolent)	0	0						
Liquor Law Violations	3	0						
Peeping Tom	0	0						
Trespass of Real Property	1	0						
All Other Offenses	6	0						
Total Group B	13	1						

(*) Offenses are counted using the FBI Units of Count for Crime

(**) The "Arrests" column shows arrests made for incidents during the selected period, regardless of arrest date. Arrest counts for the same period may change over time.

This report is valid as of April 27, 2021 and is subject to change

Cumberland SO — ME0030000 — NIBRS Agency Crime Overview — 2020

2020 Population Estimate		54,830			Offenses (*)		Arrests (**)	
Offense Overview					Reported	Cleared	Adult	Juvenile
			Group A Offenses					
			Crimes Against Persons					
Offense Total	897		Murder and Nonnegligent Manslaughter		0	0	0	0
Number Cleared	330		Negligent Manslaughter		0	0	0	0
Percent Cleared	36.79%		Kidnapping/Abduction		0	0	0	0
Group A Crimes per 100,000 population			Rape		12	3	1	0
	1,636.0		Sodomy		3	0	0	0
			Sexual Assault With An Object		0	0	0	0
			Fondling		24	5	2	0
			Incest		1	0	0	0
			Statutory Rape		0	0	0	0
			Aggravated Assault		25	21	1	0
			Simple Assault		138	102	82	9
			Intimidation		49	26	9	1
			Human Trafficking, Commercial Sex Acts		0	0	0	0
			Human Trafficking, Involuntary Servitude		0	0	0	0
			Crimes Against Property					
			Arson		0	0	0	0
			Bribery		0	0	0	0
			Burglary/Breaking & Entering		60	7	5	0
			Counterfeiting/Forgery		4	2	1	0
			Destruction/Damage/Vandalism of Property		111	35	15	2
			Embezzlement		3	1	0	0
			Extortion/Blackmail		0	0	0	0
			False Pretenses/Swindle/Confidence Game		6	1	0	0
			Credit Card/Automated Teller Machine Fraud		12	1	0	0
			Impersonation		46	0	0	0
			Welfare Fraud		0	0	0	0
			Wire Fraud		56	0	0	0
			Identity Theft		0	0	0	0
			Hacking/Computer Invasion		0	0	0	0
			Robbery		2	0	0	0
			Pocket-picking		0	0	0	0
			Purse-snatching		0	0	0	0
			Shoplifting		27	15	3	0
			Theft From Building		6	1	0	0
			Theft From Coin Operated Machine or Device		0	0	0	0
			Theft from Motor Vehicle		41	4	0	0
			Theft of Motor Vehicle Parts/Accessories		11	0	0	0
			All Other Larceny		162	30	33	0
			Motor Vehicle Theft		16	8	0	0
			Stolen Property Offenses		0	0	0	0
			Crimes Against Society					
			Drug/Narcotic Violations		70	58	59	2
			Drug Equipment Violations		10	9	4	0
			Betting/Wagering		0	0	0	0
			Operating/Promoting/Assisting Gambling		0	0	0	0
			Gambling Equipment Violations		0	0	0	0
			Sports Tampering		0	0	0	0
			Pornography/Obscene Material		0	0	0	0
			Prostitution		0	0	0	0
			Assisting or Promoting Prostitution		0	0	0	0
			Purchasing Prostitution		0	0	0	0
			Weapon Law Violations		2	1	1	0
			Animal Cruelty		0	0	0	0
			Total Group A Offenses		897	330	216	14
Group B Arrests								
Offense	Adult	Juvenile						
Bad Checks	0	0						
Curfew/Loitering/Vagrancy Violations	0	0						
Disorderly Conduct	17	0						
Driving Under the Influence	148	1						
Drunkenness	0	0						
Family Offenses (Nonviolent)	0	0						
Liquor Law Violations	1	1						
Peeping Tom	0	0						
Trespass of Real Property	2	0						
All Other Offenses	200	1						
Total Group B	368	3						

(*) Offenses are counted using the FBI Units of Count for Crime

(**) The "Arrests" column shows arrests made for incidents during the selected period, regardless of arrest date. Arrest counts for the same period may change over time.

This report is valid as of April 27, 2021 and is subject to change

Damariscotta PD — ME0080200 — NIBRS Agency Crime Overview — 2020

2020 Population Estimate	2,144				
Offense Overview		Offenses (*)		Arrests (**)	
		Reported	Cleared	Adult	Juvenile
Offense Total		81			
Number Cleared		40			
Percent Cleared		49.38%			
Group A Crimes per 100,000 population		3,778.0			
Arrest Overview		Crimes Against Persons			
		Total Arrests	93		
Total Arrests		93			
Adult Arrests		83			
Juvenile Arrests		10			
Unknown Age		0			
Arrests per 100,000 population		4,337.7			
Average number offenses/incident		1.09			
Group B Arrests		Crimes Against Property			
		Arson	0	0	0
Offense		Bribery	0	0	0
Adult		Burglary/Breaking & Entering	5	1	0
Juvenile		Counterfeiting/Forgery	2	1	0
Bad Checks		Disorderly Conduct	0	0	0
Curfew/Loitering/Vagrancy Violations		Destruction/Damage/Vandalism of Property	10	6	3
Disorderly Conduct		Embezzlement	0	0	0
Driving Under the Influence		Extortion/Blackmail	1	0	0
Drunkenness		False Pretenses/Swindle/Confidence Game	7	1	0
Family Offenses (Nonviolent)		Credit Card/Automated Teller Machine Fraud	1	1	0
Liquor Law Violations		Impersonation	0	0	0
Peeping Tom		Welfare Fraud	0	0	0
Trespass of Real Property		Wire Fraud	0	0	0
All Other Offenses		Identity Theft	0	0	0
Total Group B		Hacking/Computer Invasion	0	0	0
		Robbery	0	0	0
		Pocket-picking	0	0	0
		Purse-snatching	0	0	0
		Shoplifting	0	0	0
		Theft From Building	0	0	0
		Theft From Coin Operated Machine or Device	0	0	0
		Theft from Motor Vehicle	0	0	0
		Theft of Motor Vehicle Parts/Accessories	0	0	0
		All Other Larceny	34	18	13
		Motor Vehicle Theft	1	0	0
		Stolen Property Offenses	0	0	0
		Crimes Against Society			
		Drug/Narcotic Violations	4	2	2
		Drug Equipment Violations	0	0	0
		Betting/Wagering	0	0	0
		Operating/Promoting/Assisting Gambling	0	0	0
		Gambling Equipment Violations	0	0	0
		Sports Tampering	0	0	0
		Pornography/Obscene Material	0	0	0
		Prostitution	0	0	0
		Assisting or Promoting Prostitution	0	0	0
		Purchasing Prostitution	0	0	0
		Weapon Law Violations	0	0	0
		Animal Cruelty	0	0	0
		Total Group A Offenses	81	40	26
				4	

(*) Offenses are counted using the FBI Units of Count for Crime

(**) The "Arrests" column shows arrests made for incidents during the selected period, regardless of arrest date. Arrest counts for the same period may change over time.

This report is valid as of April 27, 2021 and is subject to change

Eliot PD — ME0160700 — NIBRS Agency Crime Overview — 2020

2020 Population Estimate	6,990				
		Offenses (*)		Arrests (**)	
		Reported	Cleared	Adult	Juvenile
Offense Overview		Group A Offenses			
Offense Total	81	Crimes Against Persons			
Number Cleared	27	Murder and Nonnegligent Manslaughter	0	0	0
Percent Cleared	33.33%	Negligent Manslaughter	0	0	0
Group A Crimes per 100,000 population	1,158.8	Kidnapping/Abduction	0	0	0
		Rape	1	0	0
		Sodomy	0	0	0
		Sexual Assault With An Object	0	0	0
		Fondling	2	0	0
		Incest	0	0	0
Arrest Overview		Statutory Rape	1	0	0
Total Arrests	66	Aggravated Assault	0	0	1
Adult Arrests	64	Simple Assault	12	11	9
Juvenile Arrests	2	Intimidation	5	1	1
Unknown Age	0	Human Trafficking, Commercial Sex Acts	0	0	0
Arrests per 100,000 population	944.2	Human Trafficking, Involuntary Servitude	0	0	0
Average number offenses/incident	1.07	Crimes Against Property			
		Arson	0	0	0
		Bribery	0	0	0
		Burglary/Breaking & Entering	5	0	0
		Counterfeiting/Forgery	2	1	1
		Destruction/Damage/Vandalism of Property	14	2	1
		Embezzlement	0	0	0
		Extortion/Blackmail	0	0	0
		False Pretenses/Swindle/Confidence Game	1	1	1
		Credit Card/Automated Teller Machine Fraud	1	0	0
		Impersonation	0	0	0
		Welfare Fraud	0	0	0
		Wire Fraud	9	0	0
		Identity Theft	1	0	0
		Hacking/Computer Invasion	0	0	0
		Robbery	1	1	1
		Pocket-picking	0	0	0
		Purse-snatching	0	0	0
		Shoplifting	1	1	2
		Theft From Building	0	0	0
		Theft From Coin Operated Machine or Device	0	0	0
		Theft from Motor Vehicle	2	0	0
		Theft of Motor Vehicle Parts/Accessories	0	0	0
		All Other Larceny	16	3	2
		Motor Vehicle Theft	2	1	1
		Stolen Property Offenses	0	0	0
		Crimes Against Society			
		Drug/Narcotic Violations	3	3	2
		Drug Equipment Violations	1	1	0
		Betting/Wagering	0	0	0
		Operating/Promoting/Assisting Gambling	0	0	0
		Gambling Equipment Violations	0	0	0
		Sports Tampering	0	0	0
		Pornography/Obscene Material	0	0	0
		Prostitution	0	0	0
		Assisting or Promoting Prostitution	0	0	0
		Purchasing Prostitution	0	0	0
		Weapon Law Violations	1	1	0
		Animal Cruelty	0	0	0
		Total Group A Offenses	81	27	22
					0

(*) Offenses are counted using the FBI Units of Count for Crime

(**) The "Arrests" column shows arrests made for incidents during the selected period, regardless of arrest date. Arrest counts for the same period may change over time.

This report is valid as of April 27, 2021 and is subject to change

Fairfield PD — ME0130100 — NIBRS Agency Crime Overview — 2020

2020 Population Estimate	6,531				
		Offenses (*)		Arrests (**)	
		Reported	Cleared	Adult	Juvenile
Offense Overview		Group A Offenses			
Offense Total	312	Crimes Against Persons			
Number Cleared	118	Murder and Nonnegligent Manslaughter	0	0	0
Percent Cleared	37.82%	Negligent Manslaughter	0	0	0
Group A Crimes per 100,000 population	4,777.2	Kidnapping/Abduction	0	0	0
		Rape	8	2	0
		Sodomy	0	0	0
		Sexual Assault With An Object	0	0	0
		Fondling	3	1	0
Arrest Overview		Incest	0	0	0
Total Arrests	199	Statutory Rape	1	0	0
Adult Arrests	159	Aggravated Assault	6	6	7
Juvenile Arrests	40	Simple Assault	73	49	23
Unknown Age	0	Intimidation	23	14	6
Arrests per 100,000 population	3,047.0	Human Trafficking, Commercial Sex Acts	0	0	0
		Human Trafficking, Involuntary Servitude	0	0	0
Average number offenses/incident	1.15	Crimes Against Property			
		Arson	2	0	0
		Bribery	0	0	0
		Burglary/Breaking & Entering	16	1	2
		Counterfeiting/Forgery	2	0	0
		Destruction/Damage/Vandalism of Property	71	23	8
		Embezzlement	0	0	0
		Extortion/Blackmail	0	0	0
		False Pretenses/Swindle/Confidence Game	9	0	0
		Credit Card/Automated Teller Machine Fraud	3	0	0
		Impersonation	0	0	0
		Welfare Fraud	0	0	0
		Wire Fraud	0	0	0
		Identity Theft	1	0	0
		Hacking/Computer Invasion	0	0	0
		Robbery	1	0	0
		Pocket-picking	0	0	0
		Purse-snatching	0	0	0
		Shoplifting	0	0	0
		Theft From Building	0	0	0
		Theft From Coin Operated Machine or Device	0	0	0
		Theft from Motor Vehicle	2	0	0
		Theft of Motor Vehicle Parts/Accessories	0	0	0
		All Other Larceny	66	8	6
		Motor Vehicle Theft	2	2	1
		Stolen Property Offenses	0	0	0
		Crimes Against Society			
		Drug/Narcotic Violations	17	10	2
		Drug Equipment Violations	5	2	1
		Betting/Wagering	0	0	0
		Operating/Promoting/Assisting Gambling	0	0	0
		Gambling Equipment Violations	0	0	0
		Sports Tampering	0	0	0
		Pornography/Obscene Material	0	0	0
		Prostitution	0	0	0
		Assisting or Promoting Prostitution	0	0	0
		Purchasing Prostitution	0	0	0
		Weapon Law Violations	0	0	0
		Animal Cruelty	1	0	0
		Total Group A Offenses	312	118	56
					35

(*) Offenses are counted using the FBI Units of Count for Crime

(**) The "Arrests" column shows arrests made for incidents during the selected period, regardless of arrest date. Arrest counts for the same period may change over time.

This report is valid as of April 27, 2021 and is subject to change

Farmington PD — ME0040100 — NIBRS Agency Crime Overview — 2020

2020 Population Estimate	7,764				
Offense Overview		Offenses (*)		Arrests (**)	
		Reported	Cleared	Adult	Juvenile
Offense Total		271	0	0	0
Number Cleared		113	0	0	0
Percent Cleared		41.70%	1	0	0
Group A Crimes per 100,000 population		3,490.5	4	0	0
Arrest Overview		Crimes Against Persons			
		Total Arrests	249	0	0
Total Arrests		249	0	0	0
Adult Arrests		229	1	0	0
Juvenile Arrests		20	5	5	3
Unknown Age		0	58	34	25
Arrests per 100,000 population		3,207.1	18	12	10
Average number offenses/incident		1.10	0	0	0
Group B Arrests		Crimes Against Property			
		Human Trafficking, Commercial Sex Acts	0	0	0
Offense		Human Trafficking, Involuntary Servitude	0	0	0
Bad Checks	1	0	0	0	0
Curfew/Loitering/Vagrancy Violations	0	0	0	0	0
Disorderly Conduct	0	0	0	0	0
Driving Under the Influence	44	0	0	0	0
Drunkenness	0	0	0	0	0
Family Offenses (Nonviolent)	0	0	0	0	0
Liquor Law Violations	7	7	0	0	0
Peeping Tom	0	0	0	0	0
Trespass of Real Property	4	0	0	0	0
All Other Offenses	85	2	0	0	0
Total Group B	141	9	0	0	0
Group A Offenses		Crimes Against Society			
		Arson	0	0	0
Crimes Against Persons		Bribery	0	0	0
Murder and Nonnegligent Manslaughter		Burglary/Breaking & Entering	8	2	1
Negligent Manslaughter		Counterfeiting/Forgery	2	1	1
Kidnapping/Abduction		Destruction/Damage/Vandalism of Property	38	14	9
Rape		Embezzlement	0	0	0
Sodomy		Extortion/Blackmail	0	0	0
Sexual Assault With An Object		False Pretenses/Swindle/Confidence Game	11	1	0
Fondling		Credit Card/Automated Teller Machine Fraud	12	1	0
Incest		Impersonation	0	0	0
Statutory Rape		Welfare Fraud	0	0	0
Aggravated Assault		Wire Fraud	0	0	0
Simple Assault		Identity Theft	0	0	0
Intimidation		Hacking/Computer Invasion	0	0	0
Human Trafficking, Commercial Sex Acts		Robbery	0	0	0
Human Trafficking, Involuntary Servitude		Pocket-picking	0	0	0
Arson		Purse-snatching	0	0	0
Bribery		Shoplifting	0	0	0
Burglary/Breaking & Entering		Theft From Building	0	0	0
Counterfeiting/Forgery		Theft From Coin Operated Machine or Device	0	0	0
Destruction/Damage/Vandalism of Property		Theft from Motor Vehicle	8	2	2
Embezzlement		Theft of Motor Vehicle Parts/Accessories	0	0	0
Extortion/Blackmail		All Other Larceny	82	29	31
False Pretenses/Swindle/Confidence Game		Motor Vehicle Theft	1	0	0
Credit Card/Automated Teller Machine Fraud		Stolen Property Offenses	0	0	0
Impersonation		Crimes Against Society			
Welfare Fraud		Drug/Narcotic Violations	17	10	6
Wire Fraud		Drug Equipment Violations	0	0	0
Identity Theft		Betting/Wagering	0	0	0
Hacking/Computer Invasion		Operating/Promoting/Assisting Gambling	0	0	0
Robbery		Gambling Equipment Violations	0	0	0
Pocket-picking		Sports Tampering	0	0	0
Purse-snatching		Pornography/Obscene Material	0	0	0
Shoplifting		Prostitution	0	0	0
Theft From Building		Assisting or Promoting Prostitution	1	0	0
Theft From Coin Operated Machine or Device		Purchasing Prostitution	0	0	0
Theft from Motor Vehicle		Weapon Law Violations	2	2	0
Theft of Motor Vehicle Parts/Accessories		Animal Cruelty	0	0	0
All Other Larceny		Total Group A Offenses	271	113	88
Motor Vehicle Theft					11
Stolen Property Offenses					

(*) Offenses are counted using the FBI Units of Count for Crime

(**) The "Arrests" column shows arrests made for incidents during the selected period, regardless of arrest date. Arrest counts for the same period may change over time.

This report is valid as of April 27, 2021 and is subject to change

Franklin SO — ME0040000 — NIBRS Agency Crime Overview — 2020

2020 Population Estimate	11,982				
		Offenses (*)		Arrests (**)	
		Reported	Cleared	Adult	Juvenile
Offense Overview		Group A Offenses			
Offense Total	309	Crimes Against Persons			
Number Cleared	110	Murder and Nonnegligent Manslaughter	0	0	0
Percent Cleared	35.60%	Negligent Manslaughter	0	0	0
Group A Crimes per 100,000 population	2,578.9	Kidnapping/Abduction	0	0	0
		Rape	2	0	0
		Sodomy	0	0	0
		Sexual Assault With An Object	0	0	0
		Fondling	7	4	1
Arrest Overview		Incest	0	0	0
Total Arrests	247	Statutory Rape	0	0	0
Adult Arrests	232	Aggravated Assault	1	1	1
Juvenile Arrests	15	Simple Assault	87	42	41
Unknown Age	0	Intimidation	24	17	9
Arrests per 100,000 population	2,061.4	Human Trafficking, Commercial Sex Acts	0	0	0
		Human Trafficking, Involuntary Servitude	0	0	0
Average number offenses/incident	1.13	Crimes Against Property			
		Arson	0	0	0
		Bribery	0	0	0
		Burglary/Breaking & Entering	20	2	1
		Counterfeiting/Forgery	2	1	1
		Destruction/Damage/Vandalism of Property	56	18	10
		Embezzlement	0	0	0
		Extortion/Blackmail	0	0	0
		False Pretenses/Swindle/Confidence Game	14	1	1
		Credit Card/Automated Teller Machine Fraud	6	0	0
		Impersonation	1	0	0
		Welfare Fraud	0	0	0
		Wire Fraud	0	0	0
		Identity Theft	0	0	0
		Hacking/Computer Invasion	0	0	0
		Robbery	0	0	0
		Pocket-picking	0	0	0
		Purse-snatching	0	0	0
		Shoplifting	0	0	0
		Theft From Building	0	0	0
		Theft From Coin Operated Machine or Device	0	0	0
		Theft from Motor Vehicle	1	0	0
		Theft of Motor Vehicle Parts/Accessories	0	0	0
		All Other Larceny	54	4	4
		Motor Vehicle Theft	10	0	0
		Stolen Property Offenses	0	0	0
		Crimes Against Society			
		Drug/Narcotic Violations	10	10	11
		Drug Equipment Violations	3	3	2
		Betting/Wagering	0	0	0
		Operating/Promoting/Assisting Gambling	0	0	0
		Gambling Equipment Violations	0	0	0
		Sports Tampering	0	0	0
		Pornography/Obscene Material	2	1	0
		Prostitution	0	0	0
		Assisting or Promoting Prostitution	0	0	0
		Purchasing Prostitution	0	0	0
		Weapon Law Violations	8	5	3
		Animal Cruelty	1	1	1
		Total Group A Offenses	309	110	86
					9

(*) Offenses are counted using the FBI Units of Count for Crime

(**) The "Arrests" column shows arrests made for incidents during the selected period, regardless of arrest date. Arrest counts for the same period may change over time.

This report is valid as of April 27, 2021 and is subject to change

Freeport PD — ME0031100 — NIBRS Agency Crime Overview — 2020

2020 Population Estimate	8,637				
Offense Overview		Offenses (*)		Arrests (**)	
		Reported	Cleared	Adult	Juvenile
Offense Total		Crimes Against Persons			
Number Cleared	86	Murder and Nonnegligent Manslaughter			
Percent Cleared	33.59%	Negligent Manslaughter			
Group A Crimes per 100,000 population	2,964.0	Kidnapping/Abduction			
Arrest Overview		Rape			
		Sodomy			
Total Arrests	129	Sexual Assault With An Object			
Adult Arrests	99	Fondling			
Juvenile Arrests	30	Incest			
Unknown Age	0	Statutory Rape			
Arrests per 100,000 population	1,493.6	Aggravated Assault			
Average number offenses/incident		Simple Assault			
		Intimidation			
		Human Trafficking, Commercial Sex Acts			
		Human Trafficking, Involuntary Servitude			
Group B Arrests		Crimes Against Property			
		Arson			
Offense	Adult	Juvenile	Bribery		
Bad Checks	1	0	Burglary/Breaking & Entering		
Curfew/Loitering/Vagrancy Violations	0	0	Counterfeiting/Forgery		
Disorderly Conduct	2	0	Destruction/Damage/Vandalism of Property		
Driving Under the Influence	17	0	Embezzlement		
Drunkenness	0	0	Extortion/Blackmail		
Family Offenses (Nonviolent)	0	0	False Pretenses/Swindle/Confidence Game		
Liquor Law Violations	0	0	Credit Card/Automated Teller Machine Fraud		
Peeping Tom	0	0	Impersonation		
Trespass of Real Property	2	1	Welfare Fraud		
All Other Offenses	33	4	Wire Fraud		
Total Group B	55	5	Identity Theft		
			Hacking/Computer Invasion		
			Robbery		
			Pocket-picking		
			Purse-snatching		
			Shoplifting		
			Theft From Building		
			Theft From Coin Operated Machine or Device		
			Theft from Motor Vehicle		
			Theft of Motor Vehicle Parts/Accessories		
			All Other Larceny		
			Motor Vehicle Theft		
			Stolen Property Offenses		
			Crimes Against Society		
			Drug/Narcotic Violations		
			Drug Equipment Violations		
			Betting/Wagering		
			Operating/Promoting/Assisting Gambling		
			Gambling Equipment Violations		
			Sports Tampering		
			Pornography/Obscene Material		
			Prostitution		
			Assisting or Promoting Prostitution		
			Purchasing Prostitution		
			Weapon Law Violations		
			Animal Cruelty		
			Total Group A Offenses		

(*) Offenses are counted using the FBI Units of Count for Crime

(**) The "Arrests" column shows arrests made for incidents during the selected period, regardless of arrest date. Arrest counts for the same period may change over time.

This report is valid as of April 27, 2021 and is subject to change

Hallowell PD — ME0060300 — NIBRS Agency Crime Overview — 2020

2020 Population Estimate	2,382				
Offense Overview		Offenses (*)		Arrests (**)	
		Reported	Cleared	Adult	Juvenile
Offense Total		54			
Number Cleared		18			
Percent Cleared		33.33%			
Group A Crimes per 100,000 population		2,267.0			
Arrest Overview		Crimes Against Persons			
Total Arrests		64			
Adult Arrests		64			
Juvenile Arrests		0			
Unknown Age		0			
Arrests per 100,000 population		2,686.8			
Average number offenses/incident		1.08			
Group B Arrests		Crimes Against Property			
Offense		Adult	Juvenile		
Bad Checks		0	0		
Curfew/Loitering/Vagrancy Violations		0	0		
Disorderly Conduct		0	0		
Driving Under the Influence		27	0		
Drunkenness		0	0		
Family Offenses (Nonviolent)		0	0		
Liquor Law Violations		0	0		
Peeping Tom		0	0		
Trespass of Real Property		1	0		
All Other Offenses		24	0		
Total Group B		52	0		
		Crimes Against Society			
Drug/Narcotic Violations		3	3	1	0
Drug Equipment Violations		0	0	0	0
Betting/Wagering		0	0	0	0
Operating/Promoting/Assisting Gambling		0	0	0	0
Gambling Equipment Violations		0	0	0	0
Sports Tampering		0	0	0	0
Pornography/Obscene Material		0	0	0	0
Prostitution		0	0	0	0
Assisting or Promoting Prostitution		0	0	0	0
Purchasing Prostitution		0	0	0	0
Weapon Law Violations		0	0	0	0
Animal Cruelty		0	0	0	0
Total Group A Offenses		54	18	12	0

(*) Offenses are counted using the FBI Units of Count for Crime

(**) The "Arrests" column shows arrests made for incidents during the selected period, regardless of arrest date. Arrest counts for the same period may change over time.

This report is valid as of April 27, 2021 and is subject to change

Islesboro PD — ME0140500 — NIBRS Agency Crime Overview — 2020

2020 Population Estimate	560				
		Offenses (*)		Arrests (**)	
		Reported	Cleared	Adult	Juvenile
Offense Overview		Group A Offenses			
Offense Total	17	Crimes Against Persons			
Number Cleared	0	Murder and Nonnegligent Manslaughter	0	0	0
Percent Cleared	0.00%	Negligent Manslaughter	0	0	0
Group A Crimes per 100,000 population	3,035.7	Kidnapping/Abduction	0	0	0
		Rape	0	0	0
		Sodomy	0	0	0
		Sexual Assault With An Object	0	0	0
		Fondling	0	0	0
Arrest Overview		Incest	0	0	0
Total Arrests	2	Statutory Rape	0	0	0
Adult Arrests	2	Aggravated Assault	0	0	0
Juvenile Arrests	0	Simple Assault	0	0	0
Unknown Age	0	Intimidation	0	0	0
Arrests per 100,000 population	357.1	Human Trafficking, Commercial Sex Acts	0	0	0
		Human Trafficking, Involuntary Servitude	0	0	0
Average number offenses/incident	1.00	Crimes Against Property			
		Arson	0	0	0
		Bribery	0	0	0
		Burglary/Breaking & Entering	5	0	0
		Counterfeiting/Forgery	0	0	0
		Destruction/Damage/Vandalism of Property	0	0	0
		Embezzlement	0	0	0
		Extortion/Blackmail	0	0	0
		False Pretenses/Swindle/Confidence Game	2	0	0
		Credit Card/Automated Teller Machine Fraud	0	0	0
		Impersonation	1	0	0
		Welfare Fraud	0	0	0
		Wire Fraud	0	0	0
		Identity Theft	0	0	0
		Hacking/Computer Invasion	0	0	0
		Robbery	0	0	0
		Pocket-picking	0	0	0
		Purse-snatching	0	0	0
		Shoplifting	0	0	0
		Theft From Building	2	0	0
		Theft From Coin Operated Machine or Device	0	0	0
		Theft from Motor Vehicle	1	0	0
		Theft of Motor Vehicle Parts/Accessories	0	0	0
		All Other Larceny	6	0	0
		Motor Vehicle Theft	0	0	0
		Stolen Property Offenses	0	0	0
		Crimes Against Society			
		Drug/Narcotic Violations	0	0	0
		Drug Equipment Violations	0	0	0
		Betting/Wagering	0	0	0
		Operating/Promoting/Assisting Gambling	0	0	0
		Gambling Equipment Violations	0	0	0
		Sports Tampering	0	0	0
		Pornography/Obscene Material	0	0	0
		Prostitution	0	0	0
		Assisting or Promoting Prostitution	0	0	0
		Purchasing Prostitution	0	0	0
		Weapon Law Violations	0	0	0
		Animal Cruelty	0	0	0
		Total Group A Offenses	17	0	0

(*) Offenses are counted using the FBI Units of Count for Crime

(**) The "Arrests" column shows arrests made for incidents during the selected period, regardless of arrest date. Arrest counts for the same period may change over time.

This report is valid as of April 27, 2021 and is subject to change

Kennebec SO — ME0060000 — NIBRS Agency Crime Overview — 2020

2020 Population Estimate	51,983				
		Offenses (*)		Arrests (**)	
		Reported	Cleared	Adult	Juvenile
Offense Overview		Group A Offenses			
Offense Total	831	Crimes Against Persons			
Number Cleared	480	Murder and Nonnegligent Manslaughter			
Percent Cleared	57.76%	Negligent Manslaughter			
Group A Crimes per 100,000 population	1,598.6	Kidnapping/Abduction			
		Rape			
		Sodomy			
		Sexual Assault With An Object			
		Fondling			
		Incest			
		Statutory Rape			
		Aggravated Assault			
		Simple Assault			
		Intimidation			
		Human Trafficking, Commercial Sex Acts			
		Human Trafficking, Involuntary Servitude			
Arrest Overview		Crimes Against Property			
Total Arrests	610	Arson			
Adult Arrests	582	Bribery			
Juvenile Arrests	28	Burglary/Breaking & Entering			
Unknown Age	0	Counterfeiting/Forgery			
Arrests per 100,000 population	1,173.5	Destruction/Damage/Vandalism of Property			
		Embezzlement			
		Extortion/Blackmail			
		False Pretenses/Swindle/Confidence Game			
		Credit Card/Automated Teller Machine Fraud			
		Impersonation			
		Welfare Fraud			
		Wire Fraud			
		Identity Theft			
		Hacking/Computer Invasion			
		Robbery			
		Pocket-picking			
		Purse-snatching			
		Shoplifting			
		Theft From Building			
		Theft From Coin Operated Machine or Device			
		Theft from Motor Vehicle			
		Theft of Motor Vehicle Parts/Accessories			
		All Other Larceny			
		Motor Vehicle Theft			
		Stolen Property Offenses			
		Crimes Against Society			
		Drug/Narcotic Violations			
		Drug Equipment Violations			
		Betting/Wagering			
		Operating/Promoting/Assisting Gambling			
		Gambling Equipment Violations			
		Sports Tampering			
		Pornography/Obscene Material			
		Prostitution			
		Assisting or Promoting Prostitution			
		Purchasing Prostitution			
		Weapon Law Violations			
		Animal Cruelty			
		Total Group A Offenses			
		831	480	205	16

(*) Offenses are counted using the FBI Units of Count for Crime

(**) The "Arrests" column shows arrests made for incidents during the selected period, regardless of arrest date. Arrest counts for the same period may change over time.

This report is valid as of April 27, 2021 and is subject to change

Kennebunk PD — ME0160800 — NIBRS Agency Crime Overview — 2020

2020 Population Estimate	11,719				
		Offenses (*)		Arrests (**)	
		Reported	Cleared	Adult	Juvenile
Offense Overview		Group A Offenses			
Offense Total	151	Crimes Against Persons			
Number Cleared	54	Murder and Nonnegligent Manslaughter	0	0	0
Percent Cleared	35.76%	Negligent Manslaughter	0	0	0
Group A Crimes per 100,000 population	1,288.5	Kidnapping/Abduction	0	0	0
		Rape	0	0	0
		Sodomy	0	0	0
		Sexual Assault With An Object	0	0	0
		Fondling	0	0	0
Arrest Overview		Incest	0	0	0
Total Arrests	133	Statutory Rape	1	1	0
Adult Arrests	114	Aggravated Assault	0	0	0
Juvenile Arrests	19	Simple Assault	19	13	10
Unknown Age	0	Intimidation	12	8	5
Arrests per 100,000 population	1,134.9	Human Trafficking, Commercial Sex Acts	0	0	0
		Human Trafficking, Involuntary Servitude	0	0	0
Average number offenses/incident	1.10	Crimes Against Property			
		Arson	0	0	0
		Bribery	0	0	0
		Burglary/Breaking & Entering	0	0	0
		Counterfeiting/Forgery	4	1	1
		Destruction/Damage/Vandalism of Property	30	1	0
		Embezzlement	0	0	0
		Extortion/Blackmail	0	0	0
		False Pretenses/Swindle/Confidence Game	8	1	0
		Credit Card/Automated Teller Machine Fraud	5	1	0
		Impersonation	0	0	0
		Welfare Fraud	0	0	0
		Wire Fraud	0	0	0
		Identity Theft	0	0	0
		Hacking/Computer Invasion	0	0	0
		Robbery	0	0	0
		Pocket-picking	0	0	0
		Purse-snatching	0	0	0
		Shoplifting	0	0	0
		Theft From Building	0	0	0
		Theft From Coin Operated Machine or Device	0	0	0
		Theft from Motor Vehicle	10	3	3
		Theft of Motor Vehicle Parts/Accessories	0	0	0
		All Other Larceny	42	9	7
		Motor Vehicle Theft	4	2	1
		Stolen Property Offenses	0	0	0
		Crimes Against Society			
		Drug/Narcotic Violations	12	11	7
		Drug Equipment Violations	4	3	0
		Betting/Wagering	0	0	0
		Operating/Promoting/Assisting Gambling	0	0	0
		Gambling Equipment Violations	0	0	0
		Sports Tampering	0	0	0
		Pornography/Obscene Material	0	0	0
		Prostitution	0	0	0
		Assisting or Promoting Prostitution	0	0	0
		Purchasing Prostitution	0	0	0
		Weapon Law Violations	0	0	0
		Animal Cruelty	0	0	0
		Total Group A Offenses	151	54	34
				16	

(*) Offenses are counted using the FBI Units of Count for Crime

(**) The "Arrests" column shows arrests made for incidents during the selected period, regardless of arrest date. Arrest counts for the same period may change over time.

This report is valid as of April 27, 2021 and is subject to change

Kennebunkport PD — ME0160900 — NIBRS Agency Crime Overview — 2020

2020 Population Estimate	3,671				
Offense Overview		Offenses (*)		Arrests (**)	
		Reported	Cleared	Adult	Juvenile
Offense Total		Group A Offenses			
Number Cleared		Crimes Against Persons			
Percent Cleared		Murder and Nonnegligent Manslaughter			
Group A Crimes per 100,000 population		Negligent Manslaughter			
		Kidnapping/Abduction			
		Rape			
		Sodomy			
		Sexual Assault With An Object			
		Fondling			
		Incest			
		Statutory Rape			
		Aggravated Assault			
		Simple Assault			
		Intimidation			
		Human Trafficking, Commercial Sex Acts			
		Human Trafficking, Involuntary Servitude			
		Crimes Against Property			
		Arson			
		Bribery			
		Burglary/Breaking & Entering			
		Counterfeiting/Forgery			
		Destruction/Damage/Vandalism of Property			
		Embezzlement			
		Extortion/Blackmail			
		False Pretenses/Swindle/Confidence Game			
		Credit Card/Automated Teller Machine Fraud			
		Impersonation			
		Welfare Fraud			
		Wire Fraud			
		Identity Theft			
		Hacking/Computer Invasion			
		Robbery			
		Pocket-picking			
		Purse-snatching			
		Shoplifting			
		Theft From Building			
		Theft From Coin Operated Machine or Device			
		Theft from Motor Vehicle			
		Theft of Motor Vehicle Parts/Accessories			
		All Other Larceny			
		Motor Vehicle Theft			
		Stolen Property Offenses			
		Crimes Against Society			
		Drug/Narcotic Violations			
		Drug Equipment Violations			
		Betting/Wagering			
		Operating/Promoting/Assisting Gambling			
		Gambling Equipment Violations			
		Sports Tampering			
		Pornography/Obscene Material			
		Prostitution			
		Assisting or Promoting Prostitution			
		Purchasing Prostitution			
		Weapon Law Violations			
		Animal Cruelty			
		Total Group A Offenses			

(*) Offenses are counted using the FBI Units of Count for Crime

(**) The "Arrests" column shows arrests made for incidents during the selected period, regardless of arrest date. Arrest counts for the same period may change over time.

This report is valid as of April 27, 2021 and is subject to change

Kittery PD — ME0160200 — NIBRS Agency Crime Overview — 2020

2020 Population Estimate	9,855				
		Offenses (*)		Arrests (**)	
		Reported	Cleared	Adult	Juvenile
Offense Overview		Group A Offenses			
Offense Total	212	Crimes Against Persons			
Number Cleared	77	Murder and Nonnegligent Manslaughter	0	0	0
Percent Cleared	36.32%	Negligent Manslaughter	0	0	0
Group A Crimes per 100,000 population	2,151.2	Kidnapping/Abduction	0	0	0
		Rape	5	0	0
		Sodomy	0	0	0
		Sexual Assault With An Object	0	0	0
		Fondling	4	1	0
Arrest Overview		Incest	0	0	0
Total Arrests	154	Statutory Rape	1	0	0
Adult Arrests	142	Aggravated Assault	1	0	0
Juvenile Arrests	12	Simple Assault	30	17	13
Unknown Age	0	Intimidation	10	4	3
Arrests per 100,000 population	1,562.7	Human Trafficking, Commercial Sex Acts	0	0	0
		Human Trafficking, Involuntary Servitude	0	0	0
Average number offenses/incident	1.11	Crimes Against Property			
		Arson	0	0	0
		Bribery	0	0	0
		Burglary/Breaking & Entering	5	1	1
		Counterfeiting/Forgery	2	2	1
		Destruction/Damage/Vandalism of Property	22	2	0
		Embezzlement	0	0	0
		Extortion/Blackmail	0	0	0
		False Pretenses/Swindle/Confidence Game	12	0	1
		Credit Card/Automated Teller Machine Fraud	9	0	0
		Impersonation	0	0	0
		Welfare Fraud	0	0	0
		Wire Fraud	1	0	0
		Identity Theft	3	0	0
		Hacking/Computer Invasion	0	0	0
		Robbery	0	0	0
		Pocket-picking	0	0	0
		Purse-snatching	1	0	0
		Shoplifting	12	8	5
		Theft From Building	3	0	1
		Theft From Coin Operated Machine or Device	0	0	0
		Theft from Motor Vehicle	9	0	0
		Theft of Motor Vehicle Parts/Accessories	0	0	0
		All Other Larceny	54	19	11
		Motor Vehicle Theft	3	2	2
		Stolen Property Offenses	3	0	4
		Crimes Against Society			
		Drug/Narcotic Violations	14	14	4
		Drug Equipment Violations	3	3	1
		Betting/Wagering	0	0	0
		Operating/Promoting/Assisting Gambling	0	0	0
		Gambling Equipment Violations	0	0	0
		Sports Tampering	0	0	0
		Pornography/Obscene Material	1	0	0
		Prostitution	1	1	2
		Assisting or Promoting Prostitution	0	0	0
		Purchasing Prostitution	0	0	0
		Weapon Law Violations	3	3	3
		Animal Cruelty	0	0	0
		Total Group A Offenses	212	77	52
					9

(*) Offenses are counted using the FBI Units of Count for Crime

(**) The "Arrests" column shows arrests made for incidents during the selected period, regardless of arrest date. Arrest counts for the same period may change over time.

This report is valid as of April 27, 2021 and is subject to change

Lewiston PD — ME0010200 — NIBRS Agency Crime Overview — 2020

2020 Population Estimate	36,186				
Offense Overview		Offenses (*)		Arrests (**)	
		Reported	Cleared	Adult	Juvenile
Offense Total		Group A Offenses			
Number Cleared		Crimes Against Persons			
Percent Cleared		Murder and Nonnegligent Manslaughter			
Group A Crimes per 100,000 population		Negligent Manslaughter			
		Kidnapping/Abduction			
		Rape			
		Sodomy			
		Sexual Assault With An Object			
		Fondling			
		Incest			
		Statutory Rape			
		Aggravated Assault			
		Simple Assault			
		Intimidation			
		Human Trafficking, Commercial Sex Acts			
		Human Trafficking, Involuntary Servitude			
		Crimes Against Property			
		Arson			
		Bribery			
		Burglary/Breaking & Entering			
		Counterfeiting/Forgery			
		Destruction/Damage/Vandalism of Property			
		Embezzlement			
		Extortion/Blackmail			
		False Pretenses/Swindle/Confidence Game			
		Credit Card/Automated Teller Machine Fraud			
		Impersonation			
		Welfare Fraud			
		Wire Fraud			
		Identity Theft			
		Hacking/Computer Invasion			
		Robbery			
		Pocket-picking			
		Purse-snatching			
		Shoplifting			
		Theft From Building			
		Theft From Coin Operated Machine or Device			
		Theft from Motor Vehicle			
		Theft of Motor Vehicle Parts/Accessories			
		All Other Larceny			
		Motor Vehicle Theft			
		Stolen Property Offenses			
		Crimes Against Society			
		Drug/Narcotic Violations			
		Drug Equipment Violations			
		Betting/Wagering			
		Operating/Promoting/Assisting Gambling			
		Gambling Equipment Violations			
		Sports Tampering			
		Pornography/Obscene Material			
		Prostitution			
		Assisting or Promoting Prostitution			
		Purchasing Prostitution			
		Weapon Law Violations			
		Animal Cruelty			
		Total Group A Offenses			
		1,665	654	438	75

(*) Offenses are counted using the FBI Units of Count for Crime

(**) The "Arrests" column shows arrests made for incidents during the selected period, regardless of arrest date. Arrest counts for the same period may change over time.

This report is valid as of April 27, 2021 and is subject to change

Lincoln SO — ME0080000 — NIBRS Agency Crime Overview — 2020

2020 Population Estimate	21,564				
		Offenses (*)		Arrests (**)	
		Reported	Cleared	Adult	Juvenile
Offense Overview		Group A Offenses			
Offense Total	517	Crimes Against Persons			
Number Cleared	155	Murder and Nonnegligent Manslaughter	0	0	0
Percent Cleared	29.98%	Negligent Manslaughter	0	0	0
Group A Crimes per 100,000 population	2,397.5	Kidnapping/Abduction	0	0	0
		Rape	15	1	0
		Sodomy	1	0	0
		Sexual Assault With An Object	0	0	0
		Fondling	12	2	1
Arrest Overview		Incest	1	1	0
Total Arrests	326	Statutory Rape	4	3	1
Adult Arrests	299	Aggravated Assault	10	7	5
Juvenile Arrests	27	Simple Assault	89	50	37
Unknown Age	0	Intimidation	28	13	5
Arrests per 100,000 population	1,511.8	Human Trafficking, Commercial Sex Acts	0	0	0
		Human Trafficking, Involuntary Servitude	0	0	0
Average number offenses/incident	1.12	Crimes Against Property			
		Arson	1	0	0
		Bribery	0	0	0
		Burglary/Breaking & Entering	23	5	6
		Counterfeiting/Forgery	9	2	0
		Destruction/Damage/Vandalism of Property	99	28	11
		Embezzlement	3	1	1
		Extortion/Blackmail	1	0	0
		False Pretenses/Swindle/Confidence Game	37	4	5
		Credit Card/Automated Teller Machine Fraud	7	1	1
		Impersonation	0	0	0
		Welfare Fraud	6	0	0
		Wire Fraud	5	0	0
		Identity Theft	1	0	0
		Hacking/Computer Invasion	0	0	0
		Robbery	1	0	0
		Pocket-picking	0	0	0
		Purse-snatching	0	0	0
		Shoplifting	1	0	0
		Theft From Building	26	4	1
		Theft From Coin Operated Machine or Device	0	0	0
		Theft from Motor Vehicle	21	6	4
		Theft of Motor Vehicle Parts/Accessories	7	1	1
		All Other Larceny	66	3	3
		Motor Vehicle Theft	10	4	4
		Stolen Property Offenses	1	0	0
		Crimes Against Society			
		Drug/Narcotic Violations	14	12	8
		Drug Equipment Violations	0	0	0
		Betting/Wagering	0	0	0
		Operating/Promoting/Assisting Gambling	0	0	0
		Gambling Equipment Violations	0	0	0
		Sports Tampering	0	0	0
		Pornography/Obscene Material	8	0	0
		Prostitution	0	0	0
		Assisting or Promoting Prostitution	0	0	0
		Purchasing Prostitution	0	0	0
		Weapon Law Violations	6	4	1
		Animal Cruelty	4	3	2
		Total Group A Offenses	517	155	99
					12

(*) Offenses are counted using the FBI Units of Count for Crime

(**) The "Arrests" column shows arrests made for incidents during the selected period, regardless of arrest date. Arrest counts for the same period may change over time.

This report is valid as of April 27, 2021 and is subject to change

Lisbon PD — ME0010500 — NIBRS Agency Crime Overview — 2020

2020 Population Estimate	9,004				
		Offenses (*)		Arrests (**)	
		Reported	Cleared	Adult	Juvenile
Offense Overview		Group A Offenses			
Offense Total	256	Crimes Against Persons			
Number Cleared	88	Murder and Nonnegligent Manslaughter	0	0	0
Percent Cleared	34.38%	Negligent Manslaughter	0	0	0
Group A Crimes per 100,000 population	2,843.2	Kidnapping/Abduction	0	0	0
		Rape	0	0	0
		Sodomy	0	0	0
		Sexual Assault With An Object	0	0	0
		Fondling	3	0	0
Arrest Overview		Incest	0	0	0
Total Arrests	185	Statutory Rape	0	0	0
Adult Arrests	156	Aggravated Assault	5	5	4
Juvenile Arrests	29	Simple Assault	42	14	10
Unknown Age	0	Intimidation	18	4	1
Arrests per 100,000 population	2,054.6	Human Trafficking, Commercial Sex Acts	0	0	0
		Human Trafficking, Involuntary Servitude	0	0	0
Average number offenses/incident	1.10	Crimes Against Property			
		Arson	1	0	0
		Bribery	0	0	0
		Burglary/Breaking & Entering	8	6	3
		Counterfeiting/Forgery	1	1	1
		Destruction/Damage/Vandalism of Property	51	14	7
		Embezzlement	0	0	0
		Extortion/Blackmail	0	0	0
		False Pretenses/Swindle/Confidence Game	15	1	0
		Credit Card/Automated Teller Machine Fraud	6	2	0
		Impersonation	0	0	0
		Welfare Fraud	0	0	0
		Wire Fraud	1	0	0
		Identity Theft	1	0	0
		Hacking/Computer Invasion	0	0	0
		Robbery	0	0	0
		Pocket-picking	0	0	0
		Purse-snatching	0	0	0
		Shoplifting	0	0	0
		Theft From Building	4	3	2
		Theft From Coin Operated Machine or Device	0	0	0
		Theft from Motor Vehicle	7	4	0
		Theft of Motor Vehicle Parts/Accessories	0	0	0
		All Other Larceny	81	26	25
		Motor Vehicle Theft	5	2	2
		Stolen Property Offenses	0	0	1
		Crimes Against Society			
		Drug/Narcotic Violations	5	5	1
		Drug Equipment Violations	2	1	0
		Betting/Wagering	0	0	0
		Operating/Promoting/Assisting Gambling	0	0	0
		Gambling Equipment Violations	0	0	0
		Sports Tampering	0	0	0
		Pornography/Obscene Material	0	0	0
		Prostitution	0	0	0
		Assisting or Promoting Prostitution	0	0	0
		Purchasing Prostitution	0	0	0
		Weapon Law Violations	0	0	0
		Animal Cruelty	0	0	0
		Total Group A Offenses	256	88	57
		Group B Arrests			
Offense	Adult	Juvenile			
Bad Checks	0	0			
Curfew/Loitering/Vagrancy Violations	0	0			
Disorderly Conduct	1	2			
Driving Under the Influence	25	0			
Drunkenness	0	0			
Family Offenses (Nonviolent)	0	0			
Liquor Law Violations	11	9			
Peeping Tom	0	0			
Trespass of Real Property	1	4			
All Other Offenses	61	3			
Total Group B	99	18			

(*) Offenses are counted using the FBI Units of Count for Crime

(**) The "Arrests" column shows arrests made for incidents during the selected period, regardless of arrest date. Arrest counts for the same period may change over time.

This report is valid as of April 27, 2021 and is subject to change

Maine Drug Enforcement Agency — MEMDEA000 — NIBRS Agency Crime Overview — 2020

2020 Population Estimate		N/A	Offenses (*)		Arrests (**)	
Offense Overview			Reported	Cleared	Adult	Juvenile
Offense Total		434	Crimes Against Persons			
Number Cleared		248	Murder and Nonnegligent Manslaughter			
Percent Cleared		57.14%	Negligent Manslaughter			
Group A Crimes per 100,000 population		N/A	Kidnapping/Abduction			
			Rape			
			Sodomy			
			Sexual Assault With An Object			
			Fondling			
			Incest			
			Statutory Rape			
			Aggravated Assault			
			Simple Assault			
			Intimidation			
			Human Trafficking, Commercial Sex Acts			
			Human Trafficking, Involuntary Servitude			
			Crimes Against Property			
			Arson			
			Bribery			
			Burglary/Breaking & Entering			
			Counterfeiting/Forgery			
			Destruction/Damage/Vandalism of Property			
			Embezzlement			
			Extortion/Blackmail			
			False Pretenses/Swindle/Confidence Game			
			Credit Card/Automated Teller Machine Fraud			
			Impersonation			
			Welfare Fraud			
			Wire Fraud			
			Identity Theft			
			Hacking/Computer Invasion			
			Robbery			
			Pocket-picking			
			Purse-snatching			
			Shoplifting			
			Theft From Building			
			Theft From Coin Operated Machine or Device			
			Theft from Motor Vehicle			
			Theft of Motor Vehicle Parts/Accessories			
			All Other Larceny			
			Motor Vehicle Theft			
			Stolen Property Offenses			
			Crimes Against Society			
			419	233	315	0
			1	1	0	0
			0	0	0	0
			0	0	0	0
			0	0	0	0
			0	0	0	0
			0	0	0	0
			0	0	0	0
			0	0	0	0
			0	0	0	0
			0	0	0	0
			0	0	0	0
			0	0	0	0
			12	12	1	0
			0	0	0	0
			434	248	318	0

(*) Offenses are counted using the FBI Units of Count for Crime

(**) The "Arrests" column shows arrests made for incidents during the selected period, regardless of arrest date. Arrest counts for the same period may change over time.

This report is valid as of April 27, 2021 and is subject to change

Maine State Police — MEMSP0000 — NIBRS Agency Crime Overview — 2020

2020 Population Estimate			N/A	Offenses (*)		Arrests (**)	
				Reported	Cleared	Adult	Juvenile
Offense Overview				Group A Offenses			
				Crimes Against Persons			
Offense Total	3,162		Murder and Nonnegligent Manslaughter	7	7	5	0
Number Cleared	1,909		Negligent Manslaughter	3	3	3	0
Percent Cleared	60.37%		Kidnapping/Abduction	0	0	0	0
Group A Crimes per 100,000 population	N/A		Rape	51	21	2	1
			Sodomy	11	4	0	0
			Sexual Assault With An Object	1	1	0	0
			Fondling	76	36	7	2
			Incest	0	0	0	0
Arrest Overview			Statutory Rape	0	0	0	0
Total Arrests	2,314		Aggravated Assault	53	49	31	0
Adult Arrests	2,255		Simple Assault	495	441	255	8
Juvenile Arrests	59		Intimidation	461	339	69	5
Unknown Age	0		Human Trafficking, Commercial Sex Acts	0	0	0	0
Arrests per 100,000 population	N/A		Human Trafficking, Involuntary Servitude	0	0	0	0
Average number offenses/incident	1.14		Crimes Against Property				
			Arson	2	1	0	0
			Bribery	0	0	0	0
			Burglary/Breaking & Entering	202	72	50	15
			Counterfeiting/Forgery	22	15	8	0
			Destruction/Damage/Vandalism of Property	353	146	44	3
			Embezzlement	2	1	0	0
			Extortion/Blackmail	0	0	0	0
			False Pretenses/Swindle/Confidence Game	65	12	7	0
			Credit Card/Automated Teller Machine Fraud	4	2	0	0
			Impersonation	25	6	4	0
			Welfare Fraud	0	0	0	0
			Wire Fraud	18	1	0	0
			Identity Theft	0	0	0	0
			Hacking/Computer Invasion	0	0	0	0
			Robbery	2	2	1	0
			Pocket-picking	0	0	0	0
			Purse-snatching	0	0	0	0
			Shoplifting	22	16	1	0
			Theft From Building	11	5	0	0
			Theft From Coin Operated Machine or Device	0	0	0	0
			Theft from Motor Vehicle	37	8	8	0
			Theft of Motor Vehicle Parts/Accessories	32	4	2	0
			All Other Larceny	481	161	90	3
			Motor Vehicle Theft	78	48	12	1
			Stolen Property Offenses	13	12	15	1
			Crimes Against Society				
			Drug/Narcotic Violations	363	352	425	5
			Drug Equipment Violations	86	79	49	1
			Betting/Wagering	0	0	0	0
			Operating/Promoting/Assisting Gambling	0	0	0	0
			Gambling Equipment Violations	0	0	0	0
			Sports Tampering	0	0	0	0
			Pornography/Obscene Material	143	32	15	1
			Prostitution	0	0	0	0
			Assisting or Promoting Prostitution	0	0	0	0
			Purchasing Prostitution	0	0	0	0
			Weapon Law Violations	42	33	12	0
			Animal Cruelty	1	0	0	0
			Total Group A Offenses	3,162	1,909	1,115	46
Group B Arrests							
Offense	Adult	Juvenile					
Bad Checks	3	0					
Curfew/Loitering/Vagrancy Violations	0	0					
Disorderly Conduct	33	0					
Driving Under the Influence	492	2					
Drunkenness	0	0					
Family Offenses (Nonviolent)	6	0					
Liquor Law Violations	13	7					
Peeping Tom	0	0					
Trespass of Real Property	29	0					
All Other Offenses	564	4					
Total Group B	1,140	13					

(*) Offenses are counted using the FBI Units of Count for Crime

(**) The "Arrests" column shows arrests made for incidents during the selected period, regardless of arrest date. Arrest counts for the same period may change over time.

This report is valid as of April 27, 2021 and is subject to change

Monmouth PD — ME0060600 — NIBRS Agency Crime Overview — 2020

2020 Population Estimate	4,139				
		Offenses (*)		Arrests (**)	
		Reported	Cleared	Adult	Juvenile
Offense Overview		Group A Offenses			
Offense Total	46	Crimes Against Persons			
Number Cleared	11	Murder and Nonnegligent Manslaughter	0	0	0
Percent Cleared	23.91%	Negligent Manslaughter	0	0	0
Group A Crimes per 100,000 population	1,111.4	Kidnapping/Abduction	0	0	0
		Rape	1	0	0
		Sodomy	0	0	0
		Sexual Assault With An Object	0	0	0
		Fondling	1	0	0
		Incest	0	0	0
Arrest Overview		Statutory Rape	1	0	0
Total Arrests	64	Aggravated Assault	1	0	0
Adult Arrests	64	Simple Assault	11	8	5
Juvenile Arrests	0	Intimidation	0	0	1
Unknown Age	0	Human Trafficking, Commercial Sex Acts	0	0	0
Arrests per 100,000 population	1,546.3	Human Trafficking, Involuntary Servitude	0	0	0
Average number offenses/incident	1.07	Crimes Against Property			
		Arson	0	0	0
		Bribery	0	0	0
		Burglary/Breaking & Entering	4	0	0
		Counterfeiting/Forgery	0	0	0
		Destruction/Damage/Vandalism of Property	4	1	0
		Embezzlement	0	0	0
		Extortion/Blackmail	0	0	0
		False Pretenses/Swindle/Confidence Game	1	0	0
		Credit Card/Automated Teller Machine Fraud	0	0	0
		Impersonation	0	0	0
		Welfare Fraud	0	0	0
		Wire Fraud	0	0	0
		Identity Theft	12	0	0
		Hacking/Computer Invasion	0	0	0
		Robbery	0	0	0
		Pocket-picking	0	0	0
		Purse-snatching	0	0	0
		Shoplifting	0	0	0
		Theft From Building	2	0	0
		Theft From Coin Operated Machine or Device	0	0	0
		Theft from Motor Vehicle	2	0	0
		Theft of Motor Vehicle Parts/Accessories	0	0	0
		All Other Larceny	4	1	0
		Motor Vehicle Theft	1	0	0
		Stolen Property Offenses	0	0	0
		Crimes Against Society			
		Drug/Narcotic Violations	1	1	1
		Drug Equipment Violations	0	0	0
		Betting/Wagering	0	0	0
		Operating/Promoting/Assisting Gambling	0	0	0
		Gambling Equipment Violations	0	0	0
		Sports Tampering	0	0	0
		Pornography/Obscene Material	0	0	0
		Prostitution	0	0	0
		Assisting or Promoting Prostitution	0	0	0
		Purchasing Prostitution	0	0	0
		Weapon Law Violations	0	0	0
		Animal Cruelty	0	0	0
		Total Group A Offenses	46	11	7

(*) Offenses are counted using the FBI Units of Count for Crime

(**) The "Arrests" column shows arrests made for incidents during the selected period, regardless of arrest date. Arrest counts for the same period may change over time.

This report is valid as of April 27, 2021 and is subject to change

North Berwick PD — ME0161100 — NIBRS Agency Crime Overview — 2020

2020 Population Estimate		4,744	Offenses (*)		Arrests (**)	
			Reported	Cleared	Adult	Juvenile
Group A Offenses						
Crimes Against Persons						
Offense Total	105	Murder and Nonnegligent Manslaughter	0	0	0	0
Number Cleared	55	Negligent Manslaughter	0	0	0	0
Percent Cleared	52.38%	Kidnapping/Abduction	0	0	0	0
Group A Crimes per 100,000 population	2,213.3	Rape	2	1	1	0
		Sodomy	0	0	0	0
		Sexual Assault With An Object	0	0	0	0
		Fondling	1	0	0	0
		Incest	0	0	0	0
		Statutory Rape	1	0	0	0
		Aggravated Assault	1	1	1	0
		Simple Assault	19	17	15	1
		Intimidation	9	4	2	2
		Human Trafficking, Commercial Sex Acts	0	0	0	0
		Human Trafficking, Involuntary Servitude	0	0	0	0
Crimes Against Property						
		Arson	0	0	0	0
		Bribery	0	0	0	0
		Burglary/Breaking & Entering	4	1	1	0
		Counterfeiting/Forgery	2	0	0	0
		Destruction/Damage/Vandalism of Property	7	1	0	0
		Embezzlement	0	0	0	0
		Extortion/Blackmail	0	0	0	0
		False Pretenses/Swindle/Confidence Game	6	2	1	0
		Credit Card/Automated Teller Machine Fraud	0	0	0	0
		Impersonation	0	0	0	0
		Welfare Fraud	0	0	0	0
		Wire Fraud	0	0	0	0
		Identity Theft	0	0	0	0
		Hacking/Computer Invasion	0	0	0	0
		Robbery	0	0	0	0
		Pocket-picking	0	0	0	0
		Purse-snatching	0	0	0	0
		Shoplifting	0	0	0	0
		Theft From Building	0	0	0	0
		Theft From Coin Operated Machine or Device	0	0	0	0
		Theft from Motor Vehicle	2	1	0	0
		Theft of Motor Vehicle Parts/Accessories	0	0	0	0
		All Other Larceny	24	5	8	0
		Motor Vehicle Theft	3	0	0	0
		Stolen Property Offenses	0	0	0	0
Crimes Against Society						
		Drug/Narcotic Violations	17	16	10	3
		Drug Equipment Violations	5	5	3	0
		Betting/Wagering	0	0	0	0
		Operating/Promoting/Assisting Gambling	0	0	0	0
		Gambling Equipment Violations	0	0	0	0
		Sports Tampering	0	0	0	0
		Pornography/Obscene Material	1	0	0	0
		Prostitution	0	0	0	0
		Assisting or Promoting Prostitution	0	0	0	0
		Purchasing Prostitution	0	0	0	0
		Weapon Law Violations	1	1	1	0
		Animal Cruelty	0	0	0	0
Total Group A Offenses			105	55	43	6

Group B Arrests		
Offense	Adult	Juvenile
Bad Checks	1	0
Curfew/Loitering/Vagrancy Violations	0	0
Disorderly Conduct	0	1
Driving Under the Influence	18	0
Drunkenness	0	0
Family Offenses (Nonviolent)	0	0
Liquor Law Violations	1	0
Peeping Tom	0	0
Trespass of Real Property	1	0
All Other Offenses	51	1
Total Group B	72	2

(*) Offenses are counted using the FBI Units of Count for Crime

(**) The "Arrests" column shows arrests made for incidents during the selected period, regardless of arrest date. Arrest counts for the same period may change over time.

This report is valid as of April 27, 2021 and is subject to change

Oakland PD — ME0060500 — NIBRS Agency Crime Overview — 2020

2020 Population Estimate	6,317				
		Offenses (*)		Arrests (**)	
		Reported	Cleared	Adult	Juvenile
Offense Overview		Group A Offenses			
Offense Total	89	Crimes Against Persons			
Number Cleared	40	Murder and Nonnegligent Manslaughter	0	0	0
Percent Cleared	44.94%	Negligent Manslaughter	0	0	0
Group A Crimes per 100,000 population	1,408.9	Kidnapping/Abduction	0	0	0
		Rape	0	0	0
		Sodomy	0	0	0
		Sexual Assault With An Object	0	0	0
		Fondling	0	0	0
		Incest	0	0	0
Arrest Overview		Statutory Rape	2	1	0
Total Arrests	64	Aggravated Assault	1	1	0
Adult Arrests	54	Simple Assault	16	12	9
Juvenile Arrests	10	Intimidation	2	2	1
Unknown Age	0	Human Trafficking, Commercial Sex Acts	0	0	0
Arrests per 100,000 population	1,013.1	Human Trafficking, Involuntary Servitude	0	0	0
Average number offenses/incident	1.06	Crimes Against Property			
		Arson	0	0	0
		Bribery	0	0	0
		Burglary/Breaking & Entering	5	2	1
		Counterfeiting/Forgery	0	0	0
		Destruction/Damage/Vandalism of Property	17	5	1
		Embezzlement	0	0	0
		Extortion/Blackmail	0	0	0
		False Pretenses/Swindle/Confidence Game	5	2	0
		Credit Card/Automated Teller Machine Fraud	1	0	0
		Impersonation	0	0	0
		Welfare Fraud	0	0	0
		Wire Fraud	0	0	0
		Identity Theft	0	0	0
		Hacking/Computer Invasion	0	0	0
		Robbery	0	0	0
		Pocket-picking	0	0	0
		Purse-snatching	0	0	0
		Shoplifting	0	0	0
		Theft From Building	0	0	0
		Theft From Coin Operated Machine or Device	0	0	0
		Theft from Motor Vehicle	1	1	0
		Theft of Motor Vehicle Parts/Accessories	0	0	0
		All Other Larceny	32	9	6
		Motor Vehicle Theft	6	4	0
		Stolen Property Offenses	0	0	0
		Crimes Against Society			
		Drug/Narcotic Violations	0	0	0
		Drug Equipment Violations	0	0	0
		Betting/Wagering	0	0	0
		Operating/Promoting/Assisting Gambling	0	0	0
		Gambling Equipment Violations	0	0	0
		Sports Tampering	0	0	0
		Pornography/Obscene Material	0	0	0
		Prostitution	0	0	0
		Assisting or Promoting Prostitution	0	0	0
		Purchasing Prostitution	0	0	0
		Weapon Law Violations	1	1	0
		Animal Cruelty	0	0	0
		Total Group A Offenses	89	40	19
					7

(*) Offenses are counted using the FBI Units of Count for Crime

(**) The "Arrests" column shows arrests made for incidents during the selected period, regardless of arrest date. Arrest counts for the same period may change over time.

This report is valid as of April 27, 2021 and is subject to change

Office of State Fire Marshal — ME0617000 — NIBRS Agency Crime Overview — 2020

2020 Population Estimate			N/A	Offenses (*)		Arrests (**)	
				Reported	Cleared	Adult	Juvenile
Offense Overview				Crimes Against Persons			
Offense Total	118		Murder and Nonnegligent Manslaughter	0	0	0	0
Number Cleared	49		Negligent Manslaughter	0	0	0	0
Percent Cleared	41.53%		Kidnapping/Abduction	0	0	0	0
Group A Crimes per 100,000 population	N/A		Rape	0	0	0	0
			Sodomy	0	0	0	0
			Sexual Assault With An Object	0	0	0	0
			Fondling	0	0	0	0
			Incest	0	0	0	0
			Statutory Rape	0	0	0	0
			Aggravated Assault	1	1	1	0
			Simple Assault	0	0	0	0
			Intimidation	0	0	0	0
			Human Trafficking, Commercial Sex Acts	0	0	0	0
			Human Trafficking, Involuntary Servitude	0	0	0	0
			Crimes Against Property				
			Arson	107	42	22	14
			Bribery	0	0	0	0
			Burglary/Breaking & Entering	2	1	0	0
			Counterfeiting/Forgery	1	0	0	0
			Destruction/Damage/Vandalism of Property	4	3	1	3
			Embezzlement	0	0	0	0
			Extortion/Blackmail	0	0	0	0
			False Pretenses/Swindle/Confidence Game	2	1	1	0
			Credit Card/Automated Teller Machine Fraud	0	0	0	0
			Impersonation	0	0	0	0
			Welfare Fraud	0	0	0	0
			Wire Fraud	0	0	0	0
			Identity Theft	0	0	0	0
			Hacking/Computer Invasion	0	0	0	0
			Robbery	0	0	0	0
			Pocket-picking	0	0	0	0
			Purse-snatching	0	0	0	0
			Shoplifting	0	0	0	0
			Theft From Building	0	0	0	0
			Theft From Coin Operated Machine or Device	0	0	0	0
			Theft from Motor Vehicle	0	0	0	0
			Theft of Motor Vehicle Parts/Accessories	0	0	0	0
			All Other Larceny	1	1	1	0
			Motor Vehicle Theft	0	0	0	0
			Stolen Property Offenses	0	0	0	0
			Crimes Against Society				
			Drug/Narcotic Violations	0	0	0	0
			Drug Equipment Violations	0	0	0	0
			Betting/Wagering	0	0	0	0
			Operating/Promoting/Assisting Gambling	0	0	0	0
			Gambling Equipment Violations	0	0	0	0
			Sports Tampering	0	0	0	0
			Pornography/Obscene Material	0	0	0	0
			Prostitution	0	0	0	0
			Assisting or Promoting Prostitution	0	0	0	0
			Purchasing Prostitution	0	0	0	0
			Weapon Law Violations	0	0	0	0
			Animal Cruelty	0	0	0	0
			Total Group A Offenses				
				118	49	26	17

Group B Arrests		
Offense	Adult	Juvenile
Bad Checks	0	0
Curfew/Loitering/Vagrancy Violations	0	0
Disorderly Conduct	0	0
Driving Under the Influence	0	0
Drunkenness	0	0
Family Offenses (Nonviolent)	0	0
Liquor Law Violations	0	0
Peeping Tom	0	0
Trespass of Real Property	1	0
All Other Offenses	4	0
Total Group B	5	0

(*) Offenses are counted using the FBI Units of Count for Crime

(**) The "Arrests" column shows arrests made for incidents during the selected period, regardless of arrest date. Arrest counts for the same period may change over time.

This report is valid as of April 27, 2021 and is subject to change

Old Orchard Beach PD — ME0160300 — NIBRS Agency Crime Overview — 2020

2020 Population Estimate			9,061	Offenses (*)		Arrests (**)	
				Reported	Cleared	Adult	Juvenile
Offense Overview				Crimes Against Persons			
Offense Total	392	Murder and Nonnegligent Manslaughter		0	0	0	0
Number Cleared	164	Negligent Manslaughter		0	0	0	0
Percent Cleared	41.84%	Kidnapping/Abduction		0	0	0	0
Group A Crimes per 100,000 population	4,326.2	Rape		11	2	0	0
		Sodomy		1	0	0	0
		Sexual Assault With An Object		0	0	0	0
		Fondling		1	0	0	0
Total Arrests	364	Incest		0	0	0	0
Adult Arrests	341	Statutory Rape		1	1	1	0
Juvenile Arrests	23	Aggravated Assault		10	7	7	0
Unknown Age	0	Simple Assault		70	50	34	3
Arrests per 100,000 population	4,017.2	Intimidation		64	15	14	0
		Human Trafficking, Commercial Sex Acts		0	0	0	0
		Human Trafficking, Involuntary Servitude		0	0	0	0
Arrest Overview				Crimes Against Property			
Group B Arrests				Arson	0	0	0
Offense	Adult	Juvenile		Bribery	1	0	0
Bad Checks	0	0		Burglary/Breaking & Entering	13	0	0
Curfew/Loitering/Vagrancy Violations	0	0		Counterfeiting/Forgery	2	0	0
Disorderly Conduct	19	0		Destruction/Damage/Vandalism of Property	33	11	6
Driving Under the Influence	42	0		Embezzlement	0	0	0
Drunkenness	0	0		Extortion/Blackmail	0	0	0
Family Offenses (Nonviolent)	0	0		False Pretenses/Swindle/Confidence Game	23	4	2
Liquor Law Violations	40	11		Credit Card/Automated Teller Machine Fraud	9	1	1
Peeping Tom	0	0		Impersonation	6	0	0
Trespass of Real Property	7	0		Welfare Fraud	1	0	0
All Other Offenses	126	4		Wire Fraud	0	0	0
Total Group B	234	15		Identity Theft	1	0	0
				Hacking/Computer Invasion	0	0	0
				Robbery	0	0	0
				Pocket-picking	0	0	0
				Purse-snatching	0	0	0
				Shoplifting	6	5	3
				Theft From Building	0	0	0
				Theft From Coin Operated Machine or Device	0	0	0
				Theft from Motor Vehicle	17	3	3
				Theft of Motor Vehicle Parts/Accessories	1	0	0
				All Other Larceny	51	8	7
				Motor Vehicle Theft	10	7	2
				Stolen Property Offenses	0	0	0
				Crimes Against Society			
				Drug/Narcotic Violations	38	34	22
				Drug Equipment Violations	12	9	1
				Betting/Wagering	0	0	0
				Operating/Promoting/Assisting Gambling	0	0	0
				Gambling Equipment Violations	0	0	0
				Sports Tampering	0	0	0
				Pornography/Obscene Material	1	0	0
				Prostitution	0	0	0
				Assisting or Promoting Prostitution	0	0	0
				Purchasing Prostitution	0	0	0
				Weapon Law Violations	8	7	4
				Animal Cruelty	1	0	0
				Total Group A Offenses			
				392	164	107	8

(*) Offenses are counted using the FBI Units of Count for Crime

(**) The "Arrests" column shows arrests made for incidents during the selected period, regardless of arrest date. Arrest counts for the same period may change over time.

This report is valid as of April 27, 2021 and is subject to change

Rockland PD — ME0070200 — NIBRS Agency Crime Overview — 2020

2020 Population Estimate	7,151				
		Offenses (*)		Arrests (**)	
		Reported	Cleared	Adult	Juvenile
Offense Overview		Group A Offenses			
Offense Total	423	Crimes Against Persons			
Number Cleared	108	Murder and Nonnegligent Manslaughter	0	0	0
Percent Cleared	25.53%	Negligent Manslaughter	0	0	0
Group A Crimes per 100,000 population	5,915.3	Kidnapping/Abduction	1	0	1
		Rape	1	0	0
		Sodomy	0	0	0
		Sexual Assault With An Object	0	0	0
		Fondling	0	0	0
Arrest Overview		Incest	0	0	0
Total Arrests	183	Statutory Rape	0	0	0
Adult Arrests	181	Aggravated Assault	6	4	2
Juvenile Arrests	2	Simple Assault	45	23	11
Unknown Age	0	Intimidation	101	12	4
Arrests per 100,000 population	2,559.1	Human Trafficking, Commercial Sex Acts	0	0	0
		Human Trafficking, Involuntary Servitude	0	0	0
Average number offenses/incident	1.09	Crimes Against Property			
		Arson	1	0	0
		Bribery	0	0	0
		Burglary/Breaking & Entering	15	6	6
		Counterfeiting/Forgery	0	0	0
		Destruction/Damage/Vandalism of Property	69	8	1
		Embezzlement	0	0	0
		Extortion/Blackmail	0	0	0
		False Pretenses/Swindle/Confidence Game	31	3	0
		Credit Card/Automated Teller Machine Fraud	0	0	0
		Impersonation	0	0	0
		Welfare Fraud	0	0	0
		Wire Fraud	0	0	0
		Identity Theft	0	0	0
		Hacking/Computer Invasion	0	0	0
		Robbery	0	0	0
		Pocket-picking	0	0	0
		Purse-snatching	1	0	0
		Shoplifting	0	0	0
		Theft From Building	7	4	0
		Theft From Coin Operated Machine or Device	0	0	0
		Theft from Motor Vehicle	20	2	1
		Theft of Motor Vehicle Parts/Accessories	0	0	0
		All Other Larceny	81	9	1
		Motor Vehicle Theft	2	2	0
		Stolen Property Offenses	0	0	0
		Crimes Against Society			
		Drug/Narcotic Violations	33	28	23
		Drug Equipment Violations	2	2	1
		Betting/Wagering	0	0	0
		Operating/Promoting/Assisting Gambling	0	0	0
		Gambling Equipment Violations	0	0	0
		Sports Tampering	0	0	0
		Pornography/Obscene Material	1	0	0
		Prostitution	0	0	0
		Assisting or Promoting Prostitution	0	0	0
		Purchasing Prostitution	0	0	0
		Weapon Law Violations	6	5	2
		Animal Cruelty	0	0	0
		Total Group A Offenses	423	108	53
					1

(*) Offenses are counted using the FBI Units of Count for Crime

(**) The "Arrests" column shows arrests made for incidents during the selected period, regardless of arrest date. Arrest counts for the same period may change over time.

This report is valid as of April 27, 2021 and is subject to change

Sabattus PD — ME0010700 — NIBRS Agency Crime Overview — 2020

2020 Population Estimate	5,054				
		Offenses (*)		Arrests (**)	
		Reported	Cleared	Adult	Juvenile
Offense Overview		Group A Offenses			
Offense Total	78	Crimes Against Persons			
Number Cleared	26	Murder and Nonnegligent Manslaughter	0	0	0
Percent Cleared	33.33%	Negligent Manslaughter	0	0	0
Group A Crimes per 100,000 population	1,543.3	Kidnapping/Abduction	0	0	0
		Rape	0	0	0
		Sodomy	0	0	0
		Sexual Assault With An Object	0	0	0
		Fondling	0	0	0
Arrest Overview		Incest	0	0	0
Total Arrests	84	Statutory Rape	0	0	0
Adult Arrests	79	Aggravated Assault	5	5	4
Juvenile Arrests	5	Simple Assault	13	6	7
Unknown Age	0	Intimidation	9	3	2
Arrests per 100,000 population	1,662.0	Human Trafficking, Commercial Sex Acts	0	0	0
		Human Trafficking, Involuntary Servitude	0	0	0
Average number offenses/incident	1.07	Crimes Against Property			
		Arson	0	0	0
		Bribery	0	0	0
		Burglary/Breaking & Entering	9	1	0
		Counterfeiting/Forgery	2	0	0
		Destruction/Damage/Vandalism of Property	14	3	2
		Embezzlement	0	0	0
		Extortion/Blackmail	0	0	0
		False Pretenses/Swindle/Confidence Game	0	0	0
		Credit Card/Automated Teller Machine Fraud	1	1	0
		Impersonation	2	1	1
		Welfare Fraud	0	0	0
		Wire Fraud	0	0	0
		Identity Theft	0	0	0
		Hacking/Computer Invasion	0	0	0
		Robbery	0	0	0
		Pocket-picking	0	0	0
		Purse-snatching	0	0	0
		Shoplifting	0	0	0
		Theft From Building	1	0	0
		Theft From Coin Operated Machine or Device	0	0	0
		Theft from Motor Vehicle	1	0	0
		Theft of Motor Vehicle Parts/Accessories	0	0	0
		All Other Larceny	13	0	0
		Motor Vehicle Theft	1	0	0
		Stolen Property Offenses	0	0	0
		Crimes Against Society			
		Drug/Narcotic Violations	5	5	3
		Drug Equipment Violations	1	1	0
		Betting/Wagering	0	0	0
		Operating/Promoting/Assisting Gambling	0	0	0
		Gambling Equipment Violations	0	0	0
		Sports Tampering	0	0	0
		Pornography/Obscene Material	0	0	0
		Prostitution	0	0	0
		Assisting or Promoting Prostitution	0	0	0
		Purchasing Prostitution	0	0	0
		Weapon Law Violations	0	0	0
		Animal Cruelty	1	0	0
		Total Group A Offenses	78	26	19
					3

(*) Offenses are counted using the FBI Units of Count for Crime

(**) The "Arrests" column shows arrests made for incidents during the selected period, regardless of arrest date. Arrest counts for the same period may change over time.

This report is valid as of April 27, 2021 and is subject to change

Saco PD — ME0160400 — NIBRS Agency Crime Overview — 2020

2020 Population Estimate			20,133		Offenses (*)		Arrests (**)	
					Reported	Cleared	Adult	Juvenile
Offense Overview			Group A Offenses					
			Crimes Against Persons					
Offense Total	1,129		Murder and Nonnegligent Manslaughter		0	0	0	0
Number Cleared	346		Negligent Manslaughter		0	0	0	0
Percent Cleared	30.65%		Kidnapping/Abduction		1	1	0	0
Group A Crimes per 100,000 population	5,607.7		Rape		6	1	0	0
			Sodomy		1	0	0	0
			Sexual Assault With An Object		0	0	0	0
			Fondling		2	0	0	0
			Incest		0	0	0	0
			Statutory Rape		1	1	1	0
			Aggravated Assault		16	14	10	0
			Simple Assault		203	140	60	12
			Intimidation		148	23	11	1
			Human Trafficking, Commercial Sex Acts		0	0	0	0
			Human Trafficking, Involuntary Servitude		0	0	0	0
			Crimes Against Property					
			Arson		2	1	1	0
			Bribery		0	0	0	0
			Burglary/Breaking & Entering		28	2	1	0
			Counterfeiting/Forgery		10	4	3	0
			Destruction/Damage/Vandalism of Property		171	45	16	2
			Embezzlement		54	0	0	0
			Extortion/Blackmail		5	0	0	0
			False Pretenses/Swindle/Confidence Game		63	8	4	0
			Credit Card/Automated Teller Machine Fraud		19	5	0	0
			Impersonation		21	1	0	0
			Welfare Fraud		0	0	0	0
			Wire Fraud		3	0	0	0
			Identity Theft		51	0	0	0
			Hacking/Computer Invasion		1	0	0	0
			Robbery		1	1	2	0
			Pocket-picking		0	0	0	0
			Purse-snatching		1	0	0	0
			Shoplifting		32	24	17	2
			Theft From Building		49	7	4	0
			Theft From Coin Operated Machine or Device		0	0	0	0
			Theft from Motor Vehicle		58	2	2	0
			Theft of Motor Vehicle Parts/Accessories		6	0	0	0
			All Other Larceny		87	13	6	0
			Motor Vehicle Theft		26	13	6	0
			Stolen Property Offenses		3	1	0	0
			Crimes Against Society					
			Drug/Narcotic Violations		40	26	13	1
			Drug Equipment Violations		13	10	1	0
			Betting/Wagering		0	0	0	0
			Operating/Promoting/Assisting Gambling		0	0	0	0
			Gambling Equipment Violations		0	0	0	0
			Sports Tampering		0	0	0	0
			Pornography/Obscene Material		0	0	0	0
			Prostitution		0	0	0	0
			Assisting or Promoting Prostitution		0	0	0	0
			Purchasing Prostitution		0	0	0	0
			Weapon Law Violations		3	2	1	0
			Animal Cruelty		4	1	0	0
			Total Group A Offenses		1,129	346	159	18
Group B Arrests								
Offense	Adult	Juvenile						
Bad Checks	1	0						
Curfew/Loitering/Vagrancy Violations	0	0						
Disorderly Conduct	7	0						
Driving Under the Influence	87	1						
Drunkenness	0	0						
Family Offenses (Nonviolent)	4	0						
Liquor Law Violations	5	1						
Peeping Tom	0	0						
Trespass of Real Property	12	3						
All Other Offenses	204	1						
Total Group B	320	6						

(*) Offenses are counted using the FBI Units of Count for Crime

(**) The "Arrests" column shows arrests made for incidents during the selected period, regardless of arrest date. Arrest counts for the same period may change over time.

This report is valid as of April 27, 2021 and is subject to change

Sagadahoc SO — ME0120000 — NIBRS Agency Crime Overview — 2020

2020 Population Estimate	13,069				
Offense Overview		Offenses (*)		Arrests (**)	
		Reported	Cleared	Adult	Juvenile
Offense Total		241			
Number Cleared		136			
Percent Cleared		56.43%			
Group A Crimes per 100,000 population		1,844.1			
Arrest Overview		Crimes Against Persons			
		Total Arrests	160		
Total Arrests		160			
Adult Arrests		154			
Juvenile Arrests		6			
Unknown Age		0			
Arrests per 100,000 population		1,224.3			
Average number offenses/incident		1.07			
Group B Arrests		Crimes Against Property			
		Arson	1	1	0
Offense		Bribery	0	0	0
Adult		Burglary/Breaking & Entering	13	3	4
Juvenile		Counterfeiting/Forgery	0	0	0
Bad Checks		Disorderly Conduct	3	1	0
Curfew/Loitering/Vagrancy Violations		Driving Under the Influence	56	0	0
Disorderly Conduct		Drunkenness	0	0	0
Driving Under the Influence		Family Offenses (Nonviolent)	0	0	0
Drunkenness		Liquor Law Violations	10	2	0
Family Offenses (Nonviolent)		Peeping Tom	0	0	0
Liquor Law Violations		Trespass of Real Property	5	0	0
Peeping Tom		All Other Offenses	18	0	0
Trespass of Real Property		Total Group B	92	3	
All Other Offenses		Crimes Against Society			
Total Group B		Drug/Narcotic Violations	8	7	6
		Drug Equipment Violations	0	0	0
		Betting/Wagering	0	0	0
		Operating/Promoting/Assisting Gambling	0	0	0
		Gambling Equipment Violations	0	0	0
		Sports Tampering	0	0	0
		Pornography/Obscene Material	0	0	0
		Prostitution	0	0	0
		Assisting or Promoting Prostitution	0	0	0
		Purchasing Prostitution	0	0	0
		Weapon Law Violations	0	0	0
		Animal Cruelty	0	0	0
		Total Group A Offenses	241	136	62
					3

(*) Offenses are counted using the FBI Units of Count for Crime

(**) The "Arrests" column shows arrests made for incidents during the selected period, regardless of arrest date. Arrest counts for the same period may change over time.

This report is valid as of April 27, 2021 and is subject to change

Sanford PD — ME0160500 — NIBRS Agency Crime Overview — 2020

2020 Population Estimate	21,272				
		Offenses (*)		Arrests (**)	
		Reported	Cleared	Adult	Juvenile
Offense Overview		Group A Offenses			
Offense Total	1,365	Crimes Against Persons			
Number Cleared	342	Murder and Nonnegligent Manslaughter	0	0	0
Percent Cleared	25.05%	Negligent Manslaughter	0	0	0
Group A Crimes per 100,000 population	6,416.9	Kidnapping/Abduction	0	0	0
		Rape	11	2	0
		Sodomy	0	0	0
		Sexual Assault With An Object	0	0	0
		Fondling	13	0	1
Arrest Overview		Incest	0	0	0
Total Arrests	524	Statutory Rape	1	0	0
Adult Arrests	477	Aggravated Assault	17	10	9
Juvenile Arrests	47	Simple Assault	212	113	93
Unknown Age	0	Intimidation	68	21	11
Arrests per 100,000 population	2,463.3	Human Trafficking, Commercial Sex Acts	0	0	0
		Human Trafficking, Involuntary Servitude	0	0	0
Average number offenses/incident	1.12	Crimes Against Property			
		Arson	6	1	0
		Bribery	0	0	0
		Burglary/Breaking & Entering	63	6	4
		Counterfeiting/Forgery	26	6	4
		Destruction/Damage/Vandalism of Property	229	45	26
		Embezzlement	0	0	0
		Extortion/Blackmail	3	0	0
		False Pretenses/Swindle/Confidence Game	29	2	2
		Credit Card/Automated Teller Machine Fraud	102	9	3
		Impersonation	0	0	0
		Welfare Fraud	0	0	0
		Wire Fraud	0	0	0
		Identity Theft	6	0	0
		Hacking/Computer Invasion	3	0	0
		Robbery	7	2	3
		Pocket-picking	0	0	0
		Purse-snatching	0	0	0
		Shoplifting	0	0	0
		Theft From Building	0	0	0
		Theft From Coin Operated Machine or Device	0	0	0
		Theft from Motor Vehicle	105	4	1
		Theft of Motor Vehicle Parts/Accessories	11	0	0
		All Other Larceny	389	88	75
		Motor Vehicle Theft	20	3	3
		Stolen Property Offenses	0	0	0
		Crimes Against Society			
		Drug/Narcotic Violations	29	22	14
		Drug Equipment Violations	11	7	1
		Betting/Wagering	0	0	0
		Operating/Promoting/Assisting Gambling	0	0	0
		Gambling Equipment Violations	0	0	0
		Sports Tampering	0	0	0
		Pornography/Obscene Material	2	0	0
		Prostitution	0	0	0
		Assisting or Promoting Prostitution	0	0	0
		Purchasing Prostitution	0	0	0
		Weapon Law Violations	2	1	1
		Animal Cruelty	0	0	0
		Total Group A Offenses	1,365	342	250
					32

(*) Offenses are counted using the FBI Units of Count for Crime

(**) The "Arrests" column shows arrests made for incidents during the selected period, regardless of arrest date. Arrest counts for the same period may change over time.

This report is valid as of April 27, 2021 and is subject to change

Scarborough PD — ME0030700 — NIBRS Agency Crime Overview — 2020

2020 Population Estimate	21,237				
		Offenses (*)		Arrests (**)	
		Reported	Cleared	Adult	Juvenile
Offense Overview		Group A Offenses			
Offense Total	791	Crimes Against Persons			
Number Cleared	260	Murder and Nonnegligent Manslaughter			
Percent Cleared	32.87%	Negligent Manslaughter			
Group A Crimes per 100,000 population	3,724.6	Kidnapping/Abduction			
		Rape			
		Sodomy			
		Sexual Assault With An Object			
		Fondling			
		Incest			
		Statutory Rape			
		Aggravated Assault			
		Simple Assault			
		Intimidation			
		Human Trafficking, Commercial Sex Acts			
		Human Trafficking, Involuntary Servitude			
Arrest Overview		Crimes Against Property			
Total Arrests	368	Arson			
Adult Arrests	355	Bribery			
Juvenile Arrests	13	Burglary/Breaking & Entering			
Unknown Age	0	Counterfeiting/Forgery			
Arrests per 100,000 population	1,732.8	Destruction/Damage/Vandalism of Property			
		Embezzlement			
		Extortion/Blackmail			
		False Pretenses/Swindle/Confidence Game			
		Credit Card/Automated Teller Machine Fraud			
		Impersonation			
		Welfare Fraud			
		Wire Fraud			
		Identity Theft			
		Hacking/Computer Invasion			
		Robbery			
		Pocket-picking			
		Purse-snatching			
		Shoplifting			
		Theft From Building			
		Theft From Coin Operated Machine or Device			
		Theft from Motor Vehicle			
		Theft of Motor Vehicle Parts/Accessories			
		All Other Larceny			
		Motor Vehicle Theft			
		Stolen Property Offenses			
		Crimes Against Society			
		Drug/Narcotic Violations			
		Drug Equipment Violations			
		Betting/Wagering			
		Operating/Promoting/Assisting Gambling			
		Gambling Equipment Violations			
		Sports Tampering			
		Pornography/Obscene Material			
		Prostitution			
		Assisting or Promoting Prostitution			
		Purchasing Prostitution			
		Weapon Law Violations			
		Animal Cruelty			
		Total Group A Offenses			
		791	260	199	11

(*) Offenses are counted using the FBI Units of Count for Crime

(**) The "Arrests" column shows arrests made for incidents during the selected period, regardless of arrest date. Arrest counts for the same period may change over time.

This report is valid as of April 27, 2021 and is subject to change

Skowhegan PD — ME0130200 — NIBRS Agency Crime Overview — 2020

2020 Population Estimate	8,202				
		Offenses (*)		Arrests (**)	
		Reported	Cleared	Adult	Juvenile
Offense Overview		Group A Offenses			
Offense Total	662	Crimes Against Persons			
Number Cleared	235	Murder and Nonnegligent Manslaughter	0	0	0
Percent Cleared	35.50%	Negligent Manslaughter	0	0	0
Group A Crimes per 100,000 population	8,071.2	Kidnapping/Abduction	1	0	0
		Rape	2	0	0
		Sodomy	0	0	0
		Sexual Assault With An Object	0	0	0
		Fondling	8	0	0
Arrest Overview		Incest	0	0	0
Total Arrests	383	Statutory Rape	2	1	0
Adult Arrests	357	Aggravated Assault	7	4	3
Juvenile Arrests	25	Simple Assault	135	68	53
Unknown Age	1	Intimidation	52	20	14
Arrests per 100,000 population	4,669.6	Human Trafficking, Commercial Sex Acts	0	0	0
		Human Trafficking, Involuntary Servitude	0	0	0
Average number offenses/incident	1.14	Crimes Against Property			
		Arson	1	1	0
		Bribery	0	0	0
		Burglary/Breaking & Entering	27	3	3
		Counterfeiting/Forgery	10	5	4
		Destruction/Damage/Vandalism of Property	117	25	13
		Embezzlement	0	0	0
		Extortion/Blackmail	0	0	0
		False Pretenses/Swindle/Confidence Game	17	1	1
		Credit Card/Automated Teller Machine Fraud	9	2	1
		Impersonation	0	0	0
		Welfare Fraud	0	0	0
		Wire Fraud	0	0	0
		Identity Theft	0	0	0
		Hacking/Computer Invasion	0	0	0
		Robbery	3	0	0
		Pocket-picking	0	0	0
		Purse-snatching	0	0	0
		Shoplifting	2	2	2
		Theft From Building	0	0	0
		Theft From Coin Operated Machine or Device	0	0	0
		Theft from Motor Vehicle	20	6	6
		Theft of Motor Vehicle Parts/Accessories	1	0	0
		All Other Larceny	177	48	37
		Motor Vehicle Theft	15	4	2
		Stolen Property Offenses	0	0	0
		Crimes Against Society			
		Drug/Narcotic Violations	32	28	16
		Drug Equipment Violations	18	14	2
		Betting/Wagering	0	0	0
		Operating/Promoting/Assisting Gambling	0	0	0
		Gambling Equipment Violations	0	0	0
		Sports Tampering	0	0	0
		Pornography/Obscene Material	2	0	0
		Prostitution	0	0	0
		Assisting or Promoting Prostitution	1	0	0
		Purchasing Prostitution	0	0	0
		Weapon Law Violations	3	3	1
		Animal Cruelty	0	0	0
		Total Group A Offenses	662	235	158
					20

(*) Offenses are counted using the FBI Units of Count for Crime

(**) The "Arrests" column shows arrests made for incidents during the selected period, regardless of arrest date. Arrest counts for the same period may change over time.

This report is valid as of April 27, 2021 and is subject to change

Somerset SO — ME0130000 — NIBRS Agency Crime Overview — 2020

2020 Population Estimate	31,740				
		Offenses (*)		Arrests (**)	
		Reported	Cleared	Adult	Juvenile
Offense Overview		Group A Offenses			
Offense Total	942	Crimes Against Persons			
Number Cleared	481	Murder and Nonnegligent Manslaughter	0	0	0
Percent Cleared	51.06%	Negligent Manslaughter	0	0	0
Group A Crimes per 100,000 population	2,967.9	Kidnapping/Abduction	1	1	0
		Rape	20	1	0
		Sodomy	1	0	0
		Sexual Assault With An Object	0	0	0
		Fondling	13	3	2
Arrest Overview		Incest	0	0	0
Total Arrests	539	Statutory Rape	4	2	2
Adult Arrests	520	Aggravated Assault	18	14	9
Juvenile Arrests	19	Simple Assault	230	191	75
Unknown Age	0	Intimidation	111	88	17
Arrests per 100,000 population	1,698.2	Human Trafficking, Commercial Sex Acts	0	0	0
		Human Trafficking, Involuntary Servitude	0	0	0
Average number offenses/incident	1.11	Crimes Against Property			
		Arson	0	0	0
		Bribery	0	0	0
		Burglary/Breaking & Entering	45	13	6
		Counterfeiting/Forgery	3	0	0
		Destruction/Damage/Vandalism of Property	163	51	12
		Embezzlement	0	0	0
		Extortion/Blackmail	0	0	0
		False Pretenses/Swindle/Confidence Game	22	5	0
		Credit Card/Automated Teller Machine Fraud	6	1	0
		Impersonation	0	0	0
		Welfare Fraud	0	0	0
		Wire Fraud	0	0	0
		Identity Theft	0	0	0
		Hacking/Computer Invasion	0	0	0
		Robbery	2	1	2
		Pocket-picking	0	0	0
		Purse-snatching	0	0	0
		Shoplifting	0	0	0
		Theft From Building	0	0	0
		Theft From Coin Operated Machine or Device	0	0	0
		Theft from Motor Vehicle	18	1	0
		Theft of Motor Vehicle Parts/Accessories	0	0	0
		All Other Larceny	211	58	15
		Motor Vehicle Theft	17	7	1
		Stolen Property Offenses	2	1	0
		Crimes Against Society			
		Drug/Narcotic Violations	39	34	29
		Drug Equipment Violations	6	4	0
		Betting/Wagering	0	0	0
		Operating/Promoting/Assisting Gambling	0	0	0
		Gambling Equipment Violations	0	0	0
		Sports Tampering	0	0	0
		Pornography/Obscene Material	6	1	0
		Prostitution	0	0	0
		Assisting or Promoting Prostitution	0	0	0
		Purchasing Prostitution	0	0	0
		Weapon Law Violations	4	4	1
		Animal Cruelty	0	0	0
		Total Group A Offenses	942	481	171
					8

(*) Offenses are counted using the FBI Units of Count for Crime

(**) The "Arrests" column shows arrests made for incidents during the selected period, regardless of arrest date. Arrest counts for the same period may change over time.

This report is valid as of April 27, 2021 and is subject to change

South Berwick PD — ME0161300 — NIBRS Agency Crime Overview — 2020

2020 Population Estimate	7,605				
Offense Overview		Offenses (*)		Arrests (**)	
		Reported	Cleared	Adult	Juvenile
Offense Total		159			
Number Cleared		34			
Percent Cleared		21.38%			
Group A Crimes per 100,000 population		2,090.7			
Arrest Overview		Crimes Against Persons			
		Total Arrests	71		
Total Arrests		71			
Adult Arrests		63			
Juvenile Arrests		8			
Unknown Age		0			
Arrests per 100,000 population		933.6			
Average number offenses/incident		1.08			
Group B Arrests		Crimes Against Property			
		Arson	0	0	0
Offense		Bribery	0	0	0
Adult		Burglary/Breaking & Entering	5	0	0
Juvenile		Counterfeiting/Forgery	1	1	1
Bad Checks		Disorderly Conduct	3	0	0
Curfew/Loitering/Vagrancy Violations		Driving Under the Influence	15	0	0
Disorderly Conduct		Drunkenness	0	0	0
Driving Under the Influence		Family Offenses (Nonviolent)	0	0	0
Drunkenness		Liquor Law Violations	5	1	1
Family Offenses (Nonviolent)		Peeping Tom	0	0	0
Liquor Law Violations		Trespass of Real Property	0	0	0
Peeping Tom		All Other Offenses	20	0	0
Trespass of Real Property		Total Group B	43	1	1
All Other Offenses		Crimes Against Society			
Total Group B		Drug/Narcotic Violations	12	6	7
		Drug Equipment Violations	6	5	0
		Betting/Wagering	0	0	0
		Operating/Promoting/Assisting Gambling	0	0	0
		Gambling Equipment Violations	0	0	0
		Sports Tampering	0	0	0
		Pornography/Obscene Material	0	0	0
		Prostitution	0	0	0
		Assisting or Promoting Prostitution	0	0	0
		Purchasing Prostitution	0	0	0
		Weapon Law Violations	1	0	0
		Animal Cruelty	0	0	0
		Total Group A Offenses	159	34	20
					7

(*) Offenses are counted using the FBI Units of Count for Crime

(**) The "Arrests" column shows arrests made for incidents during the selected period, regardless of arrest date. Arrest counts for the same period may change over time.

This report is valid as of April 27, 2021 and is subject to change

South Portland PD — ME0030600 — NIBRS Agency Crime Overview — 2020

2020 Population Estimate			25,593	Offenses (*)		Arrests (**)			
Offense Overview				Group A Offenses		Reported	Cleared	Adult	Juvenile
				Crimes Against Persons					
Offense Total	1,125			Murder and Nonnegligent Manslaughter	1	1	0	0	
Number Cleared	319			Negligent Manslaughter	0	0	0	0	
Percent Cleared	28.36%			Kidnapping/Abduction	5	1	1	0	
Group A Crimes per 100,000 population	4,395.7			Rape	4	1	0	0	
Arrest Overview				Sodomy	0	0	0	0	
				Sexual Assault With An Object	0	0	0	0	
Total Arrests	534			Fondling	7	1	0	0	
Adult Arrests	484			Incest	0	0	0	0	
Juvenile Arrests	50			Statutory Rape	0	0	0	0	
Unknown Age	0			Aggravated Assault	17	9	7	1	
Arrests per 100,000 population	2,086.5			Simple Assault	137	93	66	4	
Average number offenses/incident				Intimidation	50	21	13	2	
				Human Trafficking, Commercial Sex Acts	0	0	0	0	
				Human Trafficking, Involuntary Servitude	0	0	0	0	
				Crimes Against Property					
				Arson	5	3	3	0	
				Bribery	0	0	0	0	
				Burglary/Breaking & Entering	25	6	6	0	
				Counterfeiting/Forgery	18	4	4	0	
				Destruction/Damage/Vandalism of Property	164	24	13	5	
				Embezzlement	3	3	2	1	
				Extortion/Blackmail	0	0	0	0	
				False Pretenses/Swindle/Confidence Game	22	2	2	0	
				Credit Card/Automated Teller Machine Fraud	29	1	0	0	
				Impersonation	130	0	0	0	
				Welfare Fraud	2	1	1	0	
				Wire Fraud	35	1	1	0	
				Identity Theft	0	0	0	0	
				Hacking/Computer Invasion	0	0	0	0	
				Robbery	10	6	6	0	
				Pocket-picking	0	0	0	0	
				Purse-snatching	0	0	0	0	
				Shoplifting	99	48	37	8	
				Theft From Building	72	4	2	0	
				Theft From Coin Operated Machine or Device	0	0	0	0	
				Theft from Motor Vehicle	83	4	3	0	
				Theft of Motor Vehicle Parts/Accessories	10	0	0	0	
				All Other Larceny	83	8	6	1	
				Motor Vehicle Theft	34	9	4	1	
				Stolen Property Offenses	9	4	4	0	
				Crimes Against Society					
				Drug/Narcotic Violations	56	53	49	4	
				Drug Equipment Violations	10	10	3	0	
				Betting/Wagering	0	0	0	0	
				Operating/Promoting/Assisting Gambling	0	0	0	0	
				Gambling Equipment Violations	0	0	0	0	
				Sports Tampering	0	0	0	0	
				Pornography/Obscene Material	5	1	1	0	
				Prostitution	0	0	0	0	
				Assisting or Promoting Prostitution	0	0	0	0	
				Purchasing Prostitution	0	0	0	0	
				Weapon Law Violations	0	0	0	0	
				Animal Cruelty	0	0	0	0	
				Total Group A Offenses	1,125	319	234	27	

(*) Offenses are counted using the FBI Units of Count for Crime

(**) The "Arrests" column shows arrests made for incidents during the selected period, regardless of arrest date. Arrest counts for the same period may change over time.

This report is valid as of April 27, 2021 and is subject to change

Topsham PD — ME0120200 — NIBRS Agency Crime Overview — 2020

2020 Population Estimate		8,891	Offenses (*)		Arrests (**)			
Offense Overview			Group A Offenses		Reported	Cleared	Adult	Juvenile
			Crimes Against Persons					
Offense Total	233	Murder and Nonnegligent Manslaughter		0	0	0	0	
Number Cleared	105	Negligent Manslaughter		0	0	0	0	
Percent Cleared	45.06%	Kidnapping/Abduction		0	0	0	0	
Group A Crimes per 100,000 population	2,620.6	Rape		0	0	0	0	
		Sodomy		0	0	0	0	
		Sexual Assault With An Object		0	0	0	0	
		Fondling		0	0	0	0	
		Incest		0	0	0	0	
Arrest Overview			Statutory Rape		0	0	0	0
Total Arrests	127	Aggravated Assault		4	4	1	0	
Adult Arrests	123	Simple Assault		37	26	17	1	
Juvenile Arrests	4	Intimidation		68	38	4	0	
Unknown Age	0	Human Trafficking, Commercial Sex Acts		0	0	0	0	
Arrests per 100,000 population	1,428.4	Human Trafficking, Involuntary Servitude		0	0	0	0	
Average number offenses/incident	1.15	Crimes Against Property						
Group B Arrests			Arson		0	0	0	0
Offense	Adult	Juvenile	Bribery		0	0	0	0
Bad Checks	0	0	Burglary/Breaking & Entering		3	0	0	0
Curfew/Loitering/Vagrancy Violations	0	0	Counterfeiting/Forgery		2	0	0	0
Disorderly Conduct	2	1	Destruction/Damage/Vandalism of Property		34	8	2	0
Driving Under the Influence	32	0	Embezzlement		0	0	0	0
Drunkenness	0	0	Extortion/Blackmail		1	0	0	0
Family Offenses (Nonviolent)	0	0	False Pretenses/Swindle/Confidence Game		8	1	0	0
Liquor Law Violations	4	0	Credit Card/Automated Teller Machine Fraud		0	0	0	0
Peeping Tom	0	0	Impersonation		0	0	0	0
Trespass of Real Property	6	1	Welfare Fraud		0	0	0	0
All Other Offenses	34	0	Wire Fraud		0	0	0	0
Total Group B	78	2	Identity Theft		0	0	0	0
			Hacking/Computer Invasion		0	0	0	0
			Robbery		0	0	0	0
			Pocket-picking		0	0	0	0
			Purse-snatching		0	0	0	0
			Shoplifting		8	5	0	0
			Theft From Building		11	6	0	0
			Theft From Coin Operated Machine or Device		0	0	0	0
			Theft from Motor Vehicle		12	1	1	0
			Theft of Motor Vehicle Parts/Accessories		2	0	0	0
			All Other Larceny		30	9	15	1
			Motor Vehicle Theft		7	4	3	0
			Stolen Property Offenses		0	0	0	0
			Crimes Against Society					
			Drug/Narcotic Violations		4	2	2	0
			Drug Equipment Violations		0	0	0	0
			Betting/Wagering		0	0	0	0
			Operating/Promoting/Assisting Gambling		0	0	0	0
			Gambling Equipment Violations		0	0	0	0
			Sports Tampering		0	0	0	0
			Pornography/Obscene Material		0	0	0	0
			Prostitution		0	0	0	0
			Assisting or Promoting Prostitution		0	0	0	0
			Purchasing Prostitution		0	0	0	0
			Weapon Law Violations		2	1	0	0
			Animal Cruelty		0	0	0	0
			Total Group A Offenses		233	105	45	2

(*) Offenses are counted using the FBI Units of Count for Crime

(**) The "Arrests" column shows arrests made for incidents during the selected period, regardless of arrest date. Arrest counts for the same period may change over time.

This report is valid as of April 27, 2021 and is subject to change

University of Maine, Farmington — ME0040600 — NIBRS Agency Crime Overview — 2020

2020 Population Estimate		N/A	Offenses (*)		Arrests (**)		
			Group A Offenses	Reported	Cleared	Adult	Juvenile
Offense Overview			Crimes Against Persons				
Offense Total	16		Murder and Nonnegligent Manslaughter	0	0	0	0
Number Cleared	3		Negligent Manslaughter	0	0	0	0
Percent Cleared	18.75%		Kidnapping/Abduction	0	0	0	0
Group A Crimes per 100,000 population	N/A		Rape	1	0	0	0
			Sodomy	0	0	0	0
			Sexual Assault With An Object	0	0	0	0
			Fondling	0	0	0	0
Arrest Overview			Incest	0	0	0	0
Total Arrests	4		Statutory Rape	0	0	0	0
Adult Arrests	4		Aggravated Assault	0	0	0	0
Juvenile Arrests	0		Simple Assault	0	0	0	0
Unknown Age	0		Intimidation	0	0	0	0
Arrests per 100,000 population	N/A		Human Trafficking, Commercial Sex Acts	0	0	0	0
			Human Trafficking, Involuntary Servitude	0	0	0	0
Average number offenses/incident	1.00		Crimes Against Property				
			Arson	0	0	0	0
			Bribery	0	0	0	0
			Burglary/Breaking & Entering	0	0	0	0
			Counterfeiting/Forgery	0	0	0	0
			Destruction/Damage/Vandalism of Property	9	0	0	0
			Embezzlement	0	0	0	0
			Extortion/Blackmail	0	0	0	0
			False Pretenses/Swindle/Confidence Game	0	0	0	0
			Credit Card/Automated Teller Machine Fraud	0	0	0	0
			Impersonation	0	0	0	0
			Welfare Fraud	0	0	0	0
			Wire Fraud	0	0	0	0
			Identity Theft	0	0	0	0
			Hacking/Computer Invasion	0	0	0	0
			Robbery	0	0	0	0
			Pocket-picking	0	0	0	0
			Purse-snatching	0	0	0	0
			Shoplifting	0	0	0	0
			Theft From Building	0	0	0	0
			Theft From Coin Operated Machine or Device	0	0	0	0
			Theft from Motor Vehicle	0	0	0	0
			Theft of Motor Vehicle Parts/Accessories	1	0	0	0
			All Other Larceny	2	0	0	0
			Motor Vehicle Theft	0	0	0	0
			Stolen Property Offenses	0	0	0	0
			Crimes Against Society				
			Drug/Narcotic Violations	3	3	3	0
			Drug Equipment Violations	0	0	0	0
			Betting/Wagering	0	0	0	0
			Operating/Promoting/Assisting Gambling	0	0	0	0
			Gambling Equipment Violations	0	0	0	0
			Sports Tampering	0	0	0	0
			Pornography/Obscene Material	0	0	0	0
			Prostitution	0	0	0	0
			Assisting or Promoting Prostitution	0	0	0	0
			Purchasing Prostitution	0	0	0	0
			Weapon Law Violations	0	0	0	0
			Animal Cruelty	0	0	0	0
			Total Group A Offenses	16	3	3	0

(*) Offenses are counted using the FBI Units of Count for Crime

(**) The "Arrests" column shows arrests made for incidents during the selected period, regardless of arrest date. Arrest counts for the same period may change over time.

This report is valid as of April 27, 2021 and is subject to change

Waldo SO — ME0140000 — NIBRS Agency Crime Overview — 2020

2020 Population Estimate	30,058				
		Offenses (*)		Arrests (**)	
		Reported	Cleared	Adult	Juvenile
Offense Overview		Group A Offenses			
Offense Total	297	Crimes Against Persons			
Number Cleared	166	Murder and Nonnegligent Manslaughter	0	0	0
Percent Cleared	55.89%	Negligent Manslaughter	0	0	0
Group A Crimes per 100,000 population	988.1	Kidnapping/Abduction	2	2	0
		Rape	2	0	0
		Sodomy	1	1	0
		Sexual Assault With An Object	0	0	0
		Fondling	2	2	0
Arrest Overview		Incest	0	0	0
Total Arrests	287	Statutory Rape	0	0	0
Adult Arrests	273	Aggravated Assault	6	6	0
Juvenile Arrests	14	Simple Assault	91	78	59
Unknown Age	0	Intimidation	42	8	0
Arrests per 100,000 population	954.8	Human Trafficking, Commercial Sex Acts	0	0	0
		Human Trafficking, Involuntary Servitude	0	0	0
Average number offenses/incident	1.12	Crimes Against Property			
		Arson	0	0	0
		Bribery	0	0	0
		Burglary/Breaking & Entering	14	3	0
		Counterfeiting/Forgery	2	0	0
		Destruction/Damage/Vandalism of Property	16	12	0
		Embezzlement	0	0	0
		Extortion/Blackmail	0	0	0
		False Pretenses/Swindle/Confidence Game	10	1	0
		Credit Card/Automated Teller Machine Fraud	0	0	0
		Impersonation	1	0	0
		Welfare Fraud	0	0	0
		Wire Fraud	2	0	0
		Identity Theft	0	0	0
		Hacking/Computer Invasion	0	0	0
		Robbery	0	0	0
		Pocket-picking	0	0	0
		Purse-snatching	0	0	0
		Shoplifting	9	5	0
		Theft From Building	1	0	0
		Theft From Coin Operated Machine or Device	0	0	0
		Theft from Motor Vehicle	11	2	0
		Theft of Motor Vehicle Parts/Accessories	3	0	0
		All Other Larceny	37	8	0
		Motor Vehicle Theft	8	4	2
		Stolen Property Offenses	0	0	1
		Crimes Against Society			
		Drug/Narcotic Violations	26	25	23
		Drug Equipment Violations	3	2	3
		Betting/Wagering	0	0	0
		Operating/Promoting/Assisting Gambling	0	0	0
		Gambling Equipment Violations	0	0	0
		Sports Tampering	0	0	0
		Pornography/Obscene Material	1	0	0
		Prostitution	0	0	0
		Assisting or Promoting Prostitution	0	0	0
		Purchasing Prostitution	0	0	0
		Weapon Law Violations	7	7	5
		Animal Cruelty	0	0	0
		Total Group A Offenses	297	166	130

(*) Offenses are counted using the FBI Units of Count for Crime

(**) The "Arrests" column shows arrests made for incidents during the selected period, regardless of arrest date. Arrest counts for the same period may change over time.

This report is valid as of April 27, 2021 and is subject to change

Waterville PD — ME0060400 — NIBRS Agency Crime Overview — 2020

2020 Population Estimate	16,654				
Offense Overview		Offenses (*)		Arrests (**)	
		Reported	Cleared	Adult	Juvenile
Offense Total		Crimes Against Persons			
Number Cleared	552	Murder and Nonnegligent Manslaughter			
Percent Cleared	55.98%	Negligent Manslaughter			
Group A Crimes per 100,000 population	5,920.5	Kidnapping/Abduction			
Arrest Overview		Rape			
		Sodomy			
Total Arrests	929	Sexual Assault With An Object			
Adult Arrests	891	Fondling			
Juvenile Arrests	38	Incest			
Unknown Age	0	Statutory Rape			
Arrests per 100,000 population	5,578.2	Aggravated Assault			
Average number offenses/incident		Simple Assault			
		Intimidation			
		Human Trafficking, Commercial Sex Acts			
		Human Trafficking, Involuntary Servitude			
		Crimes Against Property			
		Arson			
		Bribery			
		Burglary/Breaking & Entering			
		Counterfeiting/Forgery			
		Destruction/Damage/Vandalism of Property			
		Embezzlement			
		Extortion/Blackmail			
		False Pretenses/Swindle/Confidence Game			
		Credit Card/Automated Teller Machine Fraud			
		Impersonation			
		Welfare Fraud			
		Wire Fraud			
		Identity Theft			
		Hacking/Computer Invasion			
		Robbery			
		Pocket-picking			
		Purse-snatching			
		Shoplifting			
		Theft From Building			
		Theft From Coin Operated Machine or Device			
		Theft from Motor Vehicle			
		Theft of Motor Vehicle Parts/Accessories			
		All Other Larceny			
		Motor Vehicle Theft			
		Stolen Property Offenses			
		Crimes Against Society			
		Drug/Narcotic Violations			
		Drug Equipment Violations			
		Betting/Wagering			
		Operating/Promoting/Assisting Gambling			
		Gambling Equipment Violations			
		Sports Tampering			
		Pornography/Obscene Material			
		Prostitution			
		Assisting or Promoting Prostitution			
		Purchasing Prostitution			
		Weapon Law Violations			
		Animal Cruelty			
		Total Group A Offenses			

(*) Offenses are counted using the FBI Units of Count for Crime

(**) The "Arrests" column shows arrests made for incidents during the selected period, regardless of arrest date. Arrest counts for the same period may change over time.

This report is valid as of April 27, 2021 and is subject to change

Wells PD — ME0161400 — NIBRS Agency Crime Overview — 2020

2020 Population Estimate		10,803	Offenses (*)		Arrests (**)			
Offense Overview			Group A Offenses		Reported	Cleared	Adult	Juvenile
			Crimes Against Persons					
Offense Total	253		Murder and Nonnegligent Manslaughter		0	0	0	0
Number Cleared	78		Negligent Manslaughter		0	0	0	0
Percent Cleared	30.83%		Kidnapping/Abduction		0	0	0	0
Group A Crimes per 100,000 population			Rape		6	1	0	0
	2,341.9		Sodomy		0	0	0	0
			Sexual Assault With An Object		0	0	0	0
			Fondling		4	1	0	0
			Incest		0	0	0	0
Arrest Overview	168		Statutory Rape		0	0	0	0
	154		Aggravated Assault		1	1	0	0
	14		Simple Assault		25	20	13	5
	0		Intimidation		18	12	4	1
	1,555.1		Human Trafficking, Commercial Sex Acts		0	0	0	0
Average number offenses/incident	1.09		Human Trafficking, Involuntary Servitude		0	0	0	0
Group B Arrests			Crimes Against Property					
Offense	Adult	Juvenile	Arson		0	0	0	0
Bad Checks	0	0	Bribery		0	0	0	0
Curfew/Loitering/Vagrancy Violations	0	0	Burglary/Breaking & Entering		5	0	1	0
Disorderly Conduct	1	0	Counterfeiting/Forgery		5	3	0	0
Driving Under the Influence	41	0	Destruction/Damage/Vandalism of Property		48	8	3	1
Drunkenness	0	0	Embezzlement		1	1	1	0
Family Offenses (Nonviolent)	0	0	Extortion/Blackmail		3	0	0	0
Liquor Law Violations	0	0	False Pretenses/Swindle/Confidence Game		23	2	2	0
Peeping Tom	0	0	Credit Card/Automated Teller Machine Fraud		2	0	0	0
Trespass of Real Property	1	1	Impersonation		0	0	0	0
All Other Offenses	69	5	Welfare Fraud		0	0	0	0
Total Group B	112	6	Wire Fraud		0	0	0	0
			Identity Theft		17	0	0	0
			Hacking/Computer Invasion		0	0	0	0
			Robbery		0	0	0	0
			Pocket-picking		0	0	0	0
			Purse-snatching		0	0	0	0
			Shoplifting		10	5	6	0
			Theft From Building		4	3	2	0
			Theft From Coin Operated Machine or Device		0	0	0	0
			Theft from Motor Vehicle		22	7	3	0
			Theft of Motor Vehicle Parts/Accessories		2	0	0	0
			All Other Larceny		38	3	0	0
			Motor Vehicle Theft		6	3	1	1
			Stolen Property Offenses		0	0	0	0
			Crimes Against Society					
			Drug/Narcotic Violations		9	6	4	0
			Drug Equipment Violations		2	1	1	0
			Betting/Wagering		0	0	0	0
			Operating/Promoting/Assisting Gambling		0	0	0	0
			Gambling Equipment Violations		0	0	0	0
			Sports Tampering		0	0	0	0
			Pornography/Obscene Material		1	0	0	0
			Prostitution		0	0	0	0
			Assisting or Promoting Prostitution		0	0	0	0
			Purchasing Prostitution		0	0	0	0
			Weapon Law Violations		1	1	1	0
			Animal Cruelty		0	0	0	0
			Total Group A Offenses		253	78	42	8

(*) Offenses are counted using the FBI Units of Count for Crime

(**) The "Arrests" column shows arrests made for incidents during the selected period, regardless of arrest date. Arrest counts for the same period may change over time.

This report is valid as of April 27, 2021 and is subject to change

Westbrook PD — ME0030800 — NIBRS Agency Crime Overview — 2020

2020 Population Estimate	19,256				
		Offenses (*)		Arrests (**)	
		Reported	Cleared	Adult	Juvenile
Offense Overview		Group A Offenses			
Offense Total	729	Crimes Against Persons			
Number Cleared	382	Murder and Nonnegligent Manslaughter	0	0	0
Percent Cleared	52.40%	Negligent Manslaughter	0	0	0
Group A Crimes per 100,000 population	3,785.8	Kidnapping/Abduction	1	0	0
		Rape	5	0	0
		Sodomy	0	0	0
		Sexual Assault With An Object	0	0	0
		Fondling	6	2	1
Arrest Overview		Incest	0	0	0
Total Arrests	647	Statutory Rape	0	0	0
Adult Arrests	602	Aggravated Assault	20	14	12
Juvenile Arrests	45	Simple Assault	108	83	59
Unknown Age	0	Intimidation	62	43	19
Arrests per 100,000 population	3,360.0	Human Trafficking, Commercial Sex Acts	0	0	0
		Human Trafficking, Involuntary Servitude	0	0	0
Average number offenses/incident	1.15	Crimes Against Property			
		Arson	2	1	1
		Bribery	0	0	0
		Burglary/Breaking & Entering	17	6	7
		Counterfeiting/Forgery	4	2	0
		Destruction/Damage/Vandalism of Property	101	23	7
		Embezzlement	2	1	1
		Extortion/Blackmail	0	0	0
		False Pretenses/Swindle/Confidence Game	50	5	3
		Credit Card/Automated Teller Machine Fraud	14	5	1
		Impersonation	0	0	0
		Welfare Fraud	0	0	0
		Wire Fraud	4	0	0
		Identity Theft	1	0	0
		Hacking/Computer Invasion	0	0	0
		Robbery	4	2	1
		Pocket-picking	0	0	0
		Purse-snatching	0	0	0
		Shoplifting	52	38	37
		Theft From Building	41	9	4
		Theft From Coin Operated Machine or Device	0	0	0
		Theft from Motor Vehicle	35	5	2
		Theft of Motor Vehicle Parts/Accessories	9	1	0
		All Other Larceny	29	4	4
		Motor Vehicle Theft	10	1	0
		Stolen Property Offenses	1	1	0
		Crimes Against Society			
		Drug/Narcotic Violations	127	116	69
		Drug Equipment Violations	3	3	2
		Betting/Wagering	0	0	0
		Operating/Promoting/Assisting Gambling	1	1	1
		Gambling Equipment Violations	0	0	0
		Sports Tampering	0	0	0
		Pornography/Obscene Material	2	0	0
		Prostitution	6	6	6
		Assisting or Promoting Prostitution	1	1	4
		Purchasing Prostitution	4	3	3
		Weapon Law Violations	7	6	2
		Animal Cruelty	0	0	0
		Total Group A Offenses	729	382	246
					30
		Group B Arrests			
Offense		Adult	Juvenile		
Bad Checks		0	0		
Curfew/Loitering/Vagrancy Violations		0	0		
Disorderly Conduct		26	5		
Driving Under the Influence		56	0		
Drunkenness		0	0		
Family Offenses (Nonviolent)		0	0		
Liquor Law Violations		14	2		
Peeping Tom		0	0		
Trespass of Real Property		13	2		
All Other Offenses		247	6		
Total Group B		356	15		

(*) Offenses are counted using the FBI Units of Count for Crime

(**) The "Arrests" column shows arrests made for incidents during the selected period, regardless of arrest date. Arrest counts for the same period may change over time.

This report is valid as of April 27, 2021 and is subject to change

Windham PD — ME0031500 — NIBRS Agency Crime Overview — 2020

2020 Population Estimate			18,720	Offenses (*)		Arrests (**)			
Offense Overview				Group A Offenses		Reported	Cleared	Adult	Juvenile
				Crimes Against Persons					
Offense Total	329			Murder and Nonnegligent Manslaughter	0	0	0	0	
Number Cleared	150			Negligent Manslaughter	0	0	0	0	
Percent Cleared	45.59%			Kidnapping/Abduction	0	0	0	0	
Group A Crimes per 100,000 population	1,757.5			Rape	4	1	0	0	
				Sodomy	0	0	0	0	
				Sexual Assault With An Object	0	0	0	0	
				Fondling	4	2	1	0	
				Incest	0	0	0	0	
Arrest Overview	224			Statutory Rape	0	0	0	0	
				Aggravated Assault	6	6	6	0	
Total Arrests	211			Simple Assault	63	49	44	2	
Adult Arrests	13			Intimidation	18	14	4	0	
Juvenile Arrests	0			Human Trafficking, Commercial Sex Acts	0	0	0	0	
Unknown Age	1,196.6			Human Trafficking, Involuntary Servitude	0	0	0	0	
Arrests per 100,000 population	1.10			Crimes Against Property					
Average number offenses/incident				Arson	0	0	0	0	
Group B Arrests				Bribery	0	0	0	0	
Offense	Adult	Juvenile		Burglary/Breaking & Entering	23	1	1	0	
Bad Checks	0	0		Counterfeiting/Forgery	4	2	1	0	
Curfew/Loitering/Vagrancy Violations	0	0		Destruction/Damage/Vandalism of Property	65	10	3	2	
Disorderly Conduct	2	0		Embezzlement	0	0	0	0	
Driving Under the Influence	37	0		Extortion/Blackmail	0	0	0	0	
Drunkenness	0	0		False Pretenses/Swindle/Confidence Game	7	1	0	0	
Family Offenses (Nonviolent)	1	0		Credit Card/Automated Teller Machine Fraud	1	0	0	0	
Liquor Law Violations	1	0		Impersonation	2	0	0	0	
Peeping Tom	0	0		Welfare Fraud	1	0	0	0	
Trespass of Real Property	4	2		Wire Fraud	1	0	0	0	
All Other Offenses	50	0		Identity Theft	0	0	0	0	
Total Group B	95	2		Hacking/Computer Invasion	0	0	0	0	
				Robbery	1	1	1	0	
				Pocket-picking	0	0	0	0	
				Purse-snatching	0	0	0	0	
				Shoplifting	23	19	16	0	
				Theft From Building	0	0	1	0	
				Theft From Coin Operated Machine or Device	0	0	0	0	
				Theft from Motor Vehicle	5	0	0	0	
				Theft of Motor Vehicle Parts/Accessories	0	0	0	0	
				All Other Larceny	70	23	19	4	
				Motor Vehicle Theft	6	3	3	0	
				Stolen Property Offenses	0	0	0	0	
				Crimes Against Society					
				Drug/Narcotic Violations	16	14	12	3	
				Drug Equipment Violations	1	1	1	0	
				Betting/Wagering	0	0	0	0	
				Operating/Promoting/Assisting Gambling	0	0	0	0	
				Gambling Equipment Violations	0	0	0	0	
				Sports Tampering	0	0	0	0	
				Pornography/Obscene Material	1	0	0	0	
				Prostitution	0	0	0	0	
				Assisting or Promoting Prostitution	0	0	0	0	
				Purchasing Prostitution	0	0	0	0	
				Weapon Law Violations	6	2	2	0	
				Animal Cruelty	1	1	1	0	
				Total Group A Offenses	329	150	116	11	

(*) Offenses are counted using the FBI Units of Count for Crime

(**) The "Arrests" column shows arrests made for incidents during the selected period, regardless of arrest date. Arrest counts for the same period may change over time.

This report is valid as of April 27, 2021 and is subject to change

Winslow PD — ME0060700 — NIBRS Agency Crime Overview — 2020

2020 Population Estimate	7,599				
Offense Overview		Offenses (*)		Arrests (**)	
		Reported	Cleared	Adult	Juvenile
Offense Total		Group A Offenses			
Number Cleared		Crimes Against Persons			
Percent Cleared		Murder and Nonnegligent Manslaughter			
Group A Crimes per 100,000 population		Negligent Manslaughter			
		Kidnapping/Abduction			
		Rape			
		Sodomy			
		Sexual Assault With An Object			
		Fondling			
		Incest			
		Statutory Rape			
		Aggravated Assault			
		Simple Assault			
		Intimidation			
		Human Trafficking, Commercial Sex Acts			
		Human Trafficking, Involuntary Servitude			
		Crimes Against Property			
		Arson			
		Bribery			
		Burglary/Breaking & Entering			
		Counterfeiting/Forgery			
		Destruction/Damage/Vandalism of Property			
		Embezzlement			
		Extortion/Blackmail			
		False Pretenses/Swindle/Confidence Game			
		Credit Card/Automated Teller Machine Fraud			
		Impersonation			
		Welfare Fraud			
		Wire Fraud			
		Identity Theft			
		Hacking/Computer Invasion			
		Robbery			
		Pocket-picking			
		Purse-snatching			
		Shoplifting			
		Theft From Building			
		Theft From Coin Operated Machine or Device			
		Theft from Motor Vehicle			
		Theft of Motor Vehicle Parts/Accessories			
		All Other Larceny			
		Motor Vehicle Theft			
		Stolen Property Offenses			
		Crimes Against Society			
		Drug/Narcotic Violations			
		Drug Equipment Violations			
		Betting/Wagering			
		Operating/Promoting/Assisting Gambling			
		Gambling Equipment Violations			
		Sports Tampering			
		Pornography/Obscene Material			
		Prostitution			
		Assisting or Promoting Prostitution			
		Purchasing Prostitution			
		Weapon Law Violations			
		Animal Cruelty			
		Total Group A Offenses			
		278	81	43	1

(*) Offenses are counted using the FBI Units of Count for Crime

(**) The "Arrests" column shows arrests made for incidents during the selected period, regardless of arrest date. Arrest counts for the same period may change over time.

This report is valid as of April 27, 2021 and is subject to change

Wiscasset PD — ME0080400 — NIBRS Agency Crime Overview — 2020

2020 Population Estimate	3,767				
		Offenses (*)		Arrests (**)	
		Reported	Cleared	Adult	Juvenile
Offense Overview		Group A Offenses			
Offense Total	126	Crimes Against Persons			
Number Cleared	66	Murder and Nonnegligent Manslaughter			
Percent Cleared	52.38%	Negligent Manslaughter			
Group A Crimes per 100,000 population	3,344.8	Kidnapping/Abduction			
		Rape			
		Sodomy			
		Sexual Assault With An Object			
		Fondling			
		Incest			
		Statutory Rape			
		Aggravated Assault			
		Simple Assault			
		Intimidation			
		Human Trafficking, Commercial Sex Acts			
		Human Trafficking, Involuntary Servitude			
Arrest Overview		Crimes Against Property			
Total Arrests	155	Arson			
Adult Arrests	150	Bribery			
Juvenile Arrests	5	Burglary/Breaking & Entering			
Unknown Age	0	Counterfeiting/Forgery			
Arrests per 100,000 population	4,114.7	Destruction/Damage/Vandalism of Property			
		Embezzlement			
		Extortion/Blackmail			
		False Pretenses/Swindle/Confidence Game			
		Credit Card/Automated Teller Machine Fraud			
		Impersonation			
		Welfare Fraud			
		Wire Fraud			
		Identity Theft			
		Hacking/Computer Invasion			
		Robbery			
		Pocket-picking			
		Purse-snatching			
		Shoplifting			
		Theft From Building			
		Theft From Coin Operated Machine or Device			
		Theft from Motor Vehicle			
		Theft of Motor Vehicle Parts/Accessories			
		All Other Larceny			
		Motor Vehicle Theft			
		Stolen Property Offenses			
		Crimes Against Society			
		Drug/Narcotic Violations			
		Drug Equipment Violations			
		Betting/Wagering			
		Operating/Promoting/Assisting Gambling			
		Gambling Equipment Violations			
		Sports Tampering			
		Pornography/Obscene Material			
		Prostitution			
		Assisting or Promoting Prostitution			
		Purchasing Prostitution			
		Weapon Law Violations			
		Animal Cruelty			
		Total Group A Offenses			
		126	66	41	2

(*) Offenses are counted using the FBI Units of Count for Crime

(**) The "Arrests" column shows arrests made for incidents during the selected period, regardless of arrest date. Arrest counts for the same period may change over time.

This report is valid as of April 27, 2021 and is subject to change

Yarmouth PD — ME0031400 — NIBRS Agency Crime Overview — 2020

2020 Population Estimate	8,617				
		Offenses (*)		Arrests (**)	
		Reported	Cleared	Adult	Juvenile
Offense Overview		Group A Offenses			
Offense Total	157	Crimes Against Persons			
Number Cleared	42	Murder and Nonnegligent Manslaughter	0	0	0
Percent Cleared	26.75%	Negligent Manslaughter	0	0	0
Group A Crimes per 100,000 population	1,822.0	Kidnapping/Abduction	0	0	0
		Rape	2	0	0
		Sodomy	0	0	0
		Sexual Assault With An Object	0	0	0
		Fondling	3	1	0
		Incest	0	0	0
		Statutory Rape	0	0	0
		Aggravated Assault	3	2	0
		Simple Assault	19	9	8
		Intimidation	2	1	0
		Human Trafficking, Commercial Sex Acts	0	0	0
		Human Trafficking, Involuntary Servitude	0	0	0
Arrest Overview		Crimes Against Property			
Total Arrests	80	Arson	0	0	0
Adult Arrests	50	Bribery	0	0	0
Juvenile Arrests	30	Burglary/Breaking & Entering	4	0	0
Unknown Age	0	Counterfeiting/Forgery	6	0	0
Arrests per 100,000 population	928.4	Destruction/Damage/Vandalism of Property	35	7	1
		Embezzlement	0	0	0
		Extortion/Blackmail	1	0	0
		False Pretenses/Swindle/Confidence Game	15	1	0
		Credit Card/Automated Teller Machine Fraud	2	0	0
		Impersonation	0	0	0
		Welfare Fraud	0	0	0
		Wire Fraud	0	0	0
		Identity Theft	0	0	0
		Hacking/Computer Invasion	0	0	0
		Robbery	1	0	0
		Pocket-picking	0	0	0
		Purse-snatching	0	0	0
		Shoplifting	0	0	0
		Theft From Building	0	0	0
		Theft From Coin Operated Machine or Device	0	0	0
		Theft from Motor Vehicle	8	0	0
		Theft of Motor Vehicle Parts/Accessories	1	0	0
		All Other Larceny	43	10	8
		Motor Vehicle Theft	1	1	0
		Stolen Property Offenses	0	0	0
		Crimes Against Society			
		Drug/Narcotic Violations	8	8	4
		Drug Equipment Violations	2	2	0
		Betting/Wagering	0	0	0
		Operating/Promoting/Assisting Gambling	0	0	0
		Gambling Equipment Violations	0	0	0
		Sports Tampering	0	0	0
		Pornography/Obscene Material	1	0	0
		Prostitution	0	0	0
		Assisting or Promoting Prostitution	0	0	0
		Purchasing Prostitution	0	0	0
		Weapon Law Violations	0	0	0
		Animal Cruelty	0	0	0
		Total Group A Offenses	157	42	26
					18

(*) Offenses are counted using the FBI Units of Count for Crime

(**) The "Arrests" column shows arrests made for incidents during the selected period, regardless of arrest date. Arrest counts for the same period may change over time.

This report is valid as of April 27, 2021 and is subject to change

York PD — ME0161600 — NIBRS Agency Crime Overview — 2020

2020 Population Estimate	13,377				
		Offenses (*)		Arrests (**)	
		Reported	Cleared	Adult	Juvenile
Offense Overview		Group A Offenses			
Offense Total	320	Crimes Against Persons			
Number Cleared	89	Murder and Nonnegligent Manslaughter	0	0	0
Percent Cleared	27.81%	Negligent Manslaughter	0	0	0
Group A Crimes per 100,000 population	2,392.2	Kidnapping/Abduction	0	0	0
		Rape	3	2	0
		Sodomy	0	0	0
		Sexual Assault With An Object	0	0	0
		Fondling	3	2	0
Arrest Overview		Incest	0	0	0
Total Arrests	289	Statutory Rape	0	0	0
Adult Arrests	278	Aggravated Assault	1	0	1
Juvenile Arrests	11	Simple Assault	40	25	17
Unknown Age	0	Intimidation	24	7	4
Arrests per 100,000 population	2,160.4	Human Trafficking, Commercial Sex Acts	0	0	0
		Human Trafficking, Involuntary Servitude	0	0	0
Average number offenses/incident	1.14	Crimes Against Property			
		Arson	1	0	0
		Bribery	0	0	0
		Burglary/Breaking & Entering	9	2	1
		Counterfeiting/Forgery	5	3	1
		Destruction/Damage/Vandalism of Property	57	10	9
		Embezzlement	0	0	0
		Extortion/Blackmail	0	0	0
		False Pretenses/Swindle/Confidence Game	22	1	0
		Credit Card/Automated Teller Machine Fraud	13	0	0
		Impersonation	1	0	0
		Welfare Fraud	0	0	0
		Wire Fraud	5	0	0
		Identity Theft	10	0	0
		Hacking/Computer Invasion	0	0	0
		Robbery	3	2	5
		Pocket-picking	0	0	0
		Purse-snatching	0	0	0
		Shoplifting	0	0	0
		Theft From Building	0	0	0
		Theft From Coin Operated Machine or Device	0	0	0
		Theft from Motor Vehicle	14	1	1
		Theft of Motor Vehicle Parts/Accessories	0	0	0
		All Other Larceny	75	12	7
		Motor Vehicle Theft	3	2	2
		Stolen Property Offenses	0	0	0
		Crimes Against Society			
		Drug/Narcotic Violations	25	19	11
		Drug Equipment Violations	5	1	0
		Betting/Wagering	0	0	0
		Operating/Promoting/Assisting Gambling	0	0	0
		Gambling Equipment Violations	0	0	0
		Sports Tampering	0	0	0
		Pornography/Obscene Material	1	0	0
		Prostitution	0	0	0
		Assisting or Promoting Prostitution	0	0	0
		Purchasing Prostitution	0	0	0
		Weapon Law Violations	0	0	0
		Animal Cruelty	0	0	0
		Total Group A Offenses	320	89	59

(*) Offenses are counted using the FBI Units of Count for Crime

(**) The "Arrests" column shows arrests made for incidents during the selected period, regardless of arrest date. Arrest counts for the same period may change over time.

This report is valid as of April 27, 2021 and is subject to change

York SO — ME0160000 — NIBRS Agency Crime Overview — 2020

2020 Population Estimate		51,455	Offenses (*)		Arrests (**)		
			Group A Offenses	Reported	Cleared	Adult	Juvenile
Offense Overview			Crimes Against Persons				
Offense Total	768		Murder and Nonnegligent Manslaughter	0	0	0	0
Number Cleared	234		Negligent Manslaughter	0	0	0	0
Percent Cleared	30.47%		Kidnapping/Abduction	0	0	0	0
Group A Crimes per 100,000 population			Rape	8	1	0	0
	1,492.6		Sodomy	2	1	0	1
			Sexual Assault With An Object	0	0	0	0
			Fondling	6	1	0	1
			Incest	0	0	0	0
Arrest Overview							
Total Arrests	516		Statutory Rape	5	3	2	0
Adult Arrests	476		Aggravated Assault	9	6	5	0
Juvenile Arrests	40		Simple Assault	116	62	50	6
Unknown Age	0		Intimidation	59	25	18	0
Arrests per 100,000 population	1,002.8		Human Trafficking, Commercial Sex Acts	0	0	0	0
			Human Trafficking, Involuntary Servitude	0	0	0	0
Average number offenses/incident	1.11		Crimes Against Property				
			Arson	0	0	0	0
Group B Arrests			Bribery	0	0	0	0
Offense	Adult	Juvenile	Burglary/Breaking & Entering	59	8	9	0
Bad Checks	1	0	Counterfeiting/Forgery	5	1	1	0
Curfew/Loitering/Vagrancy Violations	0	0	Destruction/Damage/Vandalism of Property	136	24	11	1
Disorderly Conduct	5	0	Embezzlement	3	1	1	0
Driving Under the Influence	49	1	Extortion/Blackmail	0	0	0	0
Drunkenness	0	0	False Pretenses/Swindle/Confidence Game	42	4	3	0
Family Offenses (Nonviolent)	1	0	Credit Card/Automated Teller Machine Fraud	22	0	0	0
Liquor Law Violations	16	16	Impersonation	1	0	0	0
Peeping Tom	0	0	Welfare Fraud	0	0	0	0
Trespass of Real Property	10	2	Wire Fraud	1	0	0	0
All Other Offenses	226	5	Identity Theft	3	0	0	0
Total Group B	308	24	Hacking/Computer Invasion	1	0	0	0
			Robbery	2	2	3	0
			Pocket-picking	0	0	0	0
			Purse-snatching	0	0	0	0
			Shoplifting	15	8	7	0
			Theft From Building	26	2	1	0
			Theft From Coin Operated Machine or Device	0	0	0	0
			Theft from Motor Vehicle	22	1	1	0
			Theft of Motor Vehicle Parts/Accessories	25	2	0	0
			All Other Larceny	114	18	15	2
			Motor Vehicle Theft	18	2	1	0
			Stolen Property Offenses	1	0	0	0
			Crimes Against Society				
			Drug/Narcotic Violations	44	41	30	4
			Drug Equipment Violations	16	16	8	1
			Betting/Wagering	0	0	0	0
			Operating/Promoting/Assisting Gambling	0	0	0	0
			Gambling Equipment Violations	0	0	0	0
			Sports Tampering	0	0	0	0
			Pornography/Obscene Material	2	1	0	0
			Prostitution	0	0	0	0
			Assisting or Promoting Prostitution	0	0	0	0
			Purchasing Prostitution	0	0	0	0
			Weapon Law Violations	3	3	1	0
			Animal Cruelty	2	1	1	0
			Total Group A Offenses	768	234	168	16

(*) Offenses are counted using the FBI Units of Count for Crime

(**) The "Arrests" column shows arrests made for incidents during the selected period, regardless of arrest date. Arrest counts for the same period may change over time.

This report is valid as of April 27, 2021 and is subject to change

CLASSIFICATION OF OFFENSES

Uniformity in reporting under the Maine Uniform Crime Reporting System is based on the proper classification of offenses reported to or known by the police.

The adoption of the National System of Uniform Crime Reporting included the utilization of the offense classifications of that system. Law enforcement in this state has made accurate application of those classifications in the reports submitted to the Maine Uniform Crime Reporting System.

In view of the need for compatibility with the National System, “offenses” under the program are not distinguished by designation of “misdemeanors,” “felonies,” or violations of municipal ordinances.

The explanations of offense classifications may vary slightly from language used by those familiar with Maine state law. However, the major categories of offense classification remain the same between the national and state levels.

PART I OFFENSES

Offense data consists of information that has been extracted from reports of Part I crimes that have come to the attention of Maine law enforcement agencies. In general, Part I crimes are usually reported to law enforcement agencies. Part I crimes are comprised of the following offenses.

1. HOMICIDE

1a. Murder and Non-Negligent Manslaughter —

The unlawful killing of a human being with malice aforethought.

General Rule — Any death due to a fight, quarrel, argument, assault or commission of a crime.

1b. Manslaughter by Negligence — The unlawful killing of a human being, by another, through gross negligence.

General Rule — The killing may result from the commission of an unlawful act or from a lawful act performed with gross negligence.

2. RAPE

2a. Rape — Penetration, no matter how slight, of the vagina or anus with any body part or object, or oral penetration by sex organ of another person, without the consent of the victim.

2b. Attempts to Commit Rape — Assaults or attempts to rape are classified as Attempts to Commit Rape.

3. ROBBERY

The felonious and forcible taking of the property of another, against his will, by violence or by putting him in fear. Includes all attempts.

3a. Gun — All robberies and attempted robberies involving the use of any type of firearm (revolvers, automatic pistols, shotguns, zip guns, rifles, pellet guns, etc.).

3b. Knife or Cutting Instrument — All robberies and attempted robberies involving the use of cutting or stabbing objects (knife, razor, hatchet, axe, scissors, glass, dagger, ice pick, etc.).

3c. Other Dangerous Weapon — All robberies or attempted robberies when any other object or thing is used as a weapon. (This includes clubs, bricks, jack handles, explosives, acid, etc.)

3d. Strong Arm — Hands, Fists, Feet, Etc. — All robberies which include mugging and similar offenses where no weapon is used, but strong arm tactics are employed to deprive the victim of his property. This is limited to hands, arms, fists, feet, etc. As in armed robbery, includes all attempts.

4. ASSAULT

An assault is an attempt or offer, with unlawful force or violence, to do physical injury to another.

General Rule — All assaults will be classified in the following categories excluding assaults with intent to rob or rape.

4a. Gun — All assaults and attempted assaults involving the use of any type of firearm (revolvers, automatic pistols, shotguns, zip guns).

4b. Knife or Cutting Instrument — All assaults and attempted assaults involving the use of cutting or stabbing objects (knife, razor, hatchet, axe, scissors, glass, dagger, ice pick, etc.)

4c. Other Dangerous Weapon — All assaults or attempted assaults when any other object or thing is used as a weapon (clubs, bricks, jack handles, explosives, acid, poison, burning, and cases of attempted drowning, etc.).

4d. Hands, Fists, Feet, Etc. — Aggravated — Assaults which are of an aggravated nature when hands, fists, feet, etc., are used. To be classified as aggravated assault, the attack must result in serious injury.

5. BURGLARY

Breaking and Entering — Unlawful entry or attempted forcible entry of any structure to commit a felony or larceny.

Note: For Uniform Crime Reporting purposes, the terms “Burglary” and “Breaking and Entering” are considered synonymous. All such offenses and attempts are scored as burglary. Do not score the larceny. Breaking and Entering of a motor vehicle is classified as a larceny for Uniform Crime Reporting purposes.

General Rule — Any unlawful entry or attempted forcible entry of any dwelling house, attached structure, public building, shop, office, factory, storehouse, apartment, house trailer (considered to be a permanent structure), warehouse, mill, barn, camp, other building, ship or railroad car.

5a. Forcible Entry — All offenses where force of any kind is used to enter unlawfully a locked structure, with intent to steal or commit a felony.

This includes entry by use of a master key, celluloid, or other device that leaves no outward mark but is used to open a lock. Concealment inside a building, followed by the breaking out of the structure, is also included.

5b. Unlawful Entry — No Force — Any unlawful entry without any evidence of forcible entry.

5c. Attempted Forcible Entry — When determined that forcible entry has been attempted.

6. LARCENY-THEFT (Except Auto Theft)

The unlawful taking of the property of another with intent to deprive him of ownership.

General Rule — All larcenies and thefts resulting from pocket-picking, purse-snatching, shoplifting, larceny from auto, larceny of auto parts and accessories, theft of bicycles, larceny from buildings, and from coin-operated machines. Any theft that is not a robbery or the result of breaking and entering is included. Embezzlement, larceny by bailee, fraud or bad check cases are excluded.

7. MOTOR VEHICLE THEFT

The larceny or attempted larceny of a motor vehicle.

General Rule — This classification includes the theft or attempted theft of a motor vehicle which, for Uniform Crime Reporting designation, is described as a self-propelled vehicle that runs on the surface of the land and not on rails. Excludes reported offenses where there is a lawful access to the vehicle, such as a family situation or unauthorized use by others with lawful access to the vehicle (chauffeur, employees, etc.). Includes “joy riding.” Excluded from this category are airplanes, boats, farm equipment and heavy construction vehicles, which are scored in the larceny category.

8. ARSON

Includes all arrests for violations of state laws and municipal ordinances relating to arson and attempted arson.

The willful or malicious burning to defraud, a dwelling house, church, college, jail, meeting house, public building, or any building, ship or vessel, motor vehicle or aircraft, contents of buildings, personal property of another, goods or chattels, crops, trees, fences, gates, lumber, woods, bogs, marshes, meadows, etc., should be scored as arson.

HUMAN TRAFFICKING CLASSIFICATIONS

*The FBI UCR program collects offense and arrest data regarding human trafficking as authorized by the **William Wilberforce Trafficking Victims Protection Reauthorization Act of 2008**. The act requires the FBI to collect human trafficking offense data as Part I violent crimes and to make distinctions between assisting or promoting prostitution, purchasing prostitution, and prostitution in Part II arrest data (see Part II offenses). To comply with the **Wilberforce Act**, the FBI UCR program created for the SRS two additional Part I offenses for which the UCR Program will collect offense and arrest data.*

9. HUMAN TRAFFICKING — COMMERCIAL SEX ACTS

Definition: Inducing a person by force, fraud, or coercion to participate in commercial sex acts, or in which the person induced to perform such act(s) had not attained 18 years of age.

10. HUMAN TRAFFICKING — INVOLUNTARY SERVITUDE

Definition: The obtaining of a person(s) through recruitment, harboring, transportation, or provision, and subjecting such persons by force, fraud, or coercion into involuntary servitude, peonage, debt bondage, or slavery (not to include commercial sex acts).

PART II OFFENSES

The Maine Uniform Crime Reporting System requires information on persons arrested and charged by municipal, county and state agencies on a monthly basis. In compiling data for the monthly returns, the violations of municipal ordinances as well as state laws are to be included.

11. OTHER ASSAULTS

This class is comprised of all assaults and attempted assaults which are simple or minor in nature. These “Other Assaults” are also scored on ME UCR-1 under item 4e as an offense known to police. However, for the purpose of this return, arrests for non-aggravated assaults are scored in this class.

12. FORGERY AND COUNTERFEITING

Place in this class all offenses dealing with the making, altering, uttering or possessing, with intent to defraud, anything false in the semblance of that which is true.

Include:

- Altering or forging public or other records.
- Making, altering, forging or counterfeiting bills, notes, drafts, tickets, checks, credit cards, etc.
- Forging wills, deeds, bonds, seals, etc.
- Counterfeiting coins, plates, checks, etc.
- Possessing or uttering forged or counterfeited instruments.
- Signing the name of another or fictitious person with intent to defraud.
- All attempts to commit any of the above.

13. FRAUD

Fraudulent conversion and obtaining money or property by false pretense.

Include:

- Bad checks, except forgeries or counterfeiting.
- Leaving full-service gas station without paying attendant.
- Unauthorized withdrawal of money from an automatic teller machine.
- Failure to return rented VCRs or videotapes.

14. EMBEZZLEMENT

Misappropriation or misapplication of money or property entrusted to one's care, custody or control.

15. STOLEN PROPERTY: BUYING, RECEIVING, POSSESSING

Include in this class all offenses of buying, receiving, and possessing stolen property, as well as all attempts to commit any of these offenses.

16. VANDALISM

Vandalism consists of the willful or malicious destruction, injury, disfigurement or defacement of any public or private property, real or personal, without consent of the owner or person having custody or control by cutting, tearing, breaking, marking, painting, covering with filth, or any other such means as may be specified by local law. Count all arrests for the above, including attempts.

17. WEAPONS: CARRYING, POSSESSING

This class deals with violations of weapons laws such as:

- Manufacture, sale or possession of deadly weapons.
- Carrying deadly weapons.
- Furnishing deadly weapons to minors.
- Aliens possessing deadly weapons.
- All attempts to commit the above.

18. PROSTITUTION AND COMMERCIAL VICE

Include in this class the sex offenses of a commercialized nature such as:

- Prostitution.
- Keeping a bawdy house, disorderly house or house of ill repute.
- Pandering, procuring, transporting or detaining women for immoral purposes.
- All attempts to commit the above.

19. SEX OFFENSES

(Except rape, prostitution, and commercialized vice.) Include offenses against chastity, common decency, morals, and the like.

- Adultery and fornication.
- Buggery.
- Incest.
- Indecent exposure.
- Sodomy.
- Statutory rape — (no force).
- All attempts to commit any of the above.

20. DRUG ABUSE VIOLATIONS

Drug abuse violation arrests are requested on the basis of the narcotics used. Include all arrests for violations of state and local ordinances, specifically those relating to the unlawful possession, sale, use, growing, manufacturing and making of narcotic drugs. Make the following subdivisions of drug law arrests, keeping in mind to differentiate between sale/manufacturing and possession.

- Opium or cocaine and their derivatives: morphine, heroin, codeine.
- Marijuana.
- Synthetic narcotics, manufactured narcotics which can cause true drug addiction: Demerol, methadones.
- Dangerous non-narcotic drugs: barbiturates, benzedrine.

21. GAMBLING

All charges which relate to promoting, permitting or engaging in gambling. To provide a more refined collection of gambling arrests, the following breakdown should be furnished:

- Bookmaking (horse and sport books).
- Numbers and lottery.
- All other (include all attempts).

22. OFFENSES AGAINST FAMILY AND CHILDREN

Include here all charges of non-support and neglect of family and children.

- Desertion, abandonment, or non-support.
- Neglect or abuse of children.
- Non-payment of alimony.

Note: Do not count victims of these charges who are merely taken into custody for their own protection.

23. DRIVING UNDER THE INFLUENCE

This class is limited to the driving or operating of any vehicle while drunk or under the influence of liquor or narcotic drugs.

24. LIQUOR LAWS

With the exception of "Drunkenness" (Class 25) and "OUI" (Class 23), liquor law violations, state or local, are placed in this class. Do not include federal violations.

Include:

- Manufacturing, sale, transportation, furnishing, possessing, etc.
- Maintaining unlawful drinking places.
- Operating a still.
- Furnishing liquor to a minor.
- Illegal transportation of liquor.
- Possession of liquor by a minor.
- All attempts to commit any of the above.

25. DRUNKENNESS

Include in this class all offenses of drunkenness or intoxication, with the exception of "OUI" (Class 23).

Note: Although "Drunkenness" and/or "Intoxication" offenses have been removed from a criminal offense category by the Maine Legislature, the category remains in the Uniform Crime Reporting Part II offenses and is to be used administratively. Persons taken into custody and/or referred to alcohol rehabilitation or "De-Tox" centers should be scored in this category by age, sex and race.

26. DISORDERLY CONDUCT

Count in this class all disorderly persons arrested except those counted in classes 1 through 25.

27. VAGRANCY

Maine criminal code has eliminated this as a violation, therefore arrests should no longer be scored for this offense.

28. ALL OTHER OFFENSES

Include in this class every other state or local offense not included in classes 1 through 27.

- Admitting minors to improper places.
- Bigamy and polygamy.
- Blackmail and extortion.
- Bribery.
- Contempt of court.
- Discrimination, unfair competition.
- Kidnapping.
- Offenses contributing to juvenile delinquency (except as provided for in classes 1 through 26), such as employment of children in immoral vocations or practices, etc.
- Perjury and subornation of perjury.
- Possession, repair, manufacture, etc. of burglar's tools.
- Possession or sale of obscene literature, pictures, etc.
- Public nuisances.
- Riot and rout.
- Trespass.
- Unlawfully bringing contraband into prisons or hospitals.
- Unlawful use, possession, etc. of explosives.
- Violations of state regulatory laws and municipal ordinances.
- Service of warrants.
- All offenses not otherwise classified.
- All attempts to commit any of the above.

29. SUSPICION

Not reported in Maine.

30. CURFEW AND LOITERING LAWS

(Juveniles) Count all arrests made for violations of local curfew or loitering ordinances.

31. RUNAWAY (Juveniles)

For purposes of the UCR program, report in this category apprehensions for protective custody as defined by local statute. Arrest of runaways from one jurisdiction by another agency should be counted by the home jurisdiction. Do not include protective custody actions with respect to runaways taken for other jurisdictions.

CALCULATION OF RATES

The Uniform Crime Reporting program provides data for police executives to measure local problems. To facilitate this function, the local data must be converted into terms of rates and percentages. Simple formulas are presented which may assist in these computations.

CRIME RATES

One of the most meaningful crime statistics is the crime rate. This is the number of Part I offenses per 1,000 inhabitants. This rate can be calculated for any city, town or county.

To compute crime rates, divide the community population by 1,000 and divide the number of offenses in each class by that number. The answer is the number of offenses per 1,000 population and is the crime rate for that particular offense.

Example:

- a. Population = 75,000.
 - b. Number of burglaries = 215.
- Divide $75,000 \div 1,000 = 75.0$.
Divide $215 \div 75.0 = 2.87$.

The crime rate for burglary is 2.87 per 1,000 inhabitants. This same computation can be completed to give you arrest rates per 1,000 inhabitants.

CLEARANCE RATES

The percentage of crimes cleared is obtained by dividing the number of offenses cleared by the number of offenses known. This answer is then multiplied by 100.

Example:

- a. Number of clearances in robbery = 38.
 - b. Number of total robberies = 72.
- Divide $38 \div 72 = 0.528$.
Multiply $0.528 \times 100 = 52.8$.
The clearance rate for robbery is 52.8%.

CRIME TREND DATA

Local agencies can compute crime trends for a given offense for their individual agency for a particular period of time.

Example:

a. Auto thefts in your jurisdiction for July through December last year were 21.

b. Auto thefts in your jurisdiction for July through December this year were 29.

Subtract $29 - 21 = 8$. Notice that 8 is an increase over the past year.

Divide $8 \div 21 = 0.38$. Always divide the difference by the total in the earlier time period.

Multiply $0.38 \times 100 = 38.0$.

Your trend in auto theft is a 38.0% increase for the last six months of this year as compared to the last six months of last year.

POLICE EMPLOYEE DATA

Police employee rates are expressed as the number of employees per 1,000 inhabitants of your city or town. To compute this rate, divide your population by 1,000 and divide the number of employees in your department by this number.

Example:

- a. Your jurisdiction's population = 75,000.
 - b. Your agency's number of employees = 102.
- Divide $75,000 \div 1,000 = 75$.
Divide $102 \div 75 = 1.36$.

Your employee rate is 1.36 employees per 1,000 inhabitants.

AUTHORITY

The Maine Uniform Crime Reporting Act was passed by the Special Session of the 106th Legislature and was signed into law by the Honorable GOVERNOR KENNETH M. CURTIS on February 28, 1974.

AN ACT RELATING TO THE INSTALLATION OF A UNIFORM CRIME REPORTING SYSTEM.

Revised Statutes, Title 25, Section 1544, amended. Section 1544 of Title 25 is amended by adding the new paragraph at the end to read as follows:

It shall be the duty of all state, county and municipal law enforcement agencies, including those employees of the University of Maine appointed to act as policemen, to submit to the State Bureau of Identification uniform crime reports, to include such information as is necessary to establish a Criminal Justice Information System and to enable the supervisor to comply with section 1544. It shall be the duty of the Bureau to prescribe the form, general content, time and manner of submission of such uniform crime reports. The Bureau shall correlate the reports submitted to it and shall compile and submit to the Governor and Legislature annual reports based on such reports. A copy of such annual reports shall be furnished to all law enforcement agencies.

The Bureau shall establish a category for abuse by adults of family or household members and a category for crimes that manifest evidence of prejudice based on race, religion, sexual orientation, ethnicity, or disability that are supplementary to its other reported information. The Bureau shall prescribe the information to be submitted in the same manner as for all other categories of the uniform crime reports.