


MAINE STATE LEGISLATURE

The following document is provided by the
LAW AND LEGISLATIVE DIGITAL LIBRARY
at the Maine State Law and Legislative Reference Library
<http://legislature.maine.gov/lawlib>



Reproduced from scanned originals with text recognition applied
(searchable text may contain some errors and/or omissions)

STATE of MAINE



Compendium of State Fiscal Information

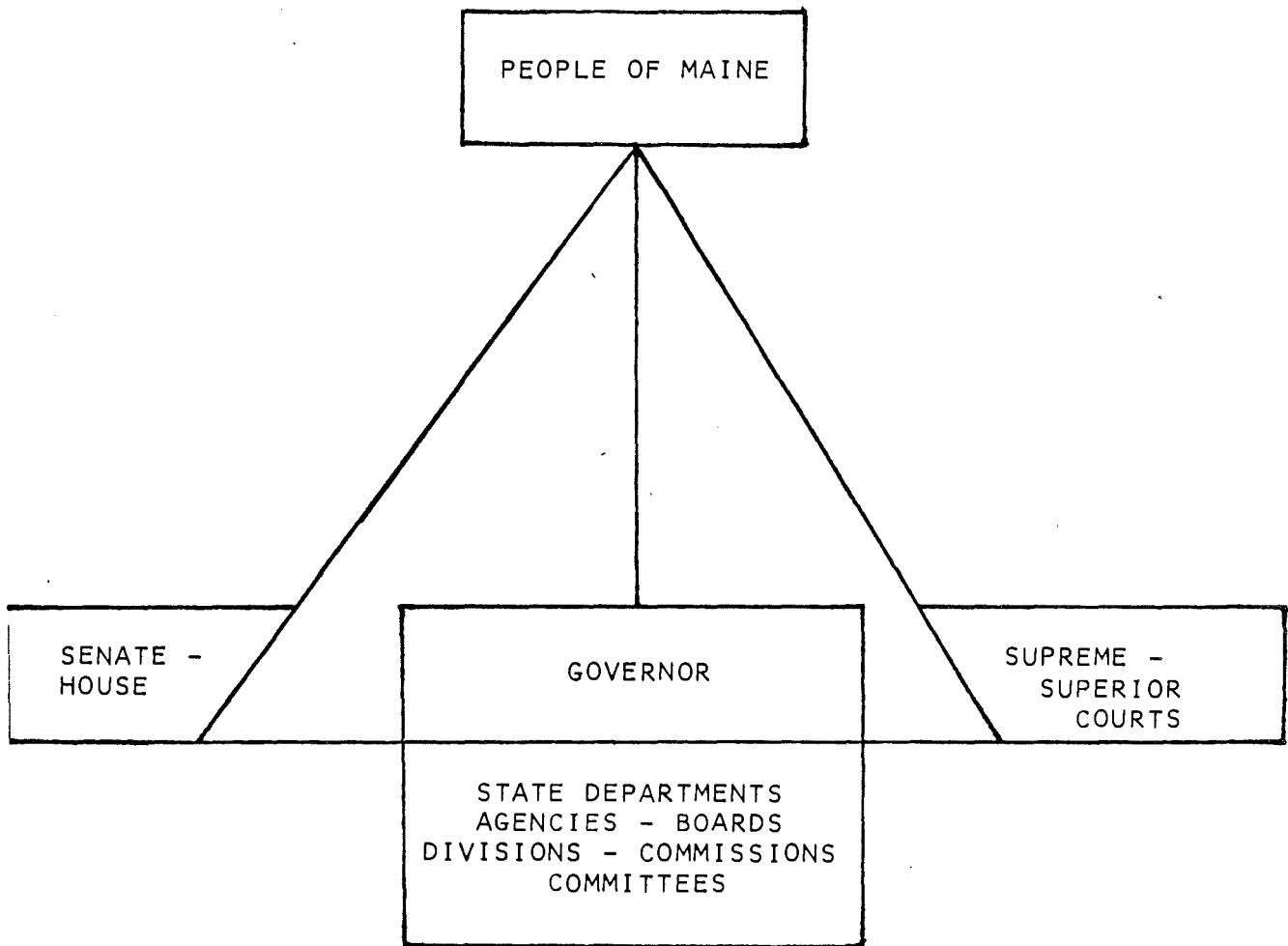
PUB. 17

DECEMBER, 1985

PREPARED BY:

Maine State Legislature
Office of
Fiscal and Program Review

S T A T E O F M A I N E



COMPENDIUM OF STATE FISCAL INFORMATION

PUB. #17
DECEMBER, 1985

PREPARED BY
MAINE STATE LEGISLATURE
OFFICE OF
FISCAL AND PROGRAM REVIEW

C O N T E N T S

Introduction	1
Operating Revenues and Expenditures, Table of	2
Consolidated Revenues Table of Percentage Amounts	3
Consolidated Expenditures Table of Percentage Amounts	4
Total Operating Funds, Summary Schedule of Revenues	5
Expenditures	6
General Fund, Summary Schedule of Revenues	7
Expenditures	8
Expenditure Comparison Graph	9
Highway Fund, Summary Schedule of Revenues	10
Expenditures	11
Expenditure Comparison Graph.	12
Other Special Revenue Funds, Summary Schedule of Revenues	13
Expenditures	14
Expenditure Comparison Graph.	15
General Fund Expenditures of State Contingent Account	16
Highway Fund Statement of Unappropriated Surplus	17
Tax and Revenue Sources, Table of	18
Sales and Use Tax	19
Income Tax	20-21
Franchise Tax on Financial Institutions	22
Liquor and Beer Tax	22-23
Cigarette Tax	23
Inheritance Tax	23-24
Estate Taxes	24
Railroad Taxation	25
Telephone and Telegraph Company Taxation	25
Insurance Company Taxes	26-27
Motor Vehicle Fees and Operator's License	28-30
Real Estate Transfer Tax	31
Pari-Mutuel Revenue	31-32
Gasoline and Use Fuel Tax	32-33
Aeronautical Gas Tax	33
Spruce Budworm Suppression Tax	33
Inland Fisheries and Wildlife Licenses	34-36
Sardine Development Tax	36
Blueberry Tax	36
Potato Tax	37
Commercial Forestry Excise Tax	37
Fertilizer Tax	37
Unorganized Territory Educational & Services Tax	38
Mining Excise Tax.	38
Bonded Debt, Summary of	39-40

INTRODUCTION

The normal operations of our Maine state government are recorded and controlled on a fund basis in three major operating funds: GENERAL FUND, HIGHWAY FUND and OTHER SPECIAL REVENUE FUNDS.

The GENERAL FUND receives its revenues from GENERAL STATE REVENUE SOURCES, the largest source being from Sales and Use Taxes.

The HIGHWAY FUND provides most of the financing of the Bureaus of Highways and its allied divisions in the Department of Transportation. This fund receives its revenues from three major sources: Gasoline, Use Fuel and Motor Carrier Tax and Motor Vehicle Registrations and Driver Licenses.

OTHER SPECIAL REVENUE FUNDS receive their revenues from segregated or dedicated sources and the funds are expended by category for special purposes. The major source of revenue in OTHER SPECIAL REVENUE FUNDS is derived from the federal government.

In addition to the three operating funds that are listed above, there are numerous other funds that are used to record specific activities such as Capital Project, General Long Term Debt, Enterprise Fund, Intragovernmental Services and Trust and Agency Funds.

The information contained within this report was compiled from the Bureau of Taxation, State Treasury reports, the Maine Revised Statutes Annotated, Department of Finance and Administration financial reports and records from the Legislative Finance Office.

TABLE OF
OPERATING REVENUES AND EXPENDITURES

GENERAL FUND	HIGHWAY FUND	OTHER SPECIAL REVENUE FUNDS
<u>Revenue Source</u>	<u>Revenue Source</u>	<u>Revenue Source</u>
Unorganized Territory Educational and Services Tax Income Taxes Sales and Use Tax Federal Grants Liquor and Beer Tax Cigarette Tax Other Revenues Public Utilities Tax Inheritance - Estate Tax Company Tax All Other Taxes Pari-Mutuels Tax	Gas - Use Fuel Tax License - Registration Fees Cities - Towns - Counties Other Revenues All Other Taxes	From Federal Government Hunting - Fishing Licenses Service Charges - Current Services Other Taxes Sardine Development Tax Other Revenues Gas - Use Fuel Tax Taxes on Insurance Companies From Cities - Towns - Counties Transf. from other Operating Insurance Funds Unorganized Territory Educational and Services Tax
<u>Expenditures</u>	<u>Expenditures</u>	<u>Expenditures</u>
General Government Economic Development Education and Culture Human Services Manpower Natural Resources Public Protection Transportation	General Government Economic Development Public Protection Transportation	General Government Economic Development Education and Culture Human Services Manpower Natural Resources Public Protection Transportation

CONSOLIDATED REVENUES

(General Fund, Highway Fund, Special Operating Funds)

NOTE: This table shows the percentage amount of revenue, by each revenue source, based on the fiscal year figures of 1985, 1984, 1983, 1982, and 1981 for comparison.

<u>REVENUE SOURCE</u>	<u>PERCENTAGE AMOUNT RECEIVED</u>				
	<u>1985</u>	<u>1984</u>	<u>1983</u>	<u>1982</u>	<u>1981</u>
From federal government	31.2	31.4	33.4	31.1	33.7
Sales - Use Tax	22.2	21.6	21.1	19.9	19.5
Income Tax	22.1	21.6	21.1	19.6	17.9
Gasoline - Use Fuel Tax (Net)	5.3	5.7	4.3	3.9	4.0
Unemployment Compensation Tax*	----	----	----	5.0	5.2
Liquor - Beer (Net)	2.1	2.2	2.5	2.5	2.8
Cigarette Tax	1.8	2.0	1.9	2.0	2.0
Motor Vehicle Fees-Operator's License	2.9	3.0	2.9	2.8	2.8
Other Revenue	2.8	2.4	2.3	2.3	2.3
Federal Revenue Sharing & Interest	----	----	----	----	.5
Service Charges - Current Services	2.3	2.3	2.6	2.2	1.7
Public Utilities Taxes	1.8	1.9	2.0	2.0	1.6
Insurance Company Taxes	1.2	1.3	1.3	1.3	1.2
Unorganized Territory Tax	.4	.4	.5	.6	.7
Inheritance - Estate Taxes	.7	.9	.9	1.4	1.2
Other Taxes	1.1	1.1	.8	.7	.7
From Cities - Towns - Counties	.3	.3	.4	.6	.7
Hunting-Fishing Licenses	.6	.5	.6	.6	.6
Spruce Budworm Tax	.2	.4	.5	.6	.5
Transferred from Lottery Commission	.3	.3	.3	.2	.1
Commission on Pari-mutuels	.1	.1	.1	.1	.1
Transfers from other Operating Funds	.6	.6	.5	.6	.5
	<u>100%</u>	<u>100%</u>	<u>100%</u>	<u>100%</u>	<u>100%</u>

*Beginning in 1983, Unemployment Compensation is included under Expendable Trusts Funds due to changing accounting standards.

CONSOLIDATED EXPENDITURES

(General Fund, Highway Fund, Special Operating Funds)

This table shows the percentage amount of expenditures by expenditure grouping based on the fiscal year figures of 1985, 1984, 1983, 1982, and 1981, for comparison purposes.

<u>EXPENDITURES</u>	<u>PERCENTAGE AMOUNT EXPENDED</u>				
	<u>1985</u>	<u>1984</u>	<u>1983</u>	<u>1982</u>	<u>1981</u>
General Government	12.4%	12.7%	12.5%	11.7%	13.2%
Economic Development	1.8	1.6	1.4	1.7	1.4
Education and Culture	30.4	31.0	30.9	29.5	28.7
Human Services	36.1	35.8	35.3	32.9	32.8
Manpower	2.4	2.6	2.5	7.6	8.3
Natural Resources	2.7	2.8	2.8	3.0	3.0
Public Protection	1.8	1.8	1.9	1.8	1.7
Transportation	<u>12.4</u> 100%	<u>11.7</u> 100%	<u>12.7</u> 100%	<u>11.8</u> 100%	<u>11.4</u> 100%

NOTE: Beginning in 1983, Unemployment Compensation is included under Expendable Trust Funds due to changing accounting standards.

OPERATING REVENUES - ALL FUNDS(1)

(General Fund - Highway Fund - Special Funds)

Fiscal Years 1981 - 1985

REVENUES	1985	1984	1983	1982	1981
Unorganized Territory Educational and Services Tax	6,981,321	5,940,659	6,750,562	6,927,783	7,805,753
Inheritance - Estate Taxes	11,614,318	13,271,292	11,699,141	17,074,125	14,235,541
Spruce Budworm Tax	2,873,221	5,223,298	5,772,450	7,111,368	6,369,512
Sales - Use Taxes	353,190,435	314,702,859	270,306,013	249,342,069	235,160,515
Gasoline - Use Fuel Tax and Motor Vehicle Tax	84,936,512	83,172,130	55,280,987	49,213,399	48,680,472
* Unemployment Compensation Tax	-----	-----	-----	62,913,565	62,297,910
Income Tax	350,770,108	313,960,092	268,975,655	245,675,142	215,793,624
Cigarette Tax	29,157,874	28,601,310	23,988,257	24,661,440	24,375,774
Public Utilities Tax	28,939,578	27,551,701	25,681,025	26,121,644	19,061,500
Insurance Company Tax	19,794,397	18,907,626	16,457,916	15,781,844	14,348,895
Motor Vehicle Fees-Driver Licenses	45,690,971	43,362,431	37,191,158	35,226,675	34,181,762
Hunting Fishing Licenses	9,711,201	8,078,843	7,536,083	7,325,039	6,977,326
Commission - Pari-Mutuels	1,179,588	1,133,696	1,234,737	1,616,677	1,723,639
Other Taxes	16,963,678	15,517,083	10,633,410	8,385,036	9,012,189
Federal Revenue Sharing & Interest	-----	-----	-----	-----	6,487,368
From Federal Government	495,154,244	457,349,083	426,513,632	389,793,375	406,034,188
From Cities-Towns-Counties	4,559,850	4,244,233	4,622,259	8,157,307	8,195,175
Service Charges-Current Services	36,019,813	33,907,358	32,823,142	27,599,466	20,539,921
Liquor - Beer (Net)	32,950,447	32,538,133	32,101,525	31,533,461	30,037,762
Transferred from Lottery Commission	4,429,033	4,515,771	3,693,744	2,390,570	1,093,334
Other Revenues	44,579,451	34,948,465	29,177,455	29,517,205	27,159,925
Transfers from Other Operating Funds	8,744,197	8,347,218	6,718,487	8,224,722	6,418,986
TOTAL OPERATING REVENUES	1,588,240,237	1,455,273,281	1,277,157,638	1,254,591,923	1,205,991,079

(1) Does not include Proceeds from Bonds or Debt Service.

* Beginning in 1983, this item is included under Expendable Trust Funds due to changing accounting standards.

TOTAL OPERATING EXPENDITURES - ALL FUNDS (1)
(General Fund - Highway Fund - Special Funds)
Fiscal Years 1981 - 1985

EXPENDITURES	1985	1984	1983	1982	1981
General Government	194,914,009	180,450,195	165,027,670	151,147,297	160,567,213
Economic Development	28,354,851	23,107,777	18,469,425	22,416,383	17,377,442
Education and Culture	478,429,712	441,056,916	408,724,063	380,639,007	349,878,569
Human Services	569,157,337	509,557,031	467,418,150	424,214,279	392,525,872
*Manpower	38,330,907	36,461,429	33,887,534	97,601,563	100,529,965
Natural Resources	42,164,487	39,038,672	36,771,144	39,005,734	36,441,745
Public Protection	28,353,265	25,771,475	24,797,081	23,339,196	21,088,326
Transportation	194,739,411	166,932,659	168,082,109	152,118,590	138,234,147
TOTAL OPERATING EXPENDITURES	<u>1,574,443,979</u>	<u>1,422,376,154</u>	<u>1,323,177,176</u>	<u>1,290,482,049</u>	<u>1,216,643,279</u>

(1) Does not include Proceeds from Bonds or Debt Service.

* Beginning in 1983, Unemployment Compensation is included under Expendable Trust Funds due to changing accounting standards.

TOTAL GENERAL FUND - REVENUES

Fiscal Years 1981 - 1985

REVENUES	1985	1984	1983	1982	1981
Unorganized Territory Educational and Services Tax	4,570,945	4,717,374	6,750,562	5,716,522	4,693,241
Inheritance - Estate Tax	11,614,318	13,271,292	11,699,141	17,074,125	14,235,541
Spruce Budworm Tax	-----	-----	-----	-----	(12,658)
Income Tax - Individual	283,029,022	251,525,135	226,151,864	200,776,041	169,635,726
Income Tax - Corporate	51,499,402	50,065,972	32,024,707	35,153,875	37,513,600
Sales - Use Tax	333,864,342	299,437,835	259,554,820	238,723,026	225,873,713
Cigarette Tax	29,157,874	28,601,310	23,988,257	24,661,440	24,375,774
Public Utilities Tax	27,045,866	25,797,713	24,381,025	24,821,729	18,611,712
Insurance Company Taxes	18,296,887	16,624,379	15,137,087	14,257,811	13,405,055
Commission - Pari-Mutuels	457,620	437,167	581,751	926,173	1,005,012
Liquor - Beer (Net)	30,226,569	29,794,491	29,514,995	29,776,424	30,037,762
From Federal Government	567,473	1,362,859	627,308	687,750	949,697
From Cities-Towns-Counties	764,011	764,001	773,100	764,021	764,011
Transferred from Lottery Commission	4,429,033	4,515,771	3,693,744	2,390,570	1,093,334
Service Charges-Current Services	16,521,975	16,406,361	18,399,675	16,694,919	11,759,083
Other Taxes	8,067,876	7,722,386	3,715,007	3,455,380	3,362,601
Other Revenues	21,942,742	17,248,571	15,552,446	19,214,840	16,631,168
Transfers fm Other Operating Funds	6,162,386	6,475,545	4,960,625	4,822,180	5,019,696
TOTAL GENERAL FUND REVENUES	848,218,341	774,768,162	677,506,114	639,916,836	578,954,080

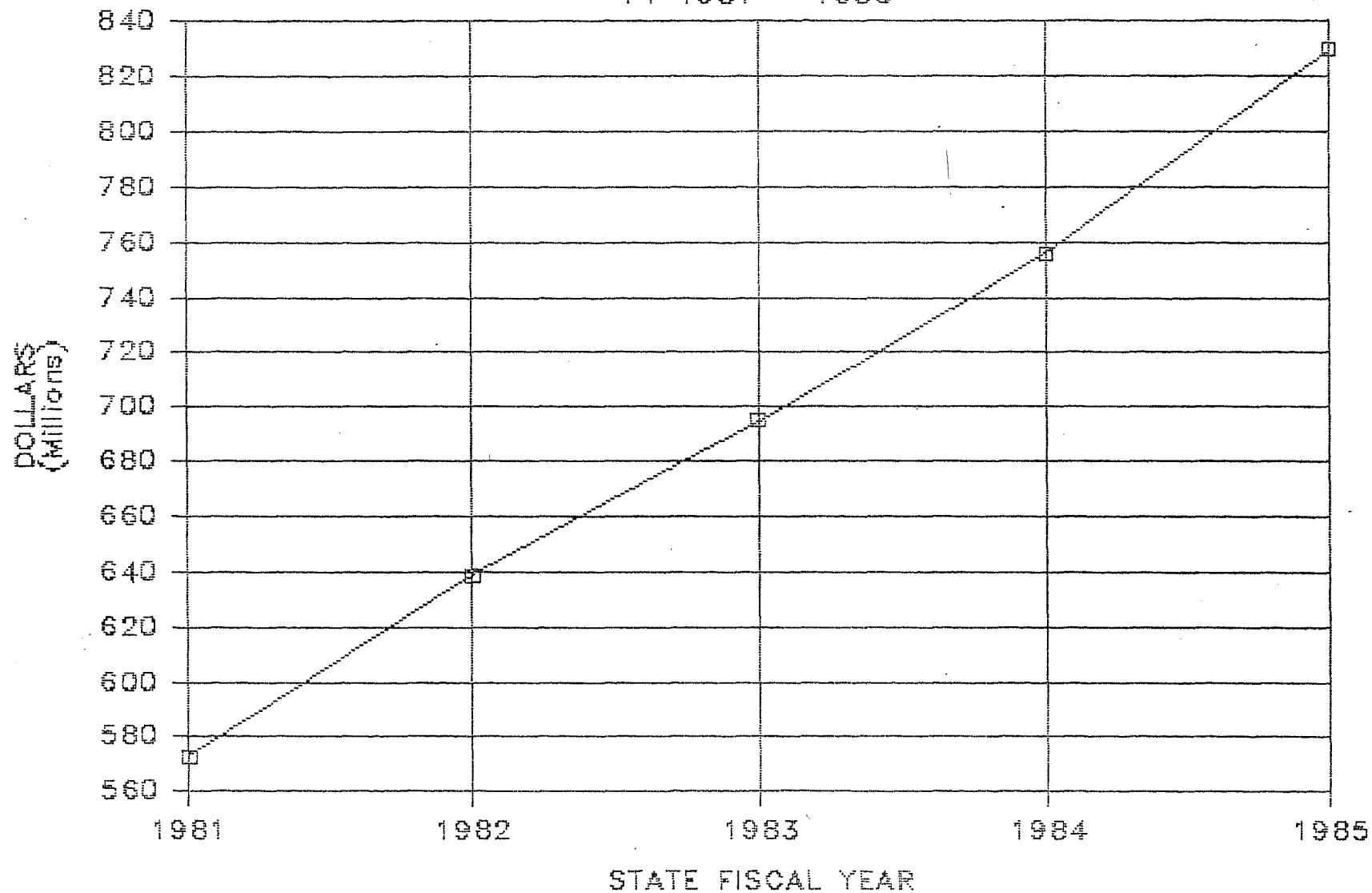
TOTAL GENERAL FUND - EXPENDITURES⁽¹⁾
Fiscal Years 1981 - 1985

EXPENDITURES	1985	1984	1983	1982	1981
General Government	102,650,777	92,348, 613	87,988,097	79,072,394	74,845,226
Economic Development	14,616,566	12,719,287	9,055,895	12,200,925	6,874,868
Education and Culture	423,035,131	388,102,413	360,533,618	333,910,795	294,169,542
Human Services	258,085,006	235,317,696	214,861,423	190,656,485	175,273,514
Manpower	1,805,166	1,620,299	1,313,892	1,202,805	937,476
Natural Resources	16,111,783	13,715,258	13,172,470	12,642,851	12,835,011
Public Protection	11,013,163	10,136,495	5,770,304	5,634,431	5,641,551
Transportation	2,299,021	2,237,850	2,405,657	2,376,590	2,432,458
TOTAL GENERAL FUND EXPENDITURES	<u>829,616,613</u>	<u>756,197,911</u>	<u>695,101,356</u>	<u>638,597,281</u>	<u>573,009,649</u>

(1) Does not include Proceeds from Bonds or Debt Service.

GENERAL FUND EXPENDITURES

FY 1981 - 1985



TOTAL HIGHWAY FUND - REVENUES
Fiscal Years 1981 - 1985

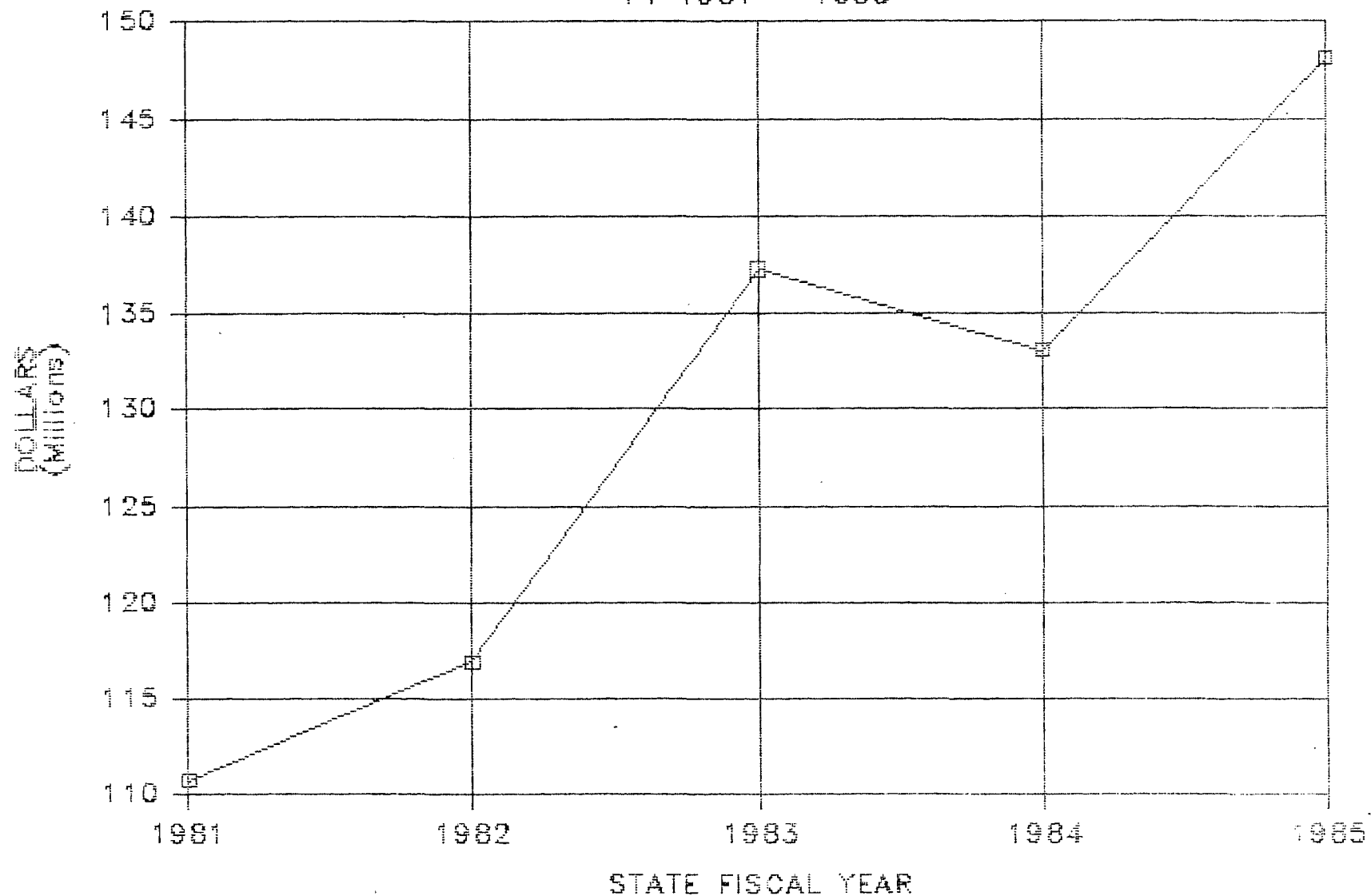
REVENUES	1985	1984	1983	1982	1981
Gasoline Tax (Net)	71,522,501	69,914,805	47,935,110	42,860,539	42,837,722
Use Fuel Tax (Net)	12,653,213	12,253,111	6,541,900	5,604,691	5,111,466
Motor Carrier Tax (Net)	4,192	5,318	(2,307)	1,590	3,037
Motor Vehicle Fees-Driver Licenses	45,690,971	43,362,431	37,191,762	35,226,675	34,181,762
Other Taxes	1,361,983	1,382,575	882,163	920,827	844,997
From Cities-Towns-Counties	3,396,705	3,059,379	2,877,462	5,020,105	3,649,380
Service Charges-Current Services	8,406,003	8,318,020	8,039,144	3,016,035	2,735,912
Other Revenues	3,540,088	1,926,467	1,275,620	1,398,666	1,984,354
Contrib.Trans.from Other Funds	-----	-----	-----	-----	-----
TOTAL HIGHWAY FUND REVENUES	<u>146,575,656</u>	<u>140,222,106</u>	<u>104,740,250</u>	<u>94,049,133</u>	<u>91,348,635</u>

TOTAL HIGHWAY FUND - EXPENDITURES
Fiscal Years 1981 - 1985

EXPENDITURES	1985	1984	1983	1982	1981
General Government	9,685,665	8,626,812	7,851,706	6,999,556	6,096,119
Economic Development	95,485	121,922	86,174	591,348	1,037,269
Public Protection	14,004,890	12,859,004	16,640,517	14,573,394	13,370,525
Transportation	124,344,657	111,489,885	112,675,132	94,809,741	90,269,457
TOTAL HIGHWAY FUND EXPENDITURES	<u>148,130,697</u>	<u>133,097,623</u>	<u>137,253,529</u>	<u>116,974,040</u>	<u>110,773,371</u>

HIGHWAY FUND EXPENDITURES

FY 1981 - 1985



OTHER SPECIAL REVENUE FUNDS - REVENUES
Fiscal Years 1981 - 1985

REVENUES	1985	1984	1983	1982	1981
Unorganized Territory Educational and Services Tax	2,410,375	1,223,285	---	1,211,260	3,112,511
Spruce Budworm Tax	2,873,221	5,223,298	5,772,450	7,111,368	6,382,170
Gasoline - Use Fuel Tax (Net)	756,606	998,896	806,284	746,577	728,246
* Income Tax	13,880,069	10,363,882	9,421,612	8,250,499	6,964,619
* Corporate Income Tax	2,361,614	2,005,104	1,377,471	1,494,728	1,679,678
* Sales and Use Tax	19,326,093	15,265,023	10,751,194	9,910,858	9,286,801
** Unemployment Compensation Tax	-----	-----	-----	62,913,565	62,297,910
Sardine Development Tax	168,274	22,043	239,587	311,451	208,832
Insurance Company Taxes	1,497,511	2,283,247	1,320,829	1,524,033	943,840
Hunting-Fishing and Related Licenses	9,355,778	7,825,176	7,536,083	7,019,353	6,700,691
Other Taxes	10,336,649	8,894,262	7,749,639	6,701,660	6,040,802
Federal Revenue Sharing and Interest	-----	-----	-----	-----	6,487,368
From Federal Government	494,586,771	455,986,224	425,886,324	389,105,625	405,084,490
From Cities-Towns-Counties	399,133	420,853	971,697	2,373,180	3,781,783
Service Charges - Current Services	11,091,835	9,182,977	6,384,323	7,888,511	6,044,924
Other Revenues	19,096,622	15,773,427	12,349,389	10,660,728	8,544,395
Transfers from Other Operating Funds	5,305,690	4,615,316	4,344,392	3,402,542	1,399,290
TOTAL SPECIAL REVENUE FUNDS-REVENUES	593,446,241	540,083,013	494,911,274	520,625,952	535,688,362

*State-Municipal Revenue Sharing (4.75% of Sales and Use Tax and Income Taxes until 7/1/85; 5.1% after 7/1/85).

**Beginning in 1983, this item is included under Expendable Trust Funds due to a change in accounting standards.

TOTAL OTHER SPECIAL REVENUE FUNDS - EXPENDITURES
Fiscal Years 1981 - 1985

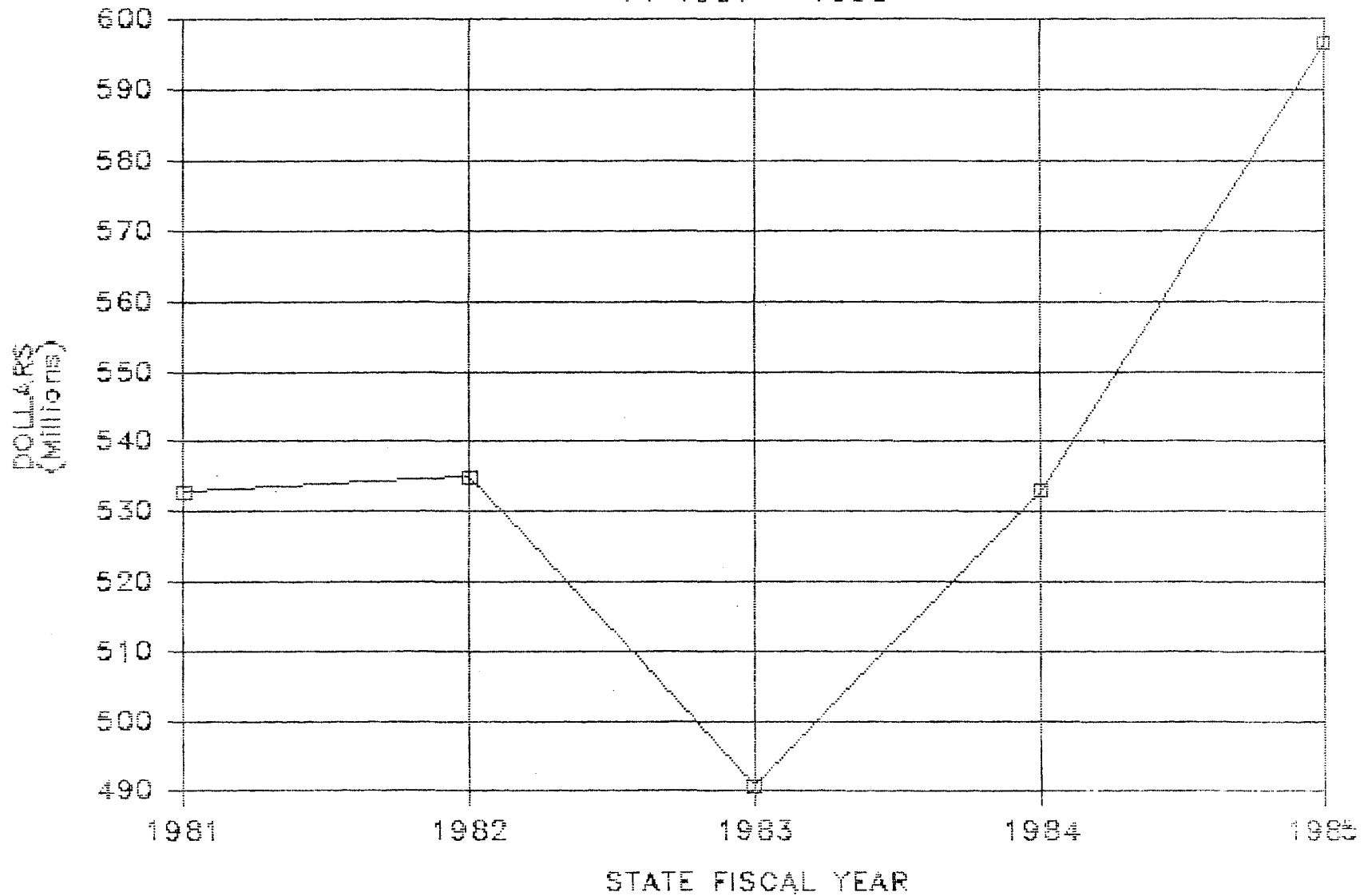
EXPENDITURES	1985	1984	1983	1982	1981
General Government	82,577,569	79,474,769	69,187,869	64,175,345	79,625,866
Economic Development	13,642,801	10,266,567	9,327,356	9,624,109	9,465,305
Education and Culture	55,394,586	52,954,502	48,190,446	46,728,210	55,709,026*
Human Services	311,072,329	274,239,333	252,556,726	233,557,792	217,252,356
Manpower**	36,525,741	34,841,131	32,573,643	96,398,758	99,592,489
Natural Resources	26,052,705	25,323,414	23,598,676	26,362,882	23,606,734
Public Protection	3,335,211	2,775,977	2,386,259	3,131,370	2,076,248
Transportation	68,095,733	53,204,926	53,001,323	54,932,257	45,532,231
TOTAL SPECIAL REVENUE FUNDS-EXPENDITURES	<u>596,696,675</u>	<u>533,080,619</u>	<u>490,822,298</u>	<u>534,910,727</u>	<u>532,860,258</u>

*Includes Federal Revenue Sharing

**Beginning in 1983, Unemployment Compensation is included under Expendable Trust Funds due to changing accounting standards.

OTHER SPECIAL REV. FUND EXPENDITURES

FY 1981 - 1985



GENERAL FUND
EXPENDITURES OF STATE CONTINGENT ACCOUNT

<u>YEAR</u>	<u>ACTUAL EXPENDITURES FOR EACH YEAR</u>
1957	\$170,014
1958	92,596
1959	128,377
1960	240,628
1961	181,353
1962	302,402
1963	285,606
1964	179,499
1965	287,682
1966	249,301
1967	343,830
1968	151,604
1969	338,574
1970	608,283
1971	467,208
1972	598,678
1973	594,693
1974	627,610
1975	639,020
1976	402,230
1977	347,875
1978	57,110
1979	300,558
1980	209,264
1981	129,281
1982	111,872
1983	187,132
1984	174,800
1985	158,757
Balance July 1, 1985	\$350,000
Authorization:	State Contingent Fund M.R.S.A. Title 5, §1507

HIGHWAY FUND
STATEMENT OF UNAPPROPRIATED SURPLUS

<u>YEAR</u>	<u>BALANCE</u> <u>JUNE 30th</u>
1957	\$ 5,653,575
1958	4,507,338
1959	4,173,198
1960	5,578,507
1961	6,502,790
1962	4,826,982
1963	3,859,577
1964	2,519,764
1965	3,131,375
1966	2,551,645
1967	3,269,872
1968	4,667,675
1969	3,314,921
1970	5,586,435
1971	3,031,159
1972	4,401,215
1973	8,775,740
1974	7,477,657
1975	6,154,215
1976	8,524,650
1977	15,865,262
1978	12,999,561
1979	7,912,384
1980	9,581,984
1981	2,441,006
1982	35,249
1983	1,873,619
1984	16,391,683
1985	19,848,125

TAX AND REVENUE SOURCE

The following pages contain a summary of existing major taxation and revenue sources. The summary includes present tax bases and license fees showing dates of adoption and more recent amendments to same.

The following table is a listing of these tax and revenue sources showing the accrual of each tax or revenue to the respective funds as established by law:

STATE TAX OR REVENUE SOURCE	UNDEDICATED ACCRUES TO GENERAL FUND	DEDICATED ACCRUES TO HIGHWAY FUND	DEDICATED ACCRUES TO SPECIAL FUNDS
Sales - Use Tax	x		*x(5.1% of receipts
Income Tax	x		(are credited to
Bank Franchise Tax	x		x(local govt.fund
Liquor - Beer Tax (Net)	x		
Cigarette Tax	x		
Inheritance Tax	x		
Estate Tax	x		
Railroad Tax	x		
Tel & Tel Co Tax	x		
Insurance Co Tax	x		x-3/4 of 1% -Fire Investigation: Workers'Comp. Rehab. Fund
Real Estate Transfer Tax	x		x-H.O.M.E. Fund
Pari-Mutuel Revenue	x		x-1% Stipend Fund
Gasoline-Use Fuel Tax		x	
Aeronautical Gas Tax	x		
Motor Vehicle Fees - Operators Licenses		x	
State Lottery	x		
Spruce Budworm Suppression Tax	x		
Unorganized Territory- Educational & Service Tax			x**
Commercial Forestry Excise Tax	x		x
Hunting - Fishing Licenses			x-Inland Fisheries and Wildlife
Mining Excise Tax	x		
Sardine Tax			x (Development
Blueberry Tax			x (and
Potato Tax			x (
Dairy & Nutrition Council			x (Conservation
Fertilizer Tax			x (Purposes

* Effective July 1, 1985, 5.1% of sales-use tax and income tax receipts plus \$237,000 per month will be transferred to the Local Government Fund (PL 1983, c.855, §2).

**Funds collected under this tax are used to reimburse the General Fund for services provided to the Unorganized Territory.

SALES AND USE TAX (Adopted 1951)

- I Sales Tax (36 M.R.S.A. c.213). This tax is imposed at the rate of 5% of the sale price of all tangible personal property, telephone and telegraph services, and extended cable television service sold at retail in this state, and upon the rental charged for living quarters in hotels, rooming houses, tourist or trailer camps, and upon rental charged for automobiles rented on a short term basis. Items sold at casual sale are exempt, with the exception of motor vehicles and aircraft.

Generally speaking, the exclusions are: Food for home consumption, water, fuels for domestic use, first 750 kilowatts per month of electricity for domestic use, agricultural materials used in agricultural production, medicines for human beings sold on doctor's prescription, prosthetic devices, machinery and equipment used directly in manufacturing/agricultural production, commercial fishing, repair parts for manufacturing machinery, items consumed or destroyed directly in production, water and air pollution control facilities, trade-ins of motor vehicles, farm tractors, boats, aircraft, self-propelled vehicles used to harvest lumber, motor vehicle fuels where an excise tax is charged, and rail track materials.

- II Use Tax (36 M.R.S.A. c.215). This tax is imposed at the rate of 5% of the purchase price on the storage, use or other consumption in this state of tangible personal property purchased at retail sales when sales tax is not paid at the time of purchase. This tax is basically a tax upon items purchased outside the state for use in Maine.

(Originally enacted in 1951 at 2% - amended in 1957 increasing to 3%. Amended in 1959 to include living quarter rentals thus broadening the tax base. Amended in 1963 increasing rate to 4%. Amended in 1965 to include telephone and telegraph service charges. Amended in 1967 increasing to 4-1/2% effective November 1, 1967. Amended in 1969 increasing to 5% effective June 1, 1969. Amended in 1977 to include rental of automobiles rented on a short-term basis. Amended various times since enactment to change exemptions, most recently in 1983, 1984, and 1985.)

INCOME TAX (Adopted in 1969)

- I. Individual Income Tax (36 M.R.S.A. c.803-c.807). A tax is imposed for each taxable year on the entire taxable income of every resident individual of this state and on the taxable income of every non-resident individual which is derived from sources within this state.

The taxable income for a resident individual of this state is his federal adjusted gross income as defined in the laws of the United States with the modifications and less the deductions and personal exemptions provided in the Maine law.

The taxable income for a nonresident individual is that part of his federal adjusted gross income derived from sources within this state, as defined in the Maine law, less allowable deductions and personal exemptions.

EFFECTIVE 1985 INDIVIDUAL TAX RATES

1985 INDEX RATE IS 1.02 (2.0%)

TAX SCHEDULE FOR SINGLE INDIVIDUALS AND
MARRIED PERSONS FILING SEPARATE RETURNS

<u>If the taxable income is:</u>	<u>The tax is:</u>
Not over \$2,000	1% of the taxable income
\$ 2,000 but not over \$ 4,300	\$ 20 plus 2% of excess over \$ 2,000
\$ 4,300 but not over \$ 6,300	\$ 66 plus 3% of excess over \$ 4,300
\$ 6,300 but not over \$ 8,500	\$ 126 plus 6% of excess over \$ 6,300
\$ 8,500 but not over \$10,600	\$ 258 plus 7% of excess over \$ 8,500
\$10,600 but not over \$15,900	\$ 405 plus 8% of excess over \$10,600
\$15,900 but not over \$25,000	\$ 829 plus 9.2% of excess over \$15,900
\$25,000 or more	\$1,666 plus 10% of excess over \$25,000

TAX RATE SCHEDULE FOR UNMARRIED OR LEGALLY SEPARATED
TAXPAYERS WHO QUALIFY AS HEADS OF HOUSEHOLDS

<u>If the taxable income is:</u>	<u>The tax is:</u>
Not over \$3,300	1% of the taxable income
\$ 3,300 but not over \$ 6,300	\$ 33 plus 2% of excess over \$ 3,300
\$ 6,300 but not over \$ 9,600	\$ 93 plus 3% of excess over \$ 6,300
\$ 9,600 but not over \$12,700	\$ 192 plus 6% of excess over \$ 9,600
\$12,700 but not over \$15,900	\$ 378 plus 7% of excess over \$12,700
\$15,900 but not over \$23,900	\$ 602 plus 8% of excess over \$15,900
\$23,900 but not over \$37,500	\$1,242 plus 9.2% of excess over \$23,900
\$37,500 or more	\$2,493 plus 10% of excess over \$37,500

(Individual Tax Rates Con't)

TAX SCHEDULE FOR MARRIED TAXPAYERS AND
WIDOWS AND WIDOWERS FILING JOINT FEDERAL RETURNS

<u>If the taxable income is:</u>	<u>The tax is:</u>
Not over \$4,300	1% of the taxable income
\$ 4,300 but not over \$ 8,500	\$ 43 plus 2% of excess over \$ 4,300
\$ 8,500 but not over \$12,700	\$ 127 plus 3% of excess over \$ 8,500
\$12,700 but not over \$17,000	\$ 253 plus 6% of excess over \$12,700
\$17,000 but not over \$21,200	\$ 511 plus 7% of excess over \$17,000
\$21,200 but not over \$31,900	\$ 805 plus 8% of excess over \$21,200
\$31,900 but not over \$50,000	\$1,661 plus 9.2% of excess over \$31,900
\$50,000 or more	\$3,326 plus 10% of excess over \$50,000

Effective for 1983 tax years and thereafter, the individual tax rate schedule will be indexed up to the first \$15,000 of taxable income for single taxpayers, \$22,500 for heads of households and \$30,000 for married joint filers. In addition, the personal exemption and standard deduction will also be indexed.

Personal Exemption remains \$1,000.

Standard Deduction:

Single	\$1,700 or 16% of M.A.G.I. up to \$2,500
Married-Separate. .	\$1,100 or 16% of M.A.G.I. up to \$1,400
Married-Joint . . .	\$2,100 or 16% of M.A.G.I. up to \$3,100

II. Corporate Income Tax (36 M.R.S.A. c.817). The Maine Corporate Income Tax is levied on Maine net income. "Maine Net Income" is the taxable income of the corporation under the federal income tax law, or that portion of such income allocated or apportioned to Maine in the case of a corporation doing business both within and without Maine.

For allocation purposes, the Uniform Division of Income for Tax Purposes Act has been incorporated in the Maine law. This allocates income on the basis of a three-factor formula involving payroll, property and sales.

Effective for 1983 tax years and thereafter, a taxable corporation which is a member of an affiliated group and which operates in a unitary fashion must file a combined return based on federal taxable income.

EFFECTIVE CORPORATE TAX RATES

<u>If the Maine Net Income is:</u>	<u>The tax is:</u>
Not over \$25,000	3.5% of Maine Net Income
\$ 25,000 but not over \$ 75,000	\$ 875 plus 7.93% of excess over \$ 25,000
\$ 75,000 but not over \$250,000	\$ 4,840 plus 8.33% of excess over \$ 75,000
\$250,000 or more	\$19,417 plus 8.93% of excess over \$250,000

FRANCHISE TAX ON FINANCIAL INSTITUTIONS (Adopted 1983) 36 M.R.S.A. c.819

The corporate income franchise tax on financial institutions was repealed after 1983 tax years and replaced with a franchise tax based on Maine net income and assets. (P.L. 1983,c.842)

A tax is imposed for each calendar year or fiscal year ending during that calendar year upon the franchise or privilege of doing business in Maine of every taxable entity which is a bank, savings banks, savings institution, trust company and every savings and loan association, or loan and building association, that has a business location in Maine.

The franchise tax is comprised of two parts: (1) five-tenths percent (0.5%) of Maine net income for those taxable entities described above; and (2) four cents per \$1,000 of assets for those taxable entities described above.

LIQUOR AND BEER TAX (Adopted 1933-34)

- I. State Liquor Tax (28 M.R.S.A. §451). To produce a state liquor tax markup of not less than 75% based on the less carload cost FOB State Liquor Commission Warehouse and, in addition thereto, levy an excise tax of 75 cents per gallon on wines containing more than 14% alcohol by volume.

(Amended in 1955 to include additional taxes on wines as shown above. Amended in 1961, increasing tax to 65% from 61%. Amended in 1967, increasing tax markup from 65% to 75%. Amended in 1981, adding a "Premium" of 62 1/2 cents per proof gallon.)

- II. Malt Liquor Tax (28 M.R.S.A. §452). A wholesale licensee who imports malt liquor shall pay an excise tax of 25 cents per gallon. There shall be levied and imposed an excise tax on all malt liquor manufactured in this state of 5-1/3 cents per gallon. There shall be levied and imposed an excise tax of 30 cents per gallon on all table wine containing 14% or less alcohol by volume imported into this state, 20 cents per gallon on all still wine containing 14% or less alcohol by volume which is manufactured or bottled in this state, and \$1.00 per gallon on all sparkling wines manufactured in or imported into this state.

(Amended in 1945, 1949, and 1955-57. The 1955-57 amendment changed the wording of the statute and a 1961 amendment increased the tax from 16 cents to 25 cents per gallon. It can be further noted that there are no manufacturers of malt liquor in the State of Maine. Amended in 1969 to include taxes on wines as shown above. Amended in 1981, adding a "Premium" on malt liquor of 5 cents per gallon, on table wines of 15 cents per gallon and on sparkling wine of 12 cents per gallon.)

(Malt Liquor Tax con't)

Amended by P.L. 1983, c.756, @1 to levy a reduced tax rate for table wines produced by small Maine farm wineries at the following rates:

\$.05 per gallon for 0 to 10,000 gallons produced in 1 year
\$.10 per gallon for 10,000 to 25,000 gallons produced in 1 year
\$.20 per gallon on production in excess of 25,000 gallons

Additional tax would be levied if more than 50% of raw material used for production is imported from other states.)

CIGARETTE TAX (Adopted 1941) - 36 M.R.S.A. c.703

A tax is imposed on all cigarettes held in this state by a person for sale - said tax to be at the rate of 14 mills per cigarette or 28 cents per package of 20 cigarettes.

(Original tax imposed July 1, 1941 at 1 mill or 2 cents per package.

Increased July 1, 1947 to 2 mills or 4 cents pkg.
Increased July 1, 1955 to 2-1/2 mills or 5 cents pkg.
Increased July 1, 1961 to 3 mills or 6 cents pkg.
Increased July 1, 1965 to 4 mills or 8 cents pkg.
Increased July 1, 1967 to 5 mills or 10 cents pkg.
Increased July 1, 1969 to 6 mills or 12 cents pkg.
Increased July 1, 1971 to 7 mills or 14 cents pkg.
Increased July 1, 1974 to 8 mills or 16 cents pkg.
Increased September 23, 1983 to 10 mills or 20 cents pkg.
Increased October 1, 1985 to 14 mills or 28 cents pkg.
per P.L. 1983, c.859, Part M @8.)

INHERITANCE TAX (Adopted 1893) - 36 M.R.S.A. c.551-573

I Class A (§3462) - property which shall so pass to or for the use of the following persons - husband/wife, lineal ancestor, child, etc.

5% in excess of exemption up to \$ 50,000
6% in excess of \$ 50,000 up to \$100,000
8% in excess of \$100,000 up to \$250,000
10% in excess of \$250,000.

The value exempt from taxation is:

\$50,000 for husband or wife;
\$25,000 for parent, child or child of deceased child;
\$ 2,000 for all other "Class A" beneficiaries

(Inheritance Tax con't)

- II Class B (§3463) - Property which shall so pass to or for the use of brother, sister, uncle, aunt, cousin, etc.

8% in excess of \$ 1,000 up to \$ 25,000
10% in excess of \$ 25,000 up to \$100,000
12% in excess of \$100,000 up to \$250,000
14% in excess of \$250,000.

- III Class C (§3464) - Property which shall so pass to or for the use of any person other than Classes A and B.

14% in excess of \$ 1,000 up to \$ 75,000
16% in excess of \$ 75,000 up to \$150,000
18% in excess of \$150,000.

- IV Per section 3471 of Title 36, the total Inheritance Tax which would otherwise be due is being phased down per the following schedule:

Deaths between 6/30/81 and 7/1/82:	85% of amount otherwise due
Deaths between 6/30/82 and 7/1/83:	75% of amount otherwise due
Deaths between 6/30/83 and 7/1/84:	65% of amount otherwise due
Deaths between 6/30/84 and 7/1/85:	55% of amount otherwise due
Deaths between 6/30/85 and 7/1/86:	45% of amount otherwise due

ESTATE TAXES (Adopted 1927) - 36 M.R.S.A. c.575

There is, in addition to the Inheritance Tax, an Estate Tax upon all estates which are subject to taxation under the Federal Revenue Act of 1926. The tax is imposed upon the transfer of the estate of every person who, at the time of his death, was a resident of this state. The estate tax liability is equivalent to the amount by which 80% of the federal estate tax payable under the 1926 Act exceeds the amount of the Inheritance Tax to be paid.

A Maine Estate Tax equal to the federal credit for state death taxes is effective against the estates of persons who die after June 30, 1986.

RAILROAD TAXATION (Adopted 1872 - 1883) - 36 M.R.S.A. c.361

An excise tax is levied upon gross transportation receipts, the statutory rate varying from 3-1/4 to 5-1/4%, depending on the relation of net railway operating income to gross transportation receipts. However, the law was amended in 1961 to provide for an applicable rate; when net operating income does not represent at least 5-3/4% of operating investment, the tax shall be decreased to an amount not less than 1/4 of 1% of gross transportation receipts.

(Amended 1951 - gross receipt tax reduced by 1/4 of 1%. Amended 1955 from 2 to 1-3/4%. Amended 1961 establishing new minimum rates. Amended in 1972 to 9/10 of 1% for 1972 and 1/4 of 1% thereafter. Amended to provide that "operating investment" in 1979 and 1982 will include freight car operating leases of 10 years or more. Amended in 1984 (P.L. 1983, c.593) to extend the 10-year freight car lease provision for excise taxes payable in 1984 and 1985. Amended in 1985 (P.L. 1985, c.477) to extend the 10-year provision to taxes payable in 1986).

TELEPHONE AND TELEGRAPH COMPANY TAXATION (Adopted 1872-1883)
36 M.R.S.A. c.363

- I. Taxation of Telephone Company (§2684) - Generally speaking, an annual excise tax on the telephone company is levied as follows:

(1) When the total gross operating revenues of such corporation, association or person from its or his operations within this state during the calendar year preceding the year for which the tax is assessed on such corporation, association or person exceed \$1,000 but do not exceed \$5,000, the tax will be 1-1/4% of such gross operating revenues:

- (2) . . . exceed \$ 5,000 but do not exceed \$10,000 - 1-1/2%
(3) . . . exceed \$10,000 but do not exceed \$20,000 - 1-3/4%
(4) . . . exceed \$20,000 but do not exceed \$40,000 - 2%

and so on, increasing the tax 1/4 of 1% of each additional \$20,000 or part thereof, provided that the rate shall never exceed 7%.

- II. Taxation of Telegraph Company (§ 2685) - The amount of annual excise tax on telegraph companies shall be 6% of its total gross operating revenues from its operations within this state during the calendar year preceding the year for which the tax is assessed.

(Prior to 1972, revenue from the telephone and telegraph tax in excess of \$3,300,000 per year was returned to municipalities on the basis of population. Amended 1955 provision increasing maximum rate on telephone companies from 6% of gross receipts to 7% of total gross operating revenue and establishing flat rate of 6% for telegraph companies. Amended 1963 provision to change basis of reimbursing municipalities.)

INSURANCE COMPANY TAXES (Adopted 1874) - 36 M.R.S.A. c.357

- I. Domestic Insurance Company Taxes (§2511) - Taxed at 1% of all gross direct premiums written and annuity considerations whether in cash or notes absolutely payable received from residents of this state during the year preceding the assessment, less allowed deductions.
- II. Foreign Insurance Company Taxes (§2511) - Taxed on premium and annuity considerations 2% of all gross direct premiums.
- III. Any insurance company incorporated by a state of the United States or Canada whose laws impose a greater tax on a Maine company shall pay the same tax when doing business in this state. (§2519)
- IV. Every attorney-in-fact of a reciprocal issuer, by or through whom are issued policies or contracts of indemnity, shall annually pay a tax at the rate of 2% on gross premium or deposits after allowed deduction. (§2520)
- V. Workers' Compensation Insurers Taxes (§2523) - Every insurance company or association organized under the laws of this State issuing workers' compensation insurance policies covering the payment of compensation and benefits, as provided for in Title 39, shall pay a tax of 1% upon all gross direct premiums written, whether in cash or in notes absolutely payable on contracts made in the State for workers' compensation, less return premiums thereon and less all dividends paid to policyholders.

Every other insurance company or association which does business or collects premiums or assessments for workers' compensation insurance in this State shall, for the privilege of doing business in this State and in addition to any other taxes imposed for that privilege, pay a tax of 2% upon all gross direct premiums written, whether in cash or in notes absolutely payable on contracts written on risks located or resident in the State for workers' compensation insurance, less return premiums thereon and less all dividends paid to policyholders.
- VI. Workers' Compensation-Employment Rehabilitation Fund Tax (Adopted by P.L. 1985, c.372) - 39 M.R.S.A. §57-C - Every insurance carrier licensed to do workers' compensation business in the state and each self-insured employer authorized to make workers' compensation payments directly to their employees, will be assessed 1/2% in 1986, and 1% thereafter, of its actual paid losses during the previous calendar quarter. If, at the end of a calendar quarter, the amount of deposit in the Employment Rehabilitation Fund is equal to or exceeds the amount derived from the last assessment, the assessment for that quarter shall be waived and not levied or imposed.

VII. Fire Investigation and Prevention Tax (25 M.R.S.A. §2399) - Every fire insurance company or association doing business or collecting premiums or assessments in the state shall pay in addition to the taxes now imposed by law .95 of 1% of the gross direct premiums for fire risks less allowable deduction. These funds shall be used solely to defray expenses by the Commissioner of Public Safety in fire prevention, investigation, rules and regulations and educating the public in fire safety. In addition, 10.5% of these funds shall be used to defray the expenses of fire service training programs.

MOTOR VEHICLE FEES & OPERATOR'S LICENSE (Adopted 1905) - 29 M.R.S.A. c.5-7

Passenger vehicles (for hire, double fees)	\$ 20.00
* Initial plates (Vanity Plates)	15.00 per year
Motorcycles	15.00
Antique Motor Vehicles	10.00
Horseless Carriage	10.00
Semi-trailers (annual)	15.00
Farm trailers	7.50
Boat and mobile home trailers generally	7.50
Camp trailers in excess of 2000 lbs	15.00
Homemade farm tractors	2.00
** Special mobile equipment:	
Class A	16.00 to 500.00
Class B	15.00
Stock cars	5.00
Transfer fees	8.00
*** Trucks and tractors registered for gross wgt	20.00 to \$870
*** Farm trucks registered for gross weight	16.00 to \$350
Street rod	25.00

(The registration fees on motorcycles, trailers, tractors and special mobile equipment are reduced to half fee on or after November 1 annually. The half rate privilege commences on September 1 for farm trucks.)

Dealer registration fees	150.00 plus \$20 per plate
Transporter plates	150.00 plus \$20 per plate
Motorcycle dealers	50.00 plus \$5 per plate
Boat or snowmobile trailer dealers	50.00 plus \$5 per plate
Dealer wrecker plate	50.00
Motor vehicle inspection exclusive of repairs, etc.	5.00
Operator's license	16.00 for 4 years
Photo-licenses - required as of July 1, 1982 (optional for persons over 65)	2.00
Operator's permit and examination:	
Class 1 or 2	25.00
Class 3	10.00
Driver Education - license to instruct:	
School	40.00
Instructor	30.00

* In addition to regular fee.

** Special Mobile Equipment (29 M.R.S.A. §244) is broken down into two classes: Class A is special equipment that makes frequent movement over the general highways. The Class A fee structure equals the farm truck rates up to 54,000 GVW, then separate fee schedule for greater weights. Class B is special equipment whose operation or movement over the general highways is restricted.

*** See page 29 for detailed information.

(Motor Vehicle Fees & Operator's License con't)

SCHEDULE OF TRUCK FEES AND CLASS A SPECIAL MOBILE EQUIPMENT FEES

With each application for registration of a motor truck, tractors and truck tractors shall be paid an annual registration fee graduated as follows when equipped with pneumatic tires.

0 pounds gross weight to 6,000 pounds gross weight. . .	\$ 20
6,001 pounds gross weight to 9,000 pounds gross weight. . .	\$ 26
9,001 pounds gross weight to 11,000 pounds gross weight. . .	\$ 43
11,001 pounds gross weight to 14,000 pounds gross weight. . .	\$ 76
14,001 pounds gross weight to 16,000 pounds gross weight. . .	\$100
16,001 pounds gross weight to 18,000 pounds gross weight. . .	\$125
18,001 pounds gross weight to 20,000 pounds gross weight. . .	\$156
20,001 pounds gross weight to 23,000 pounds gross weight. . .	\$183
23,001 pounds gross weight to 26,000 pounds gross weight. . .	\$215
26,001 pounds gross weight to 29,000 pounds gross weight. . .	\$265
29,001 pounds gross weight to 32,000 pounds gross weight. . .	\$301
32,001 pounds gross weight to 35,000 pounds gross weight. . .	\$336
35,001 pounds gross weight to 38,000 pounds gross weight. . .	\$372
38,001 pounds gross weight to 42,000 pounds gross weight. . .	\$419
42,001 pounds gross weight to 46,000 pounds gross weight. . .	\$467
46,001 pounds gross weight to 50,000 pounds gross weight. . .	\$514
50,001 pounds gross weight to 55,000 pounds gross weight. . .	\$573
55,001 pounds gross weight to 60,000 pounds gross weight. . .	\$633
60,001 pounds gross weight to 65,000 pounds gross weight. . .	\$692
65,001 pounds gross weight to 70,550 pounds gross weight. . .	\$758
70,551 pounds gross weight to 73,280 pounds gross weight. . .	\$790
73,281 pounds gross weight to 74,280 pounds gross weight. . .	\$802
74,281 pounds gross weight to 75,280 pounds gross weight. . .	\$814
75,281 pounds gross weight to 76,280 pounds gross weight. . .	\$826
76,281 pounds gross weight to 77,280 pounds gross weight. . .	\$838
77,281 pounds gross weight to 78,280 pounds gross weight. . .	\$850
78,281 pounds gross weight to 79,280 pounds gross weight. . .	\$861
79,281 pounds gross weight to 80,000 pounds gross weight. . .	\$870

The annual fee for registration of farm motor trucks, having 2 or 3 axes, when such trucks are used primarily for transportation of agricultural commodities, supplies or equipment to be used in connection with the operation of a farm or farms owned, operated or occupied by the registrant, shall be as follows:

0 pounds gross weight to 6,000 pounds gross weight. . .	\$ 16
6,001 pounds gross weight to 9,000 pounds gross weight. . .	\$ 19
9,001 pounds gross weight to 11,000 pounds gross weight. . .	\$ 22
11,001 pounds gross weight to 14,000 pounds gross weight. . .	\$ 34
14,001 pounds gross weight to 16,000 pounds gross weight. . .	\$ 45
16,001 pounds gross weight to 18,000 pounds gross weight. . .	\$ 67
18,001 pounds gross weight to 20,000 pounds gross weight. . .	\$ 79
20,001 pounds gross weight to 23,000 pounds gross weight. . .	\$ 96
23,001 pounds gross weight to 26,000 pounds gross weight. . .	\$114
26,001 pounds gross weight to 29,000 pounds gross weight. . .	\$139
29,001 pounds gross weight to 32,000 pounds gross weight. . .	\$159
32,001 pounds gross weight to 35,000 pounds gross weight. . .	\$235
35,001 pounds gross weight to 38,000 pounds gross weight. . .	\$258
38,001 pounds gross weight to 42,000 pounds gross weight. . .	\$281
42,001 pounds gross weight to 46,000 pounds gross weight. . .	\$304
46,001 pounds gross weight to 50,000 pounds gross weight. . .	\$327
50,001 pounds gross weight to 54,000 pounds gross weight. . .	\$350

(Truck and Class A Special Mobile Equipment Fees con't)

The Secretary of State shall issue registration plates so designed that a farm motor truck registered under this section may be distinguished from commercial vehicles otherwise registered under this section. Farm motor trucks shall be driven with that registration only if the vehicle is used primarily for the transportation of agricultural products produced on and meant to be used in connection with the operating of a farm or farms owned, operated or occupied by the registrant and shall not be used for the transportation of firewood, unless that transportation is incidental to other farm operations. Trucks used for the retail delivery of milk or used on a substantially daily delivery schedule on established routes are not included as "farm trucks". Any person fraudulently obtaining a farm truck license or using a truck with a license plate marked for any purposes other than those authorized by this section shall be fined not less than \$100 nor more than \$500.

When a truck is already registered, the owner, by paying an additional fee, may receive a short-term permit allowing him to haul loads of larger tonnage for a limited period of 8 months or less. No such permit shall be issued for less than one month and no permit shall extend beyond the expiration of the regular license. The fee shall be a percentage of the difference between the owner's present annual registration fees and the annual fee for the desired tonnage and shall be computed according to the following table:

1-month permit. . .	20%	5-month permit. . .	60%
2-month permit. . .	30%	6-month permit. . .	70%
3-month permit. . .	40%	7-month permit. . .	75%
4-month permit. . .	50%	8-month permit. . .	80%

The fee to register special mobile equipment, Class A, is a farm truck rate up to 54,000 pounds. For any such equipment, the gross weight of which is in excess of 54,000 pounds, the fee shall be in accordance with the following schedule:

54,001 pounds gross weight to 60,000 pounds gross weight. . .	\$380
60,001 pounds gross weight to 65,000 pounds gross weight. . .	\$410
65,001 pounds gross weight to 70,000 pounds gross weight. . .	\$440
70,001 pounds gross weight to 75,000 pounds gross weight. . .	\$470
75,001 pounds gross weight to 80,000 pounds gross weight. . .	\$500

REAL ESTATE TRANSFER TAX - (Adopted 1968) - 36 M.R.S.A c.711-A

There is imposed upon each the grantor and grantee a tax upon the privilege of transferring title to real property at the rate of \$1.10 for each \$500 or fractional part thereof, of consideration therefor.

"Consideration" means the total price or amount paid, or required to be paid, for real property valued in money, whether received in money or otherwise and shall include the amount of any mortgages, liens or encumbrances thereon.

The State Tax Assessor shall provide for the collection of the tax by each Registrar of Deeds, and for that purpose may provide for the installation of a meter machine in each registry office.

Each Registrar of Deeds shall, on or before the 10th day of each month, pay over to the State Tax Assessor 90% of the tax collected during the previous month. The remaining 10% shall be retained for the county by the Registrar of Deeds and accounted for to the county treasurer as reimbursement for services rendered by the county in collecting the tax.

The State Tax Assessor shall pay over all net receipts to the Treasurer of State, who shall credit half of the revenue to the General Fund and half is paid to the Maine State Housing Authority which is required to deposit the funds in the Housing Opportunities of Maine Fund created in 30 M.R.S.A. §4733.

(Amended by P.L. 1983, c.859, Part M, @9, to increase rate from 55 cents to \$1.10 per \$500; effective December 15, 1984. Amended by PL 1985, c.381 to make grantee also subject to tax; effective September 19, 1985)

PARI-MUTUEL REVENUE Harness Racing (Adopted 1935) - 8 M.R.S.A. §275

Each person, association or corporation licensed to conduct a race or race meet under the provisions of this chapter shall pay to the Treasurer of the State, to be credited to the General Fund of the State, a sum equal to .50% of the total contributions of regular wagers and 2.27% of the total contributions of exotic wagers to all pari-mutuel pools conducted at any race meet.

A sum equal to 1% of the total contributions on regular wagers and a sum equal to 1% of the total contributions on exotic wagers on all pari-mutuel pools shall be paid to the Treasurer and returned to the licensees for supplementary purse money. A sum equal to 1-1/2% of the total contributions on exotic wagers on all pari-mutuel pools conducted or made at any race or race meet licensed under state law shall be retained by the licensee and shall be added to the purse money.

(Pari-Mutuel Revenue con't)

A sum equal to 1-1/2% of the tax on exotic wagers on all pari-mutuel pools conducted or made at any race or race meet licensed under state law shall be retained by the licensee.

A sum equal to 1.13% of total contributions shall be paid and credited to the "Stipend Fund" for Agricultural Fair Association purposes.

(Amended in 1957, increasing tax from 5 1/2% to 6% in total and 1/2% to 1%. Amended in 1961, providing an amount equal to 1/6 of the tax to be returned to licensee. Amended 1973 from 6% to 5% with 1/5 of the tax collected to be returned to the licensees. Amended 1977, chapter 96, Public Laws. Amended 1979, chapter 672, Public Laws. Amended 1982, chapter 705, Public Laws, changing the percentage contributed to the General Fund. Effective January 1, 1983, the General Fund contribution is further reduced to .50% of regular wagers and 2.27% of exotic wagers.)

GASOLINE AND SPECIAL FUEL TAX (Adopted 1923)

- I. Gasoline Tax (36 M.R.S.A. c.451). An excise tax is levied and imposed at the rate of 14 cents per gallon upon internal combustion engine fuel sold or used within this state. Thirteen cents of the tax so paid on such fuel used in commercial motor boats, tractors used for agricultural purposes, vehicles used on rail and tracks or in stationary engines or in mechanical or industrial arts shall be refunded as provided, net of imposition of sales tax. Provides full refund to common carrier passenger service vehicles.

(Amended in 1955 increasing to 7 cents from 6 cents and increasing refund amount to 6 cents or 6/7 from 5 cents. Amended in 1963 with regard to refund on gasoline used in pleasure boats. Amended in 1965 to discontinue refunds for pleasure boat use and to set aside 1.25% of gasoline tax revenue, 80% after deduction of commercial boat refunds to be paid into boating facilities fund, 20% to Department of Marine Resources. Amended in 1965 (Special Session) to provide full refund to certain common passenger carriers and to provide 1/2 of 1% shrinkage allowance for retail gasoline dealers. Amended in 1969 increasing tax to 8 cents. Amended in 1971 increasing tax to 9 cents. Amended in 1973 to set aside .5% of gasoline tax revenue, 10% to Department of Inland Fisheries and Wildlife and 90% to the Bureau of Parks and Recreation. Amended in 1983 increasing tax to 14 cents and refund to 13 cents.)

(Gasoline & Special Fuel Tax con't)

- II. Special Fuel Tax (36 M.R.S.A. c.459) An excise tax at the rate of 14 cents per gallon is imposed on all sales of special fuels other than low energy fuel upon the use of such fuel by any person within this state, only when such fuel is used in an internal combustion engine for the generation of power to propel motor vehicles of any kind or character on the public highways or turnpikes. The tax rate on low energy fuel is 13 cents per gallon. Out-of-state use and off-highway use in the state shall be refunded as provided, net of imposition of sales tax for off-highway use. Provides full refund to certain common carrier passenger services.

(Enacted in 1983 imposing tax of 14 cents for special fuels and 13 cents for low energy fuel.)

AERONAUTICAL GAS TAX - 36 M.R.S.A. §2903, 2910

Fuel used to propel engine aircraft is subject to tax at the same rate as gasoline. The tax on fuel used in this fashion shall be refunded as provided, net of imposition of sales tax. Jet fuel is not subject to fuel tax. Sales tax is imposed on jet fuel sold for use in domestic flights, but not for use in international flights..

SPRUCE BUDWORM SUPPRESSION TAX - 12 M.R.S.A. §8427

There is established a Spruce Fir Protection District consisting of land which has been accepted for silvicultural treatment designation under 12 M.R.S.A. §8424.

Persons owning parcels of forest land within the Spruce Fir Forest Protection District shall be subject to pre-project and post-project excise taxes for the privilege of owning and operating such forest land.

The pre-project excise tax is computed by multiplying the ratio of the planned spray acres for each landowner to the total planned spray acres for all landowners controlling 1% or more of the spray acres in the project by the total project cost.

The post-project excise tax is designed to raise 90% of the state cost of each year's program from the owners of forest land actually sprayed, and 10% from all taxable acres in the Spruce Fir Forest Protection District. The amount of the post-project excise tax payable by each landowner is reduced by the amount of the pre-project excise taxes payable for that calendar year.

INLAND FISHERIES AND WILDLIFE LICENSES (Adopted 1917-1920)
M.R.S.A. Title 12 (NOTE: The license fee schedule listed below is
effective January 1, 1986.)

Hunting

Resident Hunting	\$ 14.00
Nonresident Big Game	76.00
Nonresident Small Game	46.00
Alien Big Game	116.00
Alien Small Game	61.00
Resident Junior Hunting	3.00
Nonresident Junior Small Game	23.00
Resident Muzzle-Loading Hunting	7.00
Nonresident Muzzle-Loading Hunting	25.00
Alien Muzzle-Loading Hunting	50.00
Resident Archery	14.00
Nonresident Archery	46.00
Alien Archery	61.00
Resident Bear Transportation Tag, Out-of-State	55.00
Resident Bear Transportation Tag, In-State	5.00
Resident Deer Transportation Tag, Out-of-State	55.00
Resident Deer Transportation Tag, In-State	5.00
Resident Supersport	36.00
License to Hunt Commercial Shooting Area	14.00
Coyote Hunting Permit (Valid Hunting License Required)	2.00
Pheasant Stamp	5.25
Migratory Waterfowl Stamp	2.50

Combination

Resident Combination	26.00
Resident Serviceman's Combination	13.00
Resident Combination Archery-Hunting & Fishing	26.00
Nonresident Combination Hunting & Fishing	105.00
Alien Combination	158.00

Trapping

Resident Trapping	28.00
Nonresident Trapping	303.00
Resident Junior Trapping	5.00

Fishing

Resident Fishing	14.00
Nonresident Season Fishing	41.00
Alien Fishing	61.00
Resident/Nonresident 3-Day Fishing	16.00
Nonresident 7-Day Fishing	25.00
Nonresident 15-Day Fishing	29.00
Nonresident Exchange Fishing	12.00
Nonresident Junior Fishing	5.00
Eel Permit	37.00
Resident Salmon License	10.00
Nonresident Salmon License	30.00

(Inland Fisheries & Wildlife Licenses con't)

Miscellaneous

Wildlife Exhibit Permit	\$ 68.00
Breeders License for Wild Animals	18.00
Falconry	18.00
Resident Hide Dealer	53.00
Nonresident Hide Dealer	103.00
Resident Taxidermist	12.00
Commercial Shooting Area	328.00/128.00
Dog Training Area	20.00
Duplicate License Fees	1.00
Resident Guide	39.00
Nonresident Guide	141.00
Alien Guide	166.00
Resident Guide Replacement	11.00/13.00/25.00
Guide Patches	2.00
Whitewater Guide	25.00
Commercial Whitewater Outfitters	250.00
Field Trails Sporting Retrieve Dogs	20.00
Fur Seals	.25
Camp Trip Leader	13.00/8.00
License to Propagate Fish	20.00
License to Sell Inland Fish	20.00
Live Smelt Bait Dealer	65.00 Resident
Live Bait Dealer	20.00
Boy & Girl Camp Fishing	43.00/68.00/99.00
One Day Bass Tournament	10.00/30.00
All-Terrain Vehicle Registration ⁽¹⁾	7.00
All-Terrain Vehicle Dealer's Fee	10.00(\$5/dealer's plate; \$2.50/replacement plate)
Snowmobile License	11.25
Snowmobile Dealers Fee	25.00(\$10/additional plate; \$2/replacement plate)
Watercraft Registration	6.00
Watercraft Registration-Dealer	15.00

(First record indicates 1899 - special license permitting second deer in September - \$4.00. Adopted 1917 - nonresident fishing license - \$2.00. Adopted 1919 - first resident hunting and fishing license - 25 cents lifetime license. Adopted 1920 - nonresident hunting license - \$15.00. Since then, laws have been revised to present status as shown by above schedule.)

NOTE: The above license fee schedule is, with one exception, effective January 1, 1986.

(1) Effective June 11, 1985

(Inland Fisheries & Wildlife Licenses con't)

Of the resident snowmobile license fee, \$4.75 goes to Inland Fisheries and Wildlife for administration, a safety program and enforcement, 50 cents goes to the Snowmobile Trail Fund of the Bureau of Parks and Recreation for marking and clearing trails and providing educational and informational material, and \$6.00 goes to the municipality of the owner's residence. Of the nonresident snowmobile license fee, \$10.75 goes to Inland Fisheries and Wildlife and 50 cents to the Parks and Recreation Snowmobile Trail Fund.

Watercraft Registration and Safety. All revenues collected under 12 M.R.S.A. c. 715, including fines, fees and other available moneys, less all administrative costs of the Division of Watercraft Registration and Safety, will be disbursed for each fiscal year, when final accounting records are determined for that fiscal year, to the Department of Inland Fisheries and Wildlife and the Department of Marine Resources. The disbursement shall be 2/3 to the Department of Inland Fisheries and Wildlife and 1/3 to the Department of Marine Resources, and shall be used to defray the costs of enforcing Chapter 715.

SARDINE DEVELOPMENT TAX (Adopted 1951) - 36 M.R.S.A. c.713

An excise tax is levied and imposed upon the privilege of packing sardines. An excise tax of 30 cents per case on the type of canned sardines packed as provided. The purpose of this tax is to advertise, research, study and conserve the industry along with promoting the prosperity and welfare of the state.

(Amended 1963 striking provision for \$500,000 limit on collections. Amended 1965 to exempt exported sardines. Amended 1969 to include financing of inspections of sardines. Amended in 1981 to increase tax from 25 cents to 30 cents.)

BLUEBERRY TAX (Adopted 1945) - 36 M.R.S.A. c.701

There is levied and imposed a tax at the rate of 1 cent per pound of fresh fruit on all blueberries grown, purchased, sold or processed in this state. The purpose of this tax is to promote the prosperity and welfare of the state and the blueberry industry.

(Additional tax of 1 mill per pound added in 1971, 3/4 mill added in 1977, 2 mills added in 1979; Amended in 1984, via PL 1983, c.836, @3,4, increasing mill rate to 10 mills.

POTATO TAX (Adopted 1937) - 36 M.R.S.A c.709

A tax is levied and imposed at the rate of \$.05 per hundredweight on all potatoes raised in this state except those retained by the grower for seed or consumption. The purpose of this tax is to conserve and promote the prosperity and welfare of the state and the potato industry.

(Amended 1955 increasing tax from 1 cent to 2 cents per barrel.
Amended 1972 to \$.012 per hundredweight. Amended 1975 to \$.025 per hundredweight, effective October 1, 1975 and to revert to \$.012 per hundredweight July 1, 1978. Amended 1978 to continue the Potato Tax at the rate of \$.025 per hundredweight. P.L. 1983 c.766 added \$.025 in 1984.)

COMMERCIAL FORESTRY EXCISE TAX (Adopted in 1985) - 36 M.R.S.A. c.367

This tax was enacted by P.L. 1985 c.514, to replace the "Forest Fire Suppression Tax" (which, in turn, replaced the Forest District Tax formerly imposed in the Unorganized Territory and selected adjoining towns), which was found unconstitutional. The General Fund will bear approximately 1/2 the total costs of forest fire control and the new tax will provide the remaining 1/2 of the total costs. This tax will raise \$9,827,150 for 1985 through an excise tax assessed against owners of more than 500 acres of forested land in the state. (\$2,539,100 of this amount will be used to replace revenues which would have been collected. The remainder will be used to refund taxes collected in FY 1983 and FY 1984 under "Forest Fire Suppression Tax".)

A Forest Fire Advisory Council is also created to monitor the activities and financing of state forest fire control activities.

FERTILIZER TAX (Adopted 1949) - 36 M.R.S.A. c.705

A tax is levied and imposed at a rate of 12 cents per ton on any manufacturer or distributor of mixed fertilizer in this state. The purpose of this tax is to finance the cost of sampling, inspecting and analyzing commercial fertilizer.

(Amended 1959 increasing tax from 1 cent to 4 cents per ton.
Amended 1971 increasing tax from 4 cents to 10 cents per ton.
Amended 1979 increasing tax from 10 cents to 12 cents per ton.)

UNORGANIZED TERRITORY EDUCATIONAL AND SERVICES TAX (Adopted 1977)
36 M.R.S.A. c.115

The Unorganized Territory Tax District includes all of the Unorganized Territory of the State of Maine.

A tax known as the Unorganized Territory Educational and Services Tax is levied each year upon the nonexempt real and personal property located in the Unorganized Territory on April 1st of each year. The tax is computed and apportioned on the basis of the State Tax Assessor's determination of the value of the property. The tax rate is calculated to raise the municipal cost component.

The municipal cost component is the cost of funding services in the Unorganized Territory which would not be borne by the state if the Unorganized Territory Tax District were a municipality.

The Legislature in session determines the municipal component costs for the current fiscal year and so advises the State Tax Assessor for computation of the District Tax.

The municipal cost component is comprised of the following categories of services provided for the Unorganized Territory: Public Safety; Land Use Regulation Commission; Secretary of State; property tax assessment; county reimbursement for services; education and human services and general assistance.

The District Tax is used to reimburse the General Fund for costs for services rendered the property owners within the Unorganized Territory.

(Amended by P.L. 1979, c.440)

MINING EXCISE TAX (Adopted 1981) - 36 M.R.S.A. c. 371

An excise tax is imposed on each mining company for the privilege of conducting mining within the state. It is imposed in lieu of all property taxes on or with respect to mining property except for the real property tax on buildings and land, excluding the value of minerals or mineral rights.

The annual excise tax on each mine site is the greater of:

- (1) The value of facilities and equipment multiplied by 0.005; or
- (2) A tax on gross proceeds computed by a formula.

The statutes specify the percentage of tax revenues which are to be distributed to the General Fund, Mining Impact Assistance Fund, and the Mining Excise Tax Trust Fund.

SUMMARY OF BONDED DEBT

The following page contains a schedule SUMMARY OF BONDED DEBT for the State of Maine as of June 30, 1985.

This schedule covers the fiscal years of 1961 through June 30, 1985. The Total Interest column represents the total amount of interest paid by all funds, as does the Total Bonds Retired and New Bonds Issued, with the Total Bonded Debt shown as of June 30th of each fiscal year.

Also included in this report are the totals of the Authorized but Unissued Bonds as of June 30, 1985.

In addition to the amounts listed in this schedule, the state's credit is pledged to guarantee certain loans. As of June 30, 1985 these pledges amounted to the following:

PURPOSE OF GUARANTEE	LEGAL LIMITATION	BONDS AUTHORIZED NOT ISSUED -CONTINGENT
Guarantee Authority	\$ 60,000,000	\$ 52,746,318
Student Loans	4,000,000	4,000,000
School Buildings	6,000,000	4,800,000
Indian Housing	1,000,000	1,000,000
Small Business Loan Authority	2,500,000	2,500,000
Business Loans to Veterans	4,000,000	4,000,000
	<hr/>	<hr/>
	\$ 77,500,000	\$ 69,046,318

SUMMAR.

<u>YEAR</u>	<u>GENERAL FUND</u>	<u>HIGHWAY FUND</u>	<u>UNIVERSITY OF MAINE & ETV</u>	<u>PUBLIC SER. ENTERPRISES</u>	<u>TEACHERS COLLEGES</u>	<u>TOTAL INTEREST PAID</u>	<u>TOTAL BONDS RETIRED</u>	<u>NEW BONDS ISSUED</u>	<u>TOTAL BONDED DEBT JUNE 30</u>
1961	3,800,000	24,750,000	3,300,000	13,235,000	---	1,184,516	4,990,000	--	45,085,000
1962	3,380,000	28,500,000	6,000,000	13,199,000	2,600,000	1,114,725	3,606,000	12,200,000	53,679,000
1963	2,960,000	24,800,000	9,460,000	12,935,000	2,600,000	1,303,482	4,424,000	3,500,000	52,755,000
1964	10,960,000	34,550,000	11,265,000	12,716,000	4,030,000	1,343,851	5,084,000	25,850,000	73,521,000
1965	10,540,000	29,950,000	11,035,000	12,420,000	3,975,000	2,032,615	5,601,000	---	67,920,000
1966	21,140,000	25,850,000	16,775,000	11,144,000	3,895,000	1,960,844	6,586,000	17,470,000	78,804,000
1967	21,170,000	36,250,000	16,485,000	7,817,000	7,765,000	2,739,224	7,177,000	17,860,000	89,487,000
1968	24,775,000	41,000,000	16,190,000	4,550,000	14,385,000	2,921,429	7,802,000	19,215,000	100,900,000
1969	48,045,000	47,375,000	15,810,000	4,310,000	15,160,000	3,558,003	5,785,000	35,585,000	130,700,000
1970	88,020,000	43,670,000	15,430,000	4,020,000	14,865,000	5,337,556	7,720,000	43,025,000	166,005,000
1971	102,810,000	55,265,000	15,020,000	3,780,000	14,545,000	7,770,515	9,470,000	34,885,000	191,420,000
1972	128,035,000	60,995,000	14,605,000	1,390,000	14,205,000	8,874,020	11,190,000	39,000,000	219,230,000
1973	158,020,000	69,945,000	14,185,000	1,230,000	13,845,000	10,279,959	13,455,000	51,450,000	257,225,000
1974	163,990,000	64,720,000	13,895,000	1,120,000	13,485,000	11,678,338	15,850,000	15,835,000	257,210,000
1975	179,765,000	70,095,000	13,605,000	1,010,000	13,095,000	12,098,642	16,625,000	36,985,000	277,570,000
1976	187,010,000	65,305,000	13,305,000	900,000	12,705,000	12,978,162	17,790,000	19,445,000	279,225,000
1977	188,270,000	60,515,000	12,995,000	790,000	12,280,000	13,030,951	19,780,000	15,405,000	274,850,000
1978	187,235,000	55,725,000	13,585,000	680,000	11,850,000	12,779,667	20,475,000	14,700,000	269,075,000
1979	185,945,000	50,935,000	13,210,000	570,000	11,390,000	12,933,309	21,940,000	14,915,000	262,050,000
1980	169,370,000	59,145,000	12,835,000	460,000	13,025,000	12,462,444	23,115,000	15,900,000	254,835,000
1981	172,834,000	62,105,000	12,450,000	550,000	12,450,000	13,469,520	23,993,000	29,547,000	260,389,000
1982	161,217,000	67,745,000	12,060,000	630,000	11,865,000	14,702,062	26,252,000	26,252,000	253,517,000
1983	185,097,000	90,260,000	11,655,000	2,200,000	11,240,000	18,525,756	27,410,000	74,345,000	300,452,000
1984	175,899,000	94,830,000	11,245,000	2,000,000	10,610,000	19,806,338	32,423,000	26,555,000	294,584,000
1985	170,084,000	93,185,000	10,805,000	1,890,000	9,970,000	20,023,385	32,695,000	24,045,000	285,934,000

Authorized Bonds - Unissued

General Improvement Loan \$154,134,000

TOTAL STATE BONDED DEBT June 30, 1985	\$285,934,000
TOTAL UNISSUED AUTHORIZED BONDS June 30, 1985	<u>154,134,000</u>
TOTAL AUTHORIZED BONDED DEBT June 30, 1985	\$440,068,000