

MAINE STATE LEGISLATURE

The following document is provided by the
LAW AND LEGISLATIVE DIGITAL LIBRARY
at the Maine State Law and Legislative Reference Library
<http://legislature.maine.gov/lawlib>



Reproduced from scanned originals with text recognition applied
(searchable text may contain some errors and/or omissions)



STATE OF MAINE
BUDGET DOCUMENT

1976 - 1977

submitted by
JAMES B. LONGLEY
Governor

February 6, 1975

STATE OF MAINE

BUDGET DOCUMENT

1976 - 1977

- submitted by

JAMES B. LONGLEY

Governor

February 6, 1975

VOLUME I

A Quick Look at Our Approach to Program-Oriented Budgeting
Table of Contents of Volumes II and III
The Governor's Message
Selected Financial Arrays
Appropriation and Allocation Acts

VOLUME II

A Quick Look at Our Approach to Program-Oriented Budgeting
Table of Contents of Volumes II and III
Policy Areas: 01 General Government
 04 Economic Development
 05 Education and Culture

VOLUME III

A Quick Look at Our Approach to Program-Oriented Budgeting
Table of Contents of Volumes II and III
Policy Areas: 08 Human Services
 09 Manpower
 11 Natural Resources
 12 Public Protection
 13 Transportation

A QUICK LOOK at our approach to PROGRAM ORIENTED BUDGETING

Page 11

This FIRST STEP to Program-Oriented Budgeting does not attempt to answer the questions: "Where do we want to go?", "How do we know we're getting there?" or "Should we even be going there?"

This FIRST STEP is simply a straightforward statement of where we are...currently-available information brought together in a familiar array to provide a more useful picture.

The emphasis is on program. Information is grouped according to the purposes being served. The aim has been to put the information together in an orderly way so it will be more meaningful - not just different.

▶ To accomplish this we established SEVEN scales against which each program was measured.

We called this process "CLASSIFICATION."

▶ The FIRST MISSION of this classification process was to have each agency look at itself and provide the answers to four straightforward questions a reasonably-interested person might ask a State agency.

1. What general area of concern do you work in? Education? Health? Transportation?
2. What are you trying to do? Provide more jobs? Educate us better? Keep us healthier? Safer?
3. Generally, how do you do this? By regulation? Training? Conservation? Construction?
4. What do you do in, for instance, "conservation"? Fight fires? Kill bugs? Plant trees? Build dams?

To answer the first question required each agency to identify the prevailing overall nature of its zone of influence as includable in one of the following:

STATE POLICY AREAS

01 General Government	09 Manpower
04 Economic Development	11 Natural Resources
05 Education and Culture	12 Public Protection
08 Human Services	13 Transportation

To answer the second question required each agency to determine which of the following State Goals tend to be most directly furthered by the evident activities of the agency. The wording was designed so as to help an agency to recognize quite readily the Goal where the agency is most aggressively and prominently involved as well as one or more Goals where the agency's effort is significant enough so the agency makes it an identifiable part of its reporting and accounting system.

STATE GOALS

- 01 Providing for the planning, authorization, administration, resources, operation & audit of state programs.
- 03 Protecting people & property from physical harm, adverse business practices & social/economic discrimination.
- 04 Providing for the care and/or treatment of the physically & mentally ill, criminal offenders, & the indigent.
- 05 Maintaining or restoring individual dignity & security to those burdened with economic or social disadvantage.
- 06 Encouraging & assisting efforts to provide decent housing & a desirable & healthful living environment.
- 07 Assuring the accessibility & diversity of knowledge required to maintain & improve the quality of life.
- 08 Fulfilling the need for appropriate recreation, entertainment, & esthetic & cultural enrichment.
- 09 Maintaining a realistic balance between conservation & utilization of air, water & land resources.
- 10 Assuring the availability & accessibility of adequate levels of energy and utility services.
- 11 Assuring employment opportunities, income security, & suitable working conditions.
- 12 Improving the quality, quantity, production & marketing of goods & services.
- 13 Encouraging, supporting, & maintaining a healthy business climate.
- 14 Providing for the safe, convenient, & efficient movement of goods & people from one place to another.

To answer the third question required each agency to identify the major categories of things it does to further the Goals by selecting the most appropriate of the following:

FUNCTIONS

- 01 General administrative direction and services
- 03 Executive direction
- 05 Administrative support services
- 07 Revenue management and development
- 09 Fiscal management and control
- 11 Property management and supply services
- 13 Personnel: management/services/development
- 15 Management/development/promotion of recreational resources
- 17 Conservation
- 19 Regulation
- 21 Optimization of productive resources
- 23 Marketing and promotion
- 24 Identification/preservation/promotion of historic resources
- 25 Research and development
- 27 Financial aid - students
- 29 Financial aid - cities and towns
- 33 Instruction
- 37 Public service
- 39 Consumer services
- 41 Public health assistance
- 43 Development, maintenance, and improvement of social and economic stability
- 49 Identification and treatment of mental disease
- 51 Care and training of the mentally retarded
- 53 Confinement/treatment/rehabilitation of the offender
- 55 Child welfare
- 57 Development and maintenance of emergency response capabilities
- 59 Maintenance
- 61 Construction
- 63 Operations

To answer the fourth question required each agency to think in terms of its individual groups of resources (people, materials, equipment) each of which has been assembled by plan to perform a rather narrow band of tasks which results in what may be considered and describable as the way it supports a Function. Each such organized group of resources is to be called a Program.

The key step here was the proper combination of existing accounts into logical, uniform, and comprehensive groups in order that programs with unity of purpose and direction may be defined. In effect, this was a process of segregating those activities and accounts which are, in fact, "working together" as a unit designed to accomplish a rather specific objective, even though the financing of these accounts and activities may be provided from more than one source (General Fund, Highway Fund, Special Revenue Fund, etc.) and must be accounted for separately.

Clear examples of "working together" were the "mirror accounts" in which General Funds appropriated to match Federal Funds are accounted for under a General Fund account number - while the matching Federal Funds are accounted for separately under a Special Revenue Fund number but together they fund the program.

Examples requiring more judgment by departmental managers were those in which the purposes served by multiple accounts/activities in one or more funds are so closely related as to actually constitute a single uniform program which, because of its fragmented growth, has developed several accounts numbers.

In an effort to be very practical, a program was defined as "a combination of accounts/activities/elements which contribute toward a single, identifiable, uniform purpose which has been authorized by the appropriate authority and which the authorizing body will consider funding as a logical single package."

The number of programs within departments depended upon the scope and complexity of the organization's internal structure, statutory responsibilities, and ability to group accounts without compromising the established standards of financial accountability. (It should be noted at this point that although it is hoped that funds will be appropriated at the "program" level - during this period of transition it was necessary to prepare the detailed supporting schedules - for each program identified.)

Each Program was then given a unique and, hopefully, a meaningful title and identified according to:

1. The State Policy Area chosen as that which best represents the Agency's prevailing emphasis;
2. the State Goal the Program most directly furthers; and
3. the Function which best describes the broad way the Program supports the chosen Goal.

The SECOND MISSION of this classification process was to require each agency to look at and rate each of its programs according to the following:

GUIDELINES FOR ASSIGNING PROGRAM VALUE RATINGS

THE CONCEPT

In order to allow the ultimate decisions regarding the relative priorities of the state's many programs to responsively reflect the wishes of the electorate, a simple system of identification of program characteristics relative to a few useful criteria has been developed and is discussed herein as a recommended tool for use by the Legislature in the resource allocation process commonly called "budgeting."

Accordingly, we established three premises:

1. The needs being met by different programs vary in level of urgency.
2. There are only two types of programs
 - a. Programs that contact the need and apply the remedy; and
 - b. programs that help those programs that contact the need and apply the remedy.
3. Some programs are more necessary to the process of applying the remedy to the need than are other programs.

Therefore, each program will be identified on three scales:

- a. Its position on the Executive Priority Group scale answers the question:
"How urgent is the need which is met by this Program?"
- b. Its position on the Impact Proximity Index scale answers the question:
"In what way does this program contribute towards meeting the need?"
- c. Its position on the Necessity Factor scale answers the question:
"How necessary is this program to the actual delivery of the service to the need?"

The combination is the PROGRAM VALUE INDICATOR

PROGRAM VALUE INDICATOR		
PRIORITY	PROXIMITY	NECESSITY
1. Rescue	1. Contact	1. Mandatory
2. Prevent	2. Direct	2. Essential
3. Defend	3. Assist	3. Desirable
4. Support	4. Guide	4. Useful
5. Maintain	5. Study	
6. Improve		
7. Explore		
2	3	3

BASIC DEFINITIONS

A. Executive Priority Groups

The purpose of the Executive Priority Group number is to identify the program numerically according to a scale which signifies the level of urgency of the need for the service the program provides.

State-operated programs are to be classified in one of two categories:

- a. Those that contact and focus upon meeting the needs of the public, environment or economy.
- b. Those that provide support services for state-operated programs that do.

Any "contact" program is to be assigned whichever one of the Executive Priority Group numbers best identifies the classification of service provided. "Support" programs that provide support services exclusively to "contact" programs of a single Executive Priority Group number shall carry that number--otherwise they shall be assigned Executive Priority Group number 4 (Support).

The key question: "How urgent is the need which is met by this program?"

<u>Priority</u>	<u>Action</u>
1. Rescue	These programs provide immediate and direct assistance to those who are sick, hungry or desperate. The focus is upon <u>helping the victim</u> - not combating the cause.
2. Prevent	These programs are preventive in nature. Their actions or presence tend to discourage activities that might threaten health, safety and security. The aim of such programs is to <u>checkmate</u> not to fight--to create conditions which make the initiation of harmful activities less likely. <u>Immunize</u> . <u>Patrol</u> .
3. Defends	These programs tend to be in direct combat with activities or processes which are in motion and if unchecked, seem likely to cause irreparable damage or serious disruption. Emphasis is on restoring conditions to those which prevailed prior to the problem. Contact may be with both victim and cause. The key words are "restore" and "serious".
4. Support	These programs are designed to <u>provide support services</u> (technical, administrative, fiscal) <u>to</u> State-operated programs. In so doing they may incidently contact the public, environment or economy in the performance of the function.
5. Maintain	These programs tend to work with and make minor, readily-acceptable, repairs or adjustments to those conditions which <u>hold stable</u> the current quality of life, environment and economy. The key word is "routine". May use its own resources to maintain status quo until another priority initiates appropriate actions.
6. Improve	These programs bring into being conditions which are <u>better</u> than those which have been accepted as normal. The key words are "new" and "better".
7. Explore	These programs work with concept, experiment, plan, research, study. They look for <u>better ways</u> . Aim may be to submit plans for approval. Someone else will implement.

B. Impact Proximity Index

The purpose of the Impact Proximity Index number is to identify the program numerically according to a scale which signifies how close the type of service provided by the program is to contact with the need.

The key question: "In what way does the program contribute toward meeting the need?"

<u>Proximity</u>	<u>Participation</u>
1. Contacts	These are in the contact programs. They bring <u>to the need</u> the classification of service identified by the Executive Priority Group number chosen for the program. <u>No program</u> identified as "4." (Support) on the Executive Priority Group scale will be classified as a "1." (Contact) on the Impact Proximity Index scale. Such programs will be classified as "2." (Directs), "3." (Assists), "4." (Guides), or "5." (Studies)-- whichever best describes the way in which the program supports other State programs.
2. Directs	Supervises those in contact programs.
3. Assists	General supportive services - financial, procurement, communications, transportation, facilities, information - to aid any programs participating in the delivering of the service.
4. Guides	General overall guidance, administration, policy determination, and coordination.
5. Studies	Research. Compile statistics.

C. The Necessity Factor

The purpose of the Necessity Factor is to identify the program by a number according to a scale which signifies how necessary the program is to the actual delivery to the point of need of the classification of service it provides (if a contact program) or helps provide (if a support program). Any program which directly performs the action required to meet the need, must be assigned a Necessity Factor value of 1 - Mandatory, since discontinuance of this program breaks contact between need and remedy. Any program which participates in any other way must have the need for its contribution to the delivery of service classified 1, 2, 3, or 4 according to its significance in furthering the efforts of the contact program.

The key question: "How necessary is this program to the actual delivery of the service to the need?"

<u>Necessity</u>	<u>Significance</u>
1. Mandatory	The actions performed by this program are such that discontinuance would <u>break contact between the need</u> indicated by the Priority number <u>and the remedy</u> provided by the contact program.
2. Essential	Actions performed are vital to successful delivery of service.
3. Desirable	Actions performed are significant to successful delivery of service.
4. Useful	Actions performed help make program work smoother.

This QUICK LOOK at the criteria against which each Program was measured has been prepared to help you understand the first eight lines at the top of each Program page...

POLICY AREA
 UMBRELLA IDENTITY
 Part
 Program

Format
 for information
 presented below

CONTENTS

Volume II

01 GENERAL GOVERNMENT

CODE#	PAGE#
01 GENERAL GOVERNMENT	2-001
07000 EXECUTIVE	2-012
1 Current Services	2-014
0300 Executive - Maine Management & Cost Survey	2-016
0404 Executive - Contingent Account Management	2-018
0165 Executive - Governor's Office/Executive Council	2-020
0042 Executive - Public Employment Program	2-022
0244 Office of State Employee Relations	2-024
0072 Executive - Blaine House	2-026
0082 Executive - State Planning Office	2-028
0052 Division of Economic Opportunity	2-030
0071 Executive - Federal-State Coordinator	2-032
0074 Executive - Office of Energy Resources	2-034
0075 Executive - Office of Manpower Planning/Coordination-CETA ..	2-036
0073 Executive - Law Enforcement Planning & Assistance Agency ..	2-038
2 New or Expanded Services	2-040
0244 Office of State Employee Relations	2-042
0052 Division of Economic Opportunity	2-044
0074 Executive - Office of Energy Resources	2-046
08000 DEPARTMENT OF FINANCE AND ADMINISTRATION	2-048
1 Current Services	2-050
0299 Finance - Independent Audit	2-052
0302 Finance - Fuel Reserve Fund	2-054
0303 Finance - Mileage Allowance for State Employees	2-056
0304 Finance - Unemployment Benefits for State Employees	2-058
0305 Finance - Salary Plan	2-060
0306 Finance - Miscellaneous Acts & Resolves	2-062
0018 Finance - Commissioner's Office	2-064
0055 Bureau of the Budget	2-066
0056 Bureau of Accounts & Control	2-068
0057 BPI - Planning/Construction - Administration	2-070
0058 BPI - Leasing Office Space	2-072
0061 BPI - District Court Building - Maintenance	2-074
0062 BPI - Motor Vehicles Building - Maintenance	2-076
0080 BPI - Buildings & Grounds Operations	2-078
0135 BPI - State Police Headquarters Building - Maintenance ...	2-080
0004 Bureau of Purchases - Central Services	2-082
0007 Bureau of Purchases - Operations	2-084
0001 Elderly Householders' Tax and Rent Refund	2-086
0002 Bureau of Taxation - Administration	2-088
0003 Bureau of Property Taxation - Administration	2-090
0407 Taxation - Reimbursement to Municipalities for Tax Loss ...	2-092
0006 Central Computer Services	2-094
0015 Alcoholic Beverages - General Administration	2-096
0008 Alcoholic Beverages - Licensing Division	2-098
0009 Alcoholic Beverages - Malt Beverages & Wine Division	2-100

0017 Alcoholic Beverages - Store Operations	2-102
0011 Alcoholic Beverages - Liquor Accounting/Computer Services ..	2-104
0010 Alcoholic Beverages - Maintenance	2-106
0012 Alcoholic Beverages - Warehouse Operations	2-108
0013 Alcoholic Beverages - Merchandising	2-110
0014 Alcoholic Beverages - Store Supervision	2-112
0016 Alcoholic Beverages - Commissioners	2-114
0005 Maine Insurance Advisory Board	2-116
0060 BPI - Capitol Planning Commission	2-118
2 New or Expanded Services	2-120
0056 Bureau of Accounts & Control	2-122
0057 BPI - Planning/Construction - Administration	2-124
0080 BPI - Buildings & Grounds Operations	2-126
0004 Bureau of Purchases - Central Services	2-128
0007 Bureau of Purchases - Operations	2-130
0002 Bureau of Taxation - Administration	2-132
0003 Bureau of Property Taxation - Administration	2-134
0060 BPI - Capitol Planning Commission	2-136
0101 Board of Assessment Review	2-138
0059 Capital Construction/Repairs/Improvements - Finance	2-140
26000 ATTORNEY GENERAL	2-142
1 Current Services	2-144
0310 Attorney General - Operations	2-146
0409 Attorney General - District Attorneys Salaries	2-148
0412 Attorney General - Office of the Chief Medical Examiner ...	2-150
0410 Attorney General - Legal Education Program	2-152
0411 Attorney General - Consumer Fraud Division	2-154
27000 DEPARTMENT OF AUDIT	2-156
1 Current Services	2-158
0067 Audit - Departmental Division	2-160
0070 Audit - Municipal Division	2-162
0069 Audit - Program Evaluation & Review Division	2-164
0068 Audit - Fraud Investigation Division	2-166
2 New or Expanded Services	2-168
0069 Audit - Program Evaluation & Review Division	2-170
0068 Audit - Fraud Investigation Division	2-172
28000 TREASURER OF STATE	2-174
1 Current Services	2-176
0022 Treasurer - Departmental Operations	2-178
0019 Treasurer - Tree Growth Tax Law - Counties	2-180
0021 Treasurer - Debt Service	2-182
0020 Treasurer - State-Municipal Revenue Sharing	2-184
29000 DEPARTMENT OF THE SECRETARY OF STATE	2-186
1 Current Services	2-188
0044 Secretary of State - Administrative Operations	2-190
0045 Secretary of State - Uniform Commercial Code Division	2-192

0047 Secretary of State - Election Division	2-194
0046 Secretary of State - Corporation Division	2-196
0048 Motor Vehicles - Alcohol Safety Action Program	2-198
0077 Motor Vehicles - Administration	2-200
0078 Motor Vehicles - Public Services	2-202
0079 Motor Vehicles - Driver Improvement/Fiscal Responsibility .	2-204
0087 Motor Vehicles - Driver Examination	2-206
0049 Archives - State Archives & Records Management	2-208
0050 Archives - Administration	2-210
0051 Archives - Photoduplication/Records Preservation Services .	2-212

2 New or Expanded Services

0077 Motor Vehicles - Administration	2-214
0078 Motor Vehicles - Public Services	2-216
0079 Motor Vehicles - Driver Improvement/Fiscal Responsibility .	2-220
0087 Motor Vehicles - Driver Examination	2-222
0049 Archives - State Archives & Records Management	2-224
0088 Archives - Municipal Archives & Records Management	2-226
0089 Archives - County Archives & Records Management	2-228
0050 Archives - Administration	2-230
0051 Archives - Photoduplication/Records Preservation Services .	2-232

30000 LEGISLATIVE

1 Current Services

0081 Legislature	2-238
0242 Commission on Uniform State Laws	2-240
0053 Commission on Interstate Cooperation	2-242
0054 Commission on Intergovernmental Relations	2-244

40000 JUDICIAL DEPARTMENT

1 Current Services

0063 Supreme Judicial & Superior Courts	2-250
0064 District Court Administration	2-252

2 New or Expanded Services

0063 Supreme Judicial & Superior Courts	2-256
0064 District Court Administration	2-258
0065 Capital Construction/Repairs/Improvements - District Court.	2-260

94000 INDEPENDENT AGENCIES - OTHER

1 Current Services

0066 Administrative Court	2-266
0405 Interstate Boundary Commission	2-268
0026 State Employees' Appeals Board	2-270
0076 Commission to Prepare Legislation Revising the Trial Court.	2-272
0023 State Lottery Commission	2-274
0024 Municipal Valuation Appeals Board	2-276
0038 State Personnel Board - Administration	2-278
0039 State Personnel Board - Classification & Compensation	2-280
0040 State Personnel Board - Career Management/Labor Relations .	2-282
0041 State Personnel Board - Records Management	2-284
0043 State Personnel Board - Public Service Careers	2-286
0025 Commission to Supervise the Preparation of a Probate Code .	2-288
0083 State Retirement System - Administration	2-290
0084 State Retirement System - Group Life Insurance Fund	2-292
0085 State Retirement System - Retirement Allowance Fund	2-294
0086 State Retirement System - Survivor Benefit Fund	2-296

2 New or Expanded Services

0026 State Employees' Appeals Board	2-298
0038 State Personnel Board - Administration	2-300
0039 State Personnel Board - Classification & Compensation	2-302
0040 State Personnel Board - Career Management/Labor Relations .	2-304
0041 State Personnel Board - Records Management	2-306
0099 State Personnel Board - Recruit/Examine/Certify	2-310

04 ECONOMIC DEVELOPMENT

04 ECONOMIC DEVELOPMENT

01000 DEPARTMENT OF AGRICULTURE	2-313
---------------------------------	-------

1 Current Services

0392 Commissioner of Agriculture Scholarship Fund	2-324
0400 Agriculture - Commissioner's Office	2-326
0401 Agriculture - Departmental Administrative Services	2-328
0393 Agricultural Marketing Services	2-330
0395 Agricultural Promotional Services	2-332
0394 Animal Industry Services	2-334
0396 Plant Industry Services	2-336
0289 Agriculture - Consumer Services	2-338
0398 Animal Welfare	2-340
0397 Seed Potato Board	2-342
0188 Maine Milk Commission	2-344
0391 Maine Dairy Council Committee	2-346
0320 State Harness Racing Commission	2-348
0321 State Soil & Water Conservation Commission	2-350
0399 Maine Agricultural Bargaining Board	2-352
0288 Board of Veterinary Examiners	2-354
0206 Maine Milk Tax Committee	2-356
0388 Maine Potato Commission	2-358
0287 Board of Pesticides Control	2-360

2 New or Expanded Services

0401 Agriculture - Departmental Administrative Services	2-362
0393 Agricultural Marketing Services	2-366
0395 Agricultural Promotional Services	2-370
0394 Animal Industry Services	2-372
0396 Plant Industry Services	2-374
0289 Agriculture - Consumer Services	2-376
0320 State Harness Racing Commission	2-378
0321 State Soil & Water Conservation Commission	2-380
0287 Board of Pesticides Control	2-382
0187 Capital Construction/Repairs/Improvements - Agriculture ...	2-384

02000 DEPARTMENT OF BUSINESS REGULATION

1 Current Services

0094 Business Regulation - Special Services Division	2-388
0096 Business Regulation - Commissioner's Office	2-390
0093 Business Regulation - Bureau of Banks & Banking	2-392
0092 Business Regulation - Bureau of Insurance	2-394
0098 Business Regulation - Bureau of Insurance - Chapter 125 ...	2-396
0095 Maine State Boxing Commission	2-398
0100 State Running Horse Racing Commission	2-400
0097 Land Damage Board	2-402
0090 Maine Real Estate Commission	2-404
0091 Business Regulation - Bureau of Consumer Protection	2-406

2	<u>New or Expanded Services</u>	2-412
0094	Business Regulation - Special Services Division	2-414
0096	Business Regulation - Commissioner's Office	2-416
0093	Business Regulation - Bureau of Banks & Banking	2-418
0092	Business Regulation - Bureau of Insurance	2-420
0095	Maine State Boxing Commission	2-422
0097	Land Damage Board	2-424
0090	Maine Real Estate Commission	2-426
0091	Business Regulation - Bureau of Consumer Protection	2-428
03000	<u>DEPARTMENT OF COMMERCE AND INDUSTRY</u>	2-430
1	<u>Current Services</u>	2-432
0205	Commerce & Industry - Department Operations	2-434
0206	Capital Construction/Repairs/Improvements - Commerce & Ind.	2-436
13000	<u>DEPARTMENT OF MARINE RESOURCES</u>	2-438
1	<u>Current Services</u>	2-440
0029	Marine Resources - Enforcement Division	2-442
0027	Marine Resources - Federal / State Matching Funds	2-444
0250	Marine Resources -Administration/Research/Market/Extension.	2-446
2	<u>New or Expanded Services</u>	2-448
0029	Marine Resources - Enforcement Division	2-450
0027	Marine Resources - Federal / State Matching Funds	2-452
0258	Marine Resources -Administration/Research/Market/Extension.	2-454
0257	Capital Construction/Repairs/Improvements -Marine Resources	2-456
90000	<u>INDEPENDENT AGENCIES - REGULATORY</u>	2-458
1	<u>Current Services</u>	2-460
0379	Board of Accountancy	2-462
0231	Arborists Examining Board	2-464
0381	Maine State Board for Registration of Architects	2-466
0380	Board of Bar Examiners	2-468
0373	State Board of Barbers	2-470
0371	Board of Chiropractic Examination and Registration	2-472
0374	State Board of Cosmetology	2-474
0384	Board of Dental Examiners	2-476
0369	State Board of Registration for Professional Engineers	2-478
0203	State Board of Funeral Service	2-480
0183	Industrial Accident Commission	2-482
0368	State Board of Registration for Land Surveyors	2-484
0367	Licensure of Administrators of Medical Care Facilities	2-486
0376	Board of Registration in Medicine	2-488
0372	State Board of Nursing	2-490
0385	Board of Optometry	2-492
0303	Board of Osteopathic Examination and Registration	2-494
0223	Passenger Tramway Safety Board	2-496
0387	Penobscot Bay and River Pilotage Commission	2-498
0382	Board of Commissioners of the Profession of Pharmacy	2-500
0378	Board of Examiners in Physical Therapy	2-502
0189	Plumbers Examining Board	2-504
0377	Examiners of Podiatrists	2-506
0186	PUC - Topographic Mapping & Water Resources Division	2-508
0184	PUC - Administrative Division	2-510
0185	PUC - Transportation Division	2-512
0386	State Board of Examiners of Psychologists	2-514
0370	State Board of Social Worker Registration	2-516
0104	Board of Certification -Of Water Treatment Plant Operators.	2-518

2	<u>New or Expanded Services</u>	2-520
0185	PUC - Transportation Division	2-522
92000	<u>INDEPENDENT AGENCIES - ADVISORY</u>	2-524
1	<u>Current Services</u>	2-526
0375	Blueberry Industry Advisory Board	2-528
94000	<u>INDEPENDENT AGENCIES - OTHER</u>	2-530
1	<u>Current Services</u>	2-532
0301	Maine Guarantee Authority	2-534
0254	Maine Sardine Council	2-536

05 EDUCATION AND CULTURE

05	EDUCATION AND CULTURE	2-539
05000	<u>DEPARTMENT OF EDUCATIONAL AND CULTURAL SERVICES</u>	2-550
1	<u>Current Services</u>	2-552
0270	Education - Administrative Services	2-554
0271	Education - Planning & Management Information	2-556
0363	Education - Departmental Administration	2-558
0181	Education - Finance	2-560
0182	Bureau of Instruction - Administration	2-562
0313	Education - Federal Program Administration	2-564
0314	Local School Services - Offices of the Director	2-566
0272	Local School Services - Surplus Property Program	2-568
0273	Local School Services - Donated Commodities Program	2-570
0274	Local School Services - School Nutrition Program	2-572
0275	Local School Services - School Transportation Program	2-574
0276	Local School Services - School Facilities Program	2-576
0168	Education - Student Loan Insurance Fund	2-578
0308	Education - General Purpose Aid for Local Schools	2-580
0319	Education - General Purpose Aid for Indian Schools	2-582
0170	Education - Teacher Retirement	2-584
0220	Schooling of Children in Unorganized Territory (SCUT)	2-586
0277	Education - Human Development & Guidance	2-588
0279	Education - Grant/Loan/Scholarship Fund	2-590
0280	Education - Higher Education Services	2-592
0281	Education - Teacher Education	2-594
0282	Education - Certification & Placement	2-596
0283	Education - Curriculum	2-598
0284	Education - Exceptional Children / Special Education	2-600
0312	Education - Civil Defense Education	2-602
0315	Local School Services - Neighborhood Youth Corps Program ..	2-604
0364	Education - Adult Education	2-606
0402	Education of Children of Low Income Families - (Title I) ..	2-608
0403	Education - Supplemental Education Centers - (Title III) ..	2-610
0174	Museum - Research & Collection	2-612
0175	Museum - Education & Public Service	2-614
0179	Museum - Exhibit Design & Preparation	2-616
0180	Museum - Administration	2-618
0178	Arts & Humanities - Administration	2-620
0176	Arts & Humanities - Sponsored Program	2-622
0177	Arts & Humanities - General Grants Program	2-624
0215	Library - Administration	2-626
0216	Library - Reader & Information Services	2-628
0217	Library - Library Development Services	2-630
0171	Vocational Education - Administration	2-632
0317	Vocational Education - Post Secondary	2-634

CODE#	PAGE#	Page ix	
0169 Kennebec Valley Vocational Technical Institute	2-636	0035 Maine Maritime Academy	2-744
0218 School of Practical Nursing	2-638	Maine Maritime Academy-Additional Information Sheets:	
0219 Central Maine Vocational Technical Institute	2-640	Maine Maritime Academy - Student Services	2-746
0255 Washington County Vocational Technical Institute	2-642	Maine Maritime Academy - Instruction	2-748
0278 Eastern Maine Vocational Technical Institute	2-644	Maine Maritime Academy - Community Services	2-750
0309 Northern Maine Vocational Technical Institute	2-646	0034 U of M - The Research Institute of Gulf of Maine (TRIGOM) .	2-752
0311 Education - Vocational Program Services	2-648	0031 U of M - Educational and General Activities	2-754
0316 Vocational Education - Operations	2-650	U of M - Additional Information Sheets:	
0318 Southern Maine Vocational Technical Institute	2-652	U of M - General Administration	2-756
0390 State Historian	2-654	U of M - Instruction	2-758
0036 Maine Historic Preservation Commission	2-656	U of M - Physical Plant & Maintenance	2-760
0172 Governor Baxter School for the Deaf	2-658	U of M - Student Services	2-762
0173 Maine Advisory Council on Vocational Education	2-660	U of M - Student Aid	2-764
2 New or Expanded Services	2-662	U of M - Libraries	2-766
0270 Education - Administrative Services	2-664	U of M - Employee Benefits	2-768
0271 Education - Planning & Management Information	2-666	U of M - Auxiliary Enterprises	2-770
0181 Education - Finance	2-668	U of M - Other Educationally Organized Programs	2-772
0182 Bureau of Instruction - Administration	2-670	U of M - Extension and Public Service	2-774
0272 Local School Services - Surplus Property Program	2-672	U of M - Sponsored Research	2-776
0273 Local School Services - Donated Commodities Program	2-674	U of M - Other Separately Budgeted Research	2-778
0274 Local School Services - School Nutrition Program	2-676	U of M - Other Sponsored Programs	2-780
0275 Local School Services - School Transportation Program	2-678	0032 U of M - Health Science Education	2-782
0276 Local School Services - School Facilities Program	2-680	0033 U of M - Maine Public Broadcasting Network	2-784
0220 Schooling of Children in Unorganized Territory (SCUT)	2-682	2 New or Expanded Services	2-786
0277 Education - Human Development & Guidance	2-684	0030 Maine State American Revolution Bicentennial Commission ...	2-788
0279 Education - Grant/Loan/Scholarship Fund	2-686	0035 Maine Maritime Academy	2-790
0280 Education - Higher Education Services	2-688	0034 U of M - The Research Institute of Gulf of Maine (TRIGOM) .	2-792
0281 Education - Teacher Education	2-690	0031 U of M - Educational and General Activities	2-794
0282 Education - Certification & Placement	2-692	U of M - Additional Information Sheets:	
0283 Education - Curriculum	2-694	U of M - General Administration	2-796
0284 Education - Exceptional Children / Special Education	2-696	U of M - Instruction	2-798
0174 Museum - Research & Collection	2-698	U of M - Physical Plant & Maintenance	2-800
0175 Museum - Education & Public Service	2-700	U of M - Student Services	2-802
0179 Museum - Exhibit Design & Preparation	2-702	U of M - Student Aid	2-804
0180 Museum - Administration	2-704	U of M - Libraries	2-806
0178 Arts & Humanities - Administration	2-706	U of M - Extension and Public Service	2-808
0176 Arts & Humanities - Sponsored Program	2-708	U of M - Other Separately Budgeted Research	2-810
0177 Arts & Humanities - General Grants Program	2-710	0032 U of M - Health Science Education	2-812
0215 Library - Administration	2-712	0033 U of M - Maine Public Broadcasting Network	2-814
0216 Library - Reader & Information Services	2-714	3 Capital Improvements	2-816
0217 Library - Library Development Services	2-716	0362 Capital Construction/Repairs/Improvements - Maine Maritime.	2-818
0169 Kennebec Valley Vocational Technical Institute	2-718	0361 Capital Construction/Repairs/Improvements - Univ of Maine .	2-820
0218 School of Practical Nursing	2-720	99000 INDEPENDENT AGENCIES - NOT PART OF STATE GOVERNMENT	2-822
0219 Central Maine Vocational Technical Institute	2-722	0037 Maine Historical Society	2-824
0255 Washington County Vocational Technical Institute	2-724		
0278 Eastern Maine Vocational Technical Institute	2-726		
0309 Northern Maine Vocational Technical Institute	2-728		
0318 Southern Maine Vocational Technical Institute	2-730		
0036 Maine Historic Preservation Commission	2-732		
0172 Governor Baxter School for the Deaf	2-734		
0360 Capital Construction/Repairs/Improvements - Education	2-736		

Volume III

08 HUMAN SERVICES

94000 INDEPENDENT AGENCIES - OTHER	2-738	08 HUMAN SERVICES	3-001
1 Current Services	2-740	10000 DEPARTMENT OF HEALTH AND WELFARE	3-012
0030 Maine State American Revolution Bicentennial Commission ...	2-742	1 Current Services	3-014
		0125 H & W - Special Resolves Pensions	3-016

0142 H & W - Bureau of Administration	3-018
0129 Medical Care Administration	3-020
0130 General Assistance - Health	3-022
0128 H & W - Aid to Charitable Institutions	3-024
0202 Prophylactic Licenses	3-026
0205 Control Over Plumbing	3-028
0207 Regulation of Eating & Lodging Services	3-030
0143 Bureau of Health	3-032
0191 Maternal & Child Health	3-034
0204 Crippled Children Services	3-036
0147 Social Welfare - Medical Care	3-038
0148 Social Welfare - Intermediate Care	3-040
0149 Social Welfare - Catastrophic Medical Payments	3-042
0167 Social Welfare - Treatment of Cystic Fibrosis	3-044
0103 Social Welfare - Food Stamp Program	3-046
0131 Supplemental Security Income - Mandatory Payments	3-048
0132 Supplemental Security Income - Optional Payments	3-050
0136 Social Welfare - Housing Services for Older People	3-052
0137 Social Welfare - Aid to the Aged, Blind or Disabled	3-054
0138 Social Welfare - Aid to Families with Dependent Children ..	3-056
0139 Social Welfare - Child Welfare Services	3-058
0141 Bureau of Social Welfare	3-060
0145 Social Welfare - Priority Social Services	3-062
0146 Social Welfare - Work Incentive Program	3-064
0193 Social Welfare - Services to the Mentally Retarded	3-066
0194 Social Welfare - Day Care Service	3-068
0195 Social Welfare - Family Planning Services	3-070
0196 Social Welfare - Miscellaneous Services	3-072
0197 Social Welfare - Aftercare Services	3-074
0198 Social Welfare - Alcoholics & Addicts Services	3-076
0199 Social Welfare - Services to the Aged	3-078
0200 Social Welfare - Homemaker Services	3-080
0201 Social Welfare - Transportation Services	3-082
0140 Bureau of Maine's Elderly	3-084
0126 Division of Eye Care	3-086
0133 Bureau of Rehabilitation - Administration	3-088
0134 Bureau of Rehabilitation - Vocational Rehabilitation	3-090
0208 Division of Disability Determination	3-092
0127 Office of Alcoholism & Drug Abuse Prevention	3-094
0115 Advisory Council on the Status of Women	3-096
0102 Governor's Committee on Children & Youth	3-098
0190 Board of Hearing Aid Dealers & Fitters	3-100
 2 New or Expanded Services	 3-102
0142 H & W - Bureau of Administration	3-104
0128 H & W - Aid to Charitable Institutions	3-106
0143 Bureau of Health	3-108
0149 Social Welfare - Catastrophic Medical Payments	3-110
0138 Social Welfare - Aid to Families with Dependent Children ..	3-112
0139 Social Welfare - Child Welfare Services	3-114
0141 Bureau of Social Welfare	3-116
0307 Bureau of Human Services	3-118
0126 Division of Eye Care	3-120
0133 Bureau of Rehabilitation - Administration	3-122
0134 Bureau of Rehabilitation - Vocational Rehabilitation	3-124
0127 Office of Alcoholism & Drug Abuse Prevention	3-126
0115 Advisory Council on the Status of Women	3-128

0102 Governor's Committee on Children & Youth	3-130
0269 Maine Human Services Council	3-132
0389 Capital Construction/Repairs/Improvements - Health/Welfare ..	3-134
 11000 DEPARTMENT OF INDIAN AFFAIRS	 3-136
1 Current Services	3-138
0152 Indian Affairs - Administration	3-140
0153 Indian Housing Authority - Penobscot Tribal Reservation ...	3-142
0154 Indian Housing Authority - Pleasant Point Passamaquoddy ...	3-144
0155 Indian Housing Authority - Indian Township Passamaquoddy ..	3-146
 2 New or Expanded Services	 3-148
0152 Indian Affairs - Administration	3-150
0153 Indian Housing Authority - Penobscot Tribal Reservation ...	3-152
0156 Capital Construction/Repairs/Improvements - Indian Affairs ..	3-154
 14000 DEPARTMENT OF MENTAL HEALTH AND CORRECTIONS	 3-156
1 Current Services	3-158
0164 MH & C - Departmental Operations	3-160
0121 Community Mental Health Services	3-162
0105 Augusta Mental Health Institute	3-164
0120 Bangor Mental Health Institute	3-166
0243 Maine Association for Retarded Children	3-168
0122 Community Mental Retardation Services	3-170
0166 Pineland Hospital & Training Center	3-172
0118 Aroostook Residential Center	3-174
0119 Elizabeth Levinson Center	3-176
0106 Halfway House	3-178
0124 Probation & Parole	3-180
0192 Correctional Services	3-182
0107 Stevens School/Women's Correctional Center	3-184
0163 Boy's Training Center	3-186
0162 Men's Correctional Center	3-188
0144 State Prison	3-190
0123 State Parole Board	3-192
0157 State Military and Naval Children's Home	3-194
 2 New or Expanded Services	 3-196
0164 MH & C - Departmental Operations	3-198
0120 Bangor Mental Health Institute	3-200
0166 Pineland Hospital & Training Center	3-202
0118 Aroostook Residential Center	3-204
0119 Elizabeth Levinson Center	3-206
0124 Probation & Parole	3-208
0107 Stevens School/Women's Correctional Center	3-210
0163 Boy's Training Center	3-212
0162 Men's Correctional Center	3-214
0144 State Prison	3-216
0114 Capital Construction/Repairs/Improvements - MH & Correct. .	3-218
 94000 INDEPENDENT AGENCIES - OTHER	 3-220
1 Current Services	3-222
0116 State Housing Authority -Mortgage Insurance/Indian Housing ..	3-224
0117 State Housing Authority -Industrial Housing/Mobile Homes ..	3-226
0150 Maine Human Rights Commission - Regulation	3-228
0151 Maine Human Rights Commission - Instruction	3-230

2	New or Expanded Services	3-232
0259	State Housing Authority - Mortgage Insurance	3-234
0260	State Housing Authority - Mortgage Assistance	3-236
0261	State Housing Authority - Direct Loans	3-238
0262	State Housing Authority - Consumer Complaint Services	3-240
0150	Maine Human Rights Commission - Regulation	3-242
0151	Maine Human Rights Commission - Instruction	3-244
0263	Capital Construction/Repairs/Improvements - State Housing ..	3-246

09 MANPOWER

09	MANPOWER	3-249
12000	DEPARTMENT OF MANPOWER AFFAIRS	3-256
1	Current Services	3-258
0158	Labor & Industry - Administration	3-260
0159	Labor & Industry - Regulatory Boards	3-262
0245	Maine Employment Security Commission	3-264
0160	Public Employees Labor Relations Board	3-266
0161	Manpower Development & Training Account	3-268
2	New or Expanded Services	3-270
0158	Labor & Industry - Administration	3-272
0159	Labor & Industry - Regulatory Boards	3-274
0160	Public Employees Labor Relations Board	3-276
94000	INDEPENDENT AGENCIES - OTHER	3-278
1	Current Services	
0209	Governor's Committee on Employment of the Handicapped	3-280
2	New or Expanded Services	
0209	Governor's Committee on Employment of the Handicapped	3-282

II NATURAL RESOURCES

11	NATURAL RESOURCES	3-285
04000	DEPARTMENT OF CONSERVATION	3-294
1	Current Services	3-296
0235	Grants to Municipal Conservation Commissions	3-298
0232	Division of Forest Fire Control	3-300
0233	Entomology	3-302
0234	Spruce Budworm Control	3-304
0240	Division of Forest Management	3-306
0221	Parks - Operation & Maintenance of State Parks	3-308
0224	Parks - Snowmobile Trail Fund	3-310
0225	Parks - Municipal Recreation Fund	3-312
0226	Parks - Boating Facilities Fund	3-314
0228	Parks - Bicycling Study & Monitoring	3-316
0237	Bureau of Geology	3-318
0268	Bureau of Geology - Revolving Account	3-320
0236	Maine Land Use Regulation Commission	3-322
0222	Conservation - Central Administrative Direction & Services ..	3-324
0238	Bureau of Public Lands - Director's Office	3-326
0239	Land Management & Planning Unit	3-328
0230	Maine Mining Bureau	3-330
0227	Keep Maine Scenic Committee	3-332
0241	Coastal Island Registry	3-334
0229	State Board of Certification -Geologists & Soil Scientists ..	3-336

2	New or Expanded Services	3-338
0235	Grants to Municipal Conservation Commissions	3-340
0232	Division of Forest Fire Control	3-342
0233	Entomology	3-344
0240	Division of Forest Management	3-346
0221	Parks - Operation & Maintenance of State Parks	3-348
0225	Parks - Municipal Recreation Fund	3-350
0237	Bureau of Geology	3-352
0236	Maine Land Use Regulation Commission	3-354
0222	Conservation - Central Administrative Direction & Services ..	3-356
0238	Bureau of Public Lands - Director's Office	3-358
0241	Coastal Island Registry	3-360
0246	Capital Construction/Repairs/Improvements - Conservation ..	3-362

06000	DEPARTMENT OF ENVIRONMENTAL PROTECTION	3-364
1	Current Services	3-366
0251	Environmental Protection - Administration	3-368
0247	Maine Coastal Protection Fund	3-370
0252	Municipal Sewerage Construction	3-372
0248	Bureau of Land Quality Control	3-374
0250	Bureau of Air Quality Control	3-376
0249	Bureau of Water Quality Control	3-378

2	New or Expanded Services	3-380
0251	Environmental Protection - Administration	3-382
0247	Maine Coastal Protection Fund	3-384
0248	Bureau of Land Quality Control	3-386
0250	Bureau of Air Quality Control	3-388
0249	Bureau of Water Quality Control	3-390

09000	DEPARTMENT OF INLAND FISHERIES AND GAME	3-392
1	Current Services	3-394
0265	Fish & Game - Watercraft Registration & Safety	3-396
0256	Fish & Game - Central Administrative Services	3-398
0267	Fish & Game - Snowmobile Registration	3-400
0264	Fish & Game - Warden Services	3-402
0365	Fish & Game - Biological Services	3-404
0265	Atlantic Sea Run Salmon Commission	3-406

2	New or Expanded Services	3-408
0256	Fish & Game - Central Administrative Services	3-410
0264	Fish & Game - Warden Services	3-412
0365	Fish & Game - Biological Services	3-414
0265	Atlantic Sea Run Salmon Commission	3-416
0366	Capital Construction/Repairs/Improvements - Fish & Game ...	3-418

92000	INDEPENDENT AGENCIES - ADVISORY	
1	Current Services	
0028	Atlantic States Marine Fisheries Commission	3-420

94000	INDEPENDENT AGENCIES - OTHER	
1	Current Services	3-422
0253	Baxter State Park Authority	3-424
0322	Saco River Corridor Commission	3-426

12 PUBLIC PROTECTION

12 PUBLIC PROTECTION	3-429
15000 DEPARTMENT OF MILITARY, CIVIL EMERGENCY PREPAREDNESS, AND VETERANS' SERVICES	3-438
1 Current Services	3-440
0109 M, CEP & VS - Central Administration	3-442
0108 Military Training & Operations	3-444
0214 Bureau of Civil Emergency Preparedness - Administration	3-446
0210 State Fuel Allocation Office	3-448
0211 Community Shelter Planning	3-450
0212 Radiological Account	3-452
0213 Disaster Assistance Fund	3-454
0111 Veterans' Memorial Cemetery	3-456
0110 Services to Veterans	3-458
0112 Maine Veterans' Small Business Loan Authority Board	3-460
2 New or Expanded Services	3-462
0109 M, CEP & VS - Central Administration	3-464
0108 Military Training & Operations	3-466
0111 Veterans' Memorial Cemetery	3-468
0110 Services to Veterans	3-470
0113 Capital Construction/Repairs/Improvements - M, CEP & VS	3-472
16000 DEPARTMENT OF PUBLIC SAFETY	3-474
1 Current Services	3-476
0329 Public Safety - Motor Vehicle Inspection	3-478
0291 State Police	3-480
0293 Public Safety - Liquor Enforcement	3-482
0290 Maine Criminal Justice Academy	3-484
0292 Electricians Examining Board	3-486
0328 Public Safety - Oil Burner Men's Licensing Board	3-488
0327 Public Safety - Office of the State Fire Marshall	3-490
2 New or Expanded Services	3-492
0291 State Police	3-494
0293 Public Safety - Liquor Enforcement	3-496
0290 Maine Criminal Justice Academy	3-498
0327 Public Safety - Office of the State Fire Marshall	3-500
0408 Capital Construction/Repairs/Improvements - Public Safety	3-502

13 TRANSPORTATION

13 TRANSPORTATION	3-505
17000 DEPARTMENT OF TRANSPORTATION	3-514
1 Current Services	3-516
0343 Transportation - Special Resolves	3-518
0344 Transportation - Suspense Receivables	3-520
0345 Transportation - Salary Plan	3-522
0348 Transportation - Accounting Services	3-524
0349 Transportation - Auditing General Highway Fund	3-526
0350 Transportation - Purchasing Services	3-528
0351 Transportation - Gasoline Tax Administration	3-530
0352 Transportation - Auditing Special Revenues	3-532
0353 Transportation - Compensation for Injuries	3-534
0342 Transportation - Operation/Maintenance of Office Building	3-536
0341 Transportation - Planning & Services	3-538

0339 Highway - Administration	3-540
0340 Highway - Highway Safety	3-542
0357 Highway - Topographic Mapping	3-544
0334 Highway - Island Town Refunds	3-546
0335 Highway - Access Roads to Ski Areas	3-548
0336 Highway - State Aid Construction	3-550
0337 Highway - Special State Aid Construction	3-552
0355 Highway - Town Road Improvement Fund	3-554
0356 Highway - Bridge Construction	3-556
0330 Highway - Summer Maintenance	3-558
0331 Highway - Traffic Services	3-560
0332 Highway - Picnic Areas	3-562
0333 Highway - Bridge Maintenance	3-564
0338 Highway - Radio Operations	3-566
0354 Highway - Winter Maintenance	3-568
0295 Highway - Relocating Facilities on Federal Aid Highways	3-570
0296 Highway - Railroad Crossing Protection	3-572
0358 Highway - Bond Interest	3-574
0359 Highway - Bond Retirement	3-576
0406 Highway - Highway and Bridge Improvements	3-578
0298 Waterways - Administration	3-580
0297 Waterways - New England Regional Commission Project	3-582
0323 Waterways - Maine State Pier / Maine Port Authority	3-584
0326 Waterways - Island Ferry Service	3-586
0294 Aeronautics - Administration	3-588
0324 Aeronautics - State Plane	3-590
0325 Aeronautics - Augusta State Airport	3-592
2 New or Expanded Services	3-594
0298 Waterways - Administration	3-596
0323 Waterways - Maine State Pier / Maine Port Authority	3-598
0326 Waterways - Island Ferry Service	3-600
0294 Aeronautics - Administration	3-602
0325 Aeronautics - Augusta State Airport	3-604
0346 Capital Construction/Repairs/Improvements - Transportation	3-606

94000 INDEPENDENT AGENCIES - OTHER

1 Current Services	
0347 Committee to Determine Needs for a Traffic Court System	3-608

THE GOVERNOR'S MESSAGE

Mr. President, Mr. Speaker and Honorable Members of the 107th Legislature:

I asked to address this honorable body today so that I might fulfill my statutory duty as Governor to present to you and to the people of Maine a Budget for the Biennium — a Balanced Budget without a tax increase, that will still meet the needs of the people of this State. That is what I promised the voters of Maine I would do and that is what I believe we have done.

As all of you know, we have some real problems in Maine, many of them thrust upon us by the economy, national policy and circumstance. We cannot, however, sit and bemoan our situation. We must face the real problems with real solutions. We must address the people problems of tomorrow by dealing with the realities of today.

The budget I am presenting to you today is designed to do two basic things:

(1) It is designed to help us keep the store of State Government open in this time of economic uncertainty and to allow us to carry on with essential services and to continue to meet human needs.

(2) Secondly, it is designed to give us time to further establish our priorities, while we also:

- (a) Make a further examination of potential cost savings,
- (b) Make every effort to broaden our present tax base, and,
- (c) Project where we are going with plans for the year 2000 as our benchmark.

In developing this budget, we made the needs of the people the top priority because in this area we do not have the luxury of time. Yet, Maine is on a straight line of time and we are already overdue in providing for our people who are unable to provide for themselves. We feel this budget will meet these basic needs, present and future, while allowing us the precious time needed to make a more thorough analysis of the operations of State Government.

I feel deeply that I as Governor and you as elected representatives of the people owe it to the taxpayers and citizens of this State to take this budget approach at this critical time in our history. I am asking you to accept a budget which I feel will meet our current, essential needs and provide us the time to make certain Maine is on the right line of time for the present as well as the future.

However, as Governor, I pledge to you I will immediately call a Special Session of this Legislature at any time when there is evidence of human suffering or evidence that human needs are not being met and joint action of the Governor and the Legislature is needed. In any event, I intend to convene a Session between Labor Day and January 1st, to allow us:

(1) To keep the store of State Government open and to meet basic human needs.

(2) Six months time to actually measure revenue sources.

(3) To take a good hard look at operations in State Government so when we meet in the fall we can more realistically establish dollar priorities for human needs.

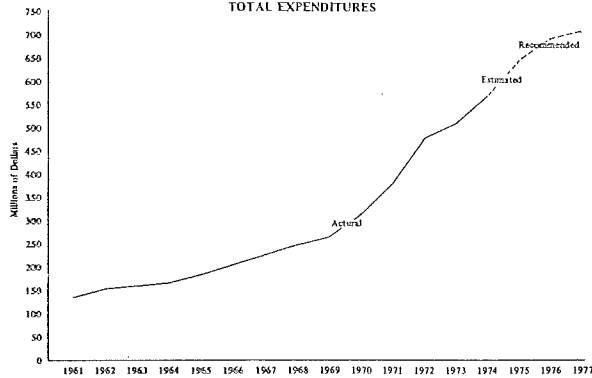
So, as Governor I bring to you today our Financial Plan for the next biennium. The theme of this plan is Efficiency, Economy and Effectiveness in State Government. There has been tremendous pressure over the last 10 years to provide more and more services in the State of Maine. We must continue to provide these services whenever and wherever possible. However, along with this demand and the escalating rate of inflation, the cost of State Government in Maine, as in many other states, has been rising at an accelerating rate, especially in the last five years. As shown by this chart, State Government has grown from an annual budget of \$142 million in 1960 to approximately \$540 million in the last fiscal year. This is a level of spending of approximately \$1.5 million per day. That is a 380 percent increase over the last 14 years. This week, our payroll alone is \$2.5 million paying 14,134 employees, and this is the first time in many years any Governor has been able to give an accurate headcount.

THE BUDGET REVIEW PROCESS

The budget I am presenting today is the result of a fantastic effort by state employees, volunteers, a former commissioner and Mr. Siebert, our Budget Officer. Over the past two months we have taken a hard look at what our real needs and real requirements are for State Government.

We have met for countless hours with a volunteer Budget Review Committee, the State Budget Officer and his staff, department heads and my own staff. This budget represents our collective thinking that this is the direction the State needs to take at this time. I'm told there has never been a more cooperative effort undertaken in preparation of a State Budget. When cuts have had to be made, we have asked department heads to establish priorities in an effort to make certain that human needs will be met. I think these dedicated people who have given their untiring efforts to this budget are owed a vote of thanks by the people of Maine.

The organization of this budget is much different than that of past budgets. Recognizing the need for a better means of presenting, reviewing and responding to the budget requirements of the State, your predecessors in the 106th Legislature directed the State Budget Officer to prepare a program-oriented budget to present to the 107th. Now, for the first time we will be able to look at where the money is going to be spent with respect to the services that are provided. This is a tribute

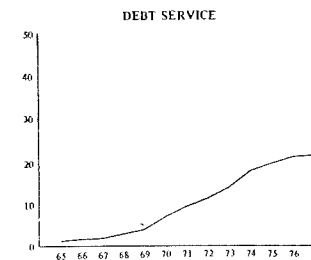
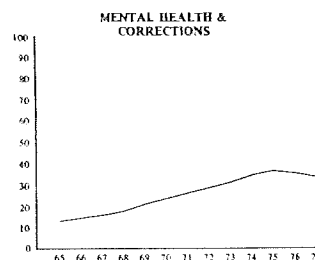
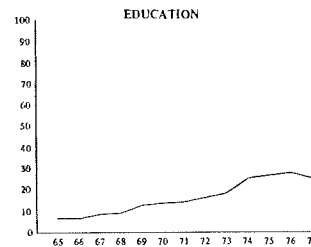
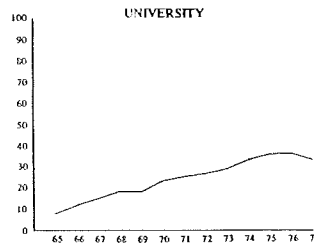
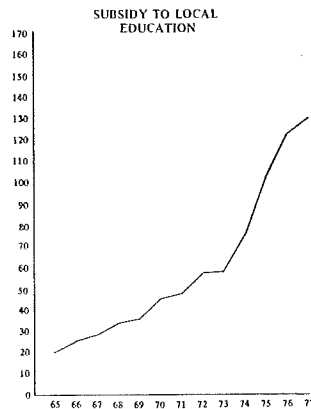
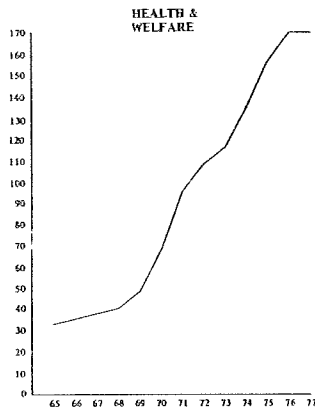
OPERATING FUNDS
TOTAL EXPENDITURES

to the vision and conviction of the previous Legislature. As the Governor benefitting from this approach, I thank them. I do not stand here today saying that this budget is a perfect document. But, I do say that it represents the feeling of many people that it is the approach that must be taken at this time. I ask the Members of this Legislature not to judge it on a short term basis but to look at the long-range implications that uncontrolled spending would have on the working men and women of this State.

We simply have to decrease the rate of growth of Government spending and at the same time accelerate the delivery of services so more dollars will reach the bottom line where they count the most. The bottom line in business is profits. . . . We must make the bottom line in Government be the elderly and the retarded and the people of Maine who need help.

In drafting this budget, we established several policy areas and each department of State Government falls under one of these areas. They are:

- (1) General Government
- (2) Economic Development
- (3) Education and Culture
- (4) Human Services
- (5) Manpower
- (6) Natural Resources
- (7) Public Protection
- (8) Transportation



REVENUES

The several sources of revenues anticipated to be available for the biennium were projected in the usual manner taking into consideration normal growth factors, including inflation. In order to provide additional input into the estimating process, two independent projections were made — one by the University Office of Financial Planning at Bangor and one by the ESCO Economic Institute at the Center for Research and Advanced Study, University of Maine, Portland-Gorham.

One of the considerations in using the final estimates is the very adequate safeguards provided to me in case of a shortfall in revenues to reduce allotments in order to maintain a balanced situation.

The level of General Fund Revenues anticipated for the biennium is \$665 million. This is made up of \$320 million in the first year and \$345 million in the second year. This is less the amount required for State-Local Revenue Sharing as provided by law.

To this must be added an amount of \$15.5 in Federal Revenue Sharing in each year of the biennium. It should be noted that current con-

**GENERAL FUND
SUMMARY OF UNDEDICATED REVENUES**

Revenue Source	Actual 1973-74	Estimated 1975-76	Budget 1975-76	Recommendations 1976-77
Taxes on Land	\$ 5,726,262	\$ 7,570,325	\$ 12,320,536	\$ 14,184,643
Inheritance & Estate Taxes	7,112,543	8,125,000	8,500,000	8,500,000
Personal Income Tax	37,268,331	43,063,559	50,200,000	58,250,000
Local Government Fund*	1,490,733	1,722,542	2,008,000	2,330,000
General Fund Portion	35,777,598	41,341,017	48,192,000	55,920,000
Corporate Income Tax	13,063,265	14,850,000	14,900,000	14,900,000
Local Government Fund*	524,115	594,000	596,000	596,000
General Fund Portion	12,539,150	14,256,000	14,304,000	14,304,000
Cigarette Taxes	19,991,671	22,662,321	23,600,000	23,650,000
Sales & Use Taxes	127,297,625	135,854,915	157,225,000	170,725,000
Local Government Fund*	5,120,157	5,434,197	6,289,000	6,829,000
General Fund Portion	122,177,468	130,420,718	150,936,000	163,896,000
Corporation Taxes	587,764	806,300	417,500	421,500
Public Utility Taxes	8,369,915	7,947,000	10,090,000	11,080,000
Insurance Premiums Taxes	6,369,103	7,940,500	8,440,000	9,440,000
Commission on Pari-Mutuels	862,146	850,000	1,200,000	1,200,000
Income from Investments	5,839,965	6,615,545	5,816,600	5,817,700
Income from Alcoholic Beverages	20,134,352	20,918,473	21,600,000	22,400,000
Income from State Lottery	—	3,078,000	4,100,000	4,100,000
Other Revenue	9,335,677	9,427,399	10,323,283	10,414,046
Total Undedicated Revenue	261,958,619	289,709,337	328,732,919	355,082,889
Local Government Fund*	7,135,005	7,750,739	8,893,000	9,755,000
Available for Appropriation	\$254,823,614	\$281,958,598	\$319,839,919	\$345,327,889
	\$536,782,212		\$665,167,808	

* State/Local Revenue Sharing

gressional authorization of Revenue Sharing is only through the third quarter payment in fiscal year 1977. At the present time, continuation is expected although the dollar level and distribution between levels of government is now under consideration. At the present time local units of government receive about twice the dollar amount received at the state level.

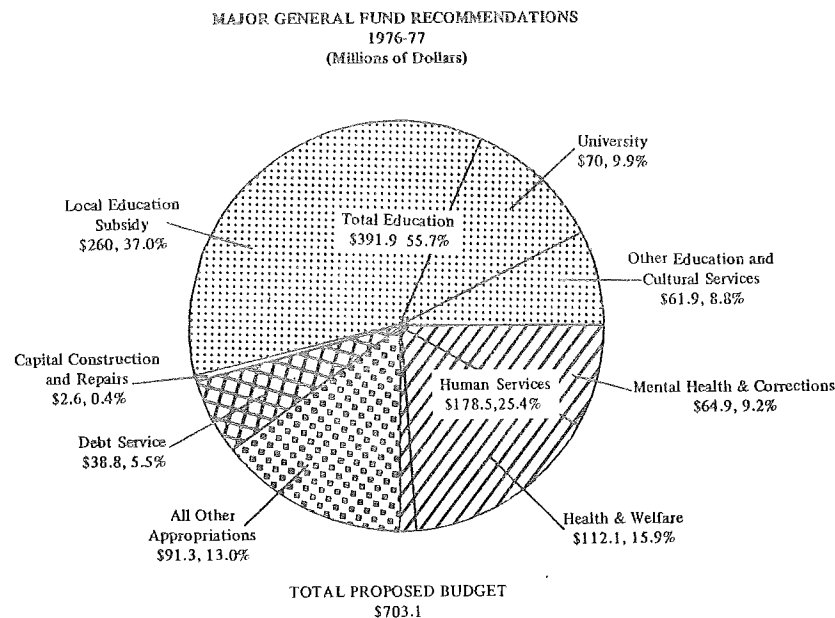
BUDGET RECOMMENDATIONS

In screening budget requests, we used a basic criteria. Requests that were designed to help people were given priority over requests that merely advocated more brick and mortar to expand programs.

As a result of our searching analysis of requests, we were able to:

- (1) Reduce the requests of over a billion dollars to \$700 million.
- (2) Postpone all capital construction except those projects which represented only the highest priority repairs and new projects that were absolutely essential. Therefore, capital construction requests of some \$35 million were reduced to \$3 million.

I would now like to discuss in detail some areas of the budget.



A. EDUCATION

The budget calls for spending of \$31 million for the Department of Education, \$229 million for School Subsidy and \$70 million for the operations of the University of Maine.

I would like to reaffirm my support for the basic philosophy of Equality of Opportunity of L.D. 1994 and its attempts to bring a more uniform cost to the financing of education in the State of Maine. Of the recommendations made recently by the Education Subsidy Commission, I am in favor of the following:

(1) Basing the subsidy for schools on the last known year's expenditures with a provision for inflation. This will eliminate the possibility of repeating the current deficit situation.

(2) Minor Capital Outlay should be based on a per pupil standard. By incorporating this in the Uniform Property Tax we would be able to return control over capital expenditures to the local level where it belongs.

I am recommending continuation of the same level of funding for the University as is presently authorized. I am further asking the Board of Trustees and Administrators of the University to make the same searching analysis and review of their operations and programs that are being sought in other agencies of State Government. I am asking that they make every effort to reduce administration costs and to curtail purely public relations programs to promote the University and/or personalities within the administration or beyond the problem of governmental incest as it relates to spending. In any event I am asking the University to eliminate spending of student and taxpayer money to promote further spending of student and taxpayer money.

B. HEALTH AND WELFARE

The current level of spending in the Human Services Department of Health and Welfare of \$96.6 million has been increased in our budget to \$112.1 million to cover the cost of current programs. This will allow us to better serve those citizens who have the greatest need in the following areas:

- (1) Increasing the Food Services for the Elderly.
- (2) Continuation of the Mandatory and Optional Supplemental Security Income Program.
- (3) Expansion of the Food Stamp Program. In fact, our budget calls for a threefold increase in the second year of the biennium.
- (4) Expansion of the Funding for the Aid to Families with Dependent Children (AFDC) Program.
- (5) Increasing the Medical Care Program close to \$8 million.
- (6) Expansion of the Intermediate Care Program for Citizens in Nursing Homes.

We are not making recommendations in the area of Aid to Charitable Institutions and the Catastrophic Illness Program because there is evidence that there is need for further study to determine if services under these programs are actually reaching the people. These are among the programs that can better be addressed at the Special Session of this Legislature, which I have already indicated I will call after Labor Day. I'm told that no human services will be adversely affected as these represent deferred payments.

C. MENTAL HEALTH AND CORRECTIONS

The Current Services Budget for the Department of Mental Health and Corrections has been increased \$4.3 million over the current authorized funding of \$60.6 million. A special analysis was needed to take into account the extraordinary increases in the cost of food and fuel for the Institutions in that Department. We also have noted a trend, supported by my Administration, toward Community Mental Health Centers in an effort to take much of the burden off the more traditional State Mental Health Institutes. In fact, there has been a significant drop in the number of persons residing at the Institutions over the last five years. As Governor, I am asking this Department to show declining expenses to reflect this declining population.

D. HIGHWAY

Establishing the Highway Budget was particularly difficult since the energy situation has seriously affected revenues supporting the program and inflation has skyrocketed costs associated with maintaining and improving our road system in Maine. The Department of Transportation has responded to this situation by reducing activities and increasing its effectiveness. Every effort must be made to continue this effort. As a result of the Department's efforts, we can assure you that the approximately \$70 million per year required to provide for necessary highway programs is available from anticipated dedicated revenues.

To protect the State's significant investment in highways and for the safety of citizens operating on Maine roads, I am proposing a Capital Improvement Program requiring \$17.1 million dollars in State funds which is the same amount authorized by the 106th Legislature. This program initiates a major effort to replace and improve many of the older, deficient bridges in the State and while the emphasis of the program addresses the significant bridge problems, the program also includes many smaller cost items which will improve existing highways rather than call for new highway construction. To support the Capital Improvement Program, I am recommending several new approaches:

- (1) Adjustment in fees associated with the Highway Program which we estimate will produce \$6.2 million dollars.
- (2) A replacement bond issue in the amount of \$10.9 million.

While this proposal creates a situation whereby we are not raising the overall level of bonded indebtedness, I intend to strive for a pay as you go situation as an ultimate goal in the Highway Program. Under this long range plan which we have asked the Department of Transportation to design, new bond issues would be arranged to coincide with the amortization of old bond issues.

PROBLEMS FACING US

In addition to L.D. 1994 which I mentioned earlier, there are other problems facing the Governor and this Legislature. One of these is the Control Program for the Spruce Budworm. I urge the Legislature to consider this problem area carefully. I will work closely with the Legislature to come up with a funding program that is fair to all concerned, particularly the taxpayers of this State. I feel personally that the timber companies who are the primary owners and beneficiaries have the obligation to implement and fund this Control Program if it should be undertaken. The State should be only expected to pay what its fair share should be whether it be 10, 20, 30 percent or more of the amount remaining after federal funding.

I deeply regret that our financial situation will not permit us to do all things for all the people that I might like to do or others might like to see done. Funds for a general raise at this moment for all State employees could only be generated through layoffs or a major tax increase. With unemployment lines growing daily in the State, I feel this would compound the problem and I also feel there are those on unemployment lines who would be willing to trade places with anyone with a secure job. This is one of those areas that can better be addressed at the next session of this Legislature which hopefully will be before next January.

I've said repeatedly that dedicated State employees should be paid equal to their counterparts in private industry, but we need more time to locate and reward those employees who are making a sacrifice to stay in state employment. I hope State employees will embrace this approach in fairness to the unemployed and underemployed in this State and in recognition of the serious economic problems we now face.

Our Biennial Budget creates the problem of anticipating levels of funding two and one-half years in advance. Even an annual review given the present economic climate is uncertain and leads to emergency funding problems that must be addressed for the current fiscal year.

I have previously discussed the L.D. 1994 funding problems. I am advised by my Commissioner of Education and advisors that to meet this deficit situation in which we find ourselves will require \$20.5 million — an appropriation of \$9.9 million dollars from our available surplus and the funding of the remaining balance of \$10.6 million from the presently authorized \$25.0 million dollar bond issue.

Additionally, we have requests from Health and Welfare for 2.1 million dollars to finance SSI for the balance of this fiscal year and an

additional amount of \$4.2 million dollars for Medical Care, AFDC, General Assistance and other necessary social services.

We must also provide \$600,000 to replace funding for Tax Relief to the Elderly, \$69,500 for the Tree Growth Tax Payments and \$1,494,000 to provide for the full amount of reimbursements to the municipalities in phasing out the Personal Property Tax.

These and several other appropriations are provided for in the Emergency Appropriations Act to be funded from General Fund unappropriated surplus estimated to be available.

CONCLUSION

In conclusion, I would ask the Members of the 107th Legislature to examine this Budget Document and the premise upon which it is presented carefully before criticizing particular areas.

Let me say again that we are simply asking that this budget, which we feel meets basic needs and which will keep the store open, be given full consideration by this Legislature. We ask this Legislature to consider the needs of the State as a whole and the plight of the working men and women rather than only centering its concern on a particular department or a specific special interest.

If we can accept this basic premise of this budget, I feel we can shorten this Legislative Session and use the weeks and months in the near future to more carefully plot our future course. In this time we can develop a partnership between the Legislature, the Governor's Office and the Business Community and further develop potential cost savings and study programs to make sure the maximum amount of dollars are reaching the people who need help.

This may be the most important budget ever considered by a Maine Legislature. How we deal with it may well determine whether we start down the path of sound fiscal management or whether we continue to have management by crisis in State Government. For the good of the people of Maine, we have to acknowledge that there is no such thing as a free lunch or a free education. There is no free ride for very long and eventually the piper has to be paid.

As I said earlier, this budget represents the very best efforts of a great many people to:

- (1) Keep the store of State Government open and to meet basic human needs.
- (2) Allow 6 months time to actually measure revenue sources.
- (3) Take a good hard look at operations in State Government so when we meet in the fall we can more realistically establish dollar priorities for human needs.

This budget, I feel, and my pledge that I will call a Special Session of the Legislature accomplishes these things.

As I said, this budget represents my own best efforts to present a balanced budget without a tax increase and to meet people needs in the best possible manner.

But, to the extent the Legislature sees it differently and can develop a better and fairer way, I pledge to you the Members my support and cooperation.

President Ford recently presented the Congress of the United States a budget which had a \$52 Billion dollar deficit. I have to wonder if the president lacked confidence in the Congress in not presenting it with a balanced budget. I am presenting a balanced budget to the Maine Legislature because I have confidence that its members are as interested in the welfare of the citizens of Maine as I am.

Thank you very much for this opportunity to address this Honorable Body.

Governor of Maine

SELECTED FINANCIAL ARRAYS

PAGE#

RECOMMENDED EXPENDITURES - Summarized by State Policy Area and Total	1-010
RECOMMENDED EXPENDITURES - Summarized by Current Services, New or Expanded, and Capital Improvements For each State Policy Area and Total	1-022
DETAIL SCHEDULES - By FUND	1-027

RECOMMENDED EXPENDITURES

PAGE 1-010

The Recommended Expenditures are shown below apportioned according to the Goals supported by the Programs.

STATE POLICY AREAS

STATE GOALS	FISCAL YEAR	GENERAL GOVERNMENT 01	ECONOMIC DEVELOPMENT 04	EDUCATION AND CULTURE 05	HUMAN SERVICES 08	SUB-TOTAL
01 Providing for the planning, authorization, administration, resources, operation & audit of State programs.	1975-76 1976-77	62,484,778 65,933,292	102,500 105,110	992,514 988,372	4,380,982 4,361,736	67,960,774 71,388,510
03 Protecting people & property from physical harm, adverse business practices & social/economic discrimination.	1975-76 1976-77	8,882,284 8,978,552	939,257 939,823		117,417 122,020	9,938,958 10,040,395
04 Providing for the care and/or treatment of the physically & mentally ill, criminal offenders, & the indigent.	1975-76 1976-77		41,765 41,765		122,609,851 123,264,334	122,651,616 123,306,099
05 Maintaining or restoring individual dignity & security to those burdened with economic or social disadvantage.	1975-76 1976-77				82,979,918 83,089,159	82,979,918 83,089,159
06 Encouraging & assisting efforts to provide decent housing and a desirable & healthful living environment.	1975-76 1976-77				73,055 73,055	73,055 73,055
07 Assuring the accessibility & diversity of knowledge required to maintain & improve the quality of life.	1975-76 1976-77		32,025 32,025	219,603,189 224,021,659		219,635,214 224,053,684
08 Fulfilling the need for appropriate recreation, entertainment, & esthetic & cultural enrichment.	1975-76 1976-77		25,190 25,375	2,775,007 2,799,092		2,800,197 2,824,467
09 Maintaining a realistic balance between conservation & utilization of air, water & land resources.	1975-76 1976-77		138,846 136,265			138,846 136,265
10 Assuring the availability & accessibility of adequate levels of energy and utility services.	1975-76 1976-77	103,935 103,204	927,620 920,431			1,031,555 1,023,635
11 Assuring employment opportunities, income security, & suitable working conditions.	1975-76 1976-77	79,538,816 85,995,388	250,572 246,495			79,789,388 86,241,883
12 Improving the quality, quantity, production & marketing of goods & services	1975-76 1976-77		8,951,245 8,879,615			8,951,245 8,879,615
13 Encouraging, supporting, & maintaining a healthy business climate	1975-76 1976-77		1,531,612 1,553,732			1,531,612 1,553,732
14 Providing for the safe, convenient, & efficient movement of goods & people from one place to another	1975-76 1976-77					
TOTAL FOR FISCAL YEAR: 1975-76		151,009,813	12,940,632	223,370,710	210,161,223	597,482,378
TOTAL FOR FISCAL YEAR: 1976-77		161,010,436	12,880,636	227,809,123	210,910,304	612,610,499

STATE POLICY AREAS

STATE GOALS	FISCAL YEAR	MANPOWER 09	NATURAL RESOURCES 11	PUBLIC PROTECTION 12	TRANSPORTATION 13	GRAND TOTAL
01 Providing for the planning, authorization, administration, resources, operation & audit of State programs.	1975-76 1976-77			78,917 78,920		68,039,691 71,467,430
03 Protecting people & property from physical harm, adverse business practices & social/economic discrimination.	1975-76 1976-77			11,822,257 11,976,841		21,761,215 22,017,236
04 Providing for the care and/or treatment of the physically & mentally ill, criminal offenders, & the indigent.	1975-76 1976-77					122,651,616 123,306,099
05 Maintaining or restoring individual dignity & security to those burdened with economic or social disadvantage.	1975-76 1976-77			868,945 864,568		83,848,863 83,953,727
06 Encouraging & assisting efforts to provide decent housing and a desirable & healthful living environment.	1975-76 1976-77					73,055 73,055
07 Assuring the accessibility & diversity of knowledge required to maintain & improve the quality of life.	1975-76 1976-77					219,635,214 224,053,684
08 Fulfilling the need for appropriate recreation, entertainment, & esthetic & cultural enrichment.	1975-76 1976-77		465,733 508,480			3,265,930 3,332,947
09 Maintaining a realistic balance between conservation & utilization of air, water & land resources.	1975-76 1976-77		19,341,900 17,949,519			19,480,746 18,085,784
10 Assuring the availability & accessibility of adequate levels of energy and utility services.	1975-76 1976-77					1,031,555 1,023,635
11 Assuring employment opportunities, income security, & suitable working conditions.	1975-76 1976-77	41,784,014 42,001,719				121,573,402 128,243,602
12 Improving the quality, quantity, production & marketing of goods & services.	1975-76 1976-77					8,951,245 8,879,615
13 Encouraging, supporting, & maintaining a healthy business climate.	1975-76 1976-77					1,531,612 1,553,732
14 Providing for the safe, convenient, & efficient movement of goods & people from one place to another.	1975-76 1976-77				125,062,684 127,271,425	125,062,684 127,271,425
TOTAL FOR FISCAL YEAR:	1975-76	41,784,014	19,807,633	12,770,119	125,062,684	796,906,828
TOTAL FOR FISCAL YEAR:	1976-77	42,001,719	18,457,999	12,920,329	127,271,425	813,261,971

FINANCING		ACTUAL 74	ESTIMATED 75	DEPT 76	DEPT 77	BUDGET 76	BUDGET 77
ALL FUNDS	PERSONAL	121,031,814	138,898,981	160,833,201	165,718,186	137,928,719	141,021,871
	ALL OTHER	462,767,818	586,630,651	753,315,359	799,643,631	597,723,841	612,997,046
	CAPITAL	44,000,474	54,900,750	87,119,329	62,983,824	61,254,268	59,243,054
	EXPENDITURES **	647,800,106	780,430,382	1,001,268,489	1,028,350,641	796,906,828	813,261,971
GENERAL FUND	BAL FWD: NOT ENCUMB	4,953,693	33,178,013	9,140,267	9,953,237	9,140,267	9,135,767
	BAL FWD: ENCUMBERED	2,177,707	6,746,544	2,601,938	2,670,682	2,489,709	2,465,623
	APPROP: PERSONAL	55,378,658	59,472,856	72,550,116	75,997,662	58,219,143	60,243,182
	ALL OTHER	186,079,090	237,365,111	346,882,590	381,368,430	267,182,594	279,528,327
	CAPITAL	22,895,028	1,037,644	34,212,377	2,038,857	1,284,270	1,282,679
	UNALLOCATED	6,273,748	2,460,129	5,530,800	2,064,331	2,306,487	2,335,323
	TRANS WITHIN FUND	1,005,199	1,024,469	-852,778	-732,454	-2,028,200	-2,017,307
	OTHER	9,523,894	1,047,215			1,500,000	1,000,000
	AVAILABLE **	288,287,017	342,331,981	470,065,370	472,960,805	340,094,270	353,973,594
	PERSONAL	55,736,011	60,911,842	74,125,478	77,586,234	59,749,765	61,783,375
	ALL OTHER	186,078,752	249,271,340	360,596,573	380,948,339	267,410,870	279,226,021
	CAPITAL	3,562,024	16,925,166	23,679,349	2,804,323	1,311,183	1,315,645
	EXPENDITURES **	245,376,787	327,108,348	458,401,440	461,338,836	328,471,818	342,325,041
	BALANCE LAPSED	2,642,860	3,454,545	40,101	43,332	27,927	26,317
	BALANCE CARRIED	40,267,614	11,629,976	11,623,979	11,578,579	11,601,390	11,628,294
OTHER FUNDS	BAL FWD: NOT ENCUMB	177,839,074	175,667,234	149,350,576	148,702,080	149,243,079	153,515,231
	FED REV: DEDICATED	199,204,330	216,675,863	304,629,695	317,829,983	241,657,080	235,516,527
	OTH REV: DEDICATED	119,762,975	123,511,097	136,609,969	141,221,333	132,945,498	137,640,716
	OTHER	82,877,198	81,081,800	99,467,036	97,953,802	88,339,488	86,902,766
	ELIGIBLE **	579,743,577	596,935,994	690,057,336	705,707,198	612,185,145	613,575,290
	BAL FWD: ENCUMB	15,595,123	18,864,515	13,600,184	13,824,331	13,555,361	13,787,007
	ALLOC: PERSONAL	7,417,469	7,492,665	20,106,164	20,375,609	44,274,380	44,819,948
	ALL OTHER	3,977,513	4,271,093	105,803,650	108,415,346	251,150,428	254,981,700
	CAPITAL	1,885,520	1,794,046	4,832,848	3,330,279	4,249,495	2,692,775
	UNALLOCATED	92,157,912	83,588,796	337,377,661	358,158,782	86,247,431	87,418,124
	TRANS WITHIN FUND	-630,909	-731,542	831,328	685,231	2,028,200	2,017,307
	OTHER	474,688,199	502,073,736	222,888,205	223,627,000	137,577,060	145,525,466
	AVAILABLE **	595,090,833	617,353,309	705,440,040	728,416,628	539,082,955	551,242,327
	PERSONAL	65,295,803	77,987,139	86,707,723	88,131,952	78,178,954	79,238,496
	ALL OTHER	296,689,066	337,359,311	392,718,786	418,700,292	330,312,971	333,771,025
	CAPITAL	40,438,450	37,975,584	63,440,540	60,179,501	59,943,085	57,927,409
	EXPENDITURES **	402,423,319	453,322,034	542,867,049	567,011,745	468,435,010	470,936,930
	BALANCE LAPSED	1,035,523	657,152	200,000	200,000	238,281	236,261
	BALANCE CARRIED	194,246,223	162,891,500	162,566,386	162,266,594	167,290,073	174,522,420
PERSONNEL	GENERAL FUND	5,917.0	5,992.0	6,615.1	6,645.6	5,811.5	5,812.5
	OTHER FUNDS	4,562.5	4,743.0	4,988.8	5,005.8	4,537.2	4,533.7
	PERSONNEL **	10,479.5	10,735.0	11,603.9	11,651.4	10,348.7	10,346.2
REVENUES	GENERAL FUND: FEDERAL	1,465,863	1,391,905	1,292,208	1,292,208	1,292,208	1,292,208
	OTHER	253,357,751	280,566,693	309,495,705	332,778,119	318,547,711	344,035,681
	OTHER FUNDS: FEDERAL	198,887,716	216,390,351	304,394,707	325,585,681	241,429,092	243,279,225
	OTHER	200,576,266	201,139,340	211,922,487	217,143,141	213,376,339	217,219,094
	REVENUES **	654,287,596	699,488,289	827,105,107	876,799,149	774,645,350	805,826,208

FINANCING-----		ACTUAL 74	ESTIMATED 75	DEPT 76	DEPT 77	BUDGET 76	BUDGET 77
ALL FUNDS	PERSONAL	16,603,164	22,519,907	22,988,077	24,905,402	20,025,838	21,442,053
	ALL OTHER	89,640,596	113,941,431	126,476,428	137,913,358	130,634,260	139,429,817
	CAPITAL	1,457,326	8,921,193	2,115,155	874,302	349,715	138,566
	EXPENDITURES **	107,701,086	145,382,531	151,579,660	163,693,062	151,009,813	161,010,436
GENERAL FUND							
BAL FWD:	NOT ENCUMB	2,494,230	18,725,271	8,714,759	8,712,278	8,714,759	8,714,759
	ENCUMBERED	233,306	2,217,235	243,529	242,877	243,529	249,715
	APPROP: PERSONAL	10,351,660	13,662,301	12,581,110	14,355,918	10,146,285	11,452,580
	ALL OTHER	28,209,543	30,039,880	37,685,512	41,889,459	32,241,389	34,252,607
CAPITAL	UNALLOCATED	9,440,447	105,450	1,918,511	108,181	242,862	54,642
	TRANS WITHIN FUND	3,434,575	2,030,733	2,352,550	2,406,081	2,053,237	2,102,073
	OTHER	-3,122,406	57,196	-1,327,812	-1,116,405	-469,197	-469,204
	AVAILABLE **	9,525,601	566,658			1,500,000	1,000,000
EXPENDITURES **		60,566,956	67,464,724	62,168,159	66,598,389	54,672,864	57,357,172
PERSONAL	ALL OTHER	9,757,474	14,432,004	13,968,229	15,756,276	11,489,192	12,805,149
	CAPITAL	27,535,632	32,552,957	37,237,892	41,057,305	33,943,611	35,455,228
	EXPENDITURES **	1,267,513	8,320,239	1,379,618	798,372	268,775	86,606
	EXPENDITURES **	38,560,619	55,305,200	53,185,739	57,611,953	45,701,578	48,346,983
BALANCE LAPSED		1,064,079	3,201,234	26,817	31,282	14,867	14,867
BALANCE CARRIED		20,942,505	9,958,288	8,955,155	8,955,155	8,964,474	9,003,378
OTHER FUNDS							
BAL FWD:	NOT ENCUMB	94,858,124	94,101,926	89,100,515	89,502,655	89,100,515	90,007,855
	FED REV: DEDICATED	8,375,070	19,136,530	18,631,506	18,847,656	18,581,445	18,755,765
	OTH REV: DEDICATED	57,098,978	63,298,785	75,311,517	79,479,358	75,987,361	79,614,518
	OTHER	3,172,095	3,358,484	4,161,287	3,358,234	3,417,758	2,661,446
ELIGIBLE **		164,104,267	179,895,705	187,864,325	191,187,963	187,087,079	191,039,584
BAL FWD:	ENCUMB	443,831	703,252	421,716	399,681	421,719	425,777
	ALLOCT: PERSONAL	2,767,361	2,907,935	5,139,141	5,257,095	8,522,523	8,622,720
	ALL OTHER	1,429,494	1,250,756	12,019,126	13,108,021	88,424,020	95,707,960
	CAPITAL	69,326	53,544	633,571	640,721	44,940	15,960
UNALLOCATED	TRANS WITHIN FUND	2,319,898	3,543,620	12,959,260	12,979,673		
	OTHER	-514,563	-630,939	54,687	53,915	50,180	50,187
	AVAILABLE **	157,523,146	172,118,304	156,984,875	156,332,155	829,149	29,149
	AVAILABLE **	164,038,993	179,946,472	188,272,676	190,771,261	98,292,531	104,851,753
PERSONAL	ALL OTHER	6,845,690	8,037,903	9,019,848	9,149,126	8,536,646	8,636,904
	CAPITAL	62,104,964	81,398,474	83,238,536	96,856,053	86,690,649	103,974,589
	EXPENDITURES **	139,813	600,954	135,537	75,930	80,940	51,960
	EXPENDITURES **	63,140,467	90,077,331	93,333,921	106,081,109	105,308,235	112,663,453
BALANCE LAPSED		118,949	360,197			38,281	36,261
BALANCE CARRIED		94,805,177	89,522,234	89,302,337	85,513,735	90,433,632	87,032,965
PERSONNEL							
GENERAL FUND	OTHER	968.0	1,004.0	1,046.0	1,049.0	981.0	982.0
	OTHER FUNDS	875.0	920.0	913.0	912.0	886.0	886.0
	PERSONNEL **	1,843.0	1,924.0	1,959.0	1,961.0	1,867.0	1,868.0
	PERSONNEL **						
REVENUES							
GENERAL FUND: FEDERAL	OTHER	248,577,033	274,038,255	301,147,344	323,772,280	307,179,186	332,107,021
	OTHER FUNDS: FEDERAL	8,298,958	19,141,275	18,697,975	18,854,411	18,587,914	18,762,520
	OTHER	134,647,109	140,493,389	150,295,577	154,413,477	153,447,107	156,191,238
	REVENUES **	391,523,100	433,672,919	470,140,896	497,040,168	479,214,207	507,060,779

FINANCING-----		ACTUAL 74	ESTIMATED 75	DEPT 76	DEPT 77	BUDGET 76	BUDGET 77
ALL FUNDS	PERSONAL	6,861,211	7,596,308	9,257,655	9,398,334	8,005,124	8,019,096
	ALL OTHER	4,934,590	5,937,078	5,853,652	6,109,934	4,827,618	4,800,816
	CAPITAL	246,286	538,589	689,477	281,497	107,890	60,724
	EXPENDITURES **	12,042,087	14,071,975	15,800,384	15,789,765	12,940,632	12,880,636

GENERAL FUND	BAL FWD: NOT ENCUMB	1,479	200,764	4,500		4,500	
	BAL FWD: ENCUMBERED	37,745	249,610	17,212		17,212	
	APPROP: PERSONAL	3,020,123	3,122,829	3,935,392	3,942,473	3,167,570	3,148,911
	ALL OTHER	2,198,133	1,891,925	2,240,296	2,373,405	1,572,323	1,590,425
	CAPITAL	354,175	52,274	341,545	99,112	29,935	27,474
	UNALLOCATED	204,488	246,836	203,250	203,250	203,250	203,250
	TRANS WITHIN FUND	48,364	21,124	19,200	15,650	7,349	7,349
	OTHER	-2,805	137,500				
	AVAILABLE **	5,862,307	5,922,922	6,811,395	6,633,890	5,002,139	4,977,409
	PERSONAL	3,108,984	3,315,531	4,101,037	4,108,687	3,333,815	3,315,125
	ALL OTHER	2,014,180	2,198,544	2,317,213	2,425,091	1,637,389	1,633,810
	CAPITAL	149,967	236,875	342,545	100,112	30,935	28,474
	EXPENDITURES **	5,273,131	5,750,950	6,811,395	6,633,890	5,002,139	4,977,409
	BALANCE LAPSED	138,802	11,150				
	BALANCE CARRIED	450,374	21,712				

OTHER FUNDS	BAL FWD: NOT ENCUMB	3,543,507	3,790,496	2,944,222	2,413,480	3,072,491	3,081,949
	FED REV: DEDICATED	1,510,506	1,712,971	1,613,700	1,620,900	1,606,700	1,613,900
	OTH REV: DEDICATED	5,736,243	5,831,280	6,726,187	6,895,209	6,333,574	6,387,571
	OTHER	82,374	84,912	142,524	151,679	119,252	117,441
	ELIGIBLE **	10,872,630	11,419,659	11,426,633	11,081,268	11,132,017	11,200,861
	BAL FWD: ENCUMB	47,962	220,385	70,120	8,000	70,120	8,000
	ALLOC: PERSONAL	61,806	61,512	4,563,333	4,688,247	4,557,922	4,624,945
	ALL OTHER	20,294	315,400	3,159,109	3,330,868	3,233,069	3,236,678
	CAPITAL	800		174,175	111,074	19,335	32,250
	UNALLOCATED			3,728,290	3,107,698	2,864,050	2,612,784
	TRANS WITHIN FUND	59,300	114,500	62,460	84,872	30,000	45,000
	OTHER	10,789,799	11,386,419			445,716	453,009
	AVAILABLE **	10,979,961	12,098,216	11,757,487	11,330,759	11,220,212	11,012,666
	PERSONAL	3,752,227	4,290,777	5,156,218	5,289,647	4,671,309	4,703,971
	ALL OTHER	2,920,410	3,738,534	3,536,439	3,684,843	3,190,229	3,167,006
	CAPITAL	96,319	301,714	296,932	181,385	76,955	32,250
	EXPENDITURES **	6,768,956	8,321,025	8,989,589	9,155,875	7,938,493	7,903,227
	BALANCE LAPSED	200,063	200,000	200,000	200,000	200,000	200,000
	BALANCE CARRIED	3,741,357	3,021,518	2,461,404	1,971,524	2,877,734	2,938,816

PERSONNEL-----							
GENERAL FUND	PERSONNEL	273.5	279.5	306.5	306.5	269.5	269.5
	OTHER FUNDS	363.0	390.0	433.0	440.0	391.0	391.0
	PERSONNEL **	636.5	669.5	739.5	746.5	660.5	660.5

REVENUES-----							
GENERAL FUND: FEDERAL	REVENUES	62,981					
	OTHER	1,224,174	1,289,476	1,301,338	1,320,793	1,651,338	1,670,793
	OTHER FUNDS: FEDERAL	1,272,711	1,418,771	1,368,300	1,375,300	1,368,300	1,375,300
	OTHER	5,974,048	5,991,197	6,847,146	7,002,754	6,487,533	6,527,351
REVENUES	REVENUES **	8,533,914	8,699,444	9,516,784	9,698,847	9,507,171	9,573,444

FINANCING-----		ACTUAL 74	ESTIMATED 75	DEPT 76	DEPT 77	BUDGET 76	BUDGET 77 -
ALL FUNDS	PERSONAL	11,207,668	11,586,761	14,577,211	15,051,902	11,873,293	11,951,066
	ALL OTHER	162,236,724	203,048,062	251,849,170	261,007,757	211,453,159	215,754,762
	CAPITAL	2,643,429	3,432,425	6,908,161	720,394	44,258	103,295
	EXPENDITURES **	176,087,821	218,067,248	273,334,542	276,780,053	223,370,710	227,809,123
GENERAL FUND							
GENERAL FUND	BAL FWD: NOT ENCUMB	942,802	6,785,977	85,914	85,914	85,914	85,914
	BAL FWD: ENCUMBERED	273,005	927,577	277,753	373,253	277,753	277,753
	APPROPRIAL: PERSONAL	7,339,177	7,361,133	10,533,103	10,936,789	7,992,943	8,050,320
	ALL OTHER	102,915,851	145,145,370	194,045,618	218,855,978	167,529,537	177,788,415
	CAPITAL	6,557,557	204,874	15,827,324	613,925	43,758	103,295
	UNALLOCATED			2,900,000			
	TRANS WITHIN FUND	1,224,934	639,251	275,910	202,115	76,979	76,979
	OTHER						
	AVAILABLE **	119,253,326	160,984,182	223,905,622	231,067,974	176,006,884	186,382,676
	PERSONAL	7,647,745	7,622,190	10,555,101	10,958,789	8,014,943	8,072,320
OTHER FUNDS	ALL OTHER	103,073,192	150,593,278	206,222,028	219,008,094	167,584,516	177,843,394
	CAPITAL	529,007	2,396,116	6,743,324	613,925	43,758	103,295
	EXPENDITURES **	111,249,944	160,611,584	223,526,453	230,580,908	175,643,217	186,019,009
	BALANCE LAPSED	359,327	8,931				
	BALANCE CARRIED	7,633,554	363,667	459,167	487,167	363,667	363,667
	BAL FWD: NOT ENCUMB	9,746,659	7,822,894	3,859,580	1,089,828	3,645,427	2,721,036
	FED REV: DEDICATED	47,796,927	40,510,905	41,209,711	43,359,588	41,132,763	43,264,726
	OTH REV: DEDICATED	3,435,822	2,903,260	2,728,835	2,619,250	2,570,350	2,488,400
	OTHER	11,965,000	9,400,000	3,100,000		3,100,000	
	ELIGIBLE **	72,944,408	60,637,059	50,893,126	47,068,606	50,448,540	48,474,162
OTHER FUNDS	BAL FWD: ENCUMB	393,009	675,440	2,000	2,200	2,000	2,000
	ALLOC: PERSONAL			230,201	255,376	3,858,350	3,878,746
	ALL OTHER			25,653,082	21,982,010	28,363,643	22,411,368
	CAPITAL			72,070	80,714	500	
	UNALLOCATED	25,566,889	14,604,689	24,580,134	24,508,407	15,500,000	15,500,000
	TRANS WITHIN FUND	1,200	19,792				
	OTHER	47,377,521	46,032,372	355,969	242,093	2,721,036	6,884,048
	AVAILABLE **	73,338,619	61,332,293	50,900,116	47,070,805	50,450,529	48,476,162
	PERSONAL	3,559,323	3,964,571	4,022,110	4,093,113	3,358,350	3,878,746
	ALL OTHER	59,163,532	52,454,784	45,527,142	41,999,663	43,868,643	37,911,368
PERSONNEL	CAPITAL	2,114,422	1,036,309	158,837	106,469	500	
	EXPENDITURES **	64,337,877	57,455,664	43,906,059	46,139,245	47,727,493	41,790,114
	BALANCE LAPSED	2,400	15,047				
	BALANCE CARRIED	8,438,334	3,861,580	1,092,028	871,620	2,723,036	6,686,048
	GENERAL FUND	743.5	693.5	847.1	871.6	688.5	688.5
	OTHER FUNDS	218.5	212.5	210.3	211.8	196.7	196.7
	PERSONNEL **	962.0	906.0	1,057.4	1,083.4	885.2	885.2
	REVENUES						
	GENERAL FUND: FEDERAL	341,269	360,574	318,108	318,108	318,108	318,108
	OTHER	1,336,283	3,044,299	4,526,926	5,151,460	7,200,375	7,723,614
REVENUES	OTHER FUNDS: FEDERAL	47,796,927	40,510,905	41,209,711	43,359,588	41,132,763	43,264,726
	OTHER	3,435,822	2,903,260	2,728,835	2,619,250	2,570,350	2,488,400
	REVENUES **	52,310,381	46,819,038	43,738,546	51,448,406	51,221,546	53,794,848

FINANCING-----		ACTUAL 74	ESTIMATED 75	DEPT 76	DEPT 77	BUDGET 76	BUDGET 77
ALL FUNDS	PERSONAL	38,114,252	40,535,558	48,742,570	50,040,378	41,052,531	41,821,157
	ALL OTHER	134,132,510	153,337,683	275,539,511	300,770,546	168,655,186	168,856,392
	CAPITAL	2,366,912	4,530,987	6,393,880	570,171	453,506	232,755
	EXPENDITURES **	174,613,704	198,464,258	330,676,061	351,381,095	210,161,223	210,910,304
GENERAL FUND	BAL FWD: NOT ENCUMB	284,784	3,345,382	242,138	73,234	242,138	242,138
	BAL FWD: ENCUMBERED	1,250,062	2,482,526	1,923,334	1,914,382	1,811,045	1,797,905
	APPROP: PERSONAL	28,159,232	28,552,184	35,705,885	36,373,470	29,496,010	30,181,065
	ALL OTHER	46,831,735	54,480,436	102,732,859	108,264,631	59,299,005	59,300,757
	CAPITAL	3,155,190	213,645	5,940,406	413,634	274,851	172,558
	UNALLOCATED	752,000	105,000	25,000	25,000		
	TRANS WITHIN FUND	2,412,668	213,879	605,105	547,475	237,809	237,889
	OTHER						
	AVAILABLE **	82,345,671	89,393,052	147,224,757	148,111,920	91,360,938	91,932,392
	PERSONAL	28,764,089	28,654,081	35,705,885	36,373,470	29,496,010	30,181,065
	ALL OTHER	46,816,161	54,884,092	103,372,866	108,824,231	59,536,894	59,538,646
	CAPITAL	680,591	3,634,089	6,145,056	487,909	274,851	172,558
	EXPENDITURES **	76,260,841	87,172,262	145,223,537	146,185,610	89,307,755	89,892,269
	BALANCE LAPSED	756,922	167,607	13,284	12,050	13,060	12,050
	BALANCE CARRIED	5,827,908	2,053,183	1,987,606	1,914,266	2,040,123	2,028,123
OTHER FUNDS	BAL FWD: NOT ENCUMB	5,315,302	3,551,808	1,206,753	1,003,877	1,185,140	2,141,379
	FED REV: DEDICATED	90,927,171	100,614,459	173,453,324	198,257,249	115,675,318	116,137,546
	OTH REV: DEDICATED	6,072,727	7,162,741	6,350,648	6,981,041	6,045,448	6,093,841
	OTHER	243,000					
	ELIGIBLE **	102,558,200	111,529,008	186,511,325	206,242,167	122,905,906	124,373,366
	BAL FWD: ENCUMB	573,758	1,223,287	199,211	200,525	154,387	154,255
	ALLOC: PERSONAL			2,969,929	3,015,424	11,556,521	11,640,092
	ALL OTHER			60,647,060	65,722,387	109,447,160	109,646,602
	CAPITAL			114,934	54,786	178,655	60,197
	UNALLOCATED			122,735,052	137,405,280		
	TRANS WITHIN FUND	-4,000	-48,864	-53,910	-87,095		
	OTHER	102,558,200	111,529,008	44,290	44,290	1,812,979	3,041,569
	AVAILABLE **	103,127,958	112,703,431	186,656,626	206,355,597	123,149,702	124,542,715
	PERSONAL	9,350,193	11,881,507	13,036,785	13,166,908	11,556,521	11,640,092
	ALL OTHER	87,316,349	98,453,591	172,106,645	191,946,315	109,118,292	109,317,746
	CAPITAL	1,686,321	956,898	248,794	82,262	178,655	60,197
	EXPENDITURES **	98,352,863	111,291,996	185,452,224	205,195,485	120,853,468	121,018,035
	BALANCE LAPSED		71,908				
	BALANCE CARRIED	4,775,095	1,339,527	1,204,402	1,160,112	2,296,234	3,524,680
PERSONNEL	GENERAL FUND	3,377.0	3,441.0	3,698.0	3,700.0	3,269.0	3,269.0
	OTHER FUNDS	1,155.5	1,223.5	1,273.0	1,269.5	1,135.0	1,131.5
	PERSONNEL **	4,532.5	4,664.5	4,971.0	4,969.5	4,404.0	4,400.5
REVENUES-----							
GENERAL FUND:	FEDERAL						
	OTHER	1,490,586	1,417,599	1,661,282	1,670,782	1,661,282	1,670,782
	OTHER FUNDS:	90,927,171	100,814,459	178,453,924	198,257,249	115,675,318	116,137,546
	FEDERAL	6,072,727	7,162,741	6,850,648	6,981,041	6,045,448	6,093,841
REVENUES	OTHER						
	REVENUES **	98,490,484	109,394,799	186,965,854	206,909,072	123,382,048	123,902,169

FINANCING-----		ACTUAL 74	ESTIMATED 75	DEPT 76	DEPT 77	BUDGET 76	BUDGET 77 -
	PERSONAL	6,547,450	8,052,577	7,477,457	7,716,389	7,251,079	7,477,562
ALL	ALL OTHER	33,803,638	35,598,490	35,829,804	34,730,414	34,480,395	34,472,992
FUNDS	CAPITAL	74,351	68,485	84,952	52,000	52,540	51,165
	EXPENDITURES **	40,425,439	43,719,552	43,372,213	42,498,803	41,784,014	42,001,719

GENERAL	BAL FWD: NOT ENCUMB						
FUND	BAL FWD: ENCUMBERED	1,822	1,048				
	APPROP: PERSONAL	458,245	477,111	752,511	760,812	527,356	522,744
	ALL OTHER	203,575	210,285	209,285	209,300	90,908	83,505
	CAPITAL	3,313	485	13,362	2,000	950	1,165
	UNALLOCATED						
	TRANS WITHIN FUND	19,251					
	OTHER						
	AVAILABLE **	836,206	638,929	975,158	972,112	619,214	607,414
	PERSONAL	471,654	477,111	752,511	760,812	527,356	522,744
	ALL OTHER	142,082	172,063	209,285	209,300	90,908	83,505
	CAPITAL	3,524	485	13,362	2,000	950	1,165
	EXPENDITURES **	657,260	649,659	975,158	972,112	619,214	607,414
	BALANCE LAPSED	27,898	39,270				
	BALANCE CARRIED	1,048					

OTHER	BAL FWD: NOT ENCUMB	21,906,465	24,572,463	32,803,554	37,131,367	32,803,554	38,363,622
FUNDS	FED REV: DEDICATED	13,046,375	19,206,280	16,994,868	17,227,980	16,994,868	17,227,980
	OTH REV: DEDICATED	30,255,917	31,257,000	29,730,000	30,230,000	29,730,000	30,230,000
	OTHER						
	ELIGIBLE **	65,208,757	75,035,743	79,528,422	84,569,347	79,528,422	85,821,802
	BAL FWD: ENCUMB		868,115	30,411	30,411	30,411	30,411
	ALLOC: PERSONAL			44,425	44,812	6,723,723	6,954,818
	ALL OTHER			23,050	24,225	6,519,487	7,619,487
	CAPITAL			1,590		51,590	50,000
	UNALLOCATED			79,458,757	84,520,310	1,000	1,000
	TRANS WITHIN FUND						
	OTHER	65,208,757	75,035,743			86,232,822	71,196,237
	AVAILABLE **	65,208,757	75,903,858	79,538,833	84,619,758	79,558,833	85,852,013
	PERSONAL	6,075,796	7,575,466	6,724,946	6,955,577	6,723,723	6,954,818
	ALL OTHER	33,621,556	35,426,427	35,620,519	34,521,114	34,389,487	34,389,487
	CAPITAL	70,827	68,000	51,590	50,000	51,590	50,000
	EXPENDITURES **	39,708,179	43,069,893	42,397,055	41,526,691	41,164,800	41,394,305
	BALANCE LAPSED						
	BALANCE CARRIED	25,440,578	32,833,365	37,151,778	43,093,007	38,394,033	44,457,708

PERSONNEL	GENERAL FUND	46.5	44.5	60.5	60.5	44.5	44.5
	OTHER FUNDS	626.0	658.0	651.0	656.0	646.0	646.0
	PERSONNEL **	672.5	702.5	711.5	716.5	690.5	690.5

REVENUES	GENERAL FUND: FEDERAL	41,460	41,000				
	OTHER	39,637	106,860	110,000	110,000	110,000	110,000
OTHER FUNDS:	FEDERAL	13,046,375	19,206,280	16,994,868	17,227,980	16,994,868	17,227,980
	OTHER	30,255,917	31,257,000	29,730,000	30,230,000	29,730,000	30,230,000
	REVENUES **	43,443,359	50,611,160	46,834,868	47,567,980	46,834,868	47,567,980

FINANCING-----		ACTUAL 74	ESTIMATED 75	DEPT 76	DEPT 77	BUDGET 76	BUDGET 77
ALL FUNDS	PERSONAL	8,311,930	9,826,178	12,478,134	12,619,951	10,000,156	10,020,790
	ALL OTHER	13,790,690	18,873,511	7,379,836	8,255,915	5,631,635	5,657,705
	CAPITAL	2,917,624	6,649,009	9,146,393	4,831,527	4,175,832	2,779,504
	EXPENDITURES **	25,020,244	35,348,698	29,004,953	25,707,233	19,807,633	18,457,999
GENERAL FUND	BAL FWD: NOT ENCUMB	540,183	2,123,114	56,263	45,128	56,263	56,263
	BAL FWD: ENCUMBERED	185,673	450,500				
	APPROP: PERSONAL	4,545,511	4,720,534	6,788,052	6,856,935	5,138,410	5,144,986
	ALL OTHER	2,052,265	1,973,164	3,737,225	3,846,237	2,135,010	2,162,928
	CAPITAL	1,970,557	411,959	3,479,495	658,836	461,928	491,441
	UNALLOCATED	742,385					
	TRANS WITHIN FUND	152,284	40,421	174,110	135,015	27,430	27,430
	OTHER						
	AVAILABLE **	10,189,458	9,729,692	14,235,145	11,542,151	7,819,041	7,883,048
	PERSONAL	4,471,998	4,834,161	6,758,052	6,856,935	5,138,410	5,144,986
	ALL OTHER	2,409,658	2,830,469	3,982,470	3,981,252	2,162,440	2,190,358
	CAPITAL	515,988	1,976,446	3,479,495	658,836	461,928	491,441
	EXPENDITURES **	7,397,644	9,647,076	14,250,017	11,497,023	7,762,778	7,826,785
	BALANCE LAPSED	208,200	26,353				
	BALANCE CARRIED	2,583,614	56,263	45,128	45,128	56,263	56,263
OTHER FUNDS	BAL FWD: NOT ENCUMB	18,234,353	19,716,503	8,619,646	5,276,619	6,619,646	6,117,605
	FED REV: DEDICATED	8,236,025	3,160,489	3,733,931	2,558,496	3,733,931	2,558,496
	OTH REV: DEDICATED	9,037,367	7,110,400	7,818,883	8,374,833	7,818,883	8,374,833
	OTHER	1,749,037	1,535,000	1,500,000	1,618,000		
	ELIGIBLE **	37,316,782	31,522,392	13,672,460	17,827,948	18,172,460	17,050,934
	BAL FWD: ENCUMB	974,329	901,866				
	ALLOC: PERSONAL			1,049,862	1,106,881	1,147,075	1,174,137
	ALL OTHER	1,080,673	1,032,752	1,922,740	1,940,731	1,564,395	1,564,534
	CAPITAL	1,240,000	1,285,000	3,195,554	1,878,479	3,266,061	1,879,748
	UNALLOCATED	5,527,364	5,033,876	9,824,424	9,211,890	6,114,004	6,067,795
	TRANS WITHIN FUND	-50,142	-102,991	-10,000	-25,000	-10,000	-25,000
	OTHER	29,468,745	24,170,765	4,648,385	4,681,352	6,080,935	6,364,720
	AVAILABLE **	38,240,969	32,321,268	20,631,565	18,794,339	18,162,460	17,025,934
	PERSONAL	3,839,932	4,992,017	5,690,082	5,763,016	4,861,756	4,875,804
	ALL OTHER	11,381,032	16,037,042	3,997,366	4,274,563	3,469,195	3,467,347
	CAPITAL	2,401,636	4,672,563	5,667,498	4,172,631	3,713,304	2,288,063
	EXPENDITURES **	17,622,600	25,701,622	15,354,946	14,210,270	12,044,855	10,631,214
	BALANCE LAPSED						
	BALANCE CARRIED	20,618,369	6,619,646	5,276,619	4,584,069	6,117,605	6,394,720
PERSONNEL	GENERAL FUND	308.5	316.5	383.0	390.0	320.0	320.0
	OTHER FUNDS	407.5	437.0	443.5	451.5	391.5	391.5
	PERSONNEL **	716.0	753.5	826.5	841.5	711.5	711.5
REVENUES	GENERAL FUNDS: FEDERAL	671,506	708,411	674,100	674,100	674,100	674,100
	OTHER	552,462	610,161	680,421	688,221	680,421	688,221
	OTHER FUNDS: FEDERAL	8,296,025	3,160,489	3,733,931	2,558,496	3,733,931	2,558,496
	OTHER	9,037,367	7,110,400	7,818,883	8,374,833	7,818,883	8,374,833
	REVENUES **	18,557,360	11,589,461	12,907,335	12,295,650	12,907,335	12,295,650

FINANCING		ACTUAL 74	ESTIMATED 75	DEPT 76	DEPT 77	BUDGET 76	BUDGET 77
ALL FUNDS	PERSONAL	6,493,172	6,848,975	10,433,815	10,494,354	8,051,597	8,009,864
	ALL OTHER	5,699,604	8,360,592	7,750,490	7,876,819	4,087,346	4,021,134
	CAPITAL	750,919	824,318	4,971,813	721,719	631,176	889,331
	EXPENDITURES **	12,943,695	16,033,885	23,156,118	19,092,892	12,770,119	12,920,329
GENERAL FUND	BAL FWD: NOT ENCUMB	12,375	150,781				
	BAL FWD: ENCUMBERED	195,947	402,706	139,455	139,455	139,455	139,455
	APPROPRIATION: PERSONAL	1,429,320	1,504,857	2,160,620	2,177,805	1,672,934	1,665,689
	ALL OTHER	2,627,247	2,775,536	4,658,025	4,607,373	3,333,019	3,324,008
	CAPITAL	126,414	48,182	3,596,359	141,169	86,036	357,104
	UNALLOCATED	420,400					
	TRANS WITHIN FUND	263,248	52,598	-604,351	-519,554	-1,910,556	-1,899,656
	OTHER	1,098					
	AVAILABLE **	5,076,049	4,934,660	9,950,108	6,546,248	3,320,888	3,586,600
	PERSONAL	1,456,236	1,504,857	2,160,620	2,177,805	1,672,404	1,665,099
	ALL OTHER	2,918,338	3,147,787	4,053,674	4,087,819	1,422,463	1,424,352
	CAPITAL	139,926	142,561	3,596,359	141,169	86,036	357,106
	EXPENDITURES **	4,514,502	4,795,205	9,810,653	6,406,733	3,180,903	3,446,557
	BALANCE LAPSED	8,059					
	BALANCE CARRIED	553,487	139,455	139,455	139,455	139,455	139,455
OTHER FUNDS	BAL FWD: NOT ENCUMB	354,988	1,737,659	1,619,906	1,470,491	1,619,906	1,609,900
	FED REV: DEDICATED	1,808,858	3,545,629	885,955	898,114	885,955	898,114
	OTH REV: DEDICATED	2,542,620	2,314,024	2,708,501	2,666,531	653,036	638,084
	OTHER	5,744,633	4,864,271	8,887,969	8,409,641	6,079,039	5,995,674
	ELIGIBLE **	10,451,099	12,461,583	14,102,331	13,444,777	9,237,936	9,141,772
	BAL FWD: ENCUMB	56,920	398,099		6,840		6,840
	ALLOT: PERSONAL	4,588,302	4,523,218	5,043,213	6,007,774	4,909,943	4,884,835
	ALL OTHER	1,439,331	1,619,906	2,358,283	2,307,104	2,151,931	2,117,608
	CAPITAL	574,800	455,502	640,594	564,505	405,345	405,445
	UNALLOCATED			3,465,005	3,109,004	160,817	115,664
	TRANS WITHIN FUND	26,941	788,091	668,539		1,968,020	1,957,120
	OTHER	3,720,725	5,802,099	1,251,302	1,161,161	1,249,404	1,249,807
	AVAILABLE **	10,407,019	12,798,824	14,546,436	13,644,927	10,845,460	10,737,319
	PERSONAL	5,036,936	5,344,118	8,273,195	8,316,549	6,379,193	6,344,765
	ALL OTHER	2,781,266	5,212,805	3,696,816	3,789,000	2,664,883	2,596,782
	CAPITAL	610,991	681,757	1,375,454	580,550	545,140	532,225
	EXPENDITURES **	8,429,193	11,238,680	13,345,465	12,686,099	9,589,216	9,473,772
	BALANCE LAPSED	17,912					
	BALANCE CARRIED	2,135,757	1,619,906	1,477,331	1,390,516	1,616,740	1,631,360
PERSONNEL	GENERAL FUND	194.0	132.0	245.0	245.0	217.0	217.0
	OTHER FUNDS	489.0	474.0	637.0	637.0	463.0	463.0
	PERSONNEL **	683.0	606.0	882.0	882.0	680.0	680.0
REVENUES	GENERAL FUND: FEDERAL	348,647	251,920	300,000	300,000	300,000	300,000
	OTHER	72,885	55,523	63,894	60,083	60,609	60,750
	OTHER FUNDS: FEDERAL	1,808,858	3,545,629	885,955	898,114	885,955	898,114
	OTHER	2,749,753	966,184	322,708	893,748	907,903	892,951

FINANCING-----		ACTUAL 74	ESTIMATED 75	DEPT 76	DEPT 77	BUDGET 76	BUDGET 77
ALL FUNDS	PERSONAL	26,892,937	31,932,687	34,877,352	35,491,476	31,669,091	32,280,283
	ALL OTHER	38,529,466	47,533,804	42,036,468	42,983,988	37,954,242	40,003,428
	CAPITAL	33,543,527	29,875,744	56,829,436	54,932,214	55,439,351	54,987,714
	EXPENDITURES **	98,966,030	109,342,235	133,743,348	133,407,678	125,062,684	127,271,425
GENERAL FUND		677,840	1,926,724	36,533	36,693	36,693	36,693
BAL FWD: NOT ENCUMB		147	5,342	715	715	715	715
BAL FWD: ENCUMBERED							
APPROP: PERSONAL		75,385	71,907	93,443	33,460	77,635	76,887
ALL OTHER		1,040,741	848,515	1,423,770	1,321,997	381,403	1,025,682
CAPITAL		1,267,375	775	3,045,975	2,000	143,950	75,000
UNALLOCATED		719,300	17,500	50,000	30,000	50,000	30,000
TRANS WITHIN FUND		6,256		5,000	3,250	1,906	1,906
OTHER			343,057				
AVAILABLE **		3,807,044	3,213,820	4,655,596	1,488,115	1,292,302	1,246,883
PERSONAL		57,331	71,307	93,443	93,400	77,635	76,887
ALL OTHER		1,124,509	2,836,150	3,201,145	1,355,247	1,032,649	1,056,728
CAPITAL		275,506	218,305	1,323,600	2,000	143,950	75,000
EXPENDITURES **		1,462,346	3,176,412	4,618,188	1,450,707	1,254,234	1,208,615
BALANCE LAPSED		69,073					
BALANCE CARRIED		2,275,124	37,408	37,408	37,408	37,408	37,408
OTHER FUNDS	BAL FWD: NOT ENCUMB	23,939,976	20,373,485	11,136,400	10,813,763	11,196,400	9,471,335
	FED REV: DEDICATED	27,443,338	28,598,600	43,046,100	35,060,000	43,046,100	35,060,000
	OTH REV: DEDICATED	4,983,301	3,633,607	4,135,398	3,975,111	3,806,846	3,813,469
	OTHER	59,921,059	61,839,153	81,675,316	84,416,188	75,623,439	78,128,205
ELIGIBLE **		116,287,434	114,434,845	140,053,214	134,265,062	133,672,785	126,473,009
BAL FWD: ENCUMB		13,105,314	13,974,071	12,876,724	13,176,724	12,876,724	13,159,724
ALLOC: PERSONAL						2,998,923	3,039,655
ALL OTHER		7,721	52,279	20,000		11,441,733	12,677,463
CAPITAL						283,069	249,175
UNALLOCATED		58,743,761	60,406,611	80,626,739	83,316,454	61,607,560	63,120,881
TRANS WITHIN FUND		-149,545	-83,040	-10,000	-10,000	-10,000	-10,000
OTHER		58,041,306	55,999,026	59,602,784	59,145,944	58,205,219	56,506,867
AVAILABLE **		129,748,557	130,248,947	153,116,247	155,629,122	147,403,226	148,743,765
PERSONAL		26,835,106	31,860,780	34,784,539	35,398,016	31,591,456	32,203,396
ALL OTHER		37,399,957	44,647,654	38,835,323	41,628,741	36,921,593	38,946,700
CAPITAL		33,268,121	29,657,389	55,505,838	54,930,214	55,295,401	54,912,714
EXPENDITURES **		97,503,184	106,165,823	129,125,760	131,956,971	123,808,450	126,062,810
BALANCE LAPSED		696,299	10,000				
BALANCE CARRIED		34,231,556	24,073,124	23,990,487	23,681,951	22,831,059	21,855,523
PERSONNEL							
GENERAL FUND		6.0	21.0	23.0	23.0	22.0	22.0
OTHER FUNDS		428.0	428.0	428.0	428.0	428.0	428.0
PERSONNEL **		434.0	449.0	451.0	451.0	450.0	450.0
REVENUES							
GENERAL FUND: FEDERAL							
OTHER		4,691	4,500	4,500	4,500	4,500	4,500
OTHER FUNDS: FEDERAL		27,440,591	28,532,543	43,050,043	43,054,543	43,050,043	43,054,543
OTHER		8,403,523	5,255,169	6,728,630	6,628,038	6,369,115	6,420,480
REVENUES **		35,844,105	33,852,212	49,783,233	49,687,081	49,423,658	49,479,523

RECOMMENDED EXPENDITURES

The Recommended Expenditures are shown below apportioned according to the Goals supported by the Programs.

TOTAL FOR ALL STATE POLICY AREAS

PAGE 1-022

STATE GOALS	FISCAL YEAR	1 CURRENT SERVICES	2 NEW OR EXPANDED SERVICES	1+2 SUB-TOTAL	3 CAPITAL CONSTRUCTION AND REPAIR	1+2+3 GRAND TOTAL
01 Providing for the planning, authorization, administration, resources, operation & audit of State programs.	1975-76 1976-77	67,674,689 71,270,098	- -	67,674,689 71,270,098	365,032 197,332	68,039,691 71,467,430
03 Protecting people & property from physical harm, adverse business practices & social/economic discrimination.	1975-76 1976-77	21,659,451 21,620,772	- -	21,659,451 21,620,772	101,764 396,464	21,761,215 22,017,236
04 Providing for the care and/or treatment of the physically & mentally ill, criminal offenders, & the indigent.	1975-76 1976-77	122,189,427 122,992,130	- -	122,189,427 122,992,130	462,189 313,969	122,651,616 123,306,099
05 Maintaining or restoring individual dignity & security to those burdened with economic or social disadvantage.	1975-76 1976-77	83,848,863 83,953,727	- -	83,848,863 83,953,727	- -	83,848,863 83,953,727
06 Encouraging & assisting efforts to provide decent housing and a desirable & healthful living environment.	1975-76 1976-77	73,055 73,055	- -	73,055 73,055	- -	73,055 73,055
07 Assuring the accessibility & diversity of knowledge required to maintain & improve the quality of life.	1975-76 1976-77	217,666,439 222,136,234	- -	217,666,439 222,136,234	1,968,775 1,917,450	219,635,214 224,053,684
08 Fulfilling the need for appropriate recreation, entertainment, & esthetic & cultural enrichment.	1975-76 1976-77	3,265,930 3,332,947	- -	3,265,930 3,332,947	- -	3,265,930 3,332,947
09 Maintaining a realistic balance between conservation & utilization of air, water & land resources.	1975-76 1976-77	16,522,276 16,437,399	- -	16,522,276 16,437,399	2,958,470 1,648,385	19,480,746 18,085,784
10 Assuring the availability & accessibility of adequate levels of energy and utility services.	1975-76 1976-77	1,031,555 1,023,635	- -	1,031,555 1,023,635	- -	1,031,555 1,023,635
11 Assuring employment opportunities, income security, & suitable working conditions.	1975-76 1976-77	121,573,402 128,243,602	- -	121,573,402 128,243,602	- -	121,573,402 128,243,602
12 Improving the quality, quantity, production & marketing of goods & services.	1975-76 1976-77	8,949,845 8,878,215	- -	8,949,845 8,878,215	1,400 1,400	8,951,245 8,879,615
13 Encouraging, supporting, & maintaining a healthy business climate.	1975-76 1976-77	1,531,612 1,553,732	- -	1,531,612 1,553,732	- -	1,531,612 1,553,732
14 Providing for the safe, convenient, & efficient movement of goods & people from one place to another.	1975-76 1976-77	124,916,828 127,194,519	- -	124,916,828 127,194,519	145,856 76,906	125,062,684 127,271,425
TOTAL FOR FISCAL YEAR:	1975-76	790,903,342	-	790,903,342	6,003,486	796,906,828
TOTAL FOR FISCAL YEAR:	1976-77	808,710,065	-	808,710,065	4,551,906	813,261,971

FINANCING-----		ACTUAL 74	ESTIMATED 75	DEPT 76	DEPT 77	BUDGET 76	BUDGET 77
ALL FUNDS	PERSONAL	121,031,314	138,898,981	160,833,201	165,718,186	137,928,719	141,021,871
	ALL OTHER	482,767,818	586,630,651	753,315,359	799,648,631	597,723,841	612,997,046
	CAPITAL	44,000,474	54,900,750	87,119,929	62,983,824	61,254,268	59,243,054
	EXPENDITURES **	647,800,106	780,430,382	1,001,268,489	1,020,350,641	796,906,828	813,261,971
GENERAL FUND		4,953,693	33,178,013	9,140,267	8,953,297	9,140,267	9,135,767
BAL FWD: NOT ENCUMB		2,177,707	6,746,544	2,601,998	2,670,682	2,489,709	2,465,623
BAL FWD: ENCUMBERED		55,378,658	59,472,856	72,550,116	75,997,662	58,219,143	60,243,182
APPROP: PERSONAL		186,079,090	237,365,111	346,882,590	381,368,430	267,182,594	279,528,327
ALL OTHER		22,895,028	1,037,644	34,212,977	2,038,857	1,284,270	1,282,679
CAPITAL		6,273,748	2,460,129	5,530,800	2,664,331	2,306,487	2,335,323
UNALLOCATED		1,005,199	1,024,469	-852,778	-732,454	-2,028,200	-2,017,307
TRANS WITHIN FUND		9,523,894	1,047,215			1,500,000	1,000,000
OTHER		288,287,017	342,331,981	470,065,970	472,960,805	340,094,270	353,973,594
AVAILABLE **		55,736,011	60,911,842	74,125,478	77,586,234	59,749,765	61,783,375
PERSONAL		186,078,752	249,271,340	360,596,573	380,948,339	267,410,870	279,226,021
ALL OTHER		3,562,024	16,925,166	23,679,389	2,004,323	1,311,183	1,315,645
CAPITAL		245,376,787	327,108,348	458,401,440	461,338,896	328,471,818	342,325,041
EXPENDITURES **		2,642,860	3,454,545	40,101	43,332	27,927	26,917
BALANCE LAPSED		40,267,614	11,629,976	11,623,979	11,578,579	11,601,390	11,628,294
BALANCE CARRIED		177,899,074	175,667,234	149,350,576	148,702,080	149,243,079	153,515,281
OTHER FUNDS	BAL FWD: NOT ENCUMB	199,204,330	216,675,863	304,629,695	317,829,983	241,657,080	235,516,527
	FED REV: DEDICATED	119,762,975	123,511,097	136,609,969	141,221,333	132,945,498	137,640,716
	OTH REV: DEDICATED	82,877,198	81,081,800	99,467,096	97,953,802	88,339,488	86,902,766
	OTHER	579,743,577	596,935,994	690,057,336	705,707,198	612,185,145	613,575,290
ELIGIBLE **		15,595,123	18,864,515	13,600,184	13,824,381	13,555,361	13,787,007
BAL FWD: ENCUMB		7,417,469	7,492,665	20,106,164	20,375,609	44,274,980	44,619,948
ALLOE: PERSONAL		3,977,513	4,271,893	105,803,650	108,415,346	251,158,428	254,981,700
ALL OTHER		1,885,526	1,794,046	4,832,848	3,330,279	4,249,495	2,692,775
CAPITAL		92,157,912	83,588,796	337,377,661	358,158,782	86,247,431	87,418,124
UNALLOCATED		-630,909	-731,542	831,328	685,231	2,028,200	2,017,307
TRANS WITHIN FUND		474,688,199	502,073,736	222,888,205	223,627,000	137,577,060	145,525,466
OTHER		595,090,833	617,353,309	705,440,040	728,416,628	539,082,955	551,242,327
AVAILABLE **		65,295,883	77,987,139	86,707,723	88,131,952	78,178,954	79,238,496
PERSONAL		296,689,066	337,359,311	392,718,786	418,700,292	330,312,971	333,771,025
ALL OTHER		40,438,450	37,975,584	63,440,540	60,179,501	59,943,085	57,927,409
CAPITAL		402,423,319	453,322,034	542,867,049	567,011,745	468,435,010	470,936,930
EXPENDITURES **		1,035,523	657,152	200,000	200,000	238,281	236,261
BALANCE LAPSED		194,246,223	162,891,500	162,566,386	162,266,594	167,298,073	174,522,420
BALANCE CARRIED		5,917.0	5,992.0	6,615.1	6,645.6	5,811.5	5,812.5
PERSONNEL	GENERAL FUND	4,562.5	4,743.0	4,988.8	5,005.8	4,537.2	4,533.7
	OTHER FUNDS	10,479.5	10,735.0	11,603.9	11,651.4	10,348.7	10,346.2
PERSONNEL **		1,465,863	1,391,905	1,292,208	1,292,208	1,292,208	1,292,208
GENERAL FUND: FEDERAL		253,357,751	280,566,693	309,495,705	332,778,119	318,547,711	344,035,681
OTHER		198,887,716	216,390,351	304,394,707	325,585,661	241,429,092	243,279,225
OTHER FUNDS: FEDERAL		200,576,266	201,139,340	211,922,487	217,143,141	213,376,339	217,219,094
OTHER		654,287,596	699,488,289	827,105,107	876,799,149	774,645,350	805,826,288
REVENUES **							

FINANCING-----		ACTUAL 74	ESTIMATED 75	DEPT 76	DEPT 77	BUDGET 76	BUDGET 77 -
ALL FUNDS	PERSONAL	120,984,972	138,878,981	147,335,666	150,947,995	137,928,719	141,021,871
	ALL OTHER	476,117,241	572,695,778	641,050,474	694,422,875	595,170,452	610,553,075
	CAPITAL	36,804,874	35,267,419	60,031,917	58,691,479	57,804,171	57,135,119
	EXPENDITURES **	633,907,087	746,842,178	848,418,057	904,062,349	790,903,342	808,710,065
GENERAL FUND							
BAL FWD: NOT ENCUMB		3,267,832	4,640,797	311,929	293,813	311,929	307,429
BAL FWD: ENCUMBERED		1,800,420	4,152,145	2,556,338	2,660,072	2,444,049	2,420,013
APPROP: PERSONAL		55,378,658	59,472,856	63,553,746	66,064,335	58,219,143	60,243,182
ALL OTHER		185,012,090	237,365,111	300,349,743	332,761,431	266,292,594	278,748,327
CAPITAL		1,603,128	1,037,644	2,281,179	1,873,213	834,120	772,979
UNALLOCATED		3,847,848	2,460,129	2,630,800	2,664,331	2,306,487	2,335,323
TRANS WITHIN FUND		431,249	1,094,530	-64,687	-63,915	-2,028,200	-2,017,307
OTHER		1,327,393	704,158			1,500,000	1,000,000
AVAILABLE **		252,668,618	310,927,370	371,619,048	406,253,280	329,880,122	343,809,946
PERSONAL		55,727,844	60,911,842	65,129,108	67,652,905	59,749,765	61,783,375
ALL OTHER		184,346,844	241,933,189	301,152,942	333,637,406	266,520,870	278,446,021
CAPITAL		1,169,864	1,735,428	2,343,286	1,937,954	861,033	805,945
EXPENOITURES **		241,244,552	304,580,459	368,625,336	403,228,265	327,131,668	341,035,341
BALANCE LAPSED		2,631,118	3,451,821	39,827	43,282	27,877	26,867
BALANCE CARRIED		8,792,942	2,755,978	2,953,885	2,981,735	2,727,442	2,754,346
OTHER FUNDS							
BAL FWD: NOT ENCUMB		168,561,963	167,118,592	146,857,083	147,212,696	146,963,739	152,270,681
FED REV: DEDICATED		198,783,669	215,922,206	251,167,575	260,586,073	239,664,380	234,689,627
OTH REV: DEDICATED		117,522,832	121,811,713	134,153,308	138,828,452	131,345,592	136,024,145
OTHER		76,629,198	79,546,800	95,222,170	93,956,905	88,339,488	86,902,766
ELIGIBLE **		561,497,662	584,399,311	627,400,136	640,584,126	606,313,199	609,887,219
BAL FWD: ENCUMB		14,587,489	17,870,399	13,600,184	13,824,381	13,555,361	13,787,007
ALLOC: PERSONAL		7,417,469	7,492,665	17,829,559	17,886,154	44,274,980	44,819,948
ALL OTHER		3,977,513	4,271,093	53,846,778	51,487,646	249,487,039	253,317,729
CAPITAL		645,526	509,046	1,653,052	1,523,266	1,285,548	1,130,540
UNALLOCATED		91,657,912	83,588,796	332,652,292	354,543,594	86,247,431	87,418,124
TRANS WITHIN FUND		-680,909	-754,551	-25,223	-59,180	1,992,200	1,981,307
OTHER		458,182,284	490,822,053	221,319,552	222,341,759	136,332,460	145,063,601
AVAILABLE **		575,787,284	603,799,501	640,876,194	661,547,620	533,175,019	547,518,256
PERSONAL		65,257,128	77,967,139	82,206,558	83,295,090	78,178,954	79,238,496
ALL OTHER		291,770,397	330,762,589	339,897,532	360,785,469	328,649,582	332,107,054
CAPITAL		35,635,010	33,531,991	57,688,631	56,753,525	56,943,138	56,329,174
EXPENDITURES **		392,662,535	442,261,719	479,792,721	500,834,084	463,771,674	467,674,724
BALANCE LAPSED		1,035,516	657,152	200,000	200,000	238,281	236,261
BALANCE CARRIED		184,703,465	160,398,007	161,076,868	161,575,247	166,045,473	174,060,555
PERSONNEL							
GENERAL FUND		5,917.0	5,992.0	5,936.5	5,937.5	5,785.5	5,786.5
OTHER FUNDS		4,562.5	4,743.0	4,594.8	4,596.8	4,532.2	4,528.7
PERSONNEL **		10,479.5	10,735.0	10,531.3	10,534.3	10,317.7	10,315.2
REVENUES							
GENERAL FUND: FEDERAL		1,465,863	1,391,905	1,292,208	1,292,208	1,292,208	1,292,208
OTHER		253,357,751	280,566,693	309,168,545	332,349,664	318,547,711	344,035,681
OTHER FUNDS: FEDERAL		198,523,041	215,638,134	250,932,587	268,341,771	239,436,392	242,452,325
OTHER		198,336,123	199,439,956	209,180,772	214,469,861	211,776,433	215,602,523
REVENUES **		651,682,778	697,036,688	770,574,112	816,453,504	771,052,744	803,382,737

FINANCING-----		ACTUAL 74 --	ESTIMATED 75 -----	DEPT 76 -----	DEPT 77 -----	BUDGET 76 -----	BUDGET 77 -
ALL FUNDS	PERSONAL			13,466,365	14,727,475		
	ALL OTHER			91,176,296	102,438,870		
	CAPITAL			2,482,385	386,387		
	EXPENDITURES **			107,125,046	117,552,732		

GENERAL FUND	BAL FWD: NOT ENCUMB						
	BAL FWD: ENCUMBERED						
	APPROP: PERSONAL			8,996,370	9,933,327		
	ALL OTHER			40,855,472	46,918,059		
	CAPITAL			1,301,623	163,144		
	UNALLOCATED						
	TRANS WITHIN FUND			-788,091	-668,539		
	OTHER						
	AVAILABLE **			50,365,374	56,345,991		
	PERSONAL			8,996,370	9,933,329		
	ALL OTHER			40,066,931	46,249,518		
	CAPITAL			1,301,623	163,144		
	EXPENDITURES **			50,364,924	56,345,991		

	BALANCE LAPSED						
	BALANCE CARRIED						

OTHER FUNDS	BAL FWD: NOT ENCUMB				33,976		
	FED REV: DEDICATED			51,469,420	56,417,010		
	OTH REV: DEDICATED			790,230	715,810		
	OTHER			2,744,926	2,378,897		
	ELIGIBLE **			55,004,576	59,545,693		

	BAL FWD: ENCUMB						
	ALLOC: PERSONAL			2,276,605	2,489,455		
	ALL OTHER			50,359,576	55,313,729		
	CAPITAL			276,751	206,147		
	UNALLOCATED			2,734,265	2,364,601		
	TRANS WITHIN FUND			820,551	708,411		
	OTHER			326,484	163,286		
	AVAILABLE **			56,794,232	61,245,629		
	PERSONAL			4,469,995	4,794,146		
	ALL OTHER			51,109,365	56,189,352		
	CAPITAL			1,180,762	223,243		
	EXPENDITURES **			56,760,122	61,206,741		

	BALANCE LAPSED						
	BALANCE CARRIED			34,110	30,888		

PERSONNEL	GENERAL FUND			678.6	708.1	26.0	26.0
	OTHER FUNDS			394.0	409.0	5.0	5.0
	PERSONNEL **			1,072.6	1,117.1	31.0	31.0

REVENUES	GENERAL FUND: FEDERAL						
	OTHER			327,160	428,455		
	OTHER FUNDS: FEDERAL			51,469,420	56,417,010		
	OTHER			1,075,284	996,289		
	REVENUES **			52,871,064	57,841,674		

FINANCING		ACTUAL 74	ESTIMATED 75	DEPT 76	DEPT 77	BUDGET 76	BUDGET 77
PERSONAL		46,842	20,000	31,170	42,716		
ALL OTHER		6,650,577	13,934,873	21,088,589	2,786,886	2,553,389	2,443,971
CAPITAL		7,195,600	19,633,331	24,605,627	3,905,958	3,450,097	2,107,935
EXPENDITURES **		13,893,019	33,588,204	45,725,386	6,735,560	6,003,486	4,551,906
GENERAL FUND							
BAL FWD: NOT ENCUMB		1,685,861	28,537,216	8,828,338	8,659,484	8,828,338	8,828,338
BAL FWD: ENCUMBERED		377,287	2,594,399	45,660	10,610	45,660	45,610
APPROP: PERSONAL							
ALL OTHER		1,067,000		5,677,375	1,688,940	890,000	780,000
CAPITAL		21,291,900		30,630,175	2,500	450,150	509,700
UNALLOCATED		2,425,900		2,900,000			
TRANS WITHIN FUND		573,950	-70,061				
OTHER		8,196,501	343,057				
AVAILABLE **		35,618,399	31,404,611	48,081,548	10,361,534	10,214,148	10,163,648
PERSONAL		8,167					
ALL OTHER		1,731,908	7,338,151	19,376,700	1,061,415	890,000	780,000
CAPITAL		2,392,160	15,189,738	20,034,480	703,225	450,150	509,700
EXPENDITURES **		4,132,235	22,527,889	39,411,180	1,764,640	1,340,150	1,289,700
BALANCE LAPSED		11,742	2,724	274	50	50	50
BALANCE CARRIED		31,474,672	8,873,998	8,670,094	8,596,844	8,873,948	8,873,948
OTHER FUNDS							
BAL FWD: NOT ENCUMB		9,337,111	8,548,642	2,493,493	1,455,408	2,279,340	1,244,600
FED REV: DEDICATED		420,661	753,657	1,992,700	826,900	1,992,700	826,900
OTH REV: DEDICATED		2,240,143	1,699,384	1,666,431	1,677,071	1,599,906	1,616,571
OTHER		6,248,000	1,535,000	1,500,000	1,618,000		
ELIGIBLE **		18,245,915	12,536,683	7,652,624	5,577,379	5,871,946	3,688,071
BAL FWD: ENCUMB		1,007,634	994,116				
ALLOCI: PERSONAL							
ALL OTHER				1,597,296	1,613,971	1,663,389	1,663,971
CAPITAL		1,240,000	1,285,000	2,903,045	1,600,866	2,963,947	1,562,235
UNALLOCATED		500,000		1,991,104	1,250,587		
TRANS WITHIN FUND		50,000	23,009	36,000	36,000	36,000	36,000
OTHER		16,505,915	11,251,683	1,242,169	1,121,955	1,244,600	461,865
AVAILABLE **		19,303,549	13,553,808	7,769,614	5,623,379	5,907,936	3,724,071
PERSONAL		38,675	20,000	31,170	42,716		
ALL OTHER		4,918,669	6,596,722	1,711,889	1,725,471	1,663,389	1,663,971
CAPITAL		4,803,440	4,443,593	4,571,147	3,202,733	2,999,947	1,598,235
EXPENDITURES **		9,760,784	11,060,315	6,314,206	4,970,920	4,663,336	3,262,206
BALANCE LAPSED		7					
BALANCE CARRIED		9,542,758	2,493,493	1,455,408	652,459	1,244,600	461,865
PERSONNEL							
GENERAL FUND							
OTHER FUNDS							
PERSONNEL **							
REVENUES							
GENERAL FUND: FEDERAL							
OTHER							
OTHER FUNDS: FEDERAL		364,675	752,217	1,992,700	826,900	1,992,700	826,900
OTHER		2,240,143	1,699,384	1,666,431	1,677,071	1,599,906	1,616,571
REVENUES **		2,604,818	2,451,601	3,659,131	2,503,971	3,592,606	2,443,471

DETAIL SCHEDULES BY FUND

THESE DETAIL SCHEDULES - BY FUND - show by Current Services, New or Expanded, and Capital Improvements the:

Expenditures;
Funding;
Personnel; and
Revenues

PAGE #

For: 1 GENERAL FUND	1-029
2 FEDERAL REVENUE SHARING FUND	1-041
3 GENERAL FUND SURPLUS	1-042
4 SPECIAL REVENUE FUND	1-048
5 HIGHWAY FUND	1-060
6 GENERAL - BONDS	1-067
7 SELF-LIQUIDATING BONDS	1-070
8 EMPLOYMENT SECURITY TRUST FUND	1-071
0 A Summary of ALL OTHER FUNDS	1-072

SUMMARY OF BONDED INDEBTEDNESS AND REDEMPTION REQUIREMENTS	1-079
--	-------

SUMMARY OF REQUESTS AND RECOMMENDATIONS
1976/77 BIENNIUM

	Department Requests	Transfers In & (Out)	Budget (Reductions)	Budget Recommendations
General Fund:				
Current Services - Part 1	772,178,778		(102,426,623)	669,752,155
Supplemental Services - Part 2	108,172,995		(108,172,995)	-0-
Capital Construction and Repair - Part 3	40,898,990		(38,269,140)	2,629,850
Total General Fund	921,250,763		(248,868,758)	672,382,005
Other Financing:				
Federal Revenue Sharing	31,000,000			31,000,000
Total Budget	952,250,763		(248,868,758)	703,382,005

METHOD OF FINANCING

	Budget Recommendation
General Fund:	
Available:	
Fund Balance-Surplus, July 1, 1975	3,800,000
Undedicated Revenue - Biennium	665,167,808
Lapsed Balances	27,927
Total Available	668,995,735
Deductions:	
Restoration of Contingent Account	1,200,000
Restoration of Group Life Insurance	100,000
Total Deductions	1,300,000
Other Financing:	
School Construction - Available Bonds	13,056,570
Federal Revenue Sharing - School Subsidy	31,000,000
Total Budget	711,752,305
Unallocated Balance	8,370,000

DEPARTMENT OF FINANCE AND ADMINISTRATION - B U R E A U O F T H E B U D G E T

PAGE 1-030

RUN DATE: 02/02/75

SCHEDULE OF EXPENDITURES

PART: 1 CURRENT SERVICES
 FUND: 1 GENERAL
 FORM: C EXPENDITURES

CODE	DESCRIPTION	ACTUAL 74	ESTIMATED 75	DEPT 76	DEPT 77	BUDGET 76	BUDGET 77
3100	PERSONAL SERVICES	51,140,858	55,442,620	59,019,315	61,221,457	53,281,850	55,014,817
3110	REGULAR SALARIES & WAGES					763,300	781,454
3900	EMPLOYER RETIREMENT COSTS	4,554,373	5,365,060	6,081,334	6,403,832	5,704,615	5,987,104
**	PERSONAL SERVICES	55,695,231	60,807,680	65,100,649	67,625,289	59,749,765	61,783,375
4000	PROF SERVICE, NOT BY STATE	2,515,056	2,837,146	3,486,057	3,818,692	2,511,497	2,585,013
4100	PROF SERVICES, BY STATE	858,795	1,052,980	1,245,893	1,330,588	1,156,457	1,156,657
4200	TRAVEL EXP IN STATE	1,545,903	2,461,890	2,201,986	2,720,591	1,684,626	2,079,301
4300	TRAVEL EXP OUT STATE	339,178	402,711	471,719	500,783	298,359	297,559
4400	OPERATION STATE VEHICLES	569,199	673,671	794,822	839,151	663,514	665,464
4500	UTILITY SERVICES	2,010,315	2,135,276	2,491,068	2,718,030	2,120,612	2,129,074
4600	RENTS	936,193	1,170,797	1,468,315	1,466,888	1,197,715	1,152,371
4700	REPAIRS	330,887	356,002	449,963	499,686	351,272	354,213
4800	INSURANCE	756,256	818,653	806,546	847,803	714,038	720,247
4900	GENERAL OPERATION EXPENSE	3,075,915	3,522,353	3,925,970	4,391,744	3,138,992	3,301,789
5100	FOOD	1,500,786	1,527,090	2,144,371	2,491,988	1,737,150	1,742,895
5200	FUEL	1,387,320	1,229,103	2,495,699	2,815,278	2,220,634	2,252,535
5300	OFFICE SUPPLIES	691,153	731,437	911,245	997,661	672,248	683,956
5400	CLOTHING	229,350	257,453	328,206	336,245	231,426	234,026
5600	OTHER SUPPLIES	1,956,028	2,143,142	2,432,064	2,721,546	1,863,086	1,865,432
5800	HIGHWAY MATERIALS	454	2,000	155	180	150	175
6000	GRANTS TO FEDERAL GOVT	210,561	212,000	234,000	249,000	212,500	212,500
6100	GRANTS TO COUNTIES	11	300	300	300	300	300
6300	GRANTS TO CITIES & TOWNS	21,857,577	36,444,574	48,012,313	56,168,628	48,115,118	56,117,118
6400	GRANTS TO PUB & PRIV ORGS	68,200,153	100,776,081	120,707,495	132,115,979	110,046,682	111,164,654
6600	DIST FED SHARES P A GRANT	18,755,788	20,973,325	26,257,115	27,902,656	23,798,800	23,798,800
6700	DIST FED SH P A DIRECT EX	20,038,772	25,251,774	34,506,635	39,456,023	27,795,632	27,795,632
6800	MISC GRANTS TO INDIVIDUAL	55,917	204,522	237,004	257,695	196,275	196,275
6900	PENSIONS	399,998	408,717	496,738	501,492	479,002	479,002
8000	INTEREST	7,809,957	8,300,000	9,000,000	10,000,000	8,465,000	8,630,000
8100	DEBT RETIREMENT	9,865,000	11,100,000	12,000,000	14,000,000	11,735,000	12,470,000
9011	MATERIAL PURCHASED FOR ST	3,140					
9051	TRANS TO SPEC REV FUND	465,030	409,025	430,000	450,000	429,025	429,025
9052	TRANS TO HIGHWAY FUND	1,664,522	1,708,220	2,115,660	2,082,650	70,400	50,400
9053	TRANS WORKING CAPITAL FUN	447,830	94,900	90,159	84,072	87,794	81,785
9054	TRANS TO PUB SERVICE ENTE	1,261,379	666,405	850,453	910,653	790,566	834,624
9055	TRANS TO TRUST FUNDS	12,568,785	12,611,988	20,560,191	20,961,404	13,737,000	14,965,199
9056	TRANS BOND FUND	15,440					
9353		15,000					
9991	** ALL OTHER	182,237,648	240,483,535	301,152,942	333,637,406	266,520,870	278,446,021
7000	LAND & LAND RIGHTS	338	15,000				
7100	BUILDINGS & IMPROVEMENTS	77,501	230,869	47,500	83,000	47,500	83,000
7200	EQUIPMENT	973,962	1,268,947	2,294,286	1,853,454	813,533	722,945
7300	STRUCTURES & IMPROVEMENTS	4,921	38,522	1,500	1,500		

DEPARTMENT OF FINANCE AND ADMINISTRATION - B U R E A U O F T H E B U D G E T

PAGE 1-031

RUN DATE: 02/02/75

SCHEDULE OF EXPENDITURES

PART: 1 CURRENT SERVICES
FUND: 1 GENERAL
FORM: C EXPENDITURES

CODE	DESCRIPTION	ACTUAL 74	ESTIMATED 75	DEPT 76	DEPT 77	BUDGET 76	BUDGET 77
7400	EQUIPMENT CONSTRUCTION	427	309				
**	CAPITAL	1,057,149	1,553,647	2,343,286	1,937,954	861,033	805,945
TOTAL	EXPENDITURES	238,990,028	302,844,862	368,596,877	403,200,649	327,131,668	341,035,341

DEPARTMENT OF FINANCE AND ADMINISTRATION - B U R E A U O F T H E B U D G E T

PAGE 1-032

RUN DATE: 02/02/75

SCHEDULE OF FUNDING

PART: 1 CURRENT SERVICES
 FUND: 1 GENERAL
 FORM: M FUNDING

CODE	DESCRIPTION	ACTUAL 74	ESTIMATED 75	DEPT 76	DEPT 77	BUDGET 76	BUDGET 77
0011	BAL FWD: NOT ENCUMBERED	2,866,962	3,934,702	266,801	248,605	266,801	262,301
0030	BAL FWD: ENCUMBERED	1,730,566	3,938,127	2,556,338	2,660,072	2,444,049	2,420,013
0033	APPROP/ALLOC: PERSONAL	55,363,239	59,437,767	63,525,287	66,036,719	58,219,143	60,243,182
0034	APPROP/ALLOC: ALL OTHER	183,493,699	236,574,063	300,349,743	332,761,431	266,292,594	278,748,327
0035	APPROP/ALLOC: CAPITAL	1,330,228	1,037,644	2,281,179	1,073,213	834,120	772,979
0036	APPROP/ALLOC: UNALLOCATED	2,911,863	2,455,129	2,630,800	2,664,331	2,306,487	2,335,323
0044	TRANSFERS WITHIN FUND	414,749	1,094,530	-64,687	-63,915	-2,028,200	-2,017,307
0053	OTHER AVAILABLE	1,321,295	704,158			1,500,000	1,000,000
0055	BALANCE LAPSED	2,611,445	3,440,496	39,827	43,282	27,877	26,867
0057	BALANCE CARRIED	7,831,123	2,710,850	2,908,757	2,936,607	2,682,314	2,709,218

RUN DATE: 02/02/75

SCHEDULE OF PERSONNEL

PART: 1 CURRENT SERVICES
 FUND: 1 GENERAL
 FORM: B PERSONNEL

CODE	DESCRIPTION	ACTUAL 74	ESTIMATED 75	DEPT 76	DEPT 77	BUDGET 76	BUDGET 77
	AUTHORIZED POSITIONS	5,917.0	5,992.0	5,336.5	5,937.5	5,785.5	5,786.5

DEPARTMENT OF FINANCE AND ADMINISTRATION - B U R E A U O F T H E B U D G E T

PAGE 1-033

RUN DATE: 02/02/75

SCHEDULE OF UNDEDICATED REVENUES

PART: 1 CURRENT SERVICES
 FUNO: 1 GENERAL
 FORM: E UNDEDICATED REVENUES

CODE	DESCRIPTION	ACTUAL 74	ESTIMATED 75	DEPT 76	DEPT 77	BUDGET 76	BUDGET 77
0104	UNIFORM PROPERTY TAX		1,510,325	2,500,000	3,000,000	5,500,000	6,000,000
0105	MAINE TREE GROWTH TAX	5,726,262	6,060,000	6,820,536	8,184,643	6,820,536	8,184,643
0107	TAX PROPERTY IN MAINE	210,911	212,000	225,000	250,000	225,000	250,000
0161	INT ON TAX ON WILD LANDS	98					
0162	INT TAX UNOR TOWNSHIPS	4,491	5,000	5,000	5,000	5,000	5,000
0163	COST ON TAX ON WILD LANDS	1,336	1,500	1,500	1,500	1,500	1,500
0170	REAL ESTATE TRANSFER TAX	524,083	400,000	640,000	640,000	640,000	640,000
0181	TAX PERS PROP UNOR TNPS	38,514	20,000	75,000	75,000	75,000	75,000
0187	EXCISE TAX NON RES AIRCRA	163	200	200	200	200	200
01 **	PROPERTY TAXES	6,505,858	8,209,025	10,267,236	12,156,343	13,267,236	15,156,343
0211	TAXES ON ESTATES	300,297	375,000	300,000	300,000	365,000	365,000
0221	TAX INHERITANCES COLLATER	6,769,609	7,725,000	6,750,000	6,750,000	8,100,000	8,100,000
0241	INT INHERITANCE TAXES	42,637	25,000	35,000	35,000	35,000	35,000
02 **	INHERIT, ESTATE & GIFT TAX	7,112,543	8,125,000	7,085,000	7,085,000	8,500,000	8,500,000
0331	TAX AERONAUTICAL GAS	248,220	185,000	235,000	235,000	235,000	235,000
0332	GAS TAX REFUNDS AERONAUTI	-30,102	-35,000	-35,000	-35,000	-35,000	-35,000
03 **	GASOLINE TAX	218,118	150,000	200,000	200,000	200,000	200,000
0401	INDIV STATE INCOME TAX	45,959,113	50,877,015	60,150,000	69,700,000	60,150,000	69,700,000
0406	INT & PEN IND INC TAX	57,602	15,000	50,000	50,000	50,000	50,000
0408	REFUNDS INDIV INCOME TAX	-8,748,384	-7,828,456	-10,000,000	-11,500,000	-10,000,000	-11,500,000
0409	TO SPECIAL REVENUE	-1,490,733	-1,722,542	-2,008,000	-2,330,000	-2,008,000	-2,330,000
0415	CORPORATE INCOME TAX	13,043,683	14,830,000	16,450,000	16,450,000	14,880,000	14,880,000
0416	INT & PEN CORP INC TAX	59,182	20,000	50,000	50,000	20,000	20,000
0420	TO SPECIAL REVENUE FUND	-524,115	-594,000	-660,000	-660,000	-596,000	-596,000
0490	PAST DUE INCOME TAX	-39,600					
04 **	INCOME TAX	48,316,748	55,597,017	64,032,000	71,760,000	62,496,000	70,224,000
0511	TAX ON CIGARETTES	19,991,671	22,662,321	23,000,000	23,250,000	23,600,000	23,650,000
05 **	TOBACCO PRODUCTS TAX	19,991,671	22,662,321	23,000,000	23,250,000	23,600,000	23,650,000
0621	SALES TAX	111,259,218	117,969,513	126,500,000	137,000,000	138,425,000	150,925,000
0622	SALES TAX GAS TAX REFUNDS	111,072	125,000	125,000	125,000	125,000	125,000
0623	USE TAX	16,536,303	17,685,340	18,300,000	18,800,000	18,600,000	19,600,000
0624	SALES TAX PENALTIES	92,072	85,062	90,000	90,000	90,000	90,000
0625	SALES TAX REFUNDS USE FU	-154,386	-100,000	-125,000	-125,000	-125,000	-125,000
0626	SALES TAX INTEREST	159,646	90,000	110,000	110,000	110,000	110,000
0650	TO SPECIAL REVENUE FUND	-5,120,157	-5,434,197	-5,800,000	-6,240,000	-6,289,000	-6,829,000
0690	PAST DUE SALES & USE TAX	-706,300					
06 **	OTHER SELECTIVE SALES TAX	122,177,468	130,420,718	139,200,000	149,760,000	150,936,000	163,896,000
0701	TAX ON CORP FRANCHISE	371,593	400,000				
0702	TAX ON CORPORATIONS NOT A	1,280					
0721	CERT APPROVAL CORP CHARTER	160					

DEPARTMENT OF FINANCE AND ADMINISTRATION - B U R E A U O F T H E B U D G E T

PAGE 1-034

RUN DATE: 02/02/75

SCHEDULE OF UNDEDICATED REVENUES

PART: 1 CURRENT SERVICES
 FUND: 1 GENERAL
 FORM: E UNDEDICATED REVENUES

CODE	DESCRIPTION	ACTUAL 74	ESTIMATED 75	DEPT 76	DEPT 77	BUDGET 76	BUDGET 77
0726	CERT EXCUSE CORP	1,120					
0731	CERT ORG NEW CORPS	17,270	20,000	17,000	17,000	17,000	17,000
0733	CHANGES CERT ORGANIZATION	2,314	5,000	5,000	5,000	5,000	5,000
0735	REG FOREIGN CORPS	21,339	15,000	26,000	30,000	26,000	30,000
0737	ANNUAL LIC FEES FOREIGN C	164,470	360,000	360,000	360,000	360,000	360,000
0740	ASSUMED NAME	4,425	4,000	4,000	4,000	4,000	4,000
0742	RESERVED NAME	1,170	300	1,000	1,000	1,000	1,000
0744	DISSOLVED	4,525	1,500	4,000	4,000	4,000	4,000
0746	RESUMED	650	500	500	500	500	500
07 **	CORPORATIONS TAX	590,324	806,300	417,500	421,500	417,500	421,500
0801	TAX R R COMPANIES	147,630	147,000	150,000	150,000	150,000	150,000
0816	TAX TELEPHONE COMPANIES	8,169,047	7,745,000	9,885,000	10,875,000	9,885,000	10,875,000
0821	TAX TELEGRAPH COMPANIES	53,238	55,000	55,000	55,000	55,000	55,000
08 **	PUBLIC UTILITIES TAX	8,369,915	7,947,000	10,090,000	11,080,000	10,090,000	11,080,000
0901	TAX INS COMPANIES	6,338,011	7,900,000	7,200,000	7,650,000	8,400,000	9,400,000
0903	TAX UNAUTHORIZED INSUR CO	31,092	40,500	40,000	40,000	40,000	40,000
09 **	INSURANCE COMPANIES	6,369,103	7,940,500	7,240,000	7,690,000	8,440,000	9,440,000
1029	FEE ORGANIZING NEW BANKS	1,500					
10 **	BANKS STOCK TAX	1,500					
1201	LICENSES BOXING COMMN	11,427	1,330	1,330	1,330	1,330	1,330
1206	COMMN ON BOXING	1,662	1,890	1,890	1,890	1,890	1,890
1221	LICENSES HARNESS HORSE RA	630					
1247	BEANO LICENSES	3,431	1,184	456	868	1,199	1,600
1248	GAMES OF CHANCE	15,524	15,070	21,038	16,815	17,010	16,750
1251	LICENSES JOCKEY	2,082					
12 **	AMUSEMENTS TAX	34,756	19,474	24,714	20,903	21,429	21,570
1301	COMM PARI MUTUELS HARNESS	862,146	850,000	850,000	850,000	1,200,000	1,200,000
13 **	BETTING TAXES	862,146	850,000	850,000	850,000	1,200,000	1,200,000
1401	BOTTLERS LICENSES	1,410	1,400	1,410	1,410	1,410	1,410
1402	MILK LICENSES	529	16,800	11,400	11,100	11,400	11,100
1403	NURSERY LICENSES	5,077	2,000	2,000	7,500	2,000	7,500
1404	SARDINE PACKERS LICENSE		840	1,060	1,060	1,060	1,060
1407	REG INSECT & FUNGISIDES	15,815	14,000	15,000	15,000	15,000	15,000
1409	LIVESTOCK AND POULTRY LIC	1,001					
1416	CIGARETTE DISTR LIC	950	900	950	950	950	950
1417	CIGARETTE RETAIL LIC	569	650	600	600	600	600
1418	CIGARETTE WHOLESALE LICEN	200	220	200	200	200	200
1420	RES COMMERCIAL FISH LICEN	5,775	2,000	2,000	2,000	2,000	2,000
1421	AUCTIONEERS LICENSES	3,520	3,000	3,500	3,500	3,500	3,500
1422	LIC SMALL LOAN AGENCY	10,100					

DEPARTMENT OF FINANCE AND ADMINISTRATION - B U R E A U O F T H E B U D G E T

PAGE 1-035

RUN DATE: 02/02/75

SCHEDULE OF UNDEDICATED REVENUES

PART: 1 CURRENT SERVICES
 FUND: 1 GENERAL
 FORM: E UNDEDICATED REVENUES

CODE	DESCRIPTION	ACTUAL 74	ESTIMATED 75	DEPT 76	DEPT 77	BUDGET 76	BUDGET 77
1423	REG DEALERS IN SECURITIES	39,240	40,500	41,000	42,500	41,000	42,500
1424	COLLECTION AGENCY LICENSE	3,100					
1425	NON RES COMMER FISH LICEN	1,950	900	900	900	900	900
1431	LICENSE FEE SALESMEN	440	641	600	600	641	641
1435	SCALLOP FISHING LICENSE	4,710	2,000	2,000	2,000	2,000	2,000
1442	SANITARY WATER BOARD FEE	37,921	15,000	15,000	15,000	15,000	15,000
1444	AIRCRAFT LICENSES	3,650	3,800	3,800	3,800	3,800	3,800
1445	RETAIL SEAFOOD DEALERS LI	3,593	1,000	1,000	1,000	1,000	1,000
1448	LICENSE FEES	37,597	14,160	14,010	14,010	14,010	14,010
1449	STAMP SALES BEDDING ETC	24,505	25,000	25,000	25,000	25,000	25,000
1452	LOBSTER CRAB FISH LICENSE	56,360	51,000	51,000	51,000	51,000	51,000
1455	WHOLESALE SEAFOOD DEALERS	15,534	6,865	6,865	6,865	6,865	6,865
1456	INTERSTATE LOBSTER TRANS	3,720	1,000	1,000	1,000	1,000	1,000
1458	LOBSTER MEAT PERMITS	1,160	100	100	100	100	100
1463	SEA MOSS LICENSES	407	10	10	10	10	10
1465	NON RES SEA MOSS LICENSE	15	5	5	5	5	5
1485	AUTO FINANCE CO LICENSE	6,775					
1488	DUPLICATE LICENSES	26	10	10	10	10	10
1489	REGISTRATION XMAS TREES	1,583	900	800	800	800	800
1492	BOILER INSPECTION CERT	15,840	33,720	35,000	35,000	35,000	35,000
1494	TAX ON BEE HIVES	468	545	600	600	600	600
14 **	OTHER TAX SPEC BUSINESS	303,548	238,966	236,820	243,520	236,861	243,561
1611	TAX MALES UNORG TOWNS	-461					
16 **	POLL TAXES	-461					
1904	ELEVATOR INSPECTION	29,875	48,160	50,000	50,000	50,000	50,000
1905	ITENERANT PHOTOGRAPHERS L	100	100	100	100	100	100
1907	APPROVAL OF ELEVATOR PLAN	900					
1908	CERTIFICATE FOR ELEVATORS	7,645					
1909	WEIGHTS AND MEASURES FEES	22					
1916	COMM FOR JUSTICE PEACE ET	37,980	20,000	35,000	35,000	35,000	35,000
1917	LICENSE FEES MINISTERS	1,521	1,000	1,500	1,500	1,500	1,500
1926	INSPECTION MECHANICS GET	10					
1933	DOG LICENSE FEES	12,497	155,670	162,670	170,670	162,670	170,670
1935	AIR & SEAPLANE BASE LICEN	390	350	350	350	350	350
1936	AIRCRAFT DEALERS LICENSE	165	150	150	150	150	150
1946	ITINERANT VENDOR LICENSE	700	100	500	500	500	500
1947	REGIS FEE TRADING STAMP	3,600	4,000	3,000	3,000	3,000	3,000
1950	LIC OPER WATER TREAT PLAN	1,395	1,400	1,400	1,400	1,400	1,400
19 **	OTHER TAXES	96,800	230,930	254,670	262,670	254,670	262,670
2001	FINES	-212,273	-241,030	-245,312	-245,312	-245,312	-245,312
2002	FINES OVERLOADS	-214,326	-231,472	-235,758	-235,758	-235,758	-235,758
2005	ESCHEATED UNCLAIMED ESTAT	50,246	52,500	60,000	67,000	60,000	67,000
2007	UNCLAIMED BANK ACCTS	14,546	15,000	16,000	17,000	16,000	17,000

DEPARTMENT OF FINANCE AND ADMINISTRATION - B U R E A U O F T H E B U D G E T

PAGE 1-036

RUN DATE: 02/02/75

SCHEDULE OF UNDEDICATED REVENUES

PART: 1 CURRENT SERVICES
 FUND: 1 GENERAL
 FORM: E UNDEDICATED REVENUES

CODE	DESCRIPTION	ACTUAL 74	ESTIMATED 75	DEPT 76	DEPT 77	BUDGET 76	BUDGET 77
2009	DISTRICT COURT RECEIPTS	3,408,466	3,658,618	3,750,816	3,750,816	3,750,816	3,750,816
2012	DIST COURT REV TRANS	-894,995	-996,594	-984,494	-984,494	-984,494	-984,494
20 **	FINES FORFEITS & PENALTIS	2,159,664	2,257,022	2,361,252	2,369,252	2,361,252	2,369,252
2101	INT BANK BALANCES	1,524,960	1,600,000	1,700,000	1,800,000	1,300,000	1,300,000
2106	INT ON BONDS	4,301,300	5,000,000	6,000,000	7,000,000	4,500,000	4,500,000
2107	INT INVEST PUB ADMIN FUND	13,223	15,000	16,000	17,000	16,000	17,000
2111	DIVIDENDS ON STOCK	482	545	600	700	600	700
2141	RENT OF BUILDINGS	1,100					
21 **	REV FROM USE OF MONEY&PRO	5,841,065	6,615,545	7,716,600	8,817,700	5,816,600	5,817,700
2201	FED GRANTS HWYS BRIDGES	27	25				
2221	FED GRANTS EDUCATION	40					
2223	FEDERAL FUNDS TRANSFERRED		360,199	317,908	317,908	317,908	317,908
2226	FED GRANTS FOR OTHER PURP	1,116,530	749,411	673,800	673,800	673,800	673,800
2296	SERV FEES FEDERAL GOVERN	349,266	282,270	300,500	300,500	300,500	300,500
22 **	FEDERAL	1,465,863	1,391,905	1,292,208	1,292,208	1,292,208	1,292,208
2526	PRIV CONTR FOR OTHER PURP	32,108	27,516	27,520	27,520	27,520	27,520
2543	O A S I PAYMENTS	147,465	162,038	162,000	162,000	162,000	162,000
2550	HOSP SERV MEDICARE A	16,099	16,400	67,200	67,200	67,200	67,200
2560	HOSP SERVICES MEDICARE A	10,300	30,000	57,600	57,600	57,600	57,600
25 **	PRIVATE SOURCES	205,972	235,954	314,320	314,320	314,320	314,320
2601	RENT OF LANDS	1,094	4	639	639	639	639
2602	RENT OF BLDGS	26,599	26,086	26,810	26,810	26,808	26,808
2603	RENT OFFICES ROOMS	361,686	374,335	381,342	381,342	381,412	381,412
2604	USE OF CONCESSIONS	32,818	34,051	35,728	37,483	35,728	37,483
2605	RENT HWY EQUIPMENT	351		400	400	400	400
2606	SERV CHARG FOR CURR SERV	980					
2609	RENTAL OF PLANTING MACHIN	1,120	2,100				
2610	RECREATIONAL USE OF PARKS	360,383	437,225	490,000	492,000	490,000	492,000
2616	MISC RENTS & LEASES	2,929	5,075	2,830	2,830	2,830	2,830
2619	APPLIC & EXAM FEES	5,151	5,650	6,150	6,150	6,150	6,150
2621	INSPECTION SERVICES	2,154					
2622	LAB SERVICES RENDERED	29,636	35,926	36,130	36,130	36,130	36,130
2625	HOSP SERV RENDERED AUGUST	484,577	437,528	471,125	471,125	471,125	471,125
2627	MEDICAL SERVICES RENDERED	99					
2628	HOSP SERVICE RENDERED BAN	349,030	408,000	408,000	408,000	408,000	408,000
2629	HOSP SERV RENDERED PINELA	247,537	161,800	288,000	288,000	288,000	288,000
2630	REC'VG FILNG RECORD DEEDS	42,594	98,000	72,700	72,700	72,700	72,700
2631	REGISTRATION FEES	71,032	74,200	78,850	79,850	78,850	79,850
2632	FILING FEES	166,289	147,000	153,000	153,000	153,000	153,000
2634	HOSP SERV RENDERED LEVSON	10,540	12,207	12,210	12,210	12,210	12,210
2635	TUITION FEES	817,706	749,728	826,946	845,039	827,446	845,539
2636	WITNESS FEES	-74,956	-81,234	-83,614	-83,614	-83,614	-83,614

DEPARTMENT OF FINANCE AND ADMINISTRATION - B U R E A U O F T H E B U D G E T

PAGE 1-037

RUN DATE: 02/02/75

SCHEDULE OF UNDEDICATED REVENUES

PART: 1 CURRENT SERVICES
 FUND: 1 GENERAL
 FORM: E UNDEDICATED REVENUES

CODE	DESCRIPTION	ACTUAL 74	ESTIMATED 75	DEPT 76	DEPT 77	BUDGET 76	BUDGET 77
2637	MISC SERVICES & FEES	41,603	31,825	35,105	35,105	35,105	35,105
2642	CERTIFIED DOCUMENT FEES	16,323	15,000	6,000	6,000	6,000	6,000
2643	TRUCKING SERVICES	21,305	2,500	2,500	2,500	2,500	2,500
2644	TESTING SCHOOL WATER	58					
2645	EMPLOYEE MAINTENANCE	96,104	67,761	67,987	68,487	67,987	68,487
2647	TESTING FEES	3					
2651	SALE LABELS CARTONS	222					
2652	SALE OF EGGS	7,487					
2654	SALE OF DRUGS & VACCINES	45					
2657	SALE OF MAPS	491	250	250	250	250	250
2658	SALE OF BOOKS	22,154	17,440	20,070	19,697	20,070	19,697
2659	SALE OF CLOTHING	969	600	600	600	600	600
2661	SALE NURSERY STOCK	28,504	52,500	57,500	57,500	57,500	57,500
2663	SALE OF SUPPLIES	5,060	4,500	4,500	4,500	4,500	4,500
2664	SALE FARM PRODUCTS	2,788					
2667	SALE INDUSTRIAL PRODUCTS	52	25	25	25	25	25
2668	SALE CONFISCATED ARTICLES	2	5	10	20	10	20
2671	SALE GREASE TALLOW	471	210	210	210	210	210
2674	SALE OF MEALS	221,774	318,839	400,035	399,535	400,035	399,535
2676	SALE OF LODGING AND MEALS	12,574	34,000	39,450	48,950	39,450	48,950
2685	MISC SALES INC SCRAP	7,289	4,125	5,055	5,080	5,055	7,180
2686	MISC RECEIPTS	25,901	18,312	15,505	15,495	15,505	15,495
2687	SCHOOL LUNCH SUBSIDY	424	500	500	500	500	500
2689	CASH OVER OR SHORT	5					
2691	SERV AND FEES CHG OTHER D	11,693	8,550	7,450	7,450	7,450	7,450
2692	NAT POTATO PROM RECEIPTS	85					
26 **	SERV CHARG FOR CURR SERV	3,462,735	3,504,623	3,869,998	3,901,998	3,870,566	3,904,666
2706	TRANS FROM LIQUOR COMM	20,134,352	20,918,473	19,546,625	19,540,453	21,600,000	22,400,000
2707	TRANS FROM LOTTERY COMM		3,078,000	11,636,533	11,789,806	4,100,000	4,100,000
2717	CONTRIBUTION FROM HWY FUN	231,879	277,845	307,898	308,305	307,898	308,305
2719	CONTRIBUTION FROM SPEC RE	197,777	328,329	332,885	337,554	332,885	337,554
2722	CONTRIB FROM P S E OTHER	91,749	94,135	104,522	104,568	104,522	104,568
2723	CONTRIBUTION FROM W C FUN	4,147	4,250	4,250	4,250	4,250	4,250
2724	CONTRIBUT FROM T AND A FU	34,841	19,020	41,720	42,720	41,720	42,720
27 **	CONTRIB & TRANS OTHER ST	20,694,745	24,720,052	31,974,433	32,127,656	26,491,275	27,297,397
2800	SALE & COMP LOSS OF PROP	500					
2801	SALE OF BUILDINGS	25					
2806	SALE OF EQUIPMENT	39,238	11,675	11,800	13,100	11,000	11,000
2821	SALE OF AUTOS	2	22,702	23,002	25,702	23,002	25,702
2830	OTHER SETTLEMENTS	2,720	1,869				
2832	INSURANCE SETTLEMENT OTHE	1,048					
28 **	SALE & COMP LOSS OF PROP	43,533	36,246	34,002	38,802	34,002	36,702
TOTAL	UNDEDICATED REVENUES	254,823,614	281,958,598	310,460,753	333,641,872	319,839,919	345,327,889

DEPARTMENT OF FINANCE AND ADMINISTRATION - B U R E A U O F T H E B U D G E T

PAGE 1-038

RUN DATE: 02/02/75

SCHEDULE OF EXPENDITURES

PART: 2 NEW OR EXPANDED
 FUND: 1 GENERAL
 FORM: C EXPENDITURES

CODE	DESCRIPTION	ACTUAL 74	ESTIMATED 75	DEPT 76	DEPT 77	BUDGET 76	BUDGET 77
3100	PERSONAL SERVICES			8,126,723	8,964,041		
3900	EMPLOYER RETIREMENT COSTS			821,526	920,477		
**	PERSONAL SERVICES			8,948,249	9,884,518		
4000	PROF SERVICE, NOT BY STATE			1,399,471	1,531,487		
4100	PROF SERVICES, BY STATE			344,107	527,718		
4200	TRAVEL EXP IN STATE			487,798	521,352		
4300	TRAVEL EXP OUT STATE			73,985	73,150		
4400	OPERATION STATE VEHICLES			72,425	80,015		
4500	UTILITY SERVICES			44,281	53,136		
4600	RENTS			62,205	63,624		
4700	REPAIRS			14,737	15,685		
4800	INSURANCE			62,472	67,548		
4900	GENERAL OPERATION EXPENSE			388,672	428,832		
5100	FOOD			1,250	1,500		
5200	FUEL				10,000		
5300	OFFICE SUPPLIES			39,861	44,656		
5400	CLOTHING			72,210	28,324		
5600	OTHER SUPPLIES			256,634	266,963		
5800	HIGHWAY MATERIALS			800	850		
6300	GRANTS TO CITIES & TOWNS			1,062,344	997,858		
6400	GRANTS TO PUB & PRIV ORGS			12,424,081	16,264,513		
6600	DIST FED SHARES P A GRANT			20,396,400	22,400,000		
6700	DIST FED SH P A DIRECT EX			2,323,250	2,524,000		
6800	MISC GRANTS TO INDIVIDUAL			80,000	80,000		
6900	PENSIONS			34,500	34,500		
9051	TRANS TO SPEC REV FUND			7,000	7,900		
9053	TRANS WORKING CAPITAL FUN			85,250	41,500		
9054	TRANS TO PUB SERVICE ENTE			259,573	110,782		
**	ALL OTHER			39,993,306	46,175,893		
7100	BUILDINGS & IMPROVEMENTS			10,325	5,000		
7200	EQUIPMENT			1,266,068	131,464		
7300	STRUCTURES & IMPROVEMENTS			22,880	26,680		
7400	EQUIPMENT CONSTRUCTION			500			
**	CAPITAL			1,299,773	163,144		
TOTAL	EXPENDITURES			50,241,328	56,223,555		

DEPARTMENT OF FINANCE AND ADMINISTRATION - B U R E A U O F T H E B U D G E T

PAGE 1-039

RUN DATE: 02/02/75

SCHEDULE OF FUNDING

PART: 2 NEW OR EXPANDED
 FUND: 1 GENERAL
 FORM: 4 FUNDING

CODE	DESCRIPTION	ACTUAL 74	ESTIMATED 75	DEPT 76	DEPT 77	BUDGET 76	BUDGET 77
0011	BAL FWD: NOT ENCUMBERED						
0030	BAL FWD: ENCUMBERED						
0033	APPROP/ALLOC: PERSONAL			8,948,249	9,884,516		
0034	APPROP/ALLOC: ALL OTHER			40,781,847	46,844,434		
0035	APPROP/ALLOC: CAPITAL			1,299,773	163,144		
0044	TRANSFERS WITHIN FUND			-788,091	-668,539		
0053	OTHER AVAILABLE						
0055	BALANCE LAPSED						
0057	BALANCE CARRIED						

RUN DATE: 02/02/75

SCHEDULE OF PERSONNEL

PART: 2 NEW OR EXPANDED
 FUND: 1 GENERAL
 FORM: 8 PERSONNEL

CODE	DESCRIPTION	ACTUAL 74	ESTIMATED 75	DEPT 76	DEPT 77	BUDGET 76	BUDGET 77
	AUTHORIZED POSITIONS			675.1	704.6	26.0	26.0

RUN DATE: 02/02/75

SCHEDULE OF UNDEDICATED REVENUES

PART: 2 NEW OR EXPANDED
 FUND: 1 GENERAL
 FORM: E UNDEDICATED REVENUES

CODE	DESCRIPTION	ACTUAL 74	ESTIMATED 75	DEPT 76	DEPT 77	BUDGET 76	BUDGET 77
2146	RENT OF HOUSES				27,000		
21 **	REV FROM USE OF MONEY&PRO				27,000		
2603	RENT OFFICES ROOMS			7,448	10,507		
2619	APPLIC & EXAM FEES			2,750	2,750		
2631	REGISTRATION FEES			2,670	3,570		
2635	TUITION FEES			278,900	334,700		
2674	SALE OF MEALS			35,392	49,928		
26 **	SERV CHARG FOR CURR SERV			327,160	401,455		
TOTAL	UNDEDICATED REVENUES			327,160	428,455		

DEPARTMENT OF FINANCE AND ADMINISTRATION - B U R E A U O F T H E B U D G E T

PAGE 1-040

RUN DATE: 02/02/75

SCHEDULE OF EXPENDITURES

PART: 3 CAPITAL IMPROVEMENTS
 FUND: 1 GENERAL
 FORM: C EXPENDITURES

CODE	DESCRIPTION	ACTUAL 74	ESTIMATED 75	DEPT 76	DEPT 77	BUDGET 76	BUDGET 77
4000	PROF SERVICE, NOT BY STATE	788	300				
4100	PROF SERVICES, BY STATE	435	435	435	435		
4200	TRAVEL EXP IN STATE	102					
4400	OPERATION STATE VEHICLES	34					
4600	RENTS	2,234					
4700	REPAIRS	409,925	474,857	1,666,595	1,051,465	595,134	595,134
4800	INSURANCE	208					
4900	GENERAL OPERATION EXPENSE	1,546	670				
5600	OTHER SUPPLIES	5,622	3,716	400	400		
5800	HIGHWAY MATERIALS	144					
6400	GRANTS TO PUB & PRIV ORGS	128,446	5,416	2,023,345	9,115		
**	ALL OTHER	549,484	485,394	3,690,775	1,061,415	595,134	595,134
7000	LAND & LAND RIGHTS	96,800	17,250				
7100	BUILDINGS & IMPROVEMENTS		735,000	1,524,600	627,375	167,700	
7300	STRUCTURES & IMPROVEMENTS			150	150		
**	CAPITAL	96,800	752,250	1,524,750	627,525	167,700	
TOTAL	EXPENDITURES	646,284	1,237,644	5,215,525	1,688,940	762,834	595,134

RUN DATE: 02/02/75

SCHEDULE OF FUNDING

PART: 3 CAPITAL IMPROVEMENTS
 FUND: 1 GENERAL
 FORM: M FUNDING

CODE	DESCRIPTION	ACTUAL 74	ESTIMATED 75	DEPT 76	DEPT 77	BUDGET 76	BUDGET 77
0011	BAL FWD: NOT ENCUMBERED	445	1,260,440	84	84	84	84
0030	BAL FWD: ENCUMBERED	2,114	71,108	10,660	10,610	10,660	10,610
0034	APPROP/ALLOC: ALL OTHER			3,718,375	1,688,940	600,000	600,000
0035	APPROP/ALLOC: CAPITAL	860,000		1,523,700		167,700	
0036	APPROP/ALLOC: UNALLOCATED	1,000,000					
0044	TRANSFERS WITHIN FUND	119,050	-83,052	-26,550		-4,866	-4,866
0053	OTHER AVAILABLE						
0055	BALANCE LAPSED	3,777	108	50	50	50	50
0057	BALANCE CARRIED	1,331,548	10,744	10,694	10,644	10,694	10,694

DEPARTMENT OF FINANCE AND ADMINISTRATION - B U R E A U O F T H E B U D G E T

PAGE 1-041

RUN DATE: 02/02/75

SCHEDULE OF EXPENDITURES

PART: 1 CURRENT SERVICES
 FUND: 2 FEDERAL REVENUE SHARING
 FORM: C EXPENDITURES

CODE	DESCRIPTION	ACTUAL 74	ESTIMATED 75	DEPT 76	DEPT 77	BUDGET 76	BUDGET 77
6300	GRANTS TO CITIES & TOWNS	10,717,770	14,619,089				
6400	GRANTS TO PUB & PRIV ORGS	14,834,719		15,500,000	15,500,000	15,500,000	15,500,000
**	ALL OTHER	25,552,489	14,619,089	15,500,000	15,500,000	15,500,000	15,500,000
TOTAL	EXPENDITURES	25,552,489	14,619,089	15,500,000	15,500,000	15,500,000	15,500,000

RUN DATE: 02/02/75

SCHEDULE OF FUNDING

PART: 1 CURRENT SERVICES
 FUND: 2 FEDERAL REVENUE SHARING
 FORM: M FUNDING

CODE	DESCRIPTION	ACTUAL 74	ESTIMATED 75	DEPT 76	DEPT 77	BUDGET 76	BUDGET 77
0011	BAL FWD: NOT ENCUMBERED		14,400				
0016	FED REV: DEDICATED	25,566,889	14,604,689	15,500,000	15,500,000	15,500,000	15,500,000
0034	APPROP/ALLOC: ALL OTHER						
0036	APPROP/ALLOC: UNALLOCATED	25,566,889	14,604,689	15,500,000	15,500,000	15,500,000	15,500,000
0053	OTHER AVAILABLE		14,400				
0057	BALANCE CARRIED	14,400					

RUN DATE: 02/02/75

SCHEDULE OF DEDICATED REVENUES

PART: 1 CURRENT SERVICES
 FUND: 2 FEDERAL REVENUE SHARING
 FORM: D DEDICATED REVENUES

CODE	DESCRIPTION	ACTUAL 74	ESTIMATED 75	DEPT 76	DEPT 77	BUDGET 76	BUDGET 77
2226	FED GRANTS FOR OTHER PURP	25,566,889	14,604,689	15,500,000	15,500,000	15,500,000	15,500,000
22 **	FEDERAL	25,566,889	14,604,689	15,500,000	15,500,000	15,500,000	15,500,000
TOTAL	DEDICATED REVENUES	25,566,889	14,604,689	15,500,000	15,500,000	15,500,000	15,500,000

GENERAL FUND UNAPPROPRIATED SURPLUS

Balance at June 30, 1974		\$ 27,898,834
Additions:		
FY 1975 Budgeted Revenues	281,958,598	
Estimated Excess Revenue	5,352,724	
Estimated Lapsed Balances	<u>6,000,000</u>	
		293,311,322
Deductions:		
FY 1975 Appropriations	300,335,740	
Restoration of Contingent Account	600,000	
Recommended Emergency Appropriations	<u>16,000,000</u>	
		<u>316,935,740</u>
Available at June 30, 1975		<u><u>4,274,416</u></u>
Other Emergency Financing:		
School Construction - Available Bonds		10,602,764

DEPARTMENT OF FINANCE AND ADMINISTRATION - B U R E A U O F T H E B U D G E T

PAGE 1-043

RUN DATE: 02/02/75

SCHEDULE OF EXPENDITURES

PART: 1 CURRENT SERVICES
 FUND: 3 GENERAL-SURPLUS
 FORM: C EXPENDITURES

CODE	DESCRIPTION	ACTUAL 74	ESTIMATED 75	DEPT 76	DEPT 77	BUDGET 76	BUDGET 77
3100	PERSONAL SERVICES	30,513	94,339	25,840	24,999		
3900	EMPLOYER RETIREMENT COSTS	2,100	9,823	2,619	2,617		
**	PERSONAL SERVICES	32,613	104,162	28,459	27,616		
4000	PROF SERVICE, NOT BY STATE	74,206	268,133				
4100	PROF SERVICES, BY STATE	11,585	34,842				
4200	TRAVEL EXP IN STATE	6,166	27,531				
4300	TRAVEL EXP OUT STATE	1,613	2,400				
4400	OPERATION STATE VEHICLES	28	16,000				
4500	UTILITY SERVICES	125	425				
4600	RENTS	27,253	20,200				
4700	REPAIRS	128,530	607				
4800	INSURANCE	57					
4900	GENERAL OPERATION EXPENSE	518,793	211,517				
5100	FOOD		7,000				
5200	FUEL						
5300	OFFICE SUPPLIES	1,320					
5400	CLOTHING	300					
5600	OTHER SUPPLIES	8,105	17,000				
6300	GRANTS TO CITIES & TOWNS	7,907	37,039				
6400	GRANTS TO PUB & PRIV ORGS	676,768	806,960				
6700	DIST FED SH P A DIRECT EX	6,026					
6800	MISC GRANTS TO INDIVIDUAL	1,600					
9054	TRANS TO PUB SERVICE ENTE	638,814					
**	ALL OTHER	2,109,196	1,449,654				
7100	BUILDINGS & IMPROVEMENTS	2,098					
7200	EQUIPMENT	110,511	158,881				
7300	STRUCTURES & IMPROVEMENTS	106	22,900				
**	CAPITAL	112,715	181,781				
TOTAL	EXPENDITURES	2,254,524	1,735,597	28,459	27,616		

DEPARTMENT OF FINANCE AND ADMINISTRATION - B U R E A U O F T H E B U D G E T

PAGE 1-044

RUN DATE: 02/02/75

SCHEDULE OF FUNDING

PART: 1 CURRENT SERVICES
 FUND: 3 GENERAL-SURPLUS
 FORM: M FUNDING

CODE	DESCRIPTION	ACTUAL 74	ESTIMATED 75	DEPT 76	DEPT 77	BUDGET 76	BUDGET 77
0011	BAL FWD: NOT ENCUMBERED	400,870	706,095	45,128	45,128	45,128	45,128
0030	BAL FWD: ENCUMBERED	69,854	214,018				
0033	APPROP/ALLOC: PERSONAL	15,419	35,089	28,459	27,616		
0034	APPROP/ALLOC: ALL OTHER	1,518,391	791,048				
0035	APPROP/ALLOC: CAPITAL	272,900					
0036	APPROP/ALLOC: UNALLOCATED	935,985	5,000				
0044	TRANSFERS WITHIN FUND	16,500					
0053	OTHER AVAILABLE	6,098					
0055	BALANCE LAPSED	19,673	11,325				
0057	BALANCE CARRIED	961,819	45,128	45,128	45,128	45,128	45,128

RUN DATE: 02/02/75

SCHEDULE OF EXPENDITURES

PART: 2 NEW OR EXPANDED
 FUND: 3 GENERAL-SURPLUS
 FORM: C EXPENDITURES

CODE	DESCRIPTION	ACTUAL 74	ESTIMATED 75	DEPT 76	DEPT 77	BUDGET 76	BUDGET 77
3100	PERSONAL SERVICES			43,635	44,185		
3900	EMPLOYER RETIREMENT COSTS			4,486	4,626		
**	PERSONAL SERVICES			48,121	48,811		
4000	PROF SERVICE, NOT BY STATE			2,000	2,000		
4100	PROF SERVICES, BY STATE			15,000	15,000		
4200	TRAVEL EXP IN STATE			7,400	7,400		
4300	TRAVEL EXP OUT STATE			650	650		
4400	OPERATION STATE VEHICLES			150	150		
4500	UTILITY SERVICES			700	700		
4800	INSURANCE			275	275		
4900	GENERAL OPERATION EXPENSE			6,500	6,500		
5300	OFFICE SUPPLIES			800	800		
5600	OTHER SUPPLIES			150	150		
6300	GRANTS TO CITIES & TOWNS			40,000	40,000		
**	ALL OTHER			73,625	73,625		
7200	EQUIPMENT			1,850			
**	CAPITAL			1,850			
TOTAL	EXPENDITURES			123,596	122,436		

DEPARTMENT OF FINANCE AND ADMINISTRATION - B U R E A U O F T H E B U D G E T

PAGE 1-045

RUN DATE: 02/02/75

SCHEDULE OF FUNDING

PART: 2 NEW OR EXPANDED
FUND: 3 GENERAL-SURPLUS
FORM: M FUNDING

CODE	DESCRIPTION	ACTUAL 74	ESTIMATED 75	DEPT 76	DEPT 77	BUDGET 76	BUDGET 77
0033	APPROP/ALLOC: PERSONAL			48,121	48,811		
0034	APPROP/ALLOC: ALL OTHER			73,625	73,625		
0035	APPROP/ALLOC: CAPITAL			1,850			

RUN DATE: 02/02/75

SCHEDULE OF PERSONNEL

PART: 2 NEW OR EXPANDED
FUND: 3 GENERAL-SURPLUS
FORM: B PERSONNEL

CODE	DESCRIPTION	ACTUAL 74	ESTIMATED 75	DEPT 76	DEPT 77	BUDGET 76	BUDGET 77
	AUTHORIZED POSITIONS			3.5	3.5		

DEPARTMENT OF FINANCE AND ADMINISTRATION - B U R E A U O F T H E B U D G E T

PAGE 1-046

RUN DATE: 02/02/75

SCHEDULE OF EXPENDITURES

PART: 3 CAPITAL IMPROVEMENTS
 FUND: 3 GENERAL-SURPLUS
 FORM: C EXPENDITURES

CODE	DESCRIPTION	ACTUAL 74	ESTIMATED 75	DEPT 76	DEPT 77	BUDGET 76	BUDGET 77
3100	PERSONAL SERVICES	7,882					
3900	EMPLOYER RETIREMENT COSTS	285					
**	PERSONAL SERVICES	8,167					
4000	PROF SERVICE, NOT BY STATE	70,597	19,753				
4100	PROF SERVICES, BY STATE	1,507					
4200	TRAVEL EXP IN STATE	1,263					
4300	TRAVEL EXP OUT STATE	125					
4400	OPERATION STATE VEHICLES	254					
4500	UTILITY SERVICES	332					
4600	RENTS	1,533					
4700	REPAIRS	183,158	492,022	26,550		4,866	4,866
4800	INSURANCE	119					
4900	GENERAL OPERATION EXPENSE	1,531	300				
5200	FUEL	388					
5400	CLOTHING	551					
5600	OTHER SUPPLIES	10,620	1,000				
5800	HIGHWAY MATERIALS	2,732					
6300	GRANTS TO CITIES & TOWNS	50,214	1,774,658	1,722,375			
6400	GRANTS TO PUB & PRIV ORGS	857,500	4,565,024	13,937,000		290,000	180,000
**	ALL OTHER	1,182,424	6,852,757	15,685,925		294,866	184,866
7000	LAND & LAND RIGHTS	750,800	244,590	1,321,600			
7100	BUILDINGS & IMPROVEMENTS	1,260,082	12,653,095	14,909,130	34,400	277,950	463,200
7200	EQUIPMENT	131,674	73,159	23,000		4,500	46,500
7231	GARAGE SHOP CONSTR EQUIP	250					
7300	STRUCTURES & IMPROVEMENTS	142,232	1,440,466	2,256,000	41,300		
7400	EQUIPMENT CONSTRUCTION	10,322	26,178				
**	CAPITAL	2,295,360	14,437,488	18,509,730	75,700	282,450	509,700
TOTAL	EXPENDITURES	3,485,951	21,290,245	34,195,655	75,700	577,316	694,566

DEPARTMENT OF FINANCE AND ADMINISTRATION - B U R E A U O F T H E B U D G E T

PAGE 1-047

RUN DATE: 02/02/75

SCHEDULE OF FUNDING

PART: 3 CAPITAL IMPROVEMENTS
 FUND: 3 GENERAL-SURPLUS
 FORM: M FUNDING

CODE	DESCRIPTION	ACTUAL 74	ESTIMATED 75	DEPT 76	DEPT 77	BUDGET 76	BUDGET 77
0011	BAL FWD: NOT ENCUMBERED	1,685,416	27,276,776	8,828,254		8,828,254	8,828,254
0030	BAL FWD: ENCUMBERED	375,173	2,523,291	35,000	8,659,400	35,000	35,000
0033	APPROP/ALLOC: PERSONAL						
0034	APPROP/ALLOC: ALL OTHER	1,067,000		1,959,000		290,000	180,000
0035	APPROP/ALLOC: CAPITAL	20,431,900		29,106,475	2,500	282,450	509,700
0036	APPROP/ALLOC: UNALLOCATED	1,425,900		2,900,000			
0044	TRANSFERS WITHIN FUND	454,900	12,991	26,550			
0053	OTHER AVAILABLE	8,196,501	343,057			4,866	4,866
0055	BALANCE LAPSED	7,965	2,616	224			
0057	BALANCE CARRIED	30,143,124	8,863,254	8,659,400	8,586,200	8,863,254	8,863,254

DEPARTMENT OF FINANCE AND ADMINISTRATION - B U R E A U O F T H E B U D G E T

PAGE 1-048

RUN DATE: 02/02/75

SCHEDULE OF EXPENDITURES

PART: 1 CURRENT SERVICES
FUND: 4 SPECIAL REVENUE
FORM: C EXPENDITURES

CODE	DESCRIPTION	ACTUAL 74	ESTIMATED 75	DEPT 76	DEPT 77	BUDGET 76	BUDGET 77
3100	PERSONAL SERVICES	25,692,132	31,562,704	30,653,377	31,024,154	29,984,927	30,328,312
3110	REGULAR SALARIES & WAGES						
3900	EMPLOYER RETIREMENT COSTS	2,213,615	3,011,380	3,125,804	3,214,014	3,090,680	3,177,567
**	PERSONAL SERVICES	27,905,747	34,574,084	33,779,181	34,238,168	33,075,607	33,505,879
4000	PROF. SERVICE, NOT BY STATE	4,620,435	6,220,443	4,579,562	4,701,626	4,207,209	4,080,606
4100	PROF. SERVICES, BY STATE	673,235	1,082,381	959,548	1,053,016	775,499	834,644
4200	TRAVEL EXP IN STATE	1,387,145	1,976,342	1,939,523	2,088,421	1,794,823	1,780,586
4300	TRAVEL EXP OUT STATE	292,136	381,070	329,695	354,862	284,740	280,255
4400	OPERATION STATE VEHICLES	433,580	565,616	544,617	619,033	512,453	510,615
4500	UTILITY SERVICES	697,107	792,021	784,890	826,767	722,329	721,363
4600	RENTS	1,154,813	1,367,196	1,291,608	1,352,069	1,215,127	1,209,607
4700	REPAIRS	487,229	348,336	315,653	335,665	288,025	289,010
4800	INSURANCE	255,391	300,483	285,038	302,300	266,703	267,085
4900	GENERAL OPERATION EXPENSE	2,498,918	2,627,445	2,421,129	2,503,098	2,153,746	2,126,355
5100	FOOD	151,067	118,675	154,522	153,860	153,372	137,586
5200	FUEL	68,179	93,368	73,632	81,065	72,140	72,640
5300	OFFICE SUPPLIES	417,739	540,170	568,375	609,714	519,022	521,624
5400	CLOTHING	87,425	128,393	124,093	131,027	120,984	121,234
5600	OTHER SUPPLIES	951,769	1,265,213	1,049,103	1,115,932	884,078	887,217
5800	HIGHWAY MATERIALS	388	308	300	300	300	300
6000	GRANTS TO FEDERAL GOVT	130,625	10,000	210,000	210,000	10,000	10,000
6100	GRANTS TO COUNTIES	1,070	600	800	800	200,800	200,800
6300	GRANTS TO CITIES & TOWNS	15,353,763	16,407,916	13,503,153	14,246,588	13,899,344	14,742,779
6400	GRANTS TO PUB & PRIV ORGS	25,435,566	42,546,190	42,323,319	44,832,308	39,231,408	39,247,968
6600	DIST FED SHARES P A GRANT	34,326,021	33,669,598	37,495,378	40,883,888	37,340,657	37,308,813
6700	DIST FED SH P A DIRECT EX	30,132,555	35,509,710	50,848,288	59,379,094	42,401,435	42,693,677
6800	MISC GRANTS TO INDIVIDUAL	13,384,571	15,346,293	20,274,700	22,596,800	17,882,587	17,882,587
6900	PENSIONS	32,942	51,545	54,400	56,200	35,900	35,900
8100	DEBT RETIREMENT	-54					
9050	TRANSFER TO GENERAL FUND	200,254	190,893	176,395	178,920	176,395	178,920
9051	TRANS TO SPEC REV FUND	73,604	2,764,085	2,831,860	2,861,150	2,773,260	2,774,100
9052	TRANS TO HIGHWAY FUND	180,961					
9055	TRANS TO TRUST FUNDS	18,365					
**	ALL OTHER	133,446,799	164,304,290	183,139,581	201,474,503	167,923,056	168,916,191
7000	LAND & LAND RIGHTS	128,715	278,721	111,133	95,083	111,133	95,083
7100	BUILDINGS & IMPROVEMENTS	121,455	430,101	189,700	151,870	56,000	20,670
7200	EQUIPMENT	1,239,526	1,986,343	1,061,399	809,392	672,903	642,352
7300	STRUCTURES & IMPROVEMENTS	275,028	437,378	259,328	140,569	228,552	117,349
7400	EQUIPMENT CONSTRUCTION	6,925		15,000	15,000		
**	CAPITAL	1,771,649	3,132,543	1,636,560	1,211,914	1,068,588	875,454
TOTAL	EXPENDITURES	163,124,195	202,010,917	218,555,322	236,924,585	202,067,251	203,297,524

DEPARTMENT OF FINANCE AND ADMINISTRATION - B U R E A U O F T H E B U D G E T

PAGE 1-049

RUN DATE: 02/02/75

SCHEDULE OF UNDEDICATED REVENUES

PART: 1 CURRENT SERVICES
FUND: 4 SPECIAL REVENUE
FORM: E UNDEDICATED REVENUES

CODE	DESCRIPTION	ACTUAL 74	ESTIMATED 75	DEPT 76	DEPT 77	BUDGET 76	BUDGET 77
1245	APPRENTICE CINEMATOGRAPH	40	40	40	40	40	40
12 **	AMUSEMENTS TAX	40	40	40	40	40	40
1428	LIC LIGHTNING ROD MFG AGT	30	30	30	30	30	30
14 **	OTHER TAX SPEC BUSINESS	30	30	30	30	30	30
TOTAL UNDEDICATED REVENUES		70	70	70	70	70	70

RUN DATE: 02/02/75

SCHEDULE OF FUNDING

PART: 1 CURRENT SERVICES
FUND: 4 SPECIAL REVENUE
FORM: M FUNDING

CODE	DESCRIPTION	ACTUAL 74	ESTIMATED 75	DEPT 76	DEPT 77	BUDGET 76	BUDGET 77
0011	BAL FWD: NOT ENCUMBERED	14,399,559	11,823,796	8,333,642	7,096,214	8,440,298	11,899,585
0016	FED REV: DEDICATED	137,227,524	167,736,724	187,919,475	205,304,073	176,416,280	179,407,627
0020	OTH REV: DEDICATED	25,298,881	27,359,620	28,232,636	29,059,590	27,859,976	28,704,390
0028	OTHER ELIGIBLE	-526	20,860	29,383	24,726	29,383	24,726
0030	BAL FWD: ENCUMBERED	1,268,426	3,235,755	336,242	280,636	291,418	234,166
0033	APPROP/ALLOC: PERSONAL	135,605	161,816	6,856,535	6,904,651	29,247,539	29,725,186
0034	APPROP/ALLOC: ALL OTHER	115,035	431,363	40,736,383	43,923,316	166,402,954	167,423,907
0035	APPROP/ALLOC: CAPITAL	2,084	3,000	401,720	309,244	563,325	467,339
0036	APPROP/ALLOC: UNALLOCATED	5,027,364	5,033,876	165,678,961	180,344,300	8,287,695	8,301,697
0044	TRANSFERS WITHIN FUND	-5,205	-4,572	-33,910	-67,095	1,163,715	1,161,932
0053	OTHER AVAILABLE	170,524,736	201,522,216	10,665,758	9,908,045	8,099,085	13,495,824
0055	BALANCE LAPSED	4,916	360,041			38,281	36,261
0057	BALANCE CARRIED	15,059,550	8,812,739	7,520,434	6,059,073	12,125,751	18,054,235

RUN DATE: 02/02/75

SCHEDULE OF PERSONNEL

PART: 1 CURRENT SERVICES
FUND: 4 SPECIAL REVENUE
FORM: B PERSONNEL

CODE	DESCRIPTION	ACTUAL 74	ESTIMATED 75	DEPT 76	DEPT 77	BUDGET 76	BUDGET 77
	AUTHORIZED POSITIONS	2,933.5	3,066.0	2,939.8	2,941.8	2,869.2	2,865.7

DEPARTMENT OF FINANCE AND ADMINISTRATION - B U R E A U O F T H E B U D G E T

PAGE 1-050

RUN DATE: 02/02/75

SCHEDULE OF DEDICATED REVENUES

PART: 1 CURRENT SERVICES
FUND: 4 SPECIAL REVENUE
FORM: D DEDICATED REVENUES

CODE	DESCRIPTION	ACTUAL 74	ESTIMATED 75	DEPT 76	DEPT 77	BUDGET 76	BUDGET 77
0321	TAX INT COMB ENGINE FUEL	569,813	645,835	646,335	646,335	646,335	646,335
03 **	GASOLINE TAX	569,813	645,835	646,335	646,335	646,335	646,335
0401	INDIV STATE INCOME TAX	3,255,452	3,445,084	4,016,000	4,660,000	4,016,000	4,660,000
0415	CORPORATE INCOME TAX	623,010	1,108,000	1,320,000	1,320,000	1,192,000	1,192,000
04 **	INCOME TAX	3,878,462	4,633,084	5,336,000	5,980,000	5,208,000	5,852,000
0611	MILK COMM FEES 1 CENT CWT	69,409	69,400	86,750	86,750	86,750	86,750
0612	MILK COMM FEES ADD 2 CENT	104,045	104,100	104,100	104,100	104,100	104,100
0613	MILK TAX	287,298	205,000	273,600	262,656	273,600	262,656
0621	SALES TAX	9,789,495	10,868,394	11,600,000	12,480,000	12,341,000	13,421,000
06 **	OTHER SELECTIVE SALES TAX	10,250,247	11,326,894	12,064,450	12,933,506	12,805,450	13,874,506
0901	TAX INS COMPANIES	210,140	201,505	250,000	140,000	250,000	140,000
0906	FIRE PREV AND INVESTIGATI	466,776	557,411	498,411	513,500	498,411	513,500
09 **	INSURANCE COMPANIES	676,916	758,916	748,411	653,500	748,411	653,500
1027	SEMI ANNUAL ASSESSMENT	162,442	174,000	221,000	240,000	221,000	240,000
1029	FEE ORGANIZING NEW BANKS	7,900	8,000	8,400	8,600	8,400	8,600
1030	TAX SALE NEGOTIABLE INSTR	1,419	1,500	1,600	1,600	1,600	1,600
10 **	BANKS STOCK TAX	171,761	183,500	231,000	250,200	231,000	250,200
1241	CINEMATOGRAPH FEE	1,000	1,080	1,100	1,100	1,100	1,100
1246	CINEMATOGRAPH OPERATOR FE	1,225	1,279	1,300	1,300	1,300	1,300
12 **	AMUSEMENTS TAX	2,225	2,359	2,400	2,400	2,400	2,400
1301	COMM PARI MUTUELS HARNESS	59,955	58,915	59,000	59,000	59,000	59,000
1302	COMM PARI MUTUELS STIPEND	226,686	200,000	200,000	200,000	200,000	200,000
1305	COMMISSION ON PARI MUTUEL	227,091	230,000	230,500	230,500	230,500	230,500
13 **	BETTING TAXES	513,732	488,915	489,500	489,500	489,500	489,500
1400	OTHER TAX SPEC BUSINESS	85,325	322,191	316,000	316,000	316,000	316,000
1404	SARDINE PACKERS LICENSE	850	850	850	850	850	85
1405	REGIS COMM FERTILIZERS LI	18,379	18,000	18,000	18,000	18,000	18,000
1406	REG OF FEEDING STUFFS	46,125	40,000	40,000	40,000	40,000	40,000
1410	FOOD INSPECTION PERMITS	13,454	15,000	16,000	17,000	16,000	17,000
1411	USER LIC BLU WHIT RED TR	226	400	400	400	400	400
1413	MAINE MILK COMM LICENSES	179	110	105	100	105	100
1419	BLUEBERRY TAX	60,804	50,000	50,000	50,000	50,000	50,000
1426	BROKERS LICENSE	210	120	150	150	150	150
1427	LICENSE TO BROKERS	49,935	35,280	16,000	18,000	16,000	18,000
1429	OIL BURNERMENS LICENSE	37,375	37,725	38,075	38,775	38,075	38,775
1430	OILBURNERMAN LICENSE JOUR	9,495	10,410	9,495	9,495	9,495	9,495
1431	LICENSE FEE SALESMEN	23,590	20,710	20,500	20,400	20,500	20,400
1436	RENEWAL BROKERS LIC	57,820	113,375	75,000	81,000	75,000	81,000
1437	RENEW SALESMEN LICENSE FE	8,450	17,870	9,000	9,400	9,000	9,400

DEPARTMENT OF FINANCE AND ADMINISTRATION - B U R E A U O F T H E B U D G E T

PAGE 1-051

RUN DATE: 02/02/75

SCHEDULE OF DEDICATED REVENUES

PART: 1 CURRENT SERVICES
 FUND: 4 SPECIAL REVENUE
 FORM: D DEDICATED REVENUES

CODE	DESCRIPTION	ACTUAL 74	ESTIMATED 75	DEPT 76	DEPT 77	BUDGET 76	BUDGET 77
1438	EXAM LICENSE FEE	14,515	61,800	64,529	58,995	64,529	58,995
1439	ENDORSEMENT FEE	61,234	29,139	35,842	40,396	35,842	40,396
1440	HOSPITAL LICENSES	16,090	17,000	17,000	17,000	17,000	17,000
1446	ELECTRICIANS MASTER LICENS	49,840	48,775	50,000	52,000	50,000	52,000
1448	LICENSE FEES	18,034	20,000	23,400	25,400	23,400	25,400
1450	ELEC JOURNEYMANS LICENSE	15,098	16,140	15,100	15,200	15,100	15,200
1451	ELEC APPREN LICENSE	967	620	967	967	967	967
1452	LOBSTER CRAB FISH LICENSE	56,363	45,000	45,000	45,000	45,000	45,000
1453	ELEC HELPERS LICENSE	4,105	1,910	4,200	4,250	4,200	4,250
1454	MECHANICAL RIDES LICENSE	645	645	645	645	645	645
1457	RENEWAL LICENSE FEE	53,778	54,500	68,220	79,010	68,220	79,010
1459	NURSE REINSTATE LIC FEE	4,524	3,175	4,873	5,525	4,873	5,525
1460	QUAHOG TAX	2	100	50	50	50	50
1461	CULTIVATION QUAHOGS CLAMS	1,832	597	2,000	2,000	2,000	2,000
1462	RES INTERSTATE SHELLFISH	4,595	1,990	4,500	4,500	4,500	4,500
1464	MARINE WORM DIGGERS LICEN	14,795	12,000	13,000	13,000	13,000	13,000
1466	BARBERS LICENSE FEE	32,064	34,182	33,500	33,000	33,500	33,000
1468	TREE SURGEONS LICENSES	1,511	1,000	1,300	1,300	1,300	1,300
1471	CIRCUS SHOW LICENSES	5,250	5,500	5,500	5,500	5,500	5,500
1472	BOAT REGISTRATION TRANSF	1,080	1,000	1,000	1,000	1,000	1,000
1473	LIC PROPHYLAC RUBBER GOOD	382	52	200	200		
1474	LIC ROADSIDE EAT LODGE HOU	119,596	124,280	120,000	120,000	120,000	120,000
1477	PLUMBERS LICENSE	41,048	49,420	41,000	41,000	41,000	41,000
1478	COMMERCIAL SHELLFISH LICE	16,897	7,164	3,325	3,325	3,325	3,325
1479	AMENDMENT OF CERTIFICATE	75	45	75	75	75	75
1480	REGISTRATION OF BOATS OV	260,071	125,000	150,000	200,000	150,000	200,000
1481	REGISTRATION OF BOATS	2,604					
1482	MOTORBOAT OPERATORS LIC	302	300	300	300	300	300
1483	APPLICATION FOR ORIG CERT	250	90	250	250	250	250
1484	RENEWAL OF CERTIFICATES	645	600	610	610	610	610
1486	MARINE WORM DEALERS LICEN	1,056	800	500	500	500	500
1488	DUPLICATE LICENSES	646	599	525	525	525	525
1490	ROADSIDE MENAGERIE	450	600	450	450	450	450
1496	BOAT DEALERS LICENSE	1,653	1,500	1,200	1,500	1,200	1,500
1497	HAIRDRESSERS LICENSE FEE	81,426	81,700	82,000	82,500	82,000	82,500
1498	LICENSE FEES PROF ENGIN	1,503	1,700	1,800	1,900	1,800	1,900
1499	LICENSE FEE RENEW PROF EN	6,381	6,750	11,750	12,500	11,750	12,500
14 **	OTHER TAX SPEC BUSINESS	1,303,524	1,437,714	1,414,186	1,489,943	1,413,986	1,488,978
1507	FEES TEMP DEALERS PLATES	2,795	3,810	3,900	3,900	3,900	3,900
1511	DUP CERTIFICATE	101	180	200	200	200	200
1533	FEE TRANSFER MOT VEH PLAT	1,969	3,565	3,615	3,615	3,615	3,615
1575	SNOWMOBILE REGISTRATION	254,262	279,000	279,200	279,200	279,200	279,200
1576	SNOWMOBILE DEALERS REGIS	16,198	20,100	20,100	20,100	20,100	20,100
15 **	M.V. DRIVERS LICENSES	275,325	306,655	307,015	307,015	307,015	307,015

RUN DATE: 02/02/75

SCHEDULE OF DEDICATED REVENUES

PART: 1 CURRENT SERVICES
 FUND: 4 SPECIAL REVENUE
 FORM: 0 DEDICATED REVENUES

CODE	DESCRIPTION	ACTUAL 74	ESTIMATED 75	DEPT 76	DEPT 77	BUDGET 76	BUDGET 77
1704	PHEASANT STAMP	17,052	15,000				
1705	RESIDENT DEER TRANS LICEN	400	400	400	400	400	400
1706	TRANSPORT TAGS FISH AND D	13					
1708	NON RES BIRD HUNTING LIC	40,032	36,000	40,000	40,000	40,000	40,000
1710	RES SERVICEMANS FISH LICE	6,686	6,000	6,000	6,000	6,000	6,000
1711	FALCONERY LICENSE	12					
1728	RES GUIDE LIC REPLACEMENT	3,076	3,000	3,000	3,000	3,000	3,000
1736	RES TRAP LIC STATEWIDE	21,850	20,000	20,000	20,000	20,000	20,000
1737	RES TRAP LIC ORGANIZED	4,335	3,000	4,000	4,000	4,000	4,000
1738	RES TRAP LIC EXCHANGED	45		50	50	50	50
1739	NON RES TRAP LIC	600	800	600	600	600	600
1740	PHEASANT BREEDERS LICENSE	520	500	500	500	500	500
1741	PHEASANT WING BANDS	20					
1742	RES TAXIDERMIST LICENSES	185	200	185	185	185	185
1744	CAMP PROPRIETORS LICENSE	30	600				
1745	GAME & FUR FARM LICENSE	160	100	150	150	150	150
1746	STATE FUR BUYERS LICENSE	875	800	800	800	800	800
1747	NON RES FUR BUYERS LIC	150	100	100	100	100	100
1748	STATE DEALERS DEER SKIN L	2,450	2,400	2,400	2,400	2,400	2,400
1749	LIVE BAIT DEALERS LIC	3,660	3,400	3,500	3,500	3,500	3,500
1750	RESIDENT SR HUNT LICENSE	20,083	18,000	19,000	19,000	19,000	19,000
1751	RES COMBINATION LICENSE	647,700	600,000	650,000	650,000	650,000	650,000
1752	RES HUNTING LICENSE	479,130	470,000	480,000	480,000	480,000	480,000
1753	RES FISHING LICENSE	537,510	560,000	540,000	540,000	540,000	540,000
1754	RESIDENT ARCHERY LICENSE	10,530	6,500	8,500	8,500	8,500	8,500
1755	NON RES BIRD LICENSES JR	2,496	2,100	2,200	2,200	2,200	2,200
1756	EEL PERMITS	700	500	500	500	500	500
1757	NON RES DEER LICENSES	1,510,038	1,470,000	1,518,000	1,518,000	1,518,000	1,518,000
1758	NON RESIDENT ARCHERY LICE	2,730	2,600	2,600	2,600	2,600	2,600
1760	LICENSE TO SELL INLAND FI	630	300	500	500	500	500
1761	DUPLICATE LICENSE FEES	912	1,000	850	850	850	850
1762	BEAVER STAMPING FEES	13,053	11,000	10,000	10,000	10,000	10,000
1763	FISHER STAMPING FEES	2,195	2,000	1,500	1,500	1,500	1,500
1764	DOG TRAINING AREA LICENSE	60		40	40	40	40
1765	NON RES 1 DAY FISH LICENS	214,676	210,000	220,000	220,000	220,000	220,000
1766	NON RESIDENT SEAS FISH LI	232,260	250,000	240,000	240,000	240,000	240,000
1767	NON RESIDENT 15 DAY FISH	117,507	115,000	110,000	110,000	110,000	110,000
1768	NON RES EXCHANGE FISH LIC	3,480	2,000	2,500	2,500	2,500	2,500
1769	NON RES 3 DAY FISHING LIC	137,028	145,000	146,000	146,000	146,000	146,000
1770	BOYS GIRLS CAMP FISH LICE	1,625	1,000	1,500	1,500	1,500	1,500
1771	NON RES FISHING LICENSE J	23,878	24,000	24,000	24,000	24,000	24,000
1772	CAMP TRIP LEADER PERMIT	2,580	1,500	2,000	2,000	2,000	2,000
1774	COMM SHOOTING AREA LIC	100		100	100	100	100
1775	LIC TO HUNT COMM SH AREA	105		100	100	100	100
1778	RESIDENT GUIDE LICENSE	29,825	25,000	25,000	25,000	25,000	25,000
1781	NON RES GUIDE LICENSE	3,200	2,500	2,500	2,500	2,500	2,500

RUN DATE: 02/02/75

SCHEDULE OF DEDICATED REVENUES

PART: 1 CURRENT SERVICES
 FUND: 4 SPECIAL REVENUE
 FORM: 0 DEDICATED REVENUES

CODE	DESCRIPTION	ACTUAL 74	ESTIMATED 75	DEPT 76	DEPT 77	BUDGET 76	BUDGET 77
1790	RESIDENT SALMON STAMP	450	600	600	600	600	600
1791	NON-RESIDENT SALMON STAMP	265	315	300	300	300	300
17 **	HUNTING & FISHING LICENSE	4,096,897	4,013,215	4,089,975	4,089,975	4,089,975	4,089,975
1901	POTATO TAX	254,373	315,000	319,900	313,200	319,900	313,200
1902	SARDINE DEVELOPMENT TAX	232,806	242,000	265,000	300,000	265,000	300,000
1906	PERMIT INSTALL PLUMBING	93,228	117,750	100,000	100,000	100,000	100,000
1909	WEIGHTS AND MEASURES FEES	35,035	25,000	30,000	30,000	30,000	30,000
1918	PROSPECT PERMITS	55	50	50	50	50	50
1919	RECORDING CLAIMS	660	650	650	650	650	650
1920	LICENSE TO MINE	550	600	600	600	600	600
1921	CERT OF REGIS AND INSPECT	125	6,521	6,500	6,500	6,500	6,500
1926	INSPECTION MECHANIC'S CET		1,215	1,200	1,200	1,200	1,200
1927	EXPLOSIVE OR FLAM PERMIT		4,475	4,500	4,500	4,500	4,500
1940	FERTILIZER TAX	11,080	12,000	12,000	12,000	12,000	12,000
1942	MARINE WORM TAX	33,445	32,000	32,000	32,000	32,000	32,000
1945	FROZEN DAIRY PRODUCTS LIC	2,254	1,290	1,290	1,290	1,290	1,290
1948	ROYALTY PAYMENTS	12,000	12,000	12,000	12,000	12,000	12,000
1967	OILBURNERMAN LICENSE APPR	1,115	1,180	1,115	1,115	1,115	1,115
1973	BROKERS LICENSE	1,072	1,880	1,950	1,950	1,950	1,950
19 **	OTHER TAXES	677,798	773,611	788,755	817,055	788,755	817,055
2000	FINES FORFEITS & PENALTIS	13,925	8,000	15,000	12,000	15,000	12,000
2001	FINES	271,984	161,400	181,700	181,700	181,700	181,700
20 **	FINES FORFEITS & PENALTIS	285,909	169,400	196,700	193,700	196,700	193,700
2200	FEDERAL		559,053	294,708	295,108	294,708	295,108
2206	FED GRANTS FOR PUB HEALTH	2,792,969	3,329,638	3,557,852	3,567,280	3,555,380	3,562,796
2211	FED GRANTS ASSISTANCE REL	69,423,046	68,655,748	91,797,400	104,719,700	86,747,177	87,034,277
2216	FED GRANTS FOR UNEMP COMP	5,166,691	5,893,099	5,643,638	5,798,358	5,643,638	5,798,358
2221	FED GRANTS EDUCATION	23,632,052	23,614,566	23,076,839	25,372,630	23,076,339	25,372,130
2222	TRANS REFUND FED GRANTS	-449,221	-473,284	-509,788	-509,788	-509,288	-509,288
2223	FEDERAL FUNDS TRANSFERRED	-3,205,593	2,764,049	3,028,043	3,118,618	3,028,043	3,118,618
2224	FED GRANTS SAFETY PROG	219,948	215,085	191,500	191,500	191,500	191,500
2225	FED GRANTS TRANSFER	-488,371	-865,784	-865,784	-865,784	-865,784	-865,784
2226	FED GRANTS FOR OTHER PURP	38,729,104	62,282,444	59,847,181	61,750,409	53,403,681	53,550,870
2228	FED GRANTS FISHERIES RESE	348,403	585,571	488,800	488,800	488,800	488,800
2296	SERV FEES FEDERAL GOVERN	793,925	888,524	1,130,155	1,138,397	1,130,155	1,138,397
22 **	FEDERAL	136,962,953	167,448,709	187,680,544	205,065,228	176,184,349	179,175,782
2326	CO GRANTS OTHER PURPOSES	1,600					
2397	SERV FEES COUNTIES	26,109	25,000	25,000	25,000	25,000	25,000
23 **	COUNTY	27,709	25,000	25,000	25,000	25,000	25,000
2406	CITY TN GRANTS PUB HEALTH	1,455	1,500	1,500	1,500	1,500	1,500
2411	CITY TN GRANTS ASSIST RELI	1,314,015	2,840,635	2,970,085	3,081,408	2,165,085	2,194,408

DEPARTMENT OF FINANCE AND ADMINISTRATION - B U R E A U O F T H E B U D G E T

PAGE 1-054

RUN DATE: 02/02/75

SCHEDULE OF DEDICATED REVENUES

PART: 1 CURRENT SERVICES FUND: 4 SPECIAL REVENUE FORM: D DEDICATED REVENUES		ACTUAL 74	ESTIMATED 75	DEPT 76	DEPT 77	BUDGET 76	BUDGET 77
CODE	DESCRIPTION						
2451	OTHER REV FROM CTYS TWNS	16,312	1,000				
2461	PRO RATA SHARE OF ADMIN C	12					
2498	SERV & FEES CHGD CTYS TWN	147,172	195,182	191,000	191,000	191,000	191,000
24 **	CITIES & TOWNS	1,478,966	3,038,317	3,162,585	3,273,908	2,357,585	2,386,908
2523	ADJUSTMENT OF FED FUNDS	343					
2524	PUBLIC ASSISTANCE RECOVER	882,074	840,000	840,000	840,000	840,000	840,000
2526	PRIV CONTR FOR OTHER PURP	521,817	212,786	87,080	41,980	87,080	41,980
2543	O A S I PAYMENTS	83,705					
25 **	PRIVATE SOURCES	1,487,939	1,052,786	927,080	881,980	927,080	881,980
2600	SERV CHARG FOR CURR SERV	52,443	15,965	45,000	35,000	45,000	35,000
2601	RENT OF LANDS	1,022					
2602	RENT OF BLDGS	8,442	7,000	6,500	6,500	6,500	6,500
2603	RENT OFFICES ROOMS	3,333	3,500	4,000	4,000	4,000	4,000
2604	USE OF CONCESSIONS	8,671	4,000	4,000	4,000	4,000	4,000
2610	RECREATIONAL USE OF PARKS	72,442	84,400	106,200	106,200	106,200	106,200
2615	EXAMINATION OF PLANS	570	780	780	780	780	780
2616	MISC RENTS & LEASES	50,245	13,100	38,100	38,100	38,100	38,100
2617	AUDITING SERVICES RENDERE		1,100	1,000	1,000	1,000	1,000
2619	APPLIC & EXAM FEES	249,738	302,377	338,800	382,719	338,800	382,719
2620	DUPLICATE FEES	60	100	90	103	90	103
2621	INSPECTION SERVICES	1,229,470	1,289,975	1,514,791	1,530,260	1,514,791	1,530,260
2622	LAB SERVICES RENDERED	105,888	127,510	133,700	134,610	133,700	134,610
2624	REEXAM FEES	1,269	1,850	2,450	2,850	2,450	2,850
2625	HOSP SERV RENDERED AUGUST	893,207	387,120	387,120	387,120	387,120	387,120
2626	MARKETING SERVICES RENDOR	363	500	500	500	500	500
2628	HOSP SERVICE RENDERED BAN	1,291,437	532,245	532,245	532,245	532,245	532,245
2629	HOSP SERV RENDERED PINELA	499,316	580,635	580,635	580,635	580,635	580,635
2631	REGISTRATION FEES	225,985	245,728	285,618	305,851	286,158	305,851
2635	TUITION FEES	124,837	235,812	220,300	225,400	220,300	225,400
2636	WITNESS FEES	11,181	236	1,299	1,299	1,299	1,299
2637	MISC SERVICES & FEES	78,257	52,897	60,602	60,803	60,602	60,803
2638	IDENT CARD FEES	31					
2639	SARDINE ASSESSMENT	76,143					
2640	EXHIBIT FEES	1,185					
2642	CERTIFIED DOCUMENT FEES	21,913	20,500	20,750	21,000	20,750	21,000
2644	TESTING SCHOOL WATER	3,395					
2645	EMPLOYEE MAINTENANCE	112					
2647	TESTING FEES	36,231	53,800	45,500	48,000	45,500	48,000
2649	FEES MOTOR VEHICLE RACEW	300	285	300	300	300	300
2653	SALE OF HIDES AND CARCASS	1,471	400	500	500	500	500
2656	SALE OF PLANS AND SPECIFA	81					
2657	SALE OF MAPS	2,667	3,000	2,500	2,500	2,500	2,500
2658	SALE OF BOOKS	145,477	139,533	154,300	167,330	154,300	167,330
2659	SALE OF CLOTHING	118					

DEPARTMENT OF FINANCE AND ADMINISTRATION - B U R E A U O F T H E B U D G E T

PAGE 1-055

RUN DATE: 02/02/75

SCHEDULE OF DEDICATED REVENUES

PART: 1 CURRENT SERVICES
 FUND: 4 SPECIAL REVENUE
 FORM: 0 DEDICATED REVENUES

CODE	DESCRIPTION	ACTUAL 74	ESTIMATED 75	DEPT 76	DEPT 77	BUDGET 76	BUDGET 77
2663	SALE OF SUPPLIES	8,749	16,600	35,220	29,110	35,220	29,110
2664	SALE FARM PRODUCTS	24					
2666	SALE FOREST PRODUCTS	20,399	33,090	37,590	38,590	37,590	38,590
2667	SALE INDUSTRIAL PRODUCTS	30,556	35,000	50,000	60,000	50,000	60,000
2674	SALE OF MEALS	11,019	16,370	73,072	65,286	73,072	65,286
2675	SALE TIMBER GRAVEL GRASS	1,484					
2676	SALE OF LODGING AND MEALS	4,674	4,674				
2681	OVERPAYMENTS TO BE REFUND	-2,251					
2685	MISC SALES INC SCRAP	7,214	11,630	14,500	14,500	14,500	14,500
2686	MISC RECEIPTS	41,395	22,824	29,679	29,650	29,679	29,650
2691	SERV AND FEES CHG OTHER D	238,698	167,085	269,873	271,560	269,873	271,560
2692	NAT POTATO PROM RECEIPTS	4,026	7,200	7,900	8,100	7,900	8,100
26 **	SERV CHARG FOR CURR SERV	5,563,287	4,418,821	5,005,414	5,096,401	5,005,954	5,096,401
2716	CONTRIBUT FROM GENL FUNDS	370,925	10,850	11,546	11,546	11,546	11,546
2717	CONTRIBUTION FROM HWY FUN	18,059	14,000	14,000	14,000	14,000	14,000
2719	CONTRIBUTION FROM SPEC RE	43,707	1,150,000	750,000	750,000	750,000	750,000
2720	CONTRIBUTION FROM BOND FU	200,000	400,000	100,000		100,000	
2723	CONTRIBUTION FROM W C FUN	55,448	42,531	68,083	68,018	68,083	68,018
2724	CONTRIBUT FROM T AND A FU	780,233	656,185	608,791	605,198	608,791	605,198
27 **	CONTRIB & TRANS OTHER ST	1,468,372	2,273,566	1,552,420	1,448,762	1,552,420	1,448,762
2800	SALE & COMP LOSS OF PROP	3,026					
2806	SALE OF EQUIPMENT	124,912	22,500	111,300	116,200	111,300	116,200
2816	SALE OF STUMPAGE	50,025	1,000	1,000	1,000	1,000	1,000
2821	SALE OF AUTOS	700					
2830	OTHER SETTLEMENTS	6,253					
2831	SETTLEMENT OF FIRE LOSSES	4,460					
2832	INSURANCE SETTLEMENT OTH	9,416		4,000	4,000	4,000	4,000
2865	SALE & COMP LOSS OF PROP	32	34				
28 **	SALE & COMP LOSS OF PROP	198,824	23,534	116,300	121,200	116,300	121,200
2926	TRANS TO GENL LEDG ACCT		6,000	6,600		6,600	
2953	ADJUSTMENT OF BALANCE FWD	26,887					
29 **	NON-REV RCPTS & CREDITS	26,887	6,000	6,600		6,600	
TOTAL	DEDICATED REVENUES	169,917,546	203,026,831	224,790,670	243,765,608	213,102,815	217,801,197

DEPARTMENT OF FINANCE AND ADMINISTRATION - B U R E A U O F T H E B U D G E T

PAGE 1-056

RUN DATE: 02/02/75

SCHEDULE OF EXPENDITURES

PART: 2 NEW OR EXPANDED
 FUND: 4 SPECIAL REVENUE
 FORM: C EXPENDITURES

CODE	DESCRIPTION	ACTUAL 74	ESTIMATED 75	DEPT 76	DEPT 77	BUDGET 76	BUDGET 77
3100	PERSONAL SERVICES			2,088,263	2,280,859		
3900	EMPLOYER RETIREMENT COSTS			228,923	253,269		
**	PERSONAL SERVICES			2,317,186	2,534,128		
4000	PROF SERVICE, NOT BY STATE			25,438	34,570		
4100	PROF SERVICES, BY STATE			39,975	52,575		
4200	TRAVEL EXP IN STATE			97,484	104,257		
4300	TRAVEL EXP OUT STATE			5,271	6,872		
4400	OPERATION STATE VEHICLES			45,525	48,746		
4500	UTILITY SERVICES			14,729	16,449		
4600	RENTS			12,080	12,880		
4700	REPAIRS			16,847	16,868		
4800	INSURANCE			15,228	17,922		
4900	GENERAL OPERATION EXPENSE			77,226	80,236		
5100	FOOD			1,330	1,677		
5200	FUEL			13,300	16,000		
5300	OFFICE SUPPLIES			12,523	15,140		
5400	CLOTHING			3,200	4,080		
5600	OTHER SUPPLIES			36,200	30,447		
5800	HIGHWAY MATERIALS			600	650		
6400	GRANTS TO PUB & PRIV ORGS			1,268,100	1,394,412		
6600	DIST FED SHARES P A GRANT			47,625,000	52,307,000		
6700	DIST FED SH P A DIRECT EX			1,032,500	1,136,000		
**	ALL OTHER			50,342,556	55,296,709		
7100	BUILDINGS & IMPROVEMENTS			15,000	15,000		
7200	EQUIPMENT			271,663	182,198		
7300	STRUCTURES & IMPROVEMENTS				10,000		
**	CAPITAL			286,663	207,198		
TOTAL	EXPENDITURES			52,946,405	58,038,035		

RUN DATE: 02/02/75

SCHEDULE OF PERSONNEL

PART: 2 NEW OR EXPANDED
 FUND: 4 SPECIAL REVENUE
 FORM: B PERSONNEL

CODE	DESCRIPTION	ACTUAL 74	ESTIMATED 75	DEPT 76	DEPT 77	BUDGET 76	BUDGET 77
	AUTHORIZED POSITIONS			203.0	218.0	5.0	5.0

DEPARTMENT OF FINANCE AND ADMINISTRATION - B U R E A U O F T H E B U D G E T

PAGE 1-057

RUN DATE: 02/02/75

SCHEDULE OF FUNDING

PART: 2 NEW OR EXPANDED
 FUND: 4 SPECIAL REVENUE
 FORM: M FUNDING

CODE	DESCRIPTION	ACTUAL 74	ESTIMATED 75	DEPT 76	DEPT 77	BUDGET 76	BUDGET 77
0011	BAL FWD: NOT ENCUMBERED				33,976		
0016	FED REV: DEDICATED			51,469,420	56,417,010		
0020	OTH REV: DEDICATED			460,055	547,670		
0028	OTHER ELIGIBLE			55,595	52,884		
0033	APPROP/ALLOC: PERSONAL			2,266,253	2,473,597		
0034	APPROP/ALLOC: ALL OTHER			50,337,076	55,291,229		
0035	APPROP/ALLOC: CAPITAL			276,751	206,147		
0036	APPROP/ALLOC: UNALLOCATED			44,934	38,588		
0044	TRANSFERS WITHIN FUND			26,340	33,858		
0053	OTHER AVAILABLE			29,161	33,504		
0057	BALANCE CARRIED			34,110	38,888		

RUN DATE: 02/02/75

SCHEDULE OF DEDICATED REVENUES

PART: 2 NEW OR EXPANDED
 FUND: 4 SPECIAL REVENUE
 FORM: D DEDICATED REVENUES

CODE	DESCRIPTION	ACTUAL 74	ESTIMATED 75	DEPT 76	DEPT 77	BUDGET 76	BUDGET 77
1427	LICENSE TO BROKERS			20,000	20,000		
1431	LICENSE FEE SALESMEN			500	1,500		
14 **	OTHER TAX SPEC BUSINESS			20,500	21,500		
2221	FED GRANTS EDUCATION			73,182	92,847		
2226	FED GRANTS FOR OTHER PURP			51,396,238	56,324,163		
22 **	FEDERAL			51,469,420	56,417,010		
2438	SERVICES OUTSIDE AGENCIES			45,000	47,850		
24 **	CITIES & TOWNS			45,000	47,850		
2619	APPLIC & EXAM FEES			329,555	438,320		
26 **	SERV CHARG FOR CURR SERV			329,555	438,320		
2716	CONTRIBUT FROM GENL FUNDS			25,000			
27 **	CONTRIB & TRANS OTHER ST			25,000			
TOTAL	DEDICATED REVENUES			51,889,475	56,924,680		

DEPARTMENT OF FINANCE AND ADMINISTRATION - B U R E A U O F T H E B U D G E T

PAGE 1-058

RUN DATE: 02/02/75

SCHEDULE OF EXPENDITURES

PART: 3 CAPITAL IMPROVEMENTS
 FUND: 4 SPECIAL REVENUE
 FORM: C EXPENDITURES

CODE	DESCRIPTION	ACTUAL 74	ESTIMATED 75	DEPT 76	DEPT 77	BUDGET 76	BUDGET 77
3100	PERSONAL SERVICES	238	17,881	27,810	38,215		
3900	EMPLOYER RETIREMENT COSTS	131	2,119	3,360	4,501		
**	PERSONAL SERVICES	369	20,000	31,170	42,716		
4000	PROF SERVICE,NOT BY STATE	17,823	10,000	45,000	55,000		
4200	TRAVEL EXP IN STATE	1,903		3,000	6,000		
4500	UTILITY SERVICES	138					
4600	RENTS	912					
4700	REPAIRS	57,927					
4800	INSURANCE	76					
4900	GENERAL OPERATION EXPENSE	63					
5300	OFFICE SUPPLIES			250	250		
5400	CLOTHING			250	250		
5600	OTHER SUPPLIES	549					
5800	HIGHWAY MATERIALS	252					
**	ALL OTHER	79,643	10,000	48,500	61,500		
7000	LAND & LAND RIGHTS	25,013	220,987	419,330	644,784		
7100	BUILDINGS & IMPROVEMENTS	27,198	437,023	36,000	36,000	36,000	36,000
7200	EQUIPMENT	71,786	35,140	1,000	1,000		
7300	STRUCTURES & IMPROVEMENTS	622	8,401	570,700	6,480	570,700	6,480
**	CAPITAL	124,619	701,551	1,027,030	688,264	606,700	42,480
TOTAL	EXPENDITURES	204,631	731,551	1,106,700	792,480	606,700	42,480

RUN DATE: 02/02/75

SCHEDULE OF FUNDING

PART: 3 CAPITAL IMPROVEMENTS
 FUND: 4 SPECIAL REVENUE
 FORM: M FUNDING

CODE	DESCRIPTION	ACTUAL 74	ESTIMATED 75	DEPT 76	DEPT 77	BUDGET 76	BUDGET 77
0011	BAL FWD: NOT ENCUMBERED	492,981	433,824	39,429	33,029	39,429	33,029
0016	FED REV: DEDICATED	71,245	1,440	561,700		561,700	
0020	OTH REV: DEDICATED	28,832	2,600	2,600	2,600	2,600	2,600
0028	OTHER ELIGIBLE		250,000	500,000	750,000		
0030	BAL FWD: ENCUMBERED	55,504	60,107				
0035	APPROP/ALLOC: CAPITAL			12,880	6,480	570,700	6,480
0036	APPROP/ALLOC: UNALLOCATED			1,061,700	750,000		
0044	TRANSFERS WITHIN FUND	50,000	23,009	36,000	36,000	36,000	36,000
0053	OTHER AVAILABLE	593,058	687,864	29,149	29,149	33,029	29,149
0057	BALANCE CARRIED	493,931	39,429	33,029	29,149	33,029	29,149

DEPARTMENT OF FINANCE AND ADMINISTRATION - B U R E A U O F T H E B U D G E T

PAGE 1-059

RUN DATE: 02/02/75

SCHEDULE OF PERSONNEL

PART: 3 CAPITAL IMPROVEMENTS
 FUND: 4 SPECIAL REVENUE
 FORM: B PERSONNEL

CODE	DESCRIPTION	ACTUAL 74	ESTIMATED 75	DEPT 76	DEPT 77	BUDGET 76	BUDGET 77
	AUTHORIZED POSITIONS						

RUN DATE: 02/02/75

SCHEDULE OF DEDICATED REVENUES

PART: 3 CAPITAL IMPROVEMENTS
 FUND: 4 SPECIAL REVENUE
 FORM: D DEDICATED REVENUES

CODE	DESCRIPTION	ACTUAL 74	ESTIMATED 75	DEPT 76	DEPT 77	BUDGET 76	BUDGET 77
2226	FED GRANTS FOR OTHER PURP	15,259		561,700		561,700	
22 **	FEDERAL	15,259		561,700		561,700	
2664	SALE FARM PRODUCTS	2,682	2,600	2,500	2,500	2,500	2,500
2671	SALE GREASE TALLOW			50	50	50	50
2685	MISC SALES INC SCRAP			50	50	50	50
26 **	SERV CHARG FOR CURR SERV	2,682	2,600	2,600	2,600	2,600	2,600
2723	CONTRIBUTION FROM W C FUN	26,000					
27 **	CONTRIB & TRANS OTHER ST	26,000					
2832	INSURANCE SETTLEMENT OTHE	150					
28 **	SALE & COMP LOSS OF PROP	150					
TOTAL	DEDICATED REVENUES	44,091	2,600	564,300	2,600	564,300	2,600

DEPARTMENT OF FINANCE AND ADMINISTRATION - B U R E A U O F T H E B U D G E T

PAGE 1-060

RUN DATE: 02/02/75

SCHEDULE OF EXPENDITURES

PART: 1 CURRENT SERVICES
FUND: 5 HIGHWAY
FORM: C EXPENDITURES

CODE	DESCRIPTION	ACTUAL 74	ESTIMATED 75	DEPT 76	DEPT 77	BUDGET 76	BUDGET 77
3100	PERSONAL SERVICES	29,708,032	34,107,103	37,788,304	38,210,234	34,950,990	35,382,963
3900	EMPLOYER RETIREMENT COSTS	3,275,260	3,961,463	4,591,720	4,699,920	4,300,139	4,403,904
**	PERSONAL SERVICES	32,983,292	38,068,566	42,380,024	42,910,154	39,251,129	39,786,867
4000	PROF SERVICE, NOT BY STATE	991,381	1,792,068	1,361,878	1,382,748	1,346,748	1,231,348
4100	PROF SERVICES, BY STATE	400,554	788,571	1,016,838	1,088,028	883,583	998,546
4200	TRAVEL EXP IN STATE	1,370,968	1,634,639	1,591,599	1,671,180	1,544,090	1,605,217
4300	TRAVEL EXP OUT STATE	51,900	53,553	58,155	60,004	42,630	42,387
4400	OPERATION STATE VEHICLES	538,255	584,478	675,400	675,560	580,722	580,722
4500	UTILITY SERVICES	631,085	679,313	1,014,555	1,331,485	685,594	689,979
4600	RENTS	10,638,079	11,119,867	12,530,838	13,384,718	12,251,060	12,855,737
4700	REPAIRS	101,147	124,675	130,747	123,747	104,465	103,253
4800	INSURANCE	326,782	329,656	387,202	402,683	377,732	387,005
4900	GENERAL OPERATION EXPENSE	567,938	498,759	578,239	578,154	518,046	507,031
5100	FOOD	470					
5200	FUEL	44,848	65,629	68,900	65,000	57,200	55,900
5300	OFFICE SUPPLIES	302,774	305,573	363,597	341,135	307,818	286,730
5400	CLOTHING	68,197	190,325	140,350	151,115	136,512	141,312
5600	OTHER SUPPLIES	490,159	358,112	532,452	543,452	320,717	327,817
5800	HIGHWAY MATERIALS	9,892,135	11,446,806	6,590,175	7,061,863	6,541,175	7,013,063
6100	GRANTS TO COUNTIES	109,199	150,000	150,000	150,000	150,000	150,000
6300	GRANTS TO CITIES & TOWNS	4,179,101	6,990,000	5,378,000	5,457,087	4,225,000	4,225,000
6400	GRANTS TO PUB & PRIV ORGS	3,427	35,000				
6700	DIST FED SH P A DIRECT EX	1,251					
6800	MISC GRANTS TO INDIVIDUAL	37,462	15,000				
6900	PENSIONS	531,165	569,591	631,232	621,775	631,232	621,775
8000	INTEREST	2,870,509	3,633,725	3,431,413	3,858,458	3,431,413	3,858,458
8100	DEBT RETIREMENT	5,225,000	5,440,000	4,790,000	5,180,000	4,790,000	5,180,000
9050	TRANSFER TO GENERAL FUND	257,005	473,228	336,973	337,605	336,973	337,605
9051	TRANS TO SPEC REV FUND	-130,753					
9052	TRANS TO HIGHWAY FUND	366,806					
9055	TRANS TO TRUST FUNDS	131,713	960				
**	ALL OTHER	39,998,557	47,279,528	41,758,543	44,465,797	39,262,710	41,198,885
7000	LAND & LAND RIGHTS	1,088,804	3,025,000	3,044,500	3,042,000	3,044,500	3,042,000
7100	BUILDINGS & IMPROVEMENTS	66,577	51,937	62,100	50,000	62,100	50,000
7200	EQUIPMENT	729,858	757,195	770,553	615,670	753,804	666,715
7300	STRUCTURES & IMPROVEMENTS	31,941,704	26,463,500	52,116,432	51,783,539	52,006,432	51,683,539
7400	EQUIPMENT CONSTRUCTION	7,380					
**	CAPITAL	33,834,323	30,297,632	55,993,585	55,491,209	55,866,836	55,442,254
TOTAL	EXPENDITURES	106,816,172	115,645,726	140,132,152	142,867,160	134,380,675	136,428,006

DEPARTMENT OF FINANCE AND ADMINISTRATION - B U R E A U O F T H E B U D G E T

PAGE 1-061

RUN DATE: 02/02/75

SCHEDULE OF FUNDING

PART: 1 CURRENT SERVICES
 FUND: 5 HIGHWAY
 FORM: M FUNDING

CODE	DESCRIPTION	ACTUAL 74	ESTIMATED 75	DEPT 76	DEPT 77	BUDGET 76	BUDGET 77
0011	BAL FWD: NOT ENCUMBERED	24,460,826	20,961,076	11,611,634	11,116,435	11,611,634	9,748,555
0016	FED REV: DEDICATED	28,067,168	28,941,693	43,026,100	35,060,000	43,026,100	35,060,000
0020	OTH REV: DEDICATED	7,161,205	5,641,772	6,398,725	6,401,047	4,318,260	4,347,600
0028	OTHER ELIGIBLE	67,079,154	68,865,564	90,800,561	93,275,645	83,788,893	86,092,626
0030	BAL FWD: ENCUMBERED	13,302,928	14,462,253	13,099,949	13,410,752	13,099,950	13,389,808
0033	APPROP/ALLOC: PERSONAL	4,710,422	4,731,593	6,270,172	6,184,493	9,175,183	9,149,012
0034	APPROP/ALLOC: ALL OTHER	1,505,733	1,753,118	2,334,335	2,291,414	13,267,898	14,448,473
0035	APPROP/ALLOC: CAPITAL	593,442	456,046	578,944	545,035	714,709	651,935
0036	APPROP/ALLOC: UNALLOCATED	61,063,659	62,734,040	84,011,568	86,524,830	62,245,597	63,613,528
0044	TRANSFERS WITHIN FUND		-69,979	8,687	7,915	1,972,200	1,961,307
0053	OTHER AVAILABLE	59,199,243	56,585,348	58,548,848	58,222,759	57,069,843	55,325,278
0055	BALANCE LAPSED	979,757	247,111	200,000	200,000	200,000	200,000
0057	BALANCE CARRIED	35,423,329	24,711,584	24,527,188	24,133,779	23,338,363	22,264,492

RUN DATE: 02/02/75

SCHEDULE OF PERSONNEL

PART: 1 CURRENT SERVICES
 FUND: 5 HIGHWAY
 FORM: U PERSONNEL

CODE	DESCRIPTION	ACTUAL 74	ESTIMATED 75	DEPT 76	DEPT 77	BUDGET 76	BUDGET 77
	AUTHORIZED POSITIONS	1,056.0	1,099.0	1,079.0	1,072.0	1,078.0	1,071.0

DEPARTMENT OF FINANCE AND ADMINISTRATION - B U R E A U O F T H E B U D G E T

PAGE 1-062

RUN DATE: 02/02/75

SCHEDULE OF UNDEDICATED REVENUES

PART: 1 CURRENT SERVICES
 FUND: 5 HIGHWAY
 FORM: E UNDEDICATED REVENUES

CODE	DESCRIPTION	ACTUAL 74	ESTIMATED 75	DEPT 76	DEPT 77	BUDGET 76	BUDGET 77
0186	EXCISE TAX NON RES M V	5,055	5,000	5,000	5,000	5,000	5,000
01 **	PROPERTY TAXES	5,055	5,000	5,000	5,000	5,000	5,000
0311	USE FUEL TAX	3,785,948	3,350,000	4,000,000	4,000,000	4,000,000	4,000,000
0312	REFUNDS USE FUEL TAX	-31,606	-55,000	-30,000	-30,000	-30,000	-30,000
0321	TAX INT COMB ENGINE FUEL	46,373,087	49,630,000	44,425,000	44,425,000	46,100,000	46,100,000
0322	GAS TAX REFUNDS	-576,811	-780,000	-545,000	-545,000	-545,000	-545,000
0323	MOTOR CARRIER	30,708	35,000	30,000	30,000	30,000	30,000
0324	MOTOR CARRIER TAX REFUNDS	-10,388	-15,000	-10,000	-10,000	-10,000	-10,000
0326	USE FUEL TAX PENALTY AND I	19,792	5,000	20,000	20,000	20,000	20,000
0327	GAS TAX PENALTIES AND INT	2,696					
0328	MOTOR CARRIER PEN & INT	127					
0333	GASOLINE SHRINKAGE	-173,432	-170,000	-165,000	-165,000	-165,000	-165,000
03 **	GASOLINE TAX	49,420,121	52,000,000	47,725,000	47,725,000	49,400,000	49,400,000
1495	LIC PERMITS OUTDOOR ADVER	39,449	30,000	40,000	40,000	40,000	40,000
14 **	OTHER TAX SPEC BUSINESS	39,449	30,000	40,000	40,000	40,000	40,000
1501	REGISTRATION MOTOR VEHICL	17,882,738	14,394,650	15,250,000	15,000,000	15,250,000	15,000,000
1502	AUTO DRIVERS LICENSES	1,552,830	1,500,000	1,550,000	1,550,000	1,550,000	1,550,000
1503	LICENSE RESTORATION FEES	100,130	80,000	100,000	100,000	100,000	100,000
1504	TITLE LAW		136,050	150,000	175,000	150,000	175,000
1505	INITAL PLATE FEES	89,905	53,000	91,000	92,000	91,000	92,000
1507	FEES TEMP DEALERS PLATES	65,508	70,000	67,000	67,000	67,000	67,000
1508	RES NUMBER FEES	5,411	1,000	250	250	250	250
1509	DUP AUTO PLATES	15,427	6,000	10,000	12,000	10,000	12,000
1510	DUPLICATE TABS	2,018	2,500	4,000	4,000	4,000	4,000
1511	DUP CERTIFICATE	33,524	30,000	34,000	34,000	34,000	34,000
1512	REGISTRATION INCREASE	55,489	560,000	50,000	50,000	50,000	50,000
1531	FEE CERTIFICATE PERMITS	237	300	225	225	225	225
1532	TRANSPORTER PERMITS	4,390	2,000	2,500	2,500	2,500	2,500
1533	FEE TRANSFER MOT VEH PLAT	295,927	290,000	295,000	295,000	295,000	295,000
1541	MOTOR VEH REFUNDS	-61					
15 **	M.V. DRIVERS LICENSES	20,103,473	17,125,500	17,603,975	17,381,975	17,603,975	17,381,975
1922	M V INSPECTION STICKERS	202,657	238,468	250,680	250,680	250,680	250,680
1923	M V INSPECT STA LICENSES	3,815	3,342	3,342	3,342	3,342	3,342
1924	DRIVER EDUCA COMMER LICEN	1,060	650	1,100	1,100	1,100	1,100
1925	DRIVERS EDUCA INSTR LICEN	1,385	900	1,400	1,400	1,400	1,400
1926	INSPECTION MECHANICS CET	556	569	775	775	775	775
1931	PERMIT TO OPEN HWYS	116,731	135,000	120,000	120,000	120,000	120,000
1932	PERMITS TO USE HIGHWAYS C	162,027	140,000	140,000	140,000	140,000	140,000
19 **	OTHER TAXES	488,231	518,929	517,297	517,297	517,297	517,297
2001	FINES	5,002	2,000	3,000	3,000	3,000	3,000
2002	FINES OVERLOADS	234,996	105,000	200,000	200,000	200,000	200,000
20 **	FINES FORFEITS & PENALTIS	239,998	107,000	203,000	203,000	203,000	203,000

DEPARTMENT OF FINANCE AND ADMINISTRATION - B U R E A U O F T H E B U D G E T

PAGE 1-063

RUN DATE: 02/02/75

SCHEDULE OF UNDEDICATED REVENUES

PART: 1 CURRENT SERVICES
FUND: 5 HIGHWAY
FORM: E UNDEDICATED REVENUES

CODE	DESCRIPTION	ACTUAL 74	ESTIMATED 75	DEPT 76	DEPT 77	BUDGET 76	BUDGET 77
2106	INT ON BONDS	2,156,372	585,000	1,294,000	1,294,000	1,294,000	1,294,000
21 **	REV FROM USE OF MONEY&PRO	2,156,372	585,000	1,294,000	1,294,000	1,294,000	1,294,000
2637	MISC SERVICES & FEES	5,810	4,000	6,000	6,000	6,000	6,000
2691	SERV AND FEES CHG OTHER D		3,000	3,000	3,000	3,000	3,000
26 **	SERV CHARG FOR CURR SERV	5,810	7,000	9,000	9,000	9,000	9,000
TOTAL	UNDEDICATED REVENUES	72,458,509	70,378,429	67,397,272	67,175,272	69,072,272	68,850,272

DEPARTMENT OF FINANCE AND ADMINISTRATION - B U R E A U O F T H E B U D G E T

PAGE 1-064

RUN DATE: 02/02/75

SCHEDULE OF DEDICATED REVENUES

PART: 1 CURRENT SERVICES
 FUND: 5 HIGHWAY
 FORM: D DEDICATED REVENUES

CODE	DESCRIPTION	ACTUAL 74	ESTIMATED 75	DEPT 76	DEPT 77	BUDGET 76	BUDGET 77
1247	BEANO LICENSES	20,979	24,840	27,043	26,632	26,300	25,900
1248	GAMES OF CHANCE	15,524	15,070	21,038	16,815	17,010	16,750
12 **	AMUSEMENTS TAX	36,503	39,910	48,081	43,447	43,310	42,650
1506	OPERATORS EXAM FEES	210,914	195,000	215,000	220,000	215,000	220,000
1515	DRIVER REHAB COURSE		190,000	200,000	200,000	200,000	200,000
1532	TRANSPORTER PERMITS	590,708	470,140	520,000	545,000	520,000	545,000
1595	SPECIAL LEGISLATIVE PLATE	18					
15 **	M.V. DRIVERS LICENSES	801,640	855,140	935,000	965,000	935,000	965,000
2001	FINES	27,158	22,000	29,000	29,000	29,000	29,000
20 **	FINES FORFEITS & PENALTIS	27,158	22,000	29,000	29,000	29,000	29,000
2201	FED GRANTS HWYS BRIDGES	25,169,155	28,479,500	42,976,100	42,995,600	42,976,100	42,995,600
2224	FED GRANTS SAFETY PROG	1,004,293	462,193	50,000	55,000	50,000	55,000
2225	FED GRANTS TRANSFER	-327,477					
2226	FED GRANTS FOR OTHER PURP	2,205,551					
2227	FED GRANTS EMERGENCY RELI	64					
2296	SERV FEES FEDERAL GOVERN	15,582					
22 **	FEDERAL	28,067,168	28,941,693	43,026,100	43,050,600	43,026,100	43,050,600
2401	CITY TWN & CO GRANTS RECEI	1,522,239	1,052,500	1,432,500	1,432,500	1,432,500	1,432,500
2402	CITY TOWN GRANTS DEDUCTED	495,095	850,000	600,000	600,000	600,000	600,000
2438	SERVICES OUTSIDE AGENCIES	1,255,256	235,000	236,000	236,000	236,000	236,000
2441	HWY SERVICES OUTSIDE AGEN	4,131	10,000	10,000	10,000	10,000	10,000
2498	SERV & FEES CHGD CTYS TWN	614,025	550,000	550,000	550,000	550,000	550,000
24 **	CITIES & TOWNS	3,890,746	2,697,500	2,828,500	2,828,500	2,828,500	2,828,500
2526	PRIV CONTR FOR OTHER PURP	15,887	12,500	12,500	12,500	12,500	12,500
25 **	PRIVATE SOURCES	15,887	12,500	12,500	12,500	12,500	12,500
2602	RENT OF BLDGS	799	1,000	1,000	1,000	1,000	1,000
2604	USE OF CONCESSIONS	517					
2616	MISC RENTS & LEASES	2,351	500	500	500	500	500
2636	WITNESS FEES	956	950	950	950	950	950
2637	MISC SERVICES & FEES	292,105	90,372	276,900	276,900	276,900	276,900
2656	SALE OF PLANS AND SPECIFA	7,065	7,500	7,500	7,500	7,500	7,500
2657	SALE OF MAPS	7,871	1,500	5,000	5,000	5,000	5,000
2685	MISC SALES INC SCRAP	130,559	100,500	120,000	120,000	120,000	120,000
2686	MISC RECEIPTS	375					
2689	CASH OVER OR SHORT	-1,087					
2691	SERV AND FEES CHG OTHER D	50,314	30,000	53,000	53,000	53,000	53,000
26 **	SERV CHARG FOR CURR SERV	491,025	232,322	464,850	464,850	464,850	464,850
2716	CONTRIBUT FROM GENL FUNDS	1,664,395	30,974	26,004	25,000	25,000	25,000
2719	CONTRIBUTION FROM SPEC RE	182,890	156,106	9,030			
27 **	CONTRIB & TRANS OTHER ST	1,847,285	187,080	35,034	25,000	25,000	25,000

DEPARTMENT OF FINANCE AND ADMINISTRATION - B U R E A U O F T H E B U D G E T

PAGE 1-065

RUN DATE: 02/02/75

SCHEDULE OF DEDICATED REVENUES

PART: 1 CURRENT SERVICES
FUND: 5 HIGHWAY
FORM: D DEDICATED REVENUES

CODE	DESCRIPTION	ACTUAL 74	ESTIMATED 75	DEPT 76	DEPT 77	BUDGET 76	BUDGET 77
2800	SALE & COMP LOSS OF PROP	100					
2801	SALE OF BUILDINGS	3					
2806	SALE OF EQUIPMENT	668	206	203	203	203	203
2830	OTHER SETTLEMENTS	90					
2831	SETTLEMENT OF FIRE LOSSES	350					
2832	INSURANCE SETTLEMENT OTHE	49,037	4,794	4,897	4,897	4,897	4,897
2857	SALE & COMP LOSS OF PROP	24					
28 **	SALE & COMP LOSS OF PROP	50,272	5,000	5,100	5,100	5,100	5,100
TOTAL	DEDICATED REVENUES	35,228,484	32,993,145	47,384,165	47,423,997	47,369,360	47,423,200

RUN DATE: 02/02/75

SCHEDULE OF EXPENDITURES

PART: 2 NEW OR EXPANDED
FUND: 5 HIGHWAY
FORM: C EXPENDITURES

CODE	DESCRIPTION	ACTUAL 74	ESTIMATED 75	DEPT 76	DEPT 77	BUDGET 76	BUDGET 77
3100	PERSONAL SERVICES			1,700,479	1,798,891		
3900	EMPLOYER RETIREMENT COSTS			353,160	371,805		
**	PERSONAL SERVICES			2,061,639	2,170,696		
4000	PROF SERVICE, NOT BY STATE			42,538	90,179		
4100	PROF SERVICES, BY STATE			1,500	3,180		
4200	TRAVEL EXP IN STATE			110,436	153,376		
4400	OPERATION STATE VEHICLES			177,932	192,612		
4500	UTILITY SERVICES			61,825	76,904		
4600	RENTS			154,360	154,360		
4700	REPAIRS			3,000	3,120		
4800	INSURANCE			27,136	28,178		
4900	GENERAL OPERATION EXPENSE			21,580	24,102		
5300	OFFICE SUPPLIES			10,700	12,302		
5400	CLOTHING			70,822	74,250		
5600	OTHER SUPPLIES			7,730	16,000		
**	ALL OTHER			689,559	828,643		
7200	EQUIPMENT			741,902	16,045		
**	CAPITAL			741,902	16,045		
TOTAL	EXPENDITURES			3,493,100	3,015,384		

DEPARTMENT OF FINANCE AND ADMINISTRATION - B U R E A U O F T H E B U D G E T

PAGE 1-066

RUN DATE: 02/02/75

SCHEDULE OF FUNDING

PART: 2 NEW OR EXPANDED
FUND: 5 HIGHWAY
FORM: M FUNDING

CODE	DESCRIPTION	ACTUAL 74	ESTIMATED 75	DEPT 76	DEPT 77	BUDGET 76	BUDGET 77
0020	OTH REV: DEDICATED			9,558	14,818		
0028	OTHER ELIGIBLE			2,689,331	2,326,013		
0033	APPROP/ALLOC: PERSONAL			9,558	14,818		
0036	APPROP/ALLOC: UNALLOCATED			2,689,331	2,326,013		
0044	TRANSFERS WITHIN FUND			794,211	674,553		

RUN DATE: 02/02/75

SCHEDULE OF PERSONNEL

PART: 2 NEW OR EXPANDED
FUND: 5 HIGHWAY
FORM: B PERSONNEL

CODE	DESCRIPTION	ACTUAL 74	ESTIMATED 75	DEPT 76	DEPT 77	BUDGET 76	BUDGET 77
	AUTHORIZED POSITIONS			191.0	191.0		

RUN DATE: 02/02/75

SCHEDULE OF DEDICATED REVENUES

PART: 2 NEW OR EXPANDED
FUND: 5 HIGHWAY
FORM: D DEDICATED REVENUES

CODE	DESCRIPTION	ACTUAL 74	ESTIMATED 75	DEPT 76	DEPT 77	BUDGET 76	BUDGET 77
1501	REGISTRATION MOTOR VEHICL			9,558	14,818		
1502	AUTO DRIVERS LICENSES			111,245	111,713		
1506	OPERATORS EXAM FEES			168,447	170,480		
1515	DRIVER REHAB COURSE			45,362	38,206		
15 **	M.V. DRIVERSI LICENSES			334,612	335,217		
TOTAL DEDICATED REVENUES				334,612	335,217		

DEPARTMENT OF FINANCE AND ADMINISTRATION - B U R E A U O F T H E B U D G E T

PAGE 1-067

RUN DATE: 02/02/75

SCHEDULE OF EXPENDITURES

PART: 1 CURRENT SERVICES
FUND: 6 GENERAL-BONDS
FORM: C EXPENDITURES

CODE	DESCRIPTION	ACTUAL 74	ESTIMATED 75	DEPT 76	DEPT 77	BUDGET 76	BUDGET 77
6300	GRANTS TO CITIES & TOWNS	4,789,197	4,925,000	4,072,000		4,072,000	
6400	GRANTS TO PUB & PRIV ORGS	12,106,853	14,150,893	1,799,178		1,799,178	
9051	TRANS TO SPEC REV FUND	200,000	400,000	100,000		100,000	
**	ALL OTHER	17,176,050	19,475,893	5,971,178		5,971,178	
TOTAL	EXPENDITURES	17,176,050	19,475,893	5,971,178		5,971,178	

RUN DATE: 02/02/75

SCHEDULE OF FUNDING

PART: 1 CURRENT SERVICES
FUND: 6 GENERAL-BONDS
FORM: M FUNDING

CODE	DESCRIPTION	ACTUAL 74	ESTIMATED 75	DEPT 76	DEPT 77	BUDGET 76	BUDGET 77
0011	BAL FWD: NOT ENCUMBERED	16,572,371	12,947,071	2,871,178		2,871,178	
0016	FED REV: DEDICATED	5,850,750					
0020	OTHER ELIGIBLE	7,700,800	9,400,000	3,100,000		3,100,000	
0034	APPROP/ALLOC: ALL OTHER			5,871,178		5,971,178	
0053	OTHER AVAILABLE	30,123,121	22,347,071	100,000			
0057	BALANCE CARRIED	12,947,071	2,871,178				

RUN DATE: 02/02/75

SCHEDULE OF DEDICATED REVENUES

PART: 1 CURRENT SERVICES
FUND: 6 GENERAL-BONDS
FORM: D DEDICATED REVENUES

CODE	DESCRIPTION	ACTUAL 74	ESTIMATED 75	DEPT 76	DEPT 77	BUDGET 76	BUDGET 77
2226	FED GRANTS FOR OTHER PURP	5,850,750					
22	** FEDERAL	5,850,750					
TOTAL	DEDICATED REVENUES	5,850,750					

RUN DATE: 02/02/75

SCHEDULE OF EXPENDITURES

PART: 3 CAPITAL IMPROVEMENTS
 FUND: 6 GENERAL-BONDS
 FORM: C EXPENDITURES

CODE	DESCRIPTION	ACTUAL 74	ESTIMATED 75	DEPT 76	DEPT 77	BUDGET 76	BUDGET 77
3100	PERSONAL SERVICES	37,021					
3900	EMPLOYER RETIREMENT COSTS	1,285					
**	PERSONAL SERVICES	38,306					
4000	PROF SERVICE, NOT BY STATE	35,388	4,103				
4100	PROF SERVICES, BY STATE	5,286					
4200	TRAVEL EXP IN STATE	2,746					
4300	TRAVEL EXP OUT STATE	318					
4400	OPERATION STATE VEHICLES	646					
4500	UTILITY SERVICES	724					
4600	RENTS	390					
4700	REPAIRS	7,873	1,509				
4800	INSURANCE	3,721					
4900	GENERAL OPERATION EXPENSE	2,223					
5200	FUEL	368					
5300	OFFICE SUPPLIES	351					
5600	OTHER SUPPLIES	20,505	9,779				
5800	HIGHWAY MATERIALS	750					
6300	GRANTS TO CITIES & TOWNS	32,897	50,000	66,093	50,000	66,093	50,000
6400	GRANTS TO PUB & PRIV ORGS	3,112,257	4,906,047				
**	ALL OTHER	3,226,443	4,971,438	66,093	50,000	66,093	50,000
7000	LAND & LAND RIGHTS	1,186,473	1,686,650	1,469,146	1,550,000	969,146	1,050,000
7100	BUILDINGS & IMPROVEMENTS	3,023,508	1,338,454	105,500		105,500	
7200	EQUIPMENT	187,727	77,012				
7300	STRUCTURES & IMPROVEMENTS	232,622	571,468	1,818,601	873,755	1,318,601	505,755
7400	EQUIPMENT CONSTRUCTION	886					
**	CAPITAL	4,631,216	3,673,584	3,393,247	2,423,755	2,393,247	1,555,755
TOTAL	EXPENDITURES	7,895,965	8,645,022	3,459,340	2,473,755	2,459,340	1,605,755

DEPARTMENT OF FINANCE AND ADMINISTRATION - B U R E A U O F T H E B U D G E T

PAGE 1-069

RUN DATE: 02/02/75

SCHEDULE OF FUNDING

PART: 3 CAPITAL IMPROVEMENTS
 FUND: 6 GENERAL-BONDS
 FORM: M FUNDING

CODE	DESCRIPTION	ACTUAL 74	ESTIMATED 75	DEPT 76	DEPT 77	BUDGET 76	BUDGET 77
0011	BAL FWD: NOT ENCUMBERED	8,676,182	7,913,707	2,239,911	1,211,571	2,239,911	1,211,571
0016	FED REV: DEDICATED	349,416	752,217	1,431,000	826,900	1,431,000	826,900
0020	OTH REV: DEDICATED	517,960					
0028	OTHER ELIGIBLE	6,248,000	1,285,000	1,000,000	868,000		
0030	BAL FWD: ENCUMBERED	952,130	934,009				
0034	APPROP/ALLOC: ALL OTHER					66,093	50,000
0035	APPROP/ALLOC: CAPITAL	1,240,000	1,285,000	2,739,295	1,583,672	2,393,247	1,555,755
0036	APPROP/ALLOC: UNALLOCATED	500,000		929,404	500,587		
0053	OTHER AVAILABLE	14,051,558	8,665,924	1,002,212	902,212	1,211,571	432,716
0055	BALANCE LAPSED	7					
0057	BALANCE CARRIED	8,847,716	2,239,911	1,211,571	432,716	1,211,571	432,716

RUN DATE: 02/02/75

SCHEDULE OF DEDICATED REVENUES

PART: 3 CAPITAL IMPROVEMENTS
 FUND: 6 GENERAL-BONDS
 FORM: 0 DEDICATED REVENUES

CODE	DESCRIPTION	ACTUAL 74	ESTIMATED 75	DEPT 76	DEPT 77	BUDGET 76	BUDGET 77
2226	FED GRANTS FOR OTHER PURP	349,416	752,217	1,431,000	826,900	1,431,000	826,900
22 **	FEDERAL	349,416	752,217	1,431,000	826,900	1,431,000	826,900
2656	SALE OF PLANS AND SPECIFA	120					
26 **	SERV CHARG FOR CURR SERV	120					
2716	CONTRIBUT FROM GENL FUNDS	27,440					
27 **	CONTRIB & TRANS OTHER ST	27,440					
2801	SALE OF BUILDINGS	400					
28 **	SALE & COMP LOSS OF PROP	400					
2921	SALE OF SECURITIES	490,000					
29 **	NON-REV RCPTS & CREDITS	490,000					
TOTAL	DEDICATED REVENUES	867,376	752,217	1,431,000	826,900	1,431,000	826,900

DEPARTMENT OF FINANCE AND ADMINISTRATION - B U R E A U O F T H E B U D G E T

PAGE 1-070

RUN DATE: 02/02/75

SCHEDULE OF EXPENDITURES

PART: 3 CAPITAL IMPROVEMENTS
 FUND: 7 SELF LIQUIDATING BONDS
 FORM: C EXPENDITURES

CODE	DESCRIPTION	ACTUAL 74	ESTIMATED 75	DEPT 76	DEPT 77	BUDGET 76	BUDGET 77
8000	INTEREST	962,379	935,284	907,296	878,971	907,296	878,971
8100	DEBT RETIREMENT	650,000	680,000	690,000	735,000	690,000	735,000
**	ALL OTHER	1,612,379	1,615,284	1,597,296	1,613,971	1,597,296	1,613,971
TOTAL	EXPENDITURES	1,612,379	1,615,284	1,597,296	1,613,971	1,597,296	1,613,971

RUN DATE: 02/02/75

SCHEDULE OF FUNDING

PART: 3 CAPITAL IMPROVEMENTS
 FUND: 7 SELF LIQUIDATING BONDS
 FORM: M FUNDING

CODE	DESCRIPTION	ACTUAL 74	ESTIMATED 75	DEPT 76	DEPT 77	BUDGET 76	BUDGET 77
0020	OTH REV: DEDICATED	1,612,379	1,615,284	1,597,306	1,613,971	1,597,306	1,613,971
0034	APPROP/ALLO: ALL OTHER			1,597,296	1,613,971	1,597,296	1,613,971
0053	OTHER AVAILABLE	1,612,379	1,615,284				

RUN DATE: 02/02/75

SCHEDULE OF DEDICATED REVENUES

PART: 3 CAPITAL IMPROVEMENTS
 FUND: 7 SELF LIQUIDATING BONDS
 FORM: D DEDICATED REVENUES

CODE	DESCRIPTION	ACTUAL 74	ESTIMATED 75	DEPT 76	DEPT 77	BUDGET 76	BUDGET 77
2603	RENT OFFICES ROOMS	1,612,379	1,615,284	1,597,306	1,613,971	1,597,306	1,613,971
26	** SERV CHARG FOR CURR SERV	1,612,379	1,615,284	1,597,306	1,613,971	1,597,306	1,613,971
TOTAL	DEDICATED REVENUES	1,612,379	1,615,284	1,597,306	1,613,971	1,597,306	1,613,971

DEPARTMENT OF FINANCE AND ADMINISTRATION - B U R E A U O F T H E B U D G E T

PAGE 1-071

RUN DATE: 02/02/75

SCHEDULE OF EXPENDITURES

PART: 1 CURRENT SERVICES
FUND: 8 EMPLOYMENT SECURITY TRUST
FORM: C EXPENDITURES

CODE	DESCRIPTION	ACTUAL 74	ESTIMATED 75	DEPT 76	DEPT 77	BUDGET 76	BUDGET 77
6500	UNEMPLOYMENT COMP BENEFIT	28,349,133	28,600,000	29,800,000	28,700,000	28,600,000	28,600,000
**	ALL OTHER	28,349,133	28,600,000	29,800,000	28,700,000	28,600,000	28,600,000
TOTAL	EXPENDITURES	28,349,133	28,600,000	29,800,000	28,700,000	28,600,000	28,600,000

RUN DATE: 02/02/75

SCHEDULE OF DEDICATED REVENUES

PART: 1 CURRENT SERVICES
FUND: 8 EMPLOYMENT SECURITY TRUST
FORM: D DEDICATED REVENUES

CODE	DESCRIPTION	ACTUAL 74	ESTIMATED 75	DEPT 76	DEPT 77	BUDGET 76	BUDGET 77
1801	EMPLOYERS TAX UCC	29,055,749	29,830,000	28,130,000	28,430,000	28,130,000	28,430,000
18 **	EMP TAX FOR UNEMP COMP	29,055,749	29,830,000	28,130,000	28,430,000	28,130,000	28,430,000
2001	FINES	113,355					
20 **	FINES FORFEITS & PENALTIES	113,355					
2101	INT BANK BALANCES	961,250	1,427,000	1,600,000	1,800,000	1,600,000	1,800,000
21 **	REV FROM USE OF MONEY&PRO	961,250	1,427,000	1,600,000	1,800,000	1,600,000	1,800,000
2216	FED GRANTS FOR UNEMP COMP	-508	2,500,000	2,500,000	2,500,000	2,500,000	2,500,000
2226	FED GRANTS FOR OTHER PURP	1,724,157	1,800,000	1,900,000	1,900,000	1,900,000	1,900,000
22 **	FEDERAL	1,723,649	4,300,000	4,400,000	4,400,000	4,400,000	4,400,000
2602	RENT OF BLDGS	40,970					
26 **	SERV CHARG FOR CURR SERV	40,970					
TOTAL	DEDICATED REVENUES	31,894,981	35,557,000	34,130,000	34,630,000	34,130,000	34,630,000

RUN DATE: 02/02/75

SCHEDULE OF FUNDING

PART: 1 CURRENT SERVICES
FUND: 8 EMPLOYMENT SECURITY TRUST
FORM: M FUNDING

CODE	DESCRIPTION	ACTUAL 74	ESTIMATED 75	DEPT 76	DEPT 77	BUDGET 76	BUDGET 77
0011	BAL FWD: NOT ENCUMBERED	21,335,621	24,881,469	31,838,469	36,168,469	31,838,469	37,368,469
0016	FED REV: DEDICATED	1,723,649	4,300,000	4,400,000	4,400,000	4,400,000	4,400,000
0020	OTH REV: DEDICATED	30,171,332	31,257,000	29,730,000	30,230,000	29,730,000	30,230,000
0034	APPROP/ALLOC: ALL OTHER					730,000	1,830,000
0036	APPROP/ALLOC: UNALLOCATED			65,968,469	70,798,469		
0044	TRANSFERS WITHIN FUND						
0053	OTHER AVAILABLE	53,230,602	60,438,469			65,230,469	70,168,469
0057	BALANCE CARRIED	24,881,469	31,838,469	36,168,469	42,898,469	37,368,469	43,398,469

DEPARTMENT OF FINANCE AND ADMINISTRATION - B U R E A U O F T H E B U D G E T

PAGE 1-072

RUN DATE: 02/02/75

SCHEDULE OF EXPENDITURES

PART: 1 CURRENT SERVICES
 FUND: 0 OTHER
 FORM: C EXPENDITURES

CODE	DESCRIPTION	ACTUAL 74	ESTIMATED 75	DEPT 76	DEPT 77	BUDGET 76	BUDGET 77
3100	PERSONAL SERVICES	4,020,769	4,831,815	5,477,952	5,558,387	5,300,869	5,376,193
3900	EMPLOYER RETIREMENT COSTS	347,320	492,674	569,401	588,381	551,349	569,557
**	PERSONAL SERVICES	4,368,089	5,324,489	6,047,353	6,146,768	5,852,218	5,945,750
4000	PROF SERVICE, NOT BY STATE	660,119	1,135,814	1,474,931	1,511,075	1,452,109	1,477,109
4100	PROF SERVICES, BY STATE	90,994	166,308	235,952	244,841	149,110	149,160
4200	TRAVEL EXP IN STATE	46,986	92,987	87,326	94,526	72,510	72,510
4300	TRAVEL EXP OUT STATE	26,733	43,133	54,957	60,962	42,929	44,102
4400	OPERATION STATE VEHICLES	200,991	217,588	274,341	308,355	249,492	280,389
4500	UTILITY SERVICES	349,961	380,779	365,932	372,948	361,013	361,108
4600	RENTS	686,716	442,911	481,185	674,864	447,618	449,777
4700	REPAIRS	129,554	460,005	429,888	460,185	406,402	410,778
4800	INSURANCE	278,761	336,837	450,885	489,902	425,928	468,921
4862	EMPLOYERS PREMIUM ACTIVE	24,000	24,000	24,000	24,000	24,000	24,000
4863	EMPLOYERS PREMIUM	559,342	667,000	775,000	885,000	775,000	885,000
4900	GENERAL OPERATION EXPENSE	142,145	202,657	222,007	236,397	208,290	208,290
5100	FOOD	38,494	37,804	38,655	39,184	2,635	3,135
5200	FUEL	57,502	61,116	95,052	100,672	69,154	74,226
5300	OFFICE SUPPLIES	73,524	100,002	106,076	110,571	97,283	97,283
5400	CLOTHING	2,302	6,030	6,225	6,635	6,105	6,205
5600	OTHER SUPPLIES	288,081	354,110	495,436	616,266	353,322	353,322
5700	DEPRECIATION	394,384	590,863	690,432	704,900	640,470	640,470
5701	DEPRECIATION	286,280	22,100	23,500	23,500		
5800	HIGHWAY MATERIALS	16,859	18,198	20,302	22,232	18,550	18,550
6300	GRANTS TO CITIES & TOWNS	3,245	3,300	3,400	3,500	3,300	3,300
6400	GRANTS TO PUB & PRIV ORGS	5,000	5,000	5,000	5,000	5,000	5,000
6700	DIST FED SH P A DIRECT EX	20,625	26,000				
6800	MISC GRANTS TO INDIVIDUAL	26,128	25,000	27,500	27,500	27,500	27,500
6851	PAYROLL GRANTS TO INDIVID	268,400	270,000	280,000	290,000	280,000	290,000
6900	PENSIONS	30,665,947	37,131,000	43,201,000	49,271,000	43,202,000	49,272,000
6901	DISABILITY COMPENSATION		1,000	1,000	1,000		
8000	INTEREST	10,294,457	145,698	147,343	146,268	142,623	139,548
8100	DEBT RETIREMENT	110,000	110,000	110,000	110,000	110,000	110,000
9001	CASH RECEIPTS	3,419					
9003	CASH PAYMENTS	437,196	362,408	362,000	362,000	362,000	362,000
9004	OTHER CHARGES TO GEN LEDG	12,808	3,611,300	3,711,300	3,811,300	3,700,000	3,800,000
9011	MATERIAL PURCHASED FOR ST	117,065	125,000	125,000	125,000	125,000	125,000
9012	MATERIALS PURCHASED FOR S	-33					
9018	REFUND OF TRUST DEPOSITS	320,439	321,546	322,000	322,000	322,000	322,000
9025	BUDGET ESTIMATES	134					
9027	INVENTORY ADJUSTMENTS	-129					
9043	AMORT OF PREMIUMS ON BOND	11,222	475,000	478,000	484,000	478,000	484,000
9050	TRANSFER TO GENERAL FUND	74,867	114,135	124,522	127,568	114,135	114,135
9051	TRANS TO SPEC REV FUND	447,278	42,531	68,083	68,018	42,531	42,531
9055	TRANS TO TRUST FUNDS	235					
9060	MILITARY LEAVE ALLOWANCE	75,338	8,266,629	8,322,000	8,416,000	8,266,629	8,266,629

DEPARTMENT OF FINANCE AND ADMINISTRATION - B U R E A U O F T H E B U D G E T

PAGE 1-073

RUN DATE: 02/02/75

SCHEDULE OF EXPENDITURES

PART: 1 CURRENT SERVICES
FUND: 0 OTHER
FORM: C EXPENDITURES

CODE	DESCRIPTION	ACTUAL 74	ESTIMATED 75	DEPT 76	DEPT 77	BUDGET 76	BUDGET 77
9061	MILITARY LEAVE CANCELLED		88,000	88,000	88,000	88,000	88,000
9066						8,322,000	8,416,000
**	ALL OTHER	47,247,369	56,403,789	63,728,230	70,645,169	71,392,638	77,891,970
7000	LAND & LAND RIGHTS		9,000				
7100	BUILDINGS & IMPROVEMENTS	6,729	7,715	8,375	9,030		
7200	EQUIPMENT	22,087	62,651	49,649	40,872	7,514	11,266
7300	STRUCTURES & IMPROVEMENTS	222	22,450	462	500	200	200
**	CAPITAL	29,038	101,016	58,486	50,402	7,714	11,466
TOTAL	EXPENDITURES	51,644,496	61,910,094	69,834,069	76,842,339	77,252,570	83,849,194

RUN DATE: 02/02/75

SCHEDULE OF FUNDING

PART: 1 CURRENT SERVICES
FUND: 0 OTHER
FORM: H FUNDING

CODE	DESCRIPTION	ACTUAL 74	ESTIMATED 75	DEPT 76	DEPT 77	BUDGET 76	BUDGET 77
0011	BAL FWD: NOT ENCUMBERED	91,793,586	96,490,780	92,202,160	92,831,578	92,202,160	93,254,072
0016	FED REV: DEDICATED	347,689	339,100	322,000	322,000	322,000	322,000
0020	OTH REV: DEDICATED	54,891,334	57,553,321	69,791,947	73,137,815	69,437,356	72,742,155
0020	OTHER ELIGIBLE	1,850,570	1,260,376	1,292,226	656,534	1,421,212	765,414
0030	BAL FWD: ENCUMBERED	16,135	172,391	163,993	132,993	163,993	163,033
0033	APPROP/ALLOC: PERSONAL	2,571,442	2,599,256	4,702,052	4,797,010	5,852,250	5,945,750
0034	APPROP/ALLOC: ALL OTHER	2,356,745	2,086,612	4,904,882	5,272,916	63,115,009	69,615,349
0035	APPROP/ALLOC: CAPITAL	50,000	50,000	672,388	668,987	7,514	11,266
0036	APPROP/ALLOC: UNALLOCATED		1,216,191	1,493,294	1,375,995	214,139	2,899
0044	TRANSFERS WITHIN FUND	-675,704	-580,000			-1,143,715	-1,141,932
0053	OTHER AVAILABLE	145,104,502	149,914,549	152,004,946	154,210,955	5,925,063	6,074,030
0055	BALANCE LAPSED	50,843	50,000				
0057	BALANCE CARRIED	96,377,646	92,164,037	92,860,777	89,283,926	93,212,890	98,343,359

RUN DATE: 02/02/75

SCHEDULE OF PERSONNEL

PART: 1 CURRENT SERVICES
FUND: 0 OTHER
FORM: B PERSONNEL

CODE	DESCRIPTION	ACTUAL 74	ESTIMATED 75	DEPT 76	DEPT 77	BUDGET 76	BUDGET 77
	AUTHORIZED POSITIONS	573.0	578.0	576.0	583.0	585.0	592.0

RUN DATE: 02/02/75

SCHEDULE OF DEDICATED REVENUES

PART: 1 CURRENT SERVICES
 FUND: 0 OTHER
 FORM: 0 DEDICATED REVENUES

CODE	DESCRIPTION	ACTUAL 74	ESTIMATED 75	DEPT 76	DEPT 77	BUDGET 76	BUDGET 77
0411	EXCISE TAX BEER	5,626,554	5,000,000	5,000,000	5,000,000	5,000,000	5,000,000
0413	EX TAX TBL WINE OUT STAT	356,323	300,000	300,000	300,000	300,000	300,000
04 **	INCOME TAX	5,982,877	5,300,000	5,300,000	5,300,000	5,300,000	5,300,000
1100	ACCOHOLIC BEVERAGE BUSINS	993,655	915,000	935,000	935,000	935,000	935,000
11 **	ACCOHOLIC BEVERAGE BUSINS	993,655	915,000	935,000	935,000	935,000	935,000
1431	LICENSE FEE SALESMEN	1,360	1,200	1,400	1,400	1,400	1,400
1448	LICENSE FEES	2,454,065	1,000,000	1,500,000	2,000,000	1,500,000	2,000,000
14 **	OTHER TAX SPEC BUSINESS	2,455,425	1,001,200	1,501,400	2,001,400	1,501,400	2,001,400
2101	INT BANK BALANCES	383,426	534,186	533,618	535,593	533,618	535,593
2106	INT ON BONDS	6,080,245	6,351,537	6,446,562	6,659,887	6,446,562	6,659,887
2109	INTEREST ON MORTGAGE LOAN	804,928	670,000	570,000	470,000	570,000	470,000
2111	DIVIDENDS ON STOCK	1,721,831	1,750,000	1,750,000	1,750,000	1,750,000	1,750,000
2113	GROUP LIFE INSUR DIVIDEND	1,142,018	703,500	703,500	703,500	703,500	703,500
2116	DISCOUNT ON PURCHASES	134	150	170	200	170	200
21 **	REV FROM USE OF MONEY&PRO	10,132,582	10,009,373	10,003,850	10,119,180	10,003,850	10,119,180
2226	FED GRANTS FOR OTHER PURP	347,689	339,100	322,000	322,000	322,000	322,000
2296	SERV FEES FEDERAL GOVERN	3,943	3,943	3,943	3,943	3,943	3,943
22 **	FEDERAL	351,632	343,043	325,943	325,943	325,943	325,943
2451	OTHER REV FROM CTYS TWNS	3,374,376	3,482,925	3,718,600	3,952,217	3,718,600	3,952,217
2461	PRO RATA SHARE OF ADMIN C	81,661	87,785	93,530	97,800	93,530	97,800
24 **	CITIES & TOWNS	3,456,037	3,570,710	3,812,130	4,050,017	3,812,130	4,050,017
2526	PRIV CONTR FOR OTHER PURP	26,309	1,010	1,010	1,010	1,010	1,010
2527	REFUNDS OF CONTRIB FOR PE	-101					
2529	REFUND TO A SURVIVOR DISA	-15,809	-20,000	-20,000	-20,000	-20,000	-20,000
2532	REFUND TO A SURVI OPTION	-100,368	-100,000	-100,000	-100,000	-100,000	-100,000
25 **	PRIVATE SOURCES	-89,969	-118,990	-118,990	-118,990	-118,990	-118,990
2601	RENT OF LANDS	8,303	8,480	8,530	8,581	8,530	8,581
2602	RENT OF BLDGS	46,873	43,732	44,775	45,844	44,775	45,844
2603	RENT OFFICES ROOMS	25,801	29,024	35,532	38,180	35,532	38,180
2604	USE OF CONCESSIONS	1,494	800	800	800	800	800
2605	RENT HWY EQUIPMENT	1,992					
2606	SERV CHARG FOR CURR SERV	27					
2607	FERRY SERVICE FEES	472,551	474,441	476,339	478,244	476,339	478,244
2616	MISC RENTS & LEASES	20,544	20,260	22,108	22,198	22,108	22,198
2619	APPLIC & EXAM FEES	5,360	7,500	7,500	7,500	7,500	7,500
2621	INSPECTION SERVICES	26,147	28,000	28,000	28,000	28,000	28,000
2630	RECVNG FILNG RECORD DEEDS	31,040	30,000	30,000	30,000	30,000	30,000
2631	REGISTRATION FEES	1,152	700	1,000	1,000	1,000	1,000
2637	MISC SERVICES & FEES	20,530	21,000	21,525	22,063	21,525	22,063

DEPARTMENT OF FINANCE AND ADMINISTRATION - B U R E A U O F T H E B U D G E T

PAGE 1-075

RUN DATE: 02/02/75

SCHEDULE OF DEDICATED REVENUES

PART: 1 CURRENT SERVICES
 FUND: 0 OTHER
 FORM: 0 DEDICATED REVENUES

CODE	DESCRIPTION	ACTUAL 74	ESTIMATED 75	DEPT 76	DEPT 77	BUDGET 76	BUDGET 77
2638	IDENT CARD FEES	13,520	15,000	14,000	14,000	14,000	14,000
2641	SERVICE DEPT BILLING	-3					
2643	TRUCKING SERVICES	1,494	1,500	1,650	1,600	1,650	1,800
2647	TESTING FEES	29,645	32,000	32,000	32,000	32,000	32,000
2648	INSURED MORTGAGE FEES		10,000	20,000	30,000	20,000	30,000
2651	SALE LABELS CARTONS	1,885	3,500	2,500	2,500	2,500	2,500
2656	SALE OF PLANS AND SPECIFA	117					
2657	SALE OF MAPS	837	5,117	5,117	5,117	5,117	5,117
2658	SALE OF BOOKS	1,584	10,000	10,000	10,000	10,000	10,000
2661	SALE NURSERY STOCK	16					
2663	SALE OF SUPPLIES	67,745	88,830	96,850	100,102	96,850	100,102
2664	SALE FARM PRODUCTS	339,086	253,200	253,000	265,000	253,000	265,000
2667	SALE INDUSTRIAL PRODUCTS	236,489	257,431	266,690	275,070	266,690	275,070
2669	SALE MAILING LISTS	1,576	1,000	1,500	1,500	1,500	1,500
2670	LOTTERY TICKETS	69,853	4,164,750	13,256,533	13,459,516	11,075,480	5,659,928
2685	MISC SALES INC SCRAP	12,769	8,400	7,613	8,728	7,613	8,728
2686	MISC RECEIPTS	27,898	49,811	45,329	45,347	45,329	45,347
2691	SERV AND FEES CHG OTHER D	1,522,000	1,830,948	2,164,448	2,530,448	2,164,448	2,530,448
26 **	SERV CHARG FOR CURR SERV	2,988,325	7,395,424	16,053,339	17,463,538	14,672,286	9,663,950
2781	INT ON TRUST FUNDS	6,651,950	8,627,039	8,692,432	8,796,442	8,692,432	8,796,442
2716	CONTRIBUT FROM GENL FUNDS	10,588,168	18,391,075	26,947,052	27,644,320	26,884,880	27,566,544
2717	CONTRIBUTION FROM HWY FUN	3,254,267	3,336,997	3,778,967	3,933,968	3,778,967	3,933,968
2719	CONTRIBUTION FROM SPEC RE	2,209,879	2,447,280	2,779,468	2,892,481	2,779,468	2,892,481
2720	CONTRIBUTION FROM BOND FU	2,031	2,223	2,253	2,270	2,253	2,270
2722	CONTRIB FROM P S E OTHER	284,295	312,365	329,813	344,864	329,813	344,864
2723	CONTRIBUTION FROM H C FUN	255,980	283,239	299,541	313,245	299,541	313,245
2724	CONTRIBUT FROM T AND A FU	32,366	24,882	25,942	27,066	25,942	27,066
27 **	CONTRIB & TRANS OTHER ST	31,278,936	33,425,100	42,855,468	43,954,656	42,793,216	43,876,880
2806	SALE OF EQUIPMENT	693	150	500	500	500	500
2831	SETTLEMENT OF FIRE LOSSES	897					
28 **	SALE & COMP LOSS OF PROP	1,590	150	500	500	500	500
2901	CASH PAYMENTS	-20,193,499	-23,946,473	-31,183,150	-31,330,259	-29,600,000	-26,500,000
2906	CASH RECEIPTS	17,205,436	18,537,669	17,750,000	17,750,000	19,537,273	20,330,529
2916	MATERIALS ISSUED FROM STO	399,237	400,000	400,000	400,000	400,000	400,000
2927	TRANS FROM GEN LEDG ACCT	-7,784,488	-8,300,000	-9,000,000	-9,700,000	-9,000,000	-9,700,000
2936	SERVICE DEPT BILLING		500	500	500	500	500
2952	ADJUST PRIOR YEARS TRANSA	-512					
2989	SURV BENEFIT 17 YEAR CLAU	49,556	50,000	50,000	50,000	50,000	50,000
2991	MILITARY LEAVE CANCELLATI	2,841	3,000	3,000	3,000	3,000	3,000
2992	SPOUSE AGE 60	26,703	27,000	27,000	27,000	27,000	27,000
2993	TRANS FROM MEMBERS CONTRI	8,197,682	9,500,000	11,000,000	12,700,000	11,000,000	12,700,000
2994	INTEREST ON WITHDRAWALS	830	1,000	1,000	1,000	1,000	1,000
2995	SPOUSE CHILDREN	48,188	48,000	48,000	48,000	48,000	48,000

DEPARTMENT OF FINANCE AND ADMINISTRATION - B U R E A U O F T H E B U D G E T

PAGE 1-076

RUN DATE: 02/02/75

SCHEDULE OF DEDICATED REVENUES

PART: 1 CURRENT SERVICES
FUND: 0 OTHER
FORM: 0 DEDICATED REVENUES

CODE	DESCRIPTION	ACTUAL 74	ESTIMATED 75	DEPT 76	DEPT 77	BUDGET 76	BUDGET 77
2996	TRANS FROM TEACHERS SAVIN	352,729	350,000	340,000	330,000	340,000	330,000
2998	SURVIVORS BENEFIT CHILORE	4,235	4,200	4,200	4,200	4,200	4,200
2999	SURVIVORS BENEFIT PARENTS	1,907	2,000	2,000	2,000	2,000	2,000
29 **	NON-REV RCPTS & CREDITS	-1,609,155	-3,323,084	-10,557,458	-9,714,559	-7,187,027	-2,303,771
TOTAL	DEDICATED REVENUES	55,941,935	58,517,926	70,911,182	74,316,685	72,038,308	73,850,109

RUN DATE: 02/02/75

SCHEDULE OF EXPENDITURES

PART: 2 NEW OR EXPANDED
FUND: 0 OTHER
FORM: C EXPENDITURES

CODE	DESCRIPTION	ACTUAL 74	ESTIMATED 75	DEPT 76	DEPT 77	BUDGET 76	BUDGET 77
3100	PERSONAL SERVICES			82,671	80,856		
3900	EMPLOYER RETIREMENT COSTS			8,499	8,466		
**	PERSONAL SERVICES			91,170	89,322		
4100	PROF SERVICES, BY STATE			54,750	41,500		
6900	PENSIONS			22,500	22,500		
**	ALL OTHER			77,250	64,000		
7100	BUILDINGS & IMPROVEMENTS			500			
7200	EQUIPMENT			151,697			
**	CAPITAL			152,197			
TOTAL	EXPENDITURES			320,617	153,322		

RUN DATE: 02/02/75

SCHEDULE OF FUNDING

PART: 2 NEW OR EXPANDED
FUND: 0 OTHER
FORM: M FUNDING

CODE	DESCRIPTION	ACTUAL 74	ESTIMATED 75	DEPT 76	DEPT 77	BUDGET 76	BUDGET 77
0020	OTH REV: DEDICATED			320,617	153,322		
0033	APPROP/ALLOC: PERSONAL			794	1,040		
0034	APPROP/ALLOC: ALL OTHER			22,500	22,500		
0053	OTHER AVAILABLE			297,323	129,782		

DEPARTMENT OF FINANCE AND ADMINISTRATION - B U R E A U O F T H E B U D G E T

PAGE 1-077

RUN DATE: 02/02/75

SCHEDULE OF DEDICATED REVENUES

PART: 2 NEW OR EXPANDED
 FUND: 0 OTHER
 FORM: D DEDICATED REVENUES

CODE	DESCRIPTION	ACTUAL 74	ESTIMATED 75	DEPT 76	DEPT 77	BUDGET 76	BUDGET 77
2716	CONTRIBUT FROM GENL FUNDS			319,823	152,282		
27 **	CONTRIB & TRANS OTHER ST			319,823	152,282		
2916	MATERIALS ISSUED FROM STO			794	1,040		
29 **	NON-REV RCPTS & CREDITS			794	1,040		
TOTAL DEDICATED REVENUES				320,617	153,322		

RUN DATE: 02/02/75

SCHEDULE OF EXPENDITURES

PART: 3 CAPITAL IMPROVEMENTS
 FUND: 0 OTHER
 FORM: C EXPENDITURES

CODE	DESCRIPTION	ACTUAL 74	ESTIMATED 75	DEPT 76	DEPT 77	BUDGET 76	BUDGET 77
5300	OFFICE SUPPLIES	204					
**	ALL OTHER	204					
7100	BUILDINGS & IMPROVEMENTS	16,790		81,000	10,000		
7200	EQUIPMENT	30,815	68,458	69,870	80,714		
**	CAPITAL	47,605	68,458	150,870	90,714		
TOTAL EXPENDITURES				47,809	68,458	150,870	90,714

RUN DATE: 02/02/75

SCHEDULE OF FUNDING

PART: 3 CAPITAL IMPROVEMENTS
 FUND: 0 OTHER
 FORM: M FUNDING

CODE	DESCRIPTION	ACTUAL 74	ESTIMATED 75	DEPT 76	DEPT 77	BUDGET 76	BUDGET 77
0011	BAL FWD: NOT ENCUMBERED	167,948	201,111	214,153	210,808		
0020	OTH REV: DEDICATED	80,972	81,500	66,525	60,500		
0035	APPROP/ALLOC: CAPITAL			150,870	90,714		
0036	APPROP/ALLOC: UNALLOCATED						
0053	OTHER AVAILABLE	248,920	282,611	210,808	190,594		
0057	BALANCE CARRIED	201,111	214,153	210,808	190,594		

RUN DATE: 02/02/75

SCHEDULE OF DEDICATED REVENUES

PART: 3 CAPITAL IMPROVEMENTS
FUND: 0 OTHER
FORM: D DEDICATED REVENUES

CODE	DESCRIPTION	ACTUAL 74	ESTIMATED 75	DEPT 76	DEPT 77	BUDGET 76	BUDGET 77
2101	INT BANK BALANCES	4,873	4,500	4,500	4,500		
2106	INT ON BONDS	6,249	6,000	6,000	6,000		
21 **	REV FROM USE OF MONEY&PRO	11,122	10,500	10,500	10,500		
2716	CONTRIBUT FROM GENL FUNDS	69,850	71,000	56,025	50,000		
27 **	CONTRIB & TRANS OTHER ST	69,850	71,000	56,025	50,000		
TOTAL	DEDICATED REVENUES	80,972	81,500	66,525	60,500		

STATEMENT OF BONDED INDEBTEDNESS AND REDEMPTION REQUIREMENTS

YEAR ENDING JUNE 30	HIGHWAY FUND		ENTERPRISE FUND		GENERAL FUND		UNIVERSITY OF MAINE (1)		STATE COLLEGES V.T.I. (1)		TOTAL	
	HIGHWAY AND BRIDGE BONDS		ISLAND FERRY SERVICES		GENERAL PURPOSE BONDS		HOUSING CONSTRUCTION		STUDENT HOUSING AND DINING FACILITIES			
	Bond Maturities	Interest Payable	Bond Maturities	Interest Payable	Bond Maturities	Interest Payable	Bond Maturities	Interest Payable	Bond Maturities	Interest Payable	Bond Maturities	Interest Payable
1976	4,790,000	3,039,346.85	110,000	29,342.50	11,340,000	7,893,556.25	300,000	438,730.00	390,000	468,566.25	16,930,000	11,869,541.85
1977	4,790,000	2,835,252.85	110,000	26,267.50	11,340,000	7,340,758.75	310,000	426,580.00	425,000	452,391.25	16,975,000	11,081,250.35
1978	4,790,000	2,631,081.85	110,000	23,010.00	10,490,000	6,787,740.00	310,000	414,725.00	430,000	434,805.00	16,130,000	10,291,361.85
1979	4,790,000	2,426,337.85	110,000	19,570.00	10,480,000	6,266,155.00	330,000	403,395.00	460,000	418,768.75	16,170,000	9,534,276.60
1980	4,790,000	2,221,166.85	110,000	16,130.00	10,160,000	5,751,212.50	330,000	392,045.00	465,000	401,502.50	15,355,000	8,782,056.85
1981	4,790,000	2,015,947.35	110,000	12,690.00	10,160,000	5,242,707.50	340,000	380,607.50	490,000	384,086.25	15,890,000	8,036,039.10
1982	4,790,000	1,810,726.85	110,000	9,250.00	10,160,000	4,743,592.50	345,000	368,907.50	500,000	365,620.00	15,905,000	7,298,096.85
1983	4,640,000	1,607,002.35	110,000	5,810.00	10,095,000	4,246,377.50	360,000	356,960.00	540,000	346,750.00	15,745,000	6,563,400.35
1984	4,640,000	1,404,771.85	110,000	2,370.00	10,095,000	3,752,112.50	365,000	344,585.00	545,000	326,350.00	15,755,000	5,830,189.35
1985	3,940,000	1,213,042.85	20,000	325.00	9,710,000	3,257,072.50	395,000	331,962.50	555,000	305,800.00	14,620,000	5,108,202.85
1986	3,940,000	1,030,554.35	—	—	9,650,000	2,769,777.50	400,000	318,387.50	565,000	285,140.00	14,555,000	4,403,859.35
1987	3,940,000	848,066.60	—	—	9,130,000	2,287,557.50	420,000	304,550.00	620,000	264,040.00	14,110,000	3,702,214.10
1988	3,260,000	660,765.75	—	—	9,085,000	1,818,577.50	430,000	290,100.00	625,000	242,400.00	13,400,000	3,011,333.25
1989	2,885,000	509,338.00	—	—	8,865,000	1,356,602.50	445,000	275,327.50	675,000	220,610.00	12,870,000	2,362,028.00
1990	2,405,000	380,787.00	—	—	7,520,000	936,902.50	450,000	259,927.50	675,000	197,005.00	11,050,000	1,774,622.00
1991	2,405,000	260,944.25	—	—	5,400,000	578,635.00	450,000	244,380.00	720,000	173,400.00	9,005,000	1,257,359.25
1992	1,640,000	160,560.75	—	—	4,385,000	347,755.00	485,000	227,880.00	740,000	151,970.00	7,250,000	887,225.75
1993	1,240,000	95,094.25	—	—	3,045,000	169,393.75	510,000	211,117.50	635,000	128,880.00	5,430,000	604,485.50
1994	565,000	54,480.75	—	—	1,090,000	56,312.50	525,000	193,480.00	645,000	106,910.00	2,825,000	411,183.25
1995	565,000	23,994.25	—	—	415,000	11,931.25	545,000	175,342.50	605,000	84,600.00	2,130,000	296,868.00
1996	50,000	8,312.00	—	—	—	—	560,000	156,597.50	645,000	60,710.00	1,255,000	225,619.50
1997	50,000	7,438.00	—	—	—	—	590,000	137,275.00	645,000	35,230.00	1,285,000	179,943.00
1998	50,000	6,562.00	—	—	—	—	620,000	116,902.50	450,000	15,000.00	1,120,000	138,464.50
1999	50,000	5,688.00	—	—	—	—	650,000	95,515.00	50,000	1,500.00	750,000	102,703.00
2000	50,000	4,812.00	—	—	—	—	665,000	73,077.50	—	—	715,000	77,889.50
2001	50,000	3,933.00	—	—	—	—	540,000	54,005.00	—	—	590,000	57,943.00
2002	50,000	3,062.00	—	—	—	—	545,000	37,107.50	—	—	595,000	40,169.50
2003	50,000	2,188.00	—	—	—	—	440,000	22,232.50	—	—	490,000	24,420.50
2004	50,000	1,312.00	—	—	—	—	365,000	10,100.00	—	—	415,000	11,412.00
2005	50,000	438.00	—	—	—	—	270,000	555.00	—	—	320,000	993.00
2006	—	—	—	—	—	—	285,000	285.00	—	—	285,000	285.00
	70,095,000	26,271,324.45	1,010,000	144,765.00	162,615,000	65,615,230.00	13,605,000	7,062,542.50	13,095,000	5,871,135.00	260,420,000	103,964,996.95

Note (1) — Contingent Liability

Prepared December 27, 1974

SUMMARY OF BONDED INDEBTEDNESS ESTIMATED AS OF JUNE 30, 1975

BONDS ISSUED AND OUTSTANDING

Highways and Bridges	\$ 70,095,000
General Fund	162,615,000
Island Ferry Service	1,010,000
Student Housing and Dining Facilities	26,700,000
Total Bonds Outstanding	<u>\$260,420,000</u>

BONDS AUTHORIZED BUT UNISSUED:

Highways and Bridges	\$ 7,800,000
General Fund	83,303,000
Student Housing and Dining Facilities	0
Total Current Programs	<u>\$ 91,103,000</u>

Limit of Potential Contingent Liability \$129,000,000Total Authorized, but Unissued \$220,103,000Total Authorized, but Unissued \$220,103,000

APPROPRIATION AND ALLOCATION ACTS

PAGE#

Combined Appropriation and Allocation Act (General Fund, Other Special Revenue Fund, and Highway Fund)	1-087
Additional Appropriations from General Fund for Year Ending June 30, 1975	1-123
Allocations from Federal Revenue Sharing Fund	1-124
Allocations from State Lottery Fund	1-125
Allocations for the Administrative Expenses of the Bureau of Alcoholic Beverages and the State Liquor Commission	1-127
Allocations from the Coastal Protection Fund	1-130
An Act to Increase Fees for Overlimit Permits	1-131
An Act Relating to Snow Removal on Accepted Ways	1-132
An Act Relating to Motor Vehicle Fees	1-134
An Act to Authorize Bond Issue for the Highway and Bridge Improvement Program	1-137

IN THE YEAR OF OUR LORD, NINETEEN HUNDRED SEVENTY-FIVE

APPROPRIATIONS FROM GENERAL FUND

AN ACT Making Current Service Appropriations from the General Fund for the Fiscal Years Ending June 30, 1976 and June 30, 1977.

Emergency preamble. Whereas, Acts and resolves passed by the Legislature do not become effective until 90 days after adjournment unless enacted as emergencies; and

Whereas, the 90-day period may not terminate until after the beginning of the next fiscal year; and

Whereas, certain obligations and expenses incident to the operation of departments and institutions will become due and payable on or immediately after July 1, 1975; and

Whereas, in the judgement of the Legislature, these facts create an emergency within the meaning of the Constitution of Maine, and require the following legislation as immediately necessary for the preservation of the public peace, health and safety; now, therefore,

Be it enacted by the People of the State of Maine, as follows:

Sec. 1. Appropriations from General Fund. In order to provide for necessary expenditures of government and other purposes for the fiscal years ending June 30, 1976 and June 30, 1977 the following sums or as much thereof as shall severally be found necessary, as designated in the following tabulations, are appropriated out of any moneys in the General Fund not otherwise appropriated.

Sec. 2. Allotments required. Upon receipt of allotments duly approved by the Governor and Council based upon work programs submitted to the State Budget Officer, the State Controller shall authorize expenditures of these appropriations, together with expenditures for other purposes necessary to the conduct of State Government on the basis of such allotments and not otherwise. Allotments for personal services, capital expenditures and amounts for all other departmental expenses shall not exceed the amounts shown in the budget document or as they may be revised by the Committee on Appropriations and Financial Affairs unless recommended by the State Budget Officer and approved by the Governor and Council.

Sec. 3. Temporary curtailment of allotment. Whenever it appears to the Commissioner of Finance and Administration that the anticipated income and other available funds of the State will not be sufficient to meet the expenditures authorized by the Legislature, he shall so report to the Governor and Council and they may temporarily curtail allotments equitably so that expenditures will not exceed the anticipated income and other available funds.

Sec. 4. Personal Services appropriation. The figures in parentheses shown above each dollar amount provided for personal Services in this Act, or as adjusted by legislative action, shall represent the total number of permanent positions at any one time. The appropriations made for Personal Services are made with the provision that the total number of permanent positions in any account shall not be increased during either year of the biennium over the total numbers shown in parentheses and used by the Legislature in computing the total dollars to be made available for Personal Services. The amounts appropriated for Personal Services include funds for the State's share of State employees retirement. The State Controller shall transfer the State's share to the Maine State Retirement System as soon as practicable after each payroll is paid.

Sec. 5. Personal Services review. The Budget Office, during this biennium, shall continually review with all departments the status of thier personnel with the purpose of determining that all departments are expending Personal Service moneys within the intent of the Legislature, and shall report any expenditures contrary to such intent to the Governor and Council and the Legislative Finance Officer.

Sec. 6. Personal Services savings and flexibility. Savings accruing within appropriations made for permanent positions may be used for nonrecurring personal services or retirement costs when recommended by the department head and the State Budget Officer, and approved by the Governor and Council. To provide some degree of flexibility, each department may apply to the Personnel Board for an exchange between job classifications, and such action may be approved if by so doing the total amount determined to be made available for Personal Services, in each department, is not exceeded and also providing that certification is made, in writing, by the department head, that such action will not result in an increased request for Personal Service moneys from any future Legislature. Copies of all State Personnel Board actions and department head certifications relating to such changes shall be furnished to the Legislative Finance Officer.

Sec. 7. Merit rating required. The State Personnel Board is directed to require merit ratings on each individual who is recommended for a salary increase on a form prescribed by the board. Department heads are directed that the granting of merit increases be scrutinized and documented carefully. It is the intent of the Legislature that in instances where merit increases are not earned and warranted they shall be denied.

Sec. 8. Number of necessary employees. The Governor and the State Budget Officer when next preparing a Budget Document may at their discretion adjust the figures in parentheses, representing numbers of permanent employees, to reflect the number of employees which in their opinion is necessary to the proper operation of each department, institution or agency.

Sec. 9. New or expanded programs. No department shall establish new programs or expand existing programs beyond the scope of those programs already established, recognized and approved by the Legislature, until such program and the method of financing shall be submitted to the Budget Office for evaluation and recommendation to the Legislature, and until funds are made available therefor by the Legislature.

Sec. 10. Federally funded programs. It is the intent of the Legislature that in the event matching federal funds are not available as anticipated for programs in this Act, there is no obligation to provide state funds in excess of the appropriations listed in this Act. Positions entirely or partially funded by Federal or other than State sources of funds shall be considered as limited positions, notwithstanding the figures in parenthesis representing numbers of employees, should such funds be withdrawn or reduced.

Sec. 11. Travel limitations. It is the intent of the Legislature that out-of-state travel be limited. Any State employee who travels out-of-state on State business (such as law enforcement, collecting, bidding, industrial development, loans, etc.) may continue to do so. The Legislature directs that department heads hold down cost of all travel where it is not absolutely needed.

Sec. 12. Equipment to be reviewed. The Commissioner of Finance and Administration through the State Purchasing Agent or such other agent as he may choose, shall conduct a thorough review of all types of equipment, owned, leased or otherwise available to the several departments and agencies of the State, regardless of the source of supporting funds, with the intent of combining their use, providing centralized facilities, or of eliminating existing equipment and facilities, as he believes to be in the most economical, most efficient and best interests of the State.

Sec. 13. Motor vehicle replacement policy. The State Purchasing Agent is directed to require that requisitions for replacement motor vehicles include the age and total mileage of the motor vehicle being replaced. For the purposes of this paragraph, motor vehicles are defined as passenger cars, panel and pickup trucks, excluding those vehicles operated by the State Police. It is the intent of the Legislature that motor vehicles shall have been in service for at least 5 years or 50,000 miles before they are replaced. This policy shall also be adopted by the State Budget Officer when next preparing a Budget Document. Exceptions to the established replacement policy shall require the prior approval of the Governor and Council.

Sec. 14. Significant action recommended by Budget Office. The Budget Office shall inform the Committee on Appropriations and Financial Affairs through the Legislative Finance Office of significant action recommended by it in the performance of the budget responsibilities hereby assigned.

Sec. 15. Highway Fund payments. There shall be paid from the General Highway Fund the cost of accounting, auditing, purchasing and legal services furnished from the General Fund appropriations. This revenue shall be credited to the General Fund.

Sec. 16. Year end closing. The Controller is authorized to close the books as soon as practical after the close of the fiscal years ending June 30, 1976 and June 30, 1977. Any bills presented after those dates may be paid from appropriations for the ensuing year on recommendation of the Controller if within the amounts of approved allotments.

Sec. 17. Appropriation balances at year end. At the end of each fiscal year, all unencumbered appropriation balances representing state moneys, except those that carry forward as provided by law, shall lapse to Unappropriated Surplus as provided by the Revised Statutes of 1964. Title 5, section 1544. At the end of each fiscal year, all encumbered appropriation balances shall be carried forward to the next fiscal year. Encumbered appropriation balances shall not be carried more than once except in those accounts which carry forward from year to year by law.

Sec. 18. Other appropriation measures. It is intended that the language in the preceding sections of this Act shall apply to all other appropriation measures enacted by the Legislature.

*Any balance of General Fund Appropriations shall not lapse but shall be carried forward from year to year to be expended for the same purpose.

**The Department shall not seek additional General Fund Moneys beyond this appropriation.

***Matching General Fund Appropriations to carry each fiscal year in an amount not exceeding the State's share of outstanding obligations reported to the Federal Government.

Emergency Clause. In view of the emergency cited in the Preamble, this Act shall take effect July 1, 1975.

(See Schedule starting on PAGE 1-087)

IN THE YEAR OF OUR LORD, NINETEEN HUNDRED SEVENTY-FIVE

ALLOCATIONS FROM OTHER SPECIAL REVENUE FUNDS

AN ACT Making Current Service Allocations from the Other Special Revenue Fund for the Fiscal Years Ending June 30, 1976 and June 30, 1977.

Emergency preamble. Whereas, Acts and resolves passed by the Legislature do not become effective until 90 days after adjournment unless enacted as emergencies; and

Whereas, the 90-day period may not terminate until after the beginning of the next fiscal year; and

Whereas, certain obligations and expenses incident to the operation of departments and institutions will become due and payable on or immediately after July 1, 1975; and

Whereas, in the judgment of the Legislature, these facts create an emergency within the meaning of the Constitution of Maine, and require the following legislation as immediately necessary for the preservation of the public peace, health and safety; now, therefore,

Be it enacted by the People of the State of Maine as follows:

Sec. 1. Allocations from Other Special Revenue Fund. In order to provide for necessary expenditures of government and other purposes for the fiscal years ending June 30, 1976 and June 30, 1977 the following sums or as much thereof as shall severally be found necessary, as designated in the following tabulations, are allocated out of any moneys in the Other Special Revenue Fund not otherwise allocated.

Sec. 2. Allotments required. Upon receipt of allotments duly approved by the Governor and Council based upon work programs submitted to the State Budget Officer, the State Controller shall authorize expenditures of these allocations, together with expenditures for other purposes necessary to the conduct of State Government on the basis of such allotments and not otherwise. Allotments for personal services, capital expenditures and amounts for all other departmental expenses shall not exceed the amounts shown in the budget document or as they may be revised by the Committee on Appropriations and Financial Affairs unless recommended by the State Budget Officer and approved by the Governor and Council.

Sec. 3. Temporary curtailment of allotments. Whenever it appears to the Commissioner of Finance and Administration that the anticipated income and other available funds of the State will not be sufficient to meet the expenditures authorized by the Legislature, he shall so report to the Governor and Council and they may temporarily curtail allotments equitably so that expenditures will not exceed the anticipated income and other available funds.

Sec. 4. Personal Services allocation. The figures in parentheses shown above each dollar amount provided for Personal Services in this Act, or as adjusted by legislative action, shall represent the total number of permanent positions at any one time. The allocations made for Personal Services are made with the provision that the total number of permanent positions in any account shall not be increased during either year of the biennium over the total numbers shown in parentheses and used by the Legislature in computing the total dollars to be made available for Personal Services. The amounts allocated for Personal Services include funds for the State's share of state employees retirement. The State Controller shall transfer the State's share to the Maine State Retirement System as soon as practicable after each payroll is paid.

Sec. 5. Personal Services review. The Budget Office, during this biennium, shall continually review with all departments the status of their personnel with the purpose of determining that all departments are expending Personal Service moneys within the intent of the Legislature, and shall report any expenditures contrary to such intent to the Governor and Council and the Legislative Finance Officer.

Sec. 6. Personal Services savings and flexibility. Savings accruing within allocations made for permanent positions may be used for nonrecurring personal services or retirement costs when recommended by the department head and the State Budget Officer, and approved by the Governor and Council. To provide some degree of flexibility, each department may apply to the State Personnel Board for an exchange between job classifications, and such action may be approved if by so doing the total amount determined to be made available for Personal Services, in each department, is not exceeded and also providing that certification is made, in writing, by the department head, that such action will not result in an increased request for Personal Service moneys from any future Legislature. Copies of all State Personnel Board actions and department head certifications relating to such changes shall be furnished to the Legislative Finance Officer.

Sec. 7. Merit ratings required. The State Personnel Board is directed to require merit ratings on each individual who is recommended for a salary increase on a form prescribed by the board. Department heads are directed that the granting of merit increases be scrutinized and documented carefully. It is the intent of the Legislature that in instances where merit increases are not earned and warranted they shall be denied.

Sec. 8. Number of necessary employees. The Governor and the State Budget Officer when next preparing a Budget Document may at their discretion adjust the figures in parentheses, representing numbers of permanent employees, to reflect the number of employees which in their opinion is necessary to the proper operation of each department, institution or agency.

Sec. 9. New or expanded programs. No department shall establish new programs or expand existing programs beyond the scope of those programs already established, recognized and approved by the Legislature, until such program and the method of financing shall be submitted to the Budget Office for evaluation and recommendation to the Legislature, and until funds are made available therefor by the Legislature.

Sec. 10. Federally funded programs. It is the intent of the Legislature that in the event matching federal funds are not available as anticipated for programs in this Act, there is no obligation to provide state funds in excess of the allocations listed in this Act. Positions entirely or partially funded by Federal or other than State sources of funds shall be considered as limited period positions.

Sec. 11. Reduction of revenue. In the event that actual revenue fails to equal estimates during either year of the biennium the individual responsible for the program shall so report to the Governor and Council who may temporarily curtail allotments so that expenditures will not exceed the anticipated income.

Sec. 12. Revenue in excess of estimates. Actual revenue, in excess of that estimated and approved by the Legislature, received in either year of the biennium, may be utilized by the agency for current programs when recommended by the individual responsible for the program and the allotment of such funds is subsequently approved by the Governor and Council.

Sec. 13. Unencumbered allocated balances. At the end of each year of the biennium, all unencumbered allocated balances, including existing balances, may be used for other current programs when recommended by the individual responsible for the program and the allotment of such funds is approved by the Governor and Council.

Sec. 14. New programs established by the 107th Legislature. In the event that legislation concerning the agency is enacted by the 107th Legislature which requires an expenditure in addition to that now shown in section I, the agency is authorized to carry out the intent of such legislation through the use of such funds as are available. The same procedure as to the allotment of such funds shall be followed as that outlined in sections I and 2.

Sec. 15. Additional federal funds. Federal funds received in excess of those shown in section I may be utilized by the agency when properly allotted through the same procedure as outlined in sections I and 2.

Emergency clause. In view of the emergency cited in the preamble, this Act shall take effect July 1, 1975.

(See Schedule starting on PAGE 1-087)

STATE OF MAINE

IN THE YEAR OF OUR LORD, NINETEEN HUNDRED SEVENTY-FIVE

ALLOCATIONS FROM HIGHWAY FUND

AN ACT to Make Allocations from the Highway Fund for the Fiscal Years Ending June 30, 1976 and June 30, 1977.

Emergency preamble. Whereas, Acts and resolves passed by the Legislature do not become effective until 90 days after adjournment unless enacted as emergencies; and

Whereas, the said 90-day period will not terminate until after the beginning of the next fiscal year; and

Whereas, certain obligations and expenses incident to the operation of departments and agencies will become due and payable on or immediately after July 1, 1975; and

Whereas, in the judgement of the Legislature, these facts create an emergency within the meaning of the Constitution of Maine and require the following legislation as immediately necessary for the preservation of the public peace, health and safety; now, therefore,

Be it enacted by the People of the State of Maine, as follows:

Sec. 1. Allocation of Highway Fund. Income to the Highway Fund for the next two fiscal years - from July 1, 1975 to June 30, 1976 and from July 1, 1976 to June 30, 1977 - shall be segregated, apportioned and expended as designated in the following schedules.

Sec. 2. Allocation for special state aid construction. The allocation for state aid construction (Hardship Cases) shall be apportioned to the 16 counties on the basis of the number of miles of improved and unimproved designated state aid highways located within each county not on the federal system, such apportionments to be expended by the Department of Transportation on sections of improved state aid highways where, because of excessive maintenance or hazardous conditions, reconstruction is desirable; and for construction of unimproved sections of state aid highways located between improved sections in instances where the public use and safety require such construction.

Sec. 3. State Police Activities on the Maine Turnpike. The Maine Turnpike Authority shall assume the cost of State Police activities on the Maine Turnpike. The Maine Turnpike Authority shall be billed for these activities and shall be paid to the Treasurer of the State and shall be credited to the General Highway Fund (75%) and General Fund(25%).

Emergency clause. In view of the emergency cited in the preamble, this Act shall take effect July 1, 1975.

(See Schedule starting on PAGE 1-087)

CODE#	POLICY AREA	APPROPRIATION FROM	ALLOCATION FROM	ALLOCATION FROM
	UMBRELLA IDENTITY	GENERAL FUND	SPECIAL REVENUE FUND	HIGHWAY FUND
Part		1975-76	1976-77	1975-76
Program	PAGE#	1975-76	1976-77	1976-77
01	GENERAL GOVERNMENT			
07000	EXECUTIVE			
1	Current Services			
0165	Executive - Governor's Office/Executive Council 2-020			
	Positions	(10)	(10)	-
	Personal Services	165,951	195,844	-
	All Other	148,427	156,027	-
0042	Executive - Public Employment Program 2-022			
	Positions	-	-	(3)
	Personal Services	-	-	62,535
	All Other	-	-	3,001,200
0244	Office of State Employee Relations 2-024			
	Positions	(7)	(7)	-
	Personal Services	127,785	133,696	-
	All Other	38,465	38,575	-
	Capital Expenditures	2,000	500	-
0072	Executive - Blaine House 2-026			
	Positions	(7)	(7)	-
	Personal Services	60,705	63,253	-
	All Other	23,360	23,360	-
0082	Executive - State Planning Office 2-028			
	Positions	(11)	(11)	(32)
	Personal Services	184,886	211,500	208,149
	All Other	221,927	221,927	389,338
	Unallocated	10,000	10,000	-
0071	Executive - Federal-State Coordinator 2-032			
	Positions	(2)	(2)	-
	Personal Services	31,029	32,651	-
	All Other	11,308	11,308	-
0074	Executive - Office of Energy Resources 2-034			
	Positions	(5)	(5)	-
	Personal Services	69,610	68,879	-
	All Other	34,325	34,325	-
0075	Executive - Office of Manpower Planning/Coordination-CETA . 2-036			
	Positions	-	-	(17)
	Personal Services	-	-	267,390
	All Other	-	-	9,284,300
0073	Executive - Law Enforcement Planning & Assistance Agency .. 2-038			
	Positions	-	-	(35)
	Personal Services	53,607	54,338	507,854
	All Other	374,855	374,855	4,185,724

CODE#	POLICY AREA UMBRELLA IDENTITY Part Program	PAGE#	APPROPRIATION FROM		ALLOCATION FROM		ALLOCATION FROM	
			GENERAL FUND 1975-76	1976-77	SPECIAL REVENUE FUND 1975-76	1976-77	HIGHWAY FUND 1975-76	1976-77
01	GENERAL GOVERNMENT (continued)							
08000	DEPARTMENT OF FINANCE AND ADMINISTRATION							
1	Current Services							
0299	Finance - Independent Audit	2-052						
	All Other		14,000	14,600	-	-	-	-
0018	Finance - Commissioner's Office	2-064						
	Positions		(4)	(4)	-	-	-	-
	Personal Services		60,372	60,181	-	-	-	-
	All Other		11,232	11,232	-	-	-	-
	Capital Expenditures		250	250	-	-	-	-
0055	Bureau of the Budget	2-066						
	Positions		(16)	(16)	-	-	-	-
	Personal Services		214,146	216,045	-	-	-	-
	All Other		54,882	54,882	-	-	-	-
	Capital Expenditures		750	750	-	-	-	-
0056	Bureau of Accounts & Control	2-068						
	Positions		(72)	(72)	-	-	-	-
	Personal Services		654,105	650,572	-	-	-	-
	All Other		313,370	316,260	-	-	-	-
	Capital Expenditures		1,520	670	-	-	-	-
0057	BPI - Planning/Construction - Administration	2-070						
	Positions		(19)	(20)	-	-	-	-
	Personal Services		283,288	278,806	-	-	-	-
	All Other		28,151	28,151	-	-	-	-
0058	BPI - Leasing Office Space	2-072						
	All Other		207,800	160,750	-	-	-	-
0061	BPI - District Court Building - Maintenance	2-074						
	Positions		(5)	(5)	-	-	-	-
0062	BPI - Motor Vehicles Building - Maintenance	2-076						
	Positions		-	-	-	-	(7)	-
	Personal Services		-	-	-	-	47,272	-
	All Other		-	-	-	-	15,575	-
0080	BPI - Buildings & Grounds Operations	2-078						
	Positions		(183)	(183)	-	-	-	-
	Personal Services		1,280,750	1,321,603	-	-	-	-
	All Other		407,109	406,704	-	-	-	-
	Capital Expenditures		17,801	16,960	-	-	-	-
0135	BPI - State Police Headquarters Building - Maintenance	2-080						
	Positions		-	-	-	-	(6)	(6)
	Personal Services		-	-	-	-	24,439	24,463
	All Other		14,180	14,187	-	-	18,100	18,100

CODE#	POLICY AREA	APPROPRIATION FROM	ALLOCATION FROM	ALLOCATION FROM
	UMBRELLA IDENTITY	GENERAL FUND	SPECIAL REVENUE FUND	HIGHWAY FUND
Part		1975-76	1976-77	1975-76
Program	PAGE#			1976-77
01	GENERAL GOVERNMENT			
08000	DEPARTMENT OF FINANCE AND ADMINISTRATION			
1	Current Services (continued)			
0007	Bureau of Purchases - Operations 2-084			
	Positions	(24)	(24)	-
	Personal Services	251,099	250,957	-
	All Other	22,545	22,545	-
	Capital Expenditures	900	900	-
0001	Elderly Householders' Tax and Rent Refund 2-086			
	Positions	(3)	(3)	-
	Personal Services	10,317	10,376	-
	All Other	3,142,519	3,142,519	-
0002	Bureau of Taxation - Administration 2-088			
	Positions	(170)	(170)	-
	Personal Services	1,705,830	1,693,398	-
	All Other	588,346	588,346	-
	Capital Expenditures	15,000	14,850	-
0003	Bureau of Property Taxation - Administration 2-090			
	Positions	(44)	(44)	-
	Personal Services	504,864	509,717	-
	All Other	174,905	174,905	-
	Capital Expenditures	1,181	1,022	-
0407	Taxation - Reimbursement to Municipalities for Tax Loss ... 2-092			
	All Other	340,000	340,000	-
0005	Maine Insurance Advisory Board 2-116			
	Positions	(3)	(3)	-
	Personal Services	38,603	37,852	-
	All Other	228,634	233,634	-
	Capital Expenditures	550	300	-
0060	BPI - Capitol Planning Commission 2-118			
	All Other	830	830	-
3	Capital Improvements			
0059	Capital Construction/Repairs/Improvements - Finance 2-140			
	All Other	600,000	600,000	-
	Capital Expenditures	167,700	-	-
26000	ATTORNEY GENERAL			
1	Current Services			
0310	Attorney General - Operations 2-146			
	Positions	(50)	(50)	-
	Personal Services	813,273	873,823	-
	All Other	124,600	124,600	-
	Capital Expenditures	5,740	-	-

CODE#	POLICY AREA UMBRELLA IDENTITY Part Program	PAGE#	APPROPRIATION FROM		ALLOCATION FROM		ALLOCATION FROM	
			GENERAL FUND 1975-76	1976-77	SPECIAL REVENUE FUND 1975-76	1976-77	HIGHWAY FUND 1975-76	1976-77
01	GENERAL GOVERNMENT							
26000	ATTORNEY GENERAL							
1	Current Services (continued)							
0409	Attorney General - District Attorneys Salaries	2-148						
	Positions		(33)	(33)	-	-	-	-
	Personal Services		473,000	496,650	-	-	-	-
0412	Attorney General - Office of the Chief Medical Examiner ...	2-150						
	Positions		(2)	(2)	-	-	-	-
	Personal Services		36,592	38,434	-	-	-	-
	All Other		109,094	109,094	-	-	-	-
0410	Attorney General - Legal Education Program	2-152						
	Personal Services		-	-	113,607	113,802	-	-
	All Other		-	-	43,281	43,256	-	-
0411	Attorney General - Consumer Fraud Division	2-154						
	Personal Services		-	-	7,017	7,029	-	-
	All Other		-	-	7,983	4,971	-	-
27000	DEPARTMENT OF AUDIT							
1	Current Services							
0067	Audit - Departmental Division	2-160						
	Positions		(19)	(19)	-	-	-	-
	Personal Services		274,772	275,082	-	-	-	-
	All Other		18,225	18,225	-	-	-	-
	Capital Expenditures		720	1,500	-	-	-	-
0070	Audit - Municipal Division	2-162						
	Positions		-	-	(17)	(17)	-	-
	Personal Services		-	-	244,855	244,081	-	-
	All Other		-	-	39,100	39,100	-	-
0069	Audit - Program Evaluation & Review Division	2-164						
	Positions		(4)	(4)	-	-	-	-
	Personal Services		59,779	60,378	-	-	-	-
	All Other		2,885	2,885	-	-	-	-
0068	Audit - Fraud Investigation Division	2-166						
	Positions		(4)	(4)	-	-	-	-
	Personal Services		48,093	48,302	-	-	-	-
	All Other		7,071	7,071	-	-	-	-
28000	TREASURER OF STATE							
1	Current Services							
0022	Treasurer - Departmental Operations	2-178						
	Positions		(13)	(13)	-	-	-	-
	Personal Services		124,895	125,719	-	-	-	-
	All Other		3,764,077	3,764,077	-	-	-	-
	Capital Expenditures		380	3,380	-	-	-	-

CODE#	POLICY AREA UMBRELLA IDENTITY Part Program	PAGE#	APPROPRIATION FROM		ALLOCATION FROM		ALLOCATION FROM	
			GENERAL FUND		SPECIAL REVENUE FUND		HIGHWAY FUND	
			1975-76	1976-77	1975-76	1976-77	1975-76	1976-77
01	GENERAL GOVERNMENT							
28000	TREASURER OF STATE							
1	Current Services (continued)							
0019	Treasurer - Tree Growth Tax Law - Counties	2-180						
	All Other		700,000	700,000	-	-	-	-
0021	Treasurer - Debt Service	2-182						
	All Other		18,700,000	20,100,000	-	-	-	-
0020	Treasurer - State-Municipal Revenue Sharing	2-184						
	All Other		-	-	8,893,000	9,755,000	-	-
29000	DEPARTMENT OF THE SECRETARY OF STATE							
1	Current Services							
0044	Secretary of State - Administrative Operations	2-190						
	Positions		(4.5)	(4.5)	-	-	-	-
	Personal Services		45,861	45,540	-	-	-	-
	All Other		13,468	13,645	-	-	-	-
	Capital Expenditures		1,100	1,040	-	-	-	-
0045	Secretary of State - Uniform Commercial Code Division	2-192						
	Positions		(2.5)	(2.5)	-	-	-	-
	Personal Services		19,276	19,166	-	-	-	-
	All Other		2,035	2,035	-	-	-	-
0047	Secretary of State - Election Division	2-194						
	Positions		(4.5)	(4.5)	-	-	-	-
	Personal Services		68,722	73,366	-	-	-	-
	All Other		80,620	80,780	-	-	-	-
	Capital Expenditures		150	150	-	-	-	-
0046	Secretary of State - Corporation Division	2-196						
	Positions		(9.5)	(9.5)	-	-	-	-
	Personal Services		75,280	74,982	-	-	-	-
	All Other		15,041	15,041	-	-	-	-
0077	Motor Vehicles - Administration	2-200						
	Positions		-	-	-	-	(64)	(64)
	Personal Services		-	-	-	-	512,288	514,235
	All Other		-	-	-	-	657,391	657,391
	Capital Expenditures		-	-	-	-	27,495	990
0078	Motor Vehicles - Public Services	2-202						
	Positions		-	-	-	-	(83)	(83)
	Personal Services		-	-	-	-	519,089	523,393
	All Other		-	-	-	-	214,782	214,782
	Capital Expenditures		-	-	-	-	1,980	-
0079	Motor Vehicles - Driver Improvement/Fiscal Responsibility .	2-204						
	Positions		-	-	-	-	(78)	(78)
	Personal Services		-	-	-	-	624,222	627,834
	All Other		-	-	-	-	107,292	107,292
	Capital Expenditures		-	-	-	-	12,465	2,970

CODE#	POLICY AREA	APPROPRIATION FROM	ALLOCATION FROM	ALLOCATION FROM
	UMBRELLA IDENTITY	GENERAL FUND	SPECIAL REVENUE FUND	HIGHWAY FUND
Part		1975-76	1975-76	1975-76
Program	PAGE#	1976-77	1976-77	1976-77
01	GENERAL GOVERNMENT			
29000	DEPARTMENT OF THE SECRETARY OF STATE			
1	Current Services (continued)			
0087	Motor Vehicles - Driver Examination 2-206			
	Positions	-	-	(58) (58)
	Personal Services	-	-	509,409 508,372
	All Other	-	-	103,550 103,550
	Capital Expenditures	-	-	3,000 12,000
0049	Archives - State Archives & Records Management 2-208			
	Positions	(13)	(13)	- -
	Personal Services	152,915	153,268	- -
	All Other	13,950	-	- -
0050	Archives - Administration 2-210			
	Positions	(6)	(6)	- -
	Personal Services	74,157	73,528	- -
	All Other	64,872	64,872	3,500 4,000
0051	Archives - Photoduplication/Records Preservation Services . 2-212			
	Positions	(3)	(3)	- -
	Personal Services	30,767	30,975	- -
	Capital Expenditures	5,000	-	- -
30000	LEGISLATIVE			
1	Current Services			
0081	Legislature 2-238 *			
	Positions	(30)	(30)	- -
	Personal Services	864,120	1,973,058	- -
	All Other	844,134	1,485,819	- -
	Capital Expenditures	7,150	11,350	- -
0242	Commission on Uniform State Laws 2-240			
	All Other	4,464	4,464	- -
0053	Commission on Interstate Cooperation 2-242			
	All Other	20,048	20,048	- -
0054	Commission on Intergovernmental Relations 2-244			
	All Other	1,360	1,360	- -
40000	JUDICIAL DEPARTMENT			
1	Current Services			
0063	Supreme Judicial & Superior Courts 2-250			
	Positions	(54)	(54)	(10) (10)
	Personal Services	922,679	918,662	75,000 80,000
	All Other	472,496	472,496	34,843 34,843
0064	District Court Administration 2-252			
	Positions	(139)	(139)	- -
	Unallocated	2,043,237	2,092,073	- -

CODE#	POLICY AREA UMBRELLA IDENTITY Part Program	PAGE#	APPROPRIATION FROM		ALLOCATION FROM		ALLOCATION FROM	
			GENERAL FUND 1975-76	1976-77	SPECIAL REVENUE FUND 1975-76	1976-77	HIGHWAY FUND 1975-76	1976-77
01	GENERAL GOVERNMENT (continued)							
94000	INDEPENDENT AGENCIES - OTHER							
1	Current Services							
0066	Administrative Court	2-266						
	Positions		(2)	(2)	-	-	-	-
	Personal Services		34,208	33,756	-	-	-	-
	All Other		3,062	3,062	-	-	-	-
0026	State Employees' Appeals Board	2-270						
	Personal Services		9,720	10,561	-	-	-	-
	All Other		1,283	1,283	-	-	-	-
0024	Municipal Valuation Appeals Board	2-276						
	Personal Services		8,503	17,423	-	-	-	-
	All Other		2,666	2,666	-	-	-	-
0038	State Personnel Board - Administration	2-278						
	Positions		(6)	(6)	-	-	-	-
	Personal Services		78,750	79,974	-	-	-	-
	All Other		17,285	17,153	-	-	-	-
0039	State Personnel Board - Classification & Compensation	2-280						
	Positions		(7)	(7)	(2)	(2)	-	-
	Personal Services		82,140	85,486	15,223	16,076	-	-
	All Other		5,651	5,047	-	-	-	-
0040	State Personnel Board - Career Management/Labor Relations .	2-282						
	Positions		(13)	(13)	-	-	-	-
	Personal Services		124,271	126,407	-	-	-	-
	All Other		11,279	11,018	-	-	-	-
	Capital Expenditures		510	510	-	-	-	-
0041	State Personnel Board - Records Management	2-284						
	Positions		(4)	(4)	(1)	(1)	-	-
	Personal Services		27,385	28,372	6,469	6,755	-	-
	All Other		3,165	3,038	-	-	-	-
	Capital Expenditures		510	510	-	-	-	-
0043	State Personnel Board - Public Service Careers	2-286						
	Positions		-	-	(4)	(4)	-	-
	Personal Services		-	-	44,357	45,299	-	-
	All Other		-	-	24,154	24,154	-	-
0084	State Retirement System - Group Life Insurance Fund	2-292						
	All Other		158,000	158,000	-	-	-	-
0085	State Retirement System - Retirement Allowance Fund	2-294						
	All Other		84,926	86,494	-	-	-	-
0086	State Retirement System - Survivor Benefit Fund	2-296						
	All Other		8,412	8,412	-	-	-	-

CODE#	POLICY AREA		APPROPRIATION FROM		ALLOCATION FROM		ALLOCATION FROM	
	<u>UMBRELLA IDENTITY</u>		GENERAL FUND		SPECIAL REVENUE FUND		HIGHWAY FUND	
Part			1975-76	1976-77	1975-76	1976-77	1975-76	1976-77
Program		PAGE#						

04	ECONOMIC DEVELOPMENT							
01000	<u>DEPARTMENT OF AGRICULTURE</u>							
1	<u>Current Services</u>							
0400	Agriculture - Commissioner's Office.....	2-330						
	Positions		(2)	(2)	-	-	-	-
	Personal Services		31,064	30,369	-	-	-	-
	All Other		13,779	13,779	-	-	-	-
	Capital Expenditures		-	1,500	-	-	-	-
0401	Agriculture - Departmental Administrative Services	2-332						
	Positions		(14)	(14)	-	-	-	-
	Personal Services		138,247	136,476	-	-	-	-
	All Other		35,734	35,734	700	700	-	-
	Capital Expenditures		625	-	1,300	1,300	-	-
	Unallocated		-	-	5,023	5,523	-	-
0393	Agricultural Marketing Services	2-334						
	Positions		(6)	(6)	(58)	(58)	-	-
	Personal Services		69,830	68,405	988,104	999,646	-	-
	All Other		8,100	8,100	187,500	187,500	-	-
	Capital Expenditures		2,000	-	4,300	-	-	-
	Unallocated		-	-	316,965	386,594	-	-
0395	Agricultural Promotional Services	2-336						
	Positions		(8)	(8)	-	-	-	-
	Personal Services		88,393	88,733	-	-	-	-
	All Other		82,020	82,020	259,000	259,000	-	-
	Capital Expenditures		2,600	-	-	-	-	-
	Unallocated		-	-	104,999	104,999	-	-
0394	Animal Industry Services	2-338						
	Positions		(15)	(15)	(4)	(4)	-	-
	Personal Services		184,430	181,171	41,734	42,138	-	-
	All Other		63,455	63,455	21,380	21,380	-	-
	Capital Expenditures		4,500	1,250	-	-	-	-
	Unallocated		-	-	33,246	44,728	-	-
0396	Plant Industry Services	2-340						
	Positions		(4)	(4)	(19)	(19)	-	-
	Personal Services		55,545	54,723	248,358	247,237	-	-
	All Other		6,230	6,230	87,260	87,260	-	-
	Capital Expenditures		-	-	500	300	-	-
	Unallocated		-	-	194,619	207,232	-	-
0289	Agriculture - Consumer Services	2-342						
	Positions		(39)	(39)	(92)	(92)	-	-
	Personal Services		435,212	429,000	983,958	992,808	-	-
	All Other		278,460	278,460	167,686	168,186	-	-
	Capital Expenditures		-	6,000	-	-	-	-
	Unallocated		-	-	176,494	188,569	-	-

CODE#	POLICY AREA UMBRELLA IDENTITY Part Program	PAGE#	APPROPRIATION FROM		ALLOCATION FROM		ALLOCATION FROM	
			GENERAL FUND		SPECIAL REVENUE FUND		HIGHWAY FUND	
			1975-76	1976-77	1975-76	1976-77	1975-76	1976-77
04	ECONOMIC DEVELOPMENT							
01000	DEPARTMENT OF AGRICULTURE							
1	Current Services (continued)							
0398	Animal Welfare	2-344						
	Positions		(4)	(4)	-	-	-	-
	Personal Services		54,448	54,532	-	-	-	-
	All Other		15,173	15,173	-	-	-	-
	Capital Expenditures		170	-	-	-	-	-
0188	Maine Milk Commission	2-348						
	Positions		-	-	(5)	(5)	-	-
	Personal Services		-	-	64,164	63,622	-	-
	All Other		-	-	20,685	20,685	-	-
	Unallocated		-	-	2,006	4,549	-	-
0391	Maine Dairy Council Committee	2-350						
	Positions		-	-	(6)	(6)	-	-
	Personal Services		-	-	52,714	53,002	-	-
	All Other		-	-	43,800	43,800	-	-
	Capital Expenditures		-	-	340	230	-	-
	Unallocated		-	-	34,810	41,878	-	-
0320	State Harness Racing Commission	2-352						
	Positions		(4)	(4)	-	-	-	-
	Personal Services		77,897	78,113	-	-	-	-
	All Other		34,324	34,324	240,500	241,500	-	-
	Unallocated		-	-	92,641	93,641	-	-
0321	State Soil & Water Conservation Commission	2-354						
	Positions		(3)	(3)	-	-	-	-
	Personal Services		39,346	38,467	-	-	-	-
	All Other		58,805	58,805	-	-	-	-
	Capital Expenditures		300	-	-	-	-	-
0399	Maine Agricultural Bargaining Board	2-356						
	Positions		(1)	(1)	-	-	-	-
	Personal Services		3,006	3,089	-	-	-	-
	All Other		6,412	6,412	-	-	-	-
0288	Board of Veterinary Examiners	2-358						
	Personal Services		-	-	600	600	-	-
	All Other		-	-	650	650	-	-
	Unallocated		-	-	857	607	-	-
0206	Maine Milk Tax Committee	2-360						
	Positions		-	-	(1)	(1)	-	-
	Personal Services		-	-	16,886	16,596	-	-
	All Other		-	-	248,800	239,000	-	-
	Unallocated		-	-	23,067	30,327	-	-
0388	Maine Potato Commission	2-362						
	Positions		-	-	(2)	(2)	-	-
	Personal Services		-	-	32,392	33,406	-	-
	All Other		-	-	269,662	270,502	-	-
	Unallocated		-	-	112,796	122,088	-	-

CODE#

POLICY AREA
UMBRELLA IDENTITY
Part
 Program

PAGE#	APPROPRIATION FROM		ALLOCATION FROM		ALLOCATION FROM	
	1975-76	1976-77	1975-76	1976-77	1975-76	1976-77

04 ECONOMIC DEVELOPMENT						
01000 DEPARTMENT OF AGRICULTURE						
1 Current Services (continued)						
0287 Board of Pesticides Control 2-364						
Positions	(2)	(2)	-	-	-	-
Personal Services	21,155	20,683	800	800	-	-
All Other	6,210	6,210	-	-	-	-
Unallocated	-	-	2,044	2,044	-	-
02000 DEPARTMENT OF BUSINESS REGULATION						
1 Current Services						
0094 Business Regulation - Special Services Division 2-392						
Positions	-	-	(4)	(4)	-	-
0096 Business Regulation - Commissioner's Office 2-394						
Positions	(2)	(2)	-	-	-	-
Personal Services	36,731	38,871	-	-	-	-
All Other	2,459	1,950	-	-	-	-
0093 Business Regulation - Bureau of Banks & Banking 2-396						
Positions	(4)	(4)	(29)	(29)	-	-
Personal Services	35,173	36,999	353,375	362,741	-	-
All Other	7,200	6,000	120,800	122,800	-	-
Capital Expenditures	600	-	-	3,500	-	-
Unallocated	-	-	72,548	160,807	-	-
0092 Business Regulation - Bureau of Insurance 2-398						
Positions	(4)	(4)	(22)	(22)	-	-
Personal Services	53,058	55,371	235,380	235,565	-	-
All Other	17,600	16,000	132,150	134,150	-	-
Unallocated	-	-	223,081	93,366	-	-
0095 Maine State Boxing Commission 2-402						
Positions	(3½)	(3½)	-	-	-	-
Personal Services	8,650	9,102	-	-	-	-
All Other	6,470	6,120	-	-	-	-
0097 Land Damage Board 2-406						
Positions	-	-	-	-	(2)	(2)
Personal Services	-	-	-	-	98,407	96,596
All Other	-	-	-	-	20,845	20,845
0090 Maine Real Estate Commission 2-408						
Positions	-	-	(12)	(12)	-	-
Personal Services	-	-	86,156	87,445	-	-
All Other	-	-	94,740	96,740	-	-
Capital Expenditures	-	-	750	750	-	-
Unallocated	-	-	55,650	3,915	-	-

CODE#	POLICY AREA		APPROPRIATION FROM		ALLOCATION FROM		ALLOCATION FROM	
	UMBRELLA IDENTITY							
	Part		GENERAL FUND		SPECIAL REVENUE FUND		HIGHWAY FUND	
	Program	PAGE#	1975-76	1976-77	1975-76	1976-77	1975-76	1976-77

04	ECONOMIC DEVELOPMENT							
02000	DEPARTMENT OF BUSINESS REGULATION							
1	Current Services (continued)							
0091	Business REgulation - Bureau of Consumer Protection	2-410						
	Positions		-	-	(9)	(9)	-	-
	Personal Services		-	-	112,319	113,728	-	-
	All Other		-	-	75,720	77,720	-	-
	Unallocated		-	-	140,160	200,712	-	-
03000	DEPARTMENT OF COMMERCE AND INDUSTRY							
1	Current Services							
0285	Commerce & Industry - Department Operations	2-434						
	Positions		(31)	(31)	-	-	-	-
	Personal Services		289,938	298,268	-	-	-	-
	All Other		306,626	328,338	-	-	-	-
13000	DEPARTMENT OF MARINE RESOURCES							
1	Current Services							
0029	Marine Resources - Enforcement Division	2-442						
	Positions		(37)	(37)	(1)	(1)	-	-
	Personal Services		529,767	520,917	-	-	-	-
	All Other		154,585	154,585	-	-	-	-
	Capital Expenditures		4,840	5,324	-	-	-	-
	Unallocated		-	-	1,853	-	-	-
0027	Marine Resources - Federal / State Matching Funds	2-444						
	Unallocated		203,250	203,250	-	-	-	-
0258	Marine Resources -Administration/Research/Market/Extension.	2-446						
	Positions		(43)	(43)	(52)	(52)	-	-
	Personal Services		467,008	465,396	364,016	399,413	-	-
	All Other		322,846	322,846	198,379	211,304	-	-
	Capital Expenditures		10,000	10,000	8,500	19,400	-	-
	Unallocated		-	-	68,450	-	-	-
90000	INDEPENDENT AGENCIES - REGULATORY							
1	Current Services							
0379	Board of Accountancy	2-462						
	Personal Services		-	-	4,659	4,892	-	-
	All Other		-	-	14,820	14,820	-	-
	Unallocated		-	-	21,642	21,430	-	-
0231	Arborists Examining Board	2-464						
	Unallocated		-	-	1,300	1,300	-	-
0381	Maine State Board for Registration of Architects	2-466						
	Personal Services		-	-	330	346	-	-
	All Other		-	-	9,505	9,505	-	-
	Capital Expenditures		-	-	300	300	-	-
	Unallocated		-	-	22,073	22,622	-	-

CODE#	POLICY AREA	APPROPRIATION FROM	ALLOCATION FROM	ALLOCATION FROM
	UMBRELLA IDENTITY	GENERAL FUND	SPECIAL REVENUE FUND	HIGHWAY FUND
Part		1975-76	1976-77	1975-76
Program	PAGE#	1975-76	1976-77	1976-77
04 ECONOMIC DEVELOPMENT				
90000 INDEPENDENT AGENCIES - REGULATORY				
1 Current Services (continued)				
0380 Board of Bar Examiners	2-468			
Personal Services		-	-	5,122
All Other		-	-	18,475
Unallocated		-	-	19,856
0373 State Board of Barbers	2-470			
Personal Services		-	-	20,449
All Other		-	-	11,250
Unallocated		-	-	18,982
0371 Board of Chiropractic Examination and Registration	2-472			
Personal Services		-	-	200
All Other		-	-	2,500
Unallocated		-	-	566
0374 State Board of Cosmetology	2-474			
Positions		-	-	(6)
Personal Services		-	-	55,108
All Other		-	-	36,124
Unallocated		-	-	36,345
0384 Board of Dental Examiners	2-476			
Personal Services		-	-	2,370
All Other		-	-	8,165
Capital Expenditures		-	-	400
Unallocated		-	-	17,221
0369 State Board of Registration for Professional Engineers ...	2-478			
All Other		-	-	17,250
Unallocated		-	-	3,542
0203 State Board of Funeral Service	2-480			
Personal Services		-	-	838
All Other		-	-	2,800
Unallocated		-	-	33,220
0183 Industrial Accident Commission	2-482			
Positions		(22)	(22)	-
Personal Services		223,217	219,640	-
All Other		23,855	23,855	-
Capital Expenditures		3,500	3,000	-
0368 State Board of Registration for Land Surveyors	2-484			
All Other		-	-	6,250
Unallocated		-	-	11,509

CODE#	POLICY AREA UMBRELLA IDENTITY Part Program	PAGE#	APPROPRIATION FROM		ALLOCATION FROM		ALLOCATION FROM	
			GENERAL FUND		SPECIAL REVENUE FUND		HIGHWAY FUND	
			1975-76	1976-77	1975-76	1976-77	1975-76	1976-77
04	ECONOMIC DEVELOPMENT							
90000	INDEPENDENT AGENCIES - REGULATORY							
1	Current Services (continued)							
0367	Licensure of Administrators of Medical Care Facilities 2-486							
	Personal Services		-	-	2,960	2,960	-	-
	All Other		-	-	6,770	6,770	-	-
	Unallocated		-	-	4,870	8,640	-	-
0376	Board of Registration in Medicine 2-488							
	Positions		-	-	(3)	(3)	-	-
	Personal Services		-	-	30,380	31,066	-	-
	All Other		-	-	90,400	90,400	-	-
	Unallocated		-	-	177,585	186,119	-	-
0372	State Board of Nursing 2-490							
	Positions		-	-	(8)	(8)	-	-
	Personal Services		-	-	82,549	82,467	-	-
	All Other		-	-	32,350	32,350	-	-
	Capital Expenditures		-	-	1,325	50	-	-
	Unallocated		-	-	7,975	19,875	-	-
0385	Board of Optometry 2-492							
	Personal Services		-	-	1,340	1,410	-	-
	All Other		-	-	1,965	1,965	-	-
	Capital Expenditures		-	-	70	70	-	-
	Unallocated		-	-	10,542	13,397	-	-
0383	Board of Osteopathic Examination and Registration 2-494							
	Personal Services		-	-	1,791	1,880	-	-
	All Other		-	-	2,445	2,445	-	-
	Unallocated		-	-	5,038	5,713	-	-
0223	Passenger Tramway Safety Board 2-496							
	Unallocated		-	-	11,331	11,711	-	-
0387	Penobscot Bay and River Pilotage Commission 2-498							
	All Other		-	-	110	120	-	-
	Unallocated		-	-	4,592	5,372	-	-
0382	Board of Commissioners of the Profession of Pharmacy 2-500							
	Personal Services		-	-	6,870	7,213	-	-
	All Other		-	-	6,540	6,540	-	-
	Capital Expenditures		-	-	500	500	-	-
	Unallocated		-	-	45,306	47,053	-	-
0378	Board of Examiners in Physical Therapy 2-502							
	Personal Services		-	-	406	426	-	-
	All Other		-	-	2,597	2,597	-	-
	Unallocated		-	-	4,526	6,441	-	-

CODE#	POLICY AREA		APPROPRIATION FROM		ALLOCATION FROM		ALLOCATION FROM	
	UMBRELLA IDENTITY		GENERAL FUND		SPECIAL REVENUE FUND		HIGHWAY FUND	
	Part	PAGE#	1975-76	1976-77	1975-76	1976-77	1975-76	1976-77
	Program							
04	ECONOMIC DEVELOPMENT							
90000	INDEPENDENT AGENCIES - REGULATORY							
1	Current Services (continued)							
0189	Plumbers Examining Board	2-504						
	Positions		-	-	(4)	(4)	-	-
	Personal Services		-	-	37,016	36,937	-	-
	All Other		-	-	3,984	4,063	-	-
	Unallocated		-	-	10,216	10,216	-	-
0377	Examiners of Podiatrists	2-506						
	Personal Services		-	-	190	200	-	-
	All Other		-	-	1,120	1,120	-	-
	Unallocated		-	-	3,173	3,058	-	-
0184	PUC - Administrative Division	2-510						
	Positions		(21)	(21)	-	-	-	-
	Personal Services		325,455	320,580	-	-	-	-
	All Other		121,215	121,264	950	950	-	-
	Capital Expenditures		800	400	-	-	-	-
0185	PUC - Transportation Division	2-512						
	Positions		-	-	-	-	(34)	(34)
	Personal Services		-	-	-	-	389,698	387,735
	All Other		-	-	-	-	86,702	86,702
	Capital Expenditures		-	-	-	-	800	800
	Unallocated		-	-	-	-	477,220	376,983
0386	State Board of Examiners of Psychologists	2-514						
	Personal Services		-	-	25	25	-	-
	All Other		-	-	3,110	3,110	-	-
	Unallocated		-	-	187	52	-	-
0370	State Board of Social Worker Registration	2-516						
	All Other		-	-	3,230	3,230	-	-
	Unallocated		-	-	2,857	1,927	-	-
0104	Board of Certification -Of Water Treatment Plant Operators.	2-518						
	All Other		765	765	-	-	-	-
92000	INDEPENDENT AGENCIES - ADVISORY							
1	Current Services							
0375	Blueberry Industry Advisory Board	2-528						
	All Other		-	-	52,500	52,500	-	-
	Unallocated		-	-	37,128	34,628	-	-
94000	INDEPENDENT AGENCIES - OTHER							
1	Current Services							
0254	Maine Sardine Council	2-536						
	Positions		-	-	(6)	(6)	-	-
	Personal Services		-	-	83,022	83,090	-	-
	All Other		-	-	197,200	187,700	-	-
	Capital Expenditures		-	-	250	1,650	-	-

CODE#

PAGE 1-101

POLICY AREA

UMBRELLA IDENTITY

Part

Program

APPROPRIATION FROM

ALLOCATION FROM

ALLOCATION FROM

GENERAL FUND

SPECIAL REVENUE FUND

HIGHWAY FUND

PAGE#

1975-76

1976-77

1975-76

1976-77

1975-76

1976-77

05 EDUCATIONAL AND CULTURE

05000 DEPARTMENT OF EDUCATIONAL AND CULTURAL SERVICES

1 Current Services

0270 Education - Administrative Services 2-554

Positions

(5)

(5)

(9)

(9)

-

-

Personal Services

44,504

45,171

99,806

100,869

-

-

All Other

8,188

8,188

31,620

31,620

-

-

0271 Education - Planning & Management Information 2-556

Positions

(2)

(2)

(20)

(20)

-

-

Personal Services

122,561

120,959

120,222

119,498

-

-

All Other

162,134

162,134

46,016

45,916

-

-

Capital Expenditures

-

-

500

-

-

-

0363 Education - Departmental Administration 2-558

Positions

(4)

(4)

-

-

-

-

Personal Services

73,978

72,867

-

-

-

-

All Other

53,522

53,522

-

-

-

-

0181 Education Finance 2-560

Positions

(13)

(13)

(5)

(5)

-

-

Personal Services

156,245

153,936

43,225

43,699

-

-

All Other

26,963

26,963

3,030

3,030

-

-

0182 Bureau of Instruction - Administration 2-562

Positions

(2)

(2)

-

-

-

-

Personal Services

30,928

30,236

-

-

-

-

All Other

4,233

4,233

-

-

-

-

0313 Education - Federal Program Administration 2-564

Positions

-

-

(2)

(2)

-

-

Personal Services

-

-

27,605

27,383

-

-

All Other

-

-

4,420

4,420

-

-

0314 Local School Services - Offices of the Director 2-566

Positions

(2)

(2)

-

-

-

-

Personal Services

31,305

30,605

-

-

-

-

All Other

3,284

3,284

-

-

-

-

0272 Local School Services - Surplus Property Program 2-568

Positions

-

-

(4)

(4)

-

-

Personal Services

-

-

36,188

35,818

-

-

All Other

-

-

26,285

26,285

-

-

0273 Local School Services - Donated Commodities Program 2-570

Positions

(4 1/2)

(4 1/2)

-

-

-

-

Personal Services

38,312

37,534

-

-

-

-

All Other

4,180

4,180

-

-

-

-

CODE#

PAGE 1-102

POLICY AREA		APPROPRIATION FROM		ALLOCATION FROM		ALLOCATION FROM	
UMBRELLA IDENTITY		GENERAL FUND		SPECIAL REVENUE FUND		HIGHWAY FUND	
Part	PAGE#	1975-76	1976-77	1975-76	1976-77	1975-76	1976-77
Program							
05 EDUCATION AND CULTURE							
05000 DEPARTMENT OF EDUCATIONAL AND CULTURAL SERVICES							
1 Current Services (continued)							
0274 Local School Services - School Nutrition Program	2-572						
Positions		(7)	(7)	(4 1/2)	(4 1/2)	-	-
Personal Services		88,560	87,107	49,544	49,654	-	-
All Other		468,426	485,580	8,846,658	8,846,658	-	-
0275 Local School Services - School Transportation Program	2-574						
Positions		(3)	(3)	(1)	(1)	-	-
Personal Services		34,940	34,710	12,247	12,620	-	-
All Other		5,421	5,421	2,480	2,480	-	-
0276 Local School Services - School Facilities Program	2-576						
Positions		(3)	(3)	(1)	(1)	-	-
Personal Services		43,770	42,939	17,317	17,429	-	-
All Other		12,655	12,655	26,455	26,455	-	-
0168 Education - Student Loan Insurance Fund	2-578						
All Other		-	-	358,000	360,000	-	-
0308 Education - General Purpose Aid for Local Schools	2-580						
All Other		108,050,000	120,725,000	534,000	534,000	-	-
0319 Education - General Purpose Aid for Indian Schools	2-582						
All Other		659,300	732,800	-	-	-	-
0170 Education - Teacher Retirement	2-584						
All Other		13,485,662	14,712,293	-	-	-	-
0220 Schooling of Children in Unorganized Territory (SCUT)	2-586						
Positions		(56)	(56)	(9)	(9)	-	-
Personal Services		487,256	511,006	68,214	71,930	-	-
All Other		1,380,872	1,374,877	19,900	19,900	-	-
0277 Education - Human Development & Guidance	2-588						
Positions		(3)	(3)	(1 1/2)	(1 1/2)	-	-
Personal Services		37,349	37,170	18,952	19,221	-	-
All Other		26,525	26,525	34,869	34,618	-	-
0279 Education - Grant/Loan/Scholarship Fund	2-590						
All Other		457,864	457,864	-	-	-	-
0280 Education - Higher Education Services	2-592						
Positions		(1)	(1)	(3)	(3)	-	-
Personal Services		15,812	15,684	42,027	42,090	-	-
All Other		442,322	442,312	114,112	113,112	-	-

CODE#

POLICY AREA
 UMBRELLA IDENTITY
 Part
 Program

PAGE#

APPROPRIATION FROM

ALLOCATION FROM

ALLOCATION FROM

PAGE 1-103

GENERAL FUND

SPECIAL REVENUE FUND

HIGHWAY FUND

1975-76

1976-77

1975-76

1976-77

1975-76

1976-77

05 EDUCATION AND CULTURE
 05000 DEPARTMENT OF EDUCATIONAL AND CULTURAL SERVICES
 1 Current Services (continued)
 0281 Education - Teacher Education 2-594
 Positions (2) (2) (4) (4) - -
 Personal Services 27,887 27,500 47,412 48,007 - -
 All Other 17,027 17,027 157,585 157,585 - -
 0282 Education - Certification & Placement 2-596
 Positions (8) (8) (1) (1) - -
 Personal Services 77,658 77,236 13,315 13,734 - -
 All Other 15,240 15,240 910 910 - -
 0283 Education - Curriculum 2-598
 Positions (7) (7) (9 1/2) (9 1/2) - -
 Personal Services 134,043 132,927 74,266 73,564 - -
 All Other 27,103 27,103 225,925 225,925 - -
 0284 Education - Exceptional Children / Special Education 2-600
 Positions (3) (3) (6) (6) - -
 Personal Services 39,445 38,950 80,132 79,304 - -
 All Other 22,910 22,910 185,249 185,249 - -
 0312 Education - Civil Defense Education 2-602
 Positions - - (1) (1) - -
 Personal Services - - 7,645 7,514 - -
 All Other - - 20,190 20,190 - -
 0315 Local School Services - Neighborhood Youth Corps Program .. 2-604
 Positions - - (3) (3) - -
 Personal Services - - 1,567,192 1,567,192 - -
 All Other - - 21,000 21,000 - -
 0364 Education - Adult Education 2-606
 Positions (2) (2) (15 1/2) (15 1/2) - -
 Personal Services 36,542 36,728 191,696 192,299 - -
 All Other 757,041 757,041 280,811 280,811 - -
 0402 Education of Children of Low Income Families - (Title I) .. 2-608
 Positions - - (6) (6) - -
 Personal Services - - 85,797 85,425 - -
 All Other - - 6,109,688 6,101,284 - -
 0403 Education - Supplemental Education Centers 2-610
 Positions - - (3) (3) - -
 Personal Services - - 41,727 41,378 - -
 All Other - - 705,787 705,787 - -

CODE#

POLICY AREA
UMBRELLA IDENTITY
Part
Program

PAGE#

APPROPRIATION FROM

ALLOCATION FROM

ALLOCATION FROM

GENERAL FUND

SPECIAL REVENUE FUND

HIGHWAY FUND

1975-76

1976-77

1975-76

1976-77

1975-76

1976-77

05 EDUCATION AND CULTURE
05000 DEPARTMENT OF EDUCATIONAL AND CULTURAL SERVICES
1 Current Services (continued)

0174 Museum - Research & Collections 2-612
Positions (9) (9) - - - -
Personal Services 118,577 118,169 - - - -
All Other 19,611 19,611 29,000 5,525 - -

0175 Education & Public Service 2-614
Positions (4) (4) - - - -
Personal Services 44,466 44,546 - - - -
All Other 14,266 14,266 - - - -

0179 Museum - Exhibit Design & Preparation 2-616
Positions (7) (7) - - - -
Personal Services 84,870 83,724 - - - -
All Other 68,166 68,166 - - - -

0180 Museum - Administration 2-618
Positions (5) (5) - - - -
Personal Services 57,749 57,447 - - - -
All Other 31,217 31,217 25,600 25,600 - -

0178 Arts & Humanities - Administration 2-620
Positions (3) (3) - - - -
Personal Services 39,922 40,822 - - - -
All Other 13,580 13,570 - - - -

0176 Arts & Humanities - Sponsored Program 2-622
Positions (1) (1) - - - -
Personal Services 11,264 11,632 - - - -
All Other 91,475 91,475 97,100 95,100 - -

0177 Arts & Humanities - General Grants Program 2-624
All Other - - 140,000 140,000 - -

0215 Library - Administration 2-626
Positions (5) (5) - - - -
Personal Services 50,714 50,360 - - - -
All Other 12,908 12,908 - - - -

0216 Library - Reader & Information Services 2-628
Positions (21) (21) - - - -
Personal Services 178,960 179,980 - - - -
All Other 50,356 50,356 - - - -

0217 Library - Library Development Services 2-630
Positions (46.5) (46.5) (2) (2) - -
Personal Services 377,060 376,150 25,172 24,746 - -
All Other 400,421 400,421 414,250 414,250 - -
Capital Expenditures - 28,000 - - - -

CODE#

POLICY AREA
 UMBRELLA IDENTITY
 Part
 Program

PAGE#

APPROPRIATION FROM

ALLOCATION FROM

ALLOCATION FROM

PAGE 1-105

GENERAL FUND
 1975-76 1976-77

SPECIAL REVENUE FUND
 1975-76 1976-77

HIGHWAY FUND
 1975-76 1976-77

05 EDUCATION AND CULTURE

05000 DEPARTMENT OF EDUCATIONAL AND CULTURAL SERVICES

1 Current Services (continued)

0171 Vocational Education - Administration 2-632

Positions	(3)	(3)	-	-	-	-
Personal Services	41,323	40,421	-	-	-	-
All Other	5,029	5,029	93,150	93,150	-	-

0317 Vocational Education - Post Secondary 2-634

All Other	50,000	50,000	3,000	3,000	-	-
-----------	--------	--------	-------	-------	---	---

0169 Kennebec Valley Vocational Technical Institute 2-636

All Other	190,000	190,000	-	-	-	-
-----------	---------	---------	---	---	---	---

0218 School of Practical Nursing 2-638

Positions	(9)	(9)	-	-	-	-
Personal Services	120,042	120,499	-	-	-	-
All Other	15,918	15,918	23,000	23,000	-	-
Capital Expenditures	100	150	-	-	-	-

0219 Central Maine Vocational Technical Institute 2-640

Positions	(61)	(61)	(2.50)	(2.50)	-	-
Personal Services	824,269	832,828	30,725	30,725	-	-
All Other	308,526	315,526	36,675	36,675	-	-
Capital Expenditures	4,530	4,385	-	-	-	-

0255 Washington County Vocational Technical Institute 2-642

Positions	(30)	(30)	(4)	(4)	-	-
Personal Services	380,980	390,725	118,429	117,766	-	-
All Other	152,148	152,248	67,640	67,640	-	-
Capital Expenditures	6,800	2,000	-	-	-	-

0278 Eastern Maine Vocational Technical Institute 2-644

Positions	(62)	(62)	(7)	(7)	-	-
Personal Services	817,433	826,536	146,237	150,859	-	-
All Other	341,564	341,564	126,420	126,420	-	-
Capital Expenditures	1,060	160	-	-	-	-

0309 Northern Maine Vocational Technical Institute 2-646

Positions	(64.5)	(64.5)	(24.5)	(24.5)	-	-
Personal Services	803,911	818,521	209,786	215,364	-	-
All Other	386,260	416,686	194,678	201,615	-	-
Capital Expenditures	13,670	9,590	-	-	-	-

0311 Education - Vocational Program Services 2-648

Positions	(6)	(6)	(5)	(5)	-	-
Personal Services	73,281	73,332	58,215	58,576	-	-
All Other	11,182	11,182	813,548	813,548	-	-

CODE#

PAGE 1-106

POLICY AREA		APPROPRIATION FROM		ALLOCATION FROM		ALLOCATION FROM	
UMBRELLA IDENTITY							
Part		GENERAL FUND		SPECIAL REVENUE FUND		HIGHWAY FUND	
Program	PAGE#	1975-76	1976-77	1975-76	1976-77	1975-76	1976-77
<hr/>							
05 EDUCATION AND CULTURE							
05000 DEPARTMENT OF EDUCATIONAL AND CULTURAL SERVICES							
1 Current Services (continued)							
0316 Vocational Education - Operations	2-650						
Positions		(4)	(4)	(3)	(3)	-	-
Personal Services		52,056	51,110	32,472	32,055	-	-
All Other		7,281	7,281	463,424	465,747	-	-
0318 Southern Maine Vocational Technical Institute	2-652						
Positions		(101)	(101)	(27.5)	(27.5)	-	-
Personal Services		1,389,091	1,402,131	470,460	474,315	-	-
All Other		401,246	401,246	125,617	127,617	-	-
Capital Expenditures		11,900	6,800	-	-	-	-
0390 State Historian	2-654						
All Other		400	400	-	-	-	-
0036 Maine Historic Preservation Commission	2-656						
Positions		(4)	(4)	-	-	-	-
Personal Services		22,823	22,986	21,928	22,986	-	-
All Other		4,574	4,574	154,574	179,574	-	-
0172 Governor Baxter School for the Deaf	2-658						
Positions		(115)	(115)	(10)	(10)	-	-
Personal Services		983,057	975,136	73,998	75,190	-	-
All Other		173,158	173,258	11,302	10,110	-	-
Capital Expenditures		1,198	5,710	-	-	-	-
0173 Maine Advisory Council on Vocational Education	2-660						
All Other		-	-	35,065	35,065	-	-
3 Capital Improvements							
0360 Capital Construction/Repairs/Improvements - Education	2-736						
Capital Expenditures		4,500	46,500	-	-	-	-
94000 INDEPENDENT AGENCIES - OTHER							
1 Current Services							
0030 Maine State American Revolution Bicentennial Commission ...	2-742						
Positions		-	-	(2.5)	(2.5)	-	-
Personal Services		-	-	26,399	27,536	-	-
All Other		-	-	123,605	118,995	-	-
0035 Maine Maritime Academy	2-744						
All Other		1,465,049	1,501,063	-	-	-	-
0034 U of M - The Research Institute of Gulf of Maine (TRIGOM) .	2-752						
All Other		58,414	52,573	-	-	-	-
0031 U of M - Educational and General Activities	2-754						
All Other		35,868,544	32,281,690	-	-	-	-
0032 U of M - Health Science Education	2-782						
All Other		100,000	90,000	-	-	-	-

CODE#

PAGE 1-107

POLICY AREA

UMBRELLA IDENTITYPartProgram

APPROPRIATION FROM

ALLOCATION FROM

ALLOCATION FROM

GENERAL FUND

SPECIAL REVENUE FUND

HIGHWAY FUND

1975-76

1976-77

1975-76

1976-77

1975-76

1976-77

05 EDUCATION AND CULTURE

94000 INDEPENDENT AGENCIES - OTHER

1 Current Services (continued)

0033 U of M - Maine Public Broadcasting Network 2-784

All Other

3 Capital Improvements

0362 Capital Construction/Repairs/Improvements - Maine Maritime. 2-818

All Other

0361 Capital Construction/Repairs/Improvements - Univ of Maine . 2-820

All Other

99000 INDEPENDENT AGENCIES - NOT PART OF STATE GOVERNMENT

0037 Maine Historical Society 2-824

All Other

883,372

795,035

-

-

-

-

130,000

50,000

-

-

-

-

160,000

130,000

-

-

-

-

24,000

24,000

-

-

-

-

CODE#

PAGE 1-108

POLICY AREA
UMBRELLA IDENTITY
Part
 Program

PAGE#

APPROPRIATION FROM

ALLOCATION FROM

ALLOCATION FROM

GENERAL FUND

SPECIAL REVENUE FUND

HIGHWAY FUND

1975-76

1976-77

1975-76

1976-77

1975-76

1976-77

08 HUMAN SERVICES							
10000 DEPARTMENT OF HEALTH AND WELFARE							
1 Current Services							
0125 H & W - Special Resolves Pensions	3-016						
All Other		2,400	2,400	-	-	-	-
0142 H & W - Bureau of Administration	3-018						
Positions		(129)	(129)	(42)	(42)	-	-
Personal Services		1,103,080	1,097,355	426,499	432,296	-	-
All Other		846,130	846,130	438,426	432,869	-	-
Capital Expenditures		2,120	2,620	-	-	-	-
0129 Medical Care Administration	3-020						
Positions		(40)	(40)	(63)	(63)	-	-
Personal Services		482,876	479,546	659,359	666,035	-	-
All Other		436,791	436,791	394,227	387,693	-	-
Capital Expenditures		-	630	-	-	-	-
0130 General Assistance - Health	3-022						
All Other		1,459,700	1,459,700	-	-	-	-
0205 Control Over Plumbing	3-028						
Positions		-	-	(4)	(4)	-	-
Personal Services		-	-	39,362	39,449	-	-
All Other		-	-	58,280	58,189	-	-
0207 Regulation of Eating & Lodging Services	3-030						
Positions		-	-	(12)	(12)	-	-
Personal Services		-	-	107,067	106,378	-	-
All Other		-	-	9,933	10,622	-	-
0143 Bureau of Health	3-032						
Positions		(106)	(106)	(73)	(73)	-	-
Personal Services		1,212,943	1,201,221	748,094	756,242	-	-
All Other		319,951	319,951	781,140	776,116	-	-
Capital Expenditures		1,875	1,425	19,000	16,000	-	-
0191 Maternal & Child Health	3-034						
Positions		-	-	(19)	(19)	-	-
Personal Services		-	-	191,028	192,594	-	-
All Other		-	-	753,034	753,144	-	-
0204 Crippled Children Services	3-036						
Positions		-	-	(5)	(5)	-	-
Personal Services		-	-	50,366	50,491	-	-
All Other		-	-	303,350	303,400	-	-
0147 Social Welfare - Medical Care	3-038						
All Other		14,081,300	14,081,300	32,905,200	33,192,300	-	-
0148 Social Welfare - Intermediate Care	3-040						
All Other		7,376,900	7,376,900	17,770,677	17,770,677	-	-

CODE#

PAGE 1-109

POLICY AREA UMBRELLA IDENTITY Part Program	PAGE#	APPROPRIATION FROM		ALLOCATION FROM		ALLOCATION FROM	
		GENERAL FUND		SPECIAL REVENUE FUND		HIGHWAY FUND	
		1975-76	1976-77	1975-76	1976-77	1975-76	1976-77
08 HUMAN SERVICES							
10000 DEPARTMENT OF HEALTH AND WELFARE							
1 Current Services (continued)							
0103 Social Welfare - Food Stamp Program	3-046						
Positions		(56)	(56)	(122)	(122)	-	-
Personal Services		485,109	491,265	1,030,729	1,049,738	-	-
All Other		181,508	181,508	395,610	403,903	-	-
0131 Supplemental Security Income - Mandatory Payments	3-048						
All Other		7,256,000	7,256,000	-	-	-	-
0138 Social Welfare - Aid to Families with Dependent Children ..	3-056						
All Other		15,258,000	15,258,000	37,973,240	37,973,240	-	-
0139 Social Welfare - Child Welfare Services	3-058						
Positions		-	-	(13)	(13)	-	-
Personal Services		-	-	159,870	160,954	-	-
All Other		1,523,413	1,523,413	106,789	98,087	-	-
0141 Bureau of Social Welfare	3-060						
Positions		(100)	(100)	(389)	(389)	-	-
Personal Services		933,876	929,153	4,116,927	4,170,361	-	-
All Other		558,787	558,787	1,046,675	1,060,020	-	-
0146 Social Welfare - Work Incentive Program	3-064						
Positions		-	-	(35)	(35)	-	-
Personal Services		-	-	501,298	510,407	-	-
All Other		351,104	351,104	859,239	850,130	-	-
0193 Social Welfare - Services to the Mentally Retarded	3-066						
All Other		-	-	800,000	800,000	-	-
0194 Social Welfare - Day Care Service	3-068						
All Other		-	-	2,400,000	2,400,000	-	-
0195 Social Welfare - Family Planning Services	3-070						
Positions		-	-	(27)	(27)	-	-
Personal Services		-	-	254,675	256,668	-	-
All Other		-	-	538,000	538,000	-	-
0196 Social Welfare - Miscellaneous Services	3-072						
All Other		-	-	800,000	800,000	-	-
0197 Social Welfare - Aftercare Services	3-074						
Positions		-	-	(11)	(11)	-	-
Personal Services		-	-	102,938	105,065	-	-
All Other		-	-	463,090	463,090	-	-
Capital Expenditures		-	-	1,200	1,200	-	-
0198 Social Welfare - Alcoholics & Addicts Services	3-076						
All Other		-	-	450,000	450,000	-	-

CODE#	POLICY AREA UMBRELLA IDENTITY Part Program	PAGE#	APPROPRIATION FROM		ALLOCATION FROM		ALLOCATION FROM	
			GENERAL FUND		SPECIAL REVENUE FUND		HIGHWAY FUND	
			1975-76	1976-77	1975-76	1976-77	1975-76	1976-77
08	HUMAN SERVICES							
10000	DEPARTMENT OF HEALTH AND WELFARE							
1	Current Services (continued)							
0199	Social Welfare - Services to the Aged	3-078						
	All Other		-	-	250,000	250,000	-	-
0200	Social Welfare - Homemaker Services	3-080						
	All Other		-	-	800,000	800,000	-	-
0201	Social Welfare - Transportation Services	3-082						
	All Other		-	-	250,000	250,000	-	-
0140	Bureau of Maine's Elderly	3-084						
	Positions		(5)	(5)	(14)	(14)	-	-
	Personal Services		58,773	58,916	110,391	109,991	-	-
	All Other		339,340	339,340	1,924,238	1,928,460	-	-
0126	Division of Eye Care	3-086 ***						
	Positions		(13)	(13)	(20)	(20)	-	-
	Personal Services		140,842	140,832	217,398	218,228	-	-
	All Other		436,191	436,191	610,599	603,176	-	-
	Capital Expenditures		320	-	-	-	-	-
0133	Bureau of Rehabilitation - Administration	3-088						
	Positions		(6)	(6)	(17)	(17)	-	-
	Personal Services		57,292	56,060	229,172	229,665	-	-
	All Other		19,859	19,859	75,264	61,469	-	-
0134	Bureau of Rehabilitation - Vocational Rehabilitation	3-090 ***						
	Positions		(25)	(25)	(87)	(87)	-	-
	Personal Services		242,707	240,293	848,947	860,772	-	-
	All Other		315,108	315,108	2,582,082	2,563,087	-	-
0208	Division of Disability Determination	3-092						
	Positions		-	-	(55.5)	(55.5)	-	-
	Personal Services		-	-	529,666	538,286	-	-
	All Other		-	-	331,980	332,375	-	-
0127	Office of Alcoholism & Drug Abuse Prevention	3-094						
	Positions		(11)	(11)	(14)	(14)	-	-
	Personal Services		128,650	128,319	156,295	162,780	-	-
	All Other		457,566	457,566	394,930	387,634	-	-
0190	Board of Hearing Aid Dealers & Fitters	3-100						
	Personal Services		-	-	400	400	-	-
	All Other		-	-	3,600	3,600	-	-

CODE#

POLICY AREA
 UMBRELLA IDENTITY
 Part
 Program

PAGE 1-111

PAGE#	APPROPRIATION FROM	GENERAL FUND	1975-76	1976-77	ALLOCATION FROM	SPECIAL REVENUE FUND	1975-76	1976-77	ALLOCATION FROM	HIGHWAY FUND	1975-76	1976-77
08 HUMAN SERVICES												
11000 DEPARTMENT OF INDIAN AFFAIRS												
1 Current Services												
0152 Indian Affairs - Administration 3-140												
Positions	(13)	(13)			(4)	(4)			-	-		
Personal Services	115,382	114,202			40,000	40,000			-	-		
All Other	488,476	488,476			-	-			-	-		
Capital Expenditures	-	300			-	-			-	-		
0153 Indian Housing Authority - Penobscot Tribal Reservation ... 3-142												
All Other	19,300	19,300			-	-			-	-		
0154 Indian Housing Authority - Pleasant Point Passamaquoddy ... 3-144												
All Other	20,100	20,100			-	-			-	-		
0155 Indian Housing Authority - Indian Township Passamaquoddy .. 3-146												
All Other	33,655	33,655			-	-			-	-		
14000 DEPARTMENT OF MENTAL HEALTH AND CORRECTIONS												
1 Current Services												
0164 MH & C - Departmental Operations 3-160												
Positions	(56)	(56)			-	-			-	-		
Personal Services	788,011	777,630			-	-			-	-		
All Other	115,558	115,558			-	-			-	-		
Capital Expenditures	4,500	1,500			-	-			-	-		
0121 Community Mental Health Services 3-162												
All Other	1,756,202	1,757,954			1,602,500	1,602,500			-	-		
0105 Augusta Mental Health Institute 3-164												
Positions	(748)	(748)			(11)	(11)			-	-		
Personal Services	6,105,648	6,281,088			130,744	73,435			-	-		
All Other	1,384,652	1,384,652			23,038	14,633			-	-		
Capital Expenditures	16,928	14,025			3,700	-			-	-		
0120 Bangor Mental Health Institute 3-166												
Positions	(584)	(584)			-	-			-	-		
Personal Services	4,926,026	5,084,180			-	-			-	-		
All Other	1,033,950	1,033,950			-	-			-	-		
Capital Expenditures	14,129	15,029			-	-			-	-		
0122 Community Mental Retardation Services 3-170												
Positions	-	-			(4)	(4)			-	-		
Personal Services	-	-			40,897	41,105			-	-		
All Other	170,000	170,000			770,986	771,099			-	-		
0166 Pineland Hospital & Training Center 3-172												
Positions	(650)	(650)			(19)	(19)			-	-		
Personal Services	5,544,752	5,724,136			156,008	163,805			-	-		
All Other	1,079,753	1,079,753			70,170	70,170			-	-		
Capital Expenditures	45,404	37,329			-	-			-	-		

CODE#

PAGE 1-112

POLICY AREA
UMBRELLA IDENTITY
 Part
 Program

PAGE#	APPROPRIATION FROM		ALLOCATION FROM		ALLOCATION FROM	
	1975-76	1976-77	1975-76	1976-77	1975-76	1976-77
	GENERAL FUND		SPECIAL REVENUE FUND		HIGHWAY FUND	

08 HUMAN SERVICES

14000 DEPARTMENT OF MENTAL HEALTH AND CORRECTIONS

1 Current Services (continued)

0118 Aroostook Residential Center 3-174

Positions	(8)	(8)	-	-	-	-
Personal Services	72,530	71,700	-	-	-	-
All Other	23,241	23,241	-	-	-	-
Capital Expenditures	4,800	1,000	-	-	-	-

0119 Elizabeth Levinson Center 3-176

Positions	(70)	(70)	(2)	(2)	-	-
Personal Services	554,850	582,068	15,613	15,972	-	-
All Other	131,945	131,945	1,190	831	-	-
Capital Expenditures	2,500	-	-	-	-	-

0106 Halfway House 3-178

Positions	(9)	(9)	-	-	-	-
Personal Services	77,372	80,315	-	-	-	-
All Other	13,232	13,232	-	-	-	-
Capital Expenditures	4,000	100	-	-	-	-

0124 Probation & Parole 3-180

Positions	(61)	(61)	(10)	(10)	-	-
Personal Services	701,759	694,421	111,244	114,793	-	-
All Other	108,055	108,055	161,200	161,200	-	-
Capital Expenditures	800	500	-	-	-	-

0192 Correctional Services 3-182

Positions	-	-	(10)	(10)	-	-
Personal Services	-	-	120,400	123,737	-	-
All Other	-	-	155,555	131,820	-	-
Capital Expenditures	-	-	15,000	5,000	-	-

0107 Stevens School/Women's Correctional Center 3-184

Positions	(87)	(87)	(5)	(5)	-	-
Personal Services	841,767	863,272	68,053	68,000	-	-
All Other	167,743	167,743	5,211	5,420	-	-
Capital Expenditures	4,450	4,650	-	-	-	-

0163 Bov's Training Center 3-186

Positions	(205)	(205)	(14)	(14)	-	-
Personal Services	2,092,092	2,159,419	97,418	102,689	-	-
All Other	481,619	481,619	20,150	19,960	-	-
Capital Expenditures	15,625	10,350	23,241	23,251	-	-

0162 Men's Correctional Center 3-188

Positions	(101)	(101)	(3.5)	-	-	-
Personal Services	984,424	1,012,343	26,925	-	-	-
All Other	299,358	299,358	-	-	-	-
Capital Expenditures	17,200	1,600	-	-	-	-

CODE#

PAGE 1-113

POLICY AREA		APPROPRIATION FROM		ALLOCATION FROM		ALLOCATION FROM	
<u>UMBRELLA IDENTITY</u>		GENERAL FUND		SPECIAL REVENUE FUND		HIGHWAY FUND	
<u>Part</u>		1975-76	1976-77	1975-76	1976-77	1975-76	1976-77
<u>Program</u>	PAGE#						
08 HUMAN SERVICES							
14000 DEPARTMENT OF MENTAL HEALTH AND CORRECTIONS							
1 <u>Current Services</u> (continued)							
0144 State Prison	3-190						
Positions		(167)	(167)	(9)	(9)	-	-
Personal Services		1,654,335	1,715,918	62,519	65,722	-	-
All Other		697,407	697,407	53,875	53,006	-	-
Capital Expenditures		14,500	1,500	-	-	-	-
0123 State Parole Board	3-192						
Positions		(2)	(2)	-	-	-	-
Personal Services		31,734	32,183	-	-	-	-
All Other		6,034	6,034	-	-	-	-
0157 State Military and Naval Children's Home	3-194						
Positions		(13)	(13)	-	-	-	-
Personal Services		113,200	117,199	-	-	-	-
All Other		30,690	30,690	-	-	-	-
0114 <u>Capital Construction/Repairs/Improvements</u> - MH & Correct. .	3-218						
Capital Expenditures		125,700	80,000	9,000	6,480	-	-
94000 <u>INDEPENDENT AGENCIES - OTHER</u>							
1 <u>Current Services</u>							
0150 Maine Human Rights Commission - Regulation	3-228						
Positions		(4)	(4)	(7.5)	(7.5)	-	-
Personal Services		45,980	48,031	49,250	51,802	-	-
All Other		17,187	17,187	5,000	5,000	-	-
0151 Maine Human Rights Commission - Instruction	3-230						
Positions		-	-	(.5)	(.5)	-	-
Personal Services		-	-	4,703	4,949	-	-
All Other		800	800	-	-	-	-

CODE#	POLICY AREA	APPROPRIATION FROM	ALLOCATION FROM	ALLOCATION FROM	PAGE 1-11		
	<u>UMBRELLA IDENTITY</u>						
	<u>Part</u>	GENERAL FUND	SPECIAL REVENUE FUND	HIGHWAY FUND			
	<u>Program</u>	1975-76	1976-77	1975-76	1976-77	1975-76	1976-77

09	MANPOWER						
12000	<u>DEPARTMENT OF MANPOWER AFFAIRS</u>						
1	<u>Current Services</u>						
0158	Labor & Industry - Administration	3-260					
	Positions	(13.5)	(13.5)	(4)	(4)	-	-
	Personal Services	146,362	145,432	43,202	44,053	-	-
	All Other	20,424	20,424	16,660	16,660	-	-
	Capital Expenditures	950	1,165	1,590	-	-	-
0159	Labor & Industry - Regulatory Boards	3-262					
	Positions	(28)	(28)	-	-	-	-
	Personal Services	335,688	332,596	-	-	-	-
	All Other	62,945	57,942	-	-	-	-
0245	Maine Employment Security Commission	3-264					
	Positions	-	-	(642)	(642)	-	-
	Personal Services	-	-	6,680,521	6,910,765	-	-
	All Other	-	-	5,772,827	5,772,827	-	-
	Capital Expenditures	-	-	50,000	50,000	-	-
	Unallocated	-	-	1,000	1,000	-	-
0160	Public Employees Labor Relations Board	3-266					
	Positions	(3)	(3)	-	-	-	-
	Personal Services	45,306	44,716	-	-	-	-
	All Other	7,539	5,139	-	-	-	-

11	NATURAL RESOURCES						
04000	<u>DEPARTMENT OF CONSERVATION</u>						
1	<u>Current Services</u>						
0232	Division of Forest Fire Control	3-300 *					
	Positions	(87)	(87)	(6)	(6)	-	-
	Personal Services	1,611,510	1,612,756	65,558	65,739	-	-
	All Other	767,969	767,969	10,000	10,000	-	-
	Capital Expenditures	303,403	312,896	20,000	-	-	-
0233	Entomology	3-302					
	Positions	(23)	(23)	(1)	(1)	-	-
	Personal Services	343,779	340,917	19,632	20,072	-	-
	All Other	219,045	219,045	6,757	6,758	-	-
	Capital Expenditures	8,575	13,575	4,350	569	-	-
0240	Division of Forest Management	3-306 *					
	Positions	(31.5)	(31.5)	(4)	(4)	-	-
	Personal Services	416,292	413,857	50,421	50,143	-	-
	All Other	120,275	120,275	7,737	7,822	-	-
	Capital Expenditures	24,725	24,180	-	-	-	-
0221	Parks - Operation & Maintenance of State Parks	3-308					
	Positions	(48.5)	(48.5)	-	-	-	-
	Personal Services	1,140,743	1,150,697	-	-	-	-
	All Other	173,044	195,535	-	-	-	-
	Capital Expenditures	73,285	55,090	-	-	-	-

CODE#		PAGE 1-115					
POLICY AREA		APPROPRIATION FROM		ALLOCATION FROM		ALLOCATION FROM	
UMBRELLA IDENTITY		GENERAL FUND		SPECIAL REVENUE FUND		HIGHWAY FUND	
Part		1975-76		1975-76		1975-76	
Program		1976-77		1976-77		1976-77	
PAGE#							
11	NATURAL RESOURCES						
04000	DEPARTMENT OF CONSERVATION						
1	Current Services (continued)						
0224	Parks - Snowmobile Trail Fund	3-310					
	Positions	-	-	(3)	(3)	-	-
	Unallocated	-	-	278,505	193,088	-	-
0225	Parks - Municipal Recreation Fund	3-312					
	All Other	100,000	100,000	-	-	-	-
0226	Parks - Boating Facilities Fund	3-314					
	Positions	-	-	(8.5)	(8.5)	-	-
	Personal Services	-	-	98,246	105,919	-	-
	All Other	-	-	63,048	63,048	-	-
	Capital Expenditures	-	-	202,015	197,529	-	-
0237	Bureau of Geology	3-318					
	Positions	(9)	(9)	-	-	-	-
	Personal Services	143,391	143,466	-	-	-	-
	All Other	24,138	24,138	-	-	-	-
0236	Maine Land Use Regulation Commission	3-322					
	Positions	(11)	(11)	-	-	-	-
	Personal Services	167,019	170,230	-	-	-	-
	All Other	150,700	150,700	-	-	-	-
0222	Conservation - Central Administrative Direction & Services. 3-324						
	Positions	(24)	(24)	-	-	-	-
	Personal Services	287,133	285,629	-	-	-	-
	All Other	36,943	36,943	-	-	-	-
	Capital Expenditures	4,750	4,000	-	-	-	-
0238	Bureau of Public Land - Director's Office	3-326					
	Positions	(4)	(4)	-	-	-	-
	Personal Services	48,786	49,202	-	-	-	-
	All Other	13,650	13,650	-	-	-	-
	Capital Expenditures	500	500	-	-	-	-
0239	Land Management & Planning Unit	3-328					
	All Other	-	-	35,000	35,000	-	-
0230	Maine Mining Bureau	3-330					
	Personal Services	-	-	2,206	2,209	-	-
	All Other	-	-	9,250	9,250	-	-
	Capital Expenditures	-	-	4,000	-	-	-
0227	Keep Maine Scenic Committee	3-332					
	All Other	-	-	200	200	-	-
0229	State Board of Certification -Geologists & Soil Scientists. 3-336						
	Personal Services	-	-	1,654	1,657	-	-
	All Other	-	-	800	800	-	-

CODE#	POLICY AREA		APPROPRIATION FROM		ALLOCATION FROM		ALLOCATION FROM	
	<u>UMBRELLA IDENTITY</u>		GENERAL FUND		SPECIAL REVENUE FUND		HIGHWAY FUND	
	<u>Part</u>		1975-76	1976-77	1975-76	1976-77	1975-76	1976-77
	<u>Program</u>	PAGE#						
<hr/>								
11	NATURAL RESOURCES							
04000	<u>DEPARTMENT OF CONSERVATION (continued)</u>							
3	<u>Capital Improvements</u>							
0246	Capital Construction/Repairs/Improvements - Conservation .. 3-362							
	Capital Expenditures		-	5,200	561,700	-	-	-
06000	<u>DEPARTMENT OF ENVIRONMENTAL PROTECTION</u>							
1	<u>Current Services</u>							
0251	Environmental Protection - Administration 3-368							
	Positions		(10)	(10)	-	-	-	-
	Personal Services		144,676	143,709	-	-	-	-
	All Other		56,252	56,964	-	-	-	-
	Capital Expenditures		1,100	1,100	-	-	-	-
0247	Maine Coastal Protection Fund 3-370							
	Positions		-	-	(17)	(17)	-	-
	Personal Services		-	-	166,580	170,302	-	-
	All Other		-	-	606,752	607,752	-	-
	Capital Expenditures		-	-	78,320	2,070	-	-
0248	Bureau of Land Quality Control 3-374							
	Positions		(12)	(12)	-	-	-	-
	Personal Services		134,723	135,336	-	-	-	-
	All Other		115,260	115,360	-	-	-	-
	Capital Expenditures		1,200	1,200	-	-	-	-
0250	Bureau of Air Quality Control 3-376							
	Positions		(12)	(12)	(11)	(11)	-	-
	Personal Services		132,826	132,987	104,093	107,127	-	-
	All Other		69,474	70,974	62,407	63,373	-	-
	Capital Expenditures		9,000	14,700	25,500	21,500	-	-
0249	Bureau of Water Quality Control 3-378							
	Positions		(42)	(42)	(23)	(23)	-	-
	Personal Services		494,432	493,356	236,549	242,855	-	-
	All Other		221,940	222,640	143,247	149,845	-	-
	Capital Expenditures		30,610	49,100	60,904	48,000	-	-
09000	<u>DEPARTMENT OF INLAND FISHERIES AND GAME</u>							
1	<u>Current Services</u>							
0266	Fish & Game - Watercraft Registration & Safety 3-396							
	Positions		-	-	(5)	(5)	-	-
	Personal Services		-	-	45,191	44,690	-	-
	All Other		-	-	40,200	47,100	-	-
	Unallocated		-	-	86,670	125,000	-	-
0256	Fish & Game - Central Administrative Services 3-398							
	Positions		-	-	(40)	(40)	-	-
	Unallocated		-	-	4,873,629	4,874,507	-	-

CODE#	POLICY AREA	APPROPRIATION FROM		ALLOCATION FROM		ALLOCATION FROM		PAGE 1-117
	<u>UMBRELLA IDENTITY</u>							
	<u>Part</u>	GENERAL FUND		SPECIAL REVENUE FUND		HIGHWAY FUND		
	<u>Program</u>	1975-76	1976-77	1975-76	1976-77	1975-76	1976-77	
<hr/>								
11	NATURAL RESOURCES							
09000	DEPARTMENT OF INLAND FISHERIES AND GAME							
1	<u>Current Services</u> (continued)							
0267	Fish & Game - Snowmobile Registration	3-400						
	Positions	-	-	(3)	(3)	-	-	
	Personal Services	-	-	63,054	65,778	-	-	
	All Other	-	-	19,460	19,460	-	-	
	Unallocated	-	-	255,000	255,000	-	-	
0264	Fish & Game - Warden Services	3-402						
	Positions	-	-	(134)	(134)	-	-	
	All Other	** 10,000	10,000	-	-	-	-	
0365	Fish & Game - Biological Services	3-404						
	Positions	-	-	(116)	(116)	-	-	
	Unallocated	-	-	620,000	620,000	-	-	
0265	Atlantic Sea Run Salmon Commission	3-406						
	Positions	(6)	(6)	-	-	-	-	
	Personal Services	73,100	72,844	-	-	-	-	
	All Other	24,000	26,415	-	-	-	-	
	Capital Expenditures	4,780	9,900	-	-	-	-	
92000	<u>INDEPENDENT AGENCIES - ADVISORY</u>							
1	<u>Current Services</u>							
0028	Atlantic States Marine Fisheries Commission	3-420						
	All Other	8,570	8,570	-	-	-	-	
94000	<u>INDEPENDENT AGENCIES - OTHER</u>							
1	<u>Current Services</u>							
0253	Baxter State Park Authority	3-424						
	Positions	-	-	(20)	(20)	-	-	
	Personal Services	-	-	293,891	297,646	-	-	
	All Other	-	-	155,817	156,509	-	-	
	Capital Expenditures	-	-	16,025	54,325	-	-	
0322	Saco River Corridor Commission	3-426						
	All Other	23,750	23,750	-	-	-	-	

CODE#	POLICY AREA UMBRELLA IDENTITY Part Program	PAGE#	APPROPRIATION FROM		ALLOCATION FROM		ALLOCATION FROM	
			GENERAL FUND		SPECIAL REVENUE FUND		HIGHWAY FUND	
			1975-76	1976-77	1975-76	1976-77	1975-76	1976-77
12	PUBLIC PROTECTION							
15000	DEPARTMENT OF MILITARY, CIVIL EMERGENCY PREPAREDNESS, AND VETERANS' SERVICES							
1	Current Services							
0109	M, CEP & VS - Central Administration	3-442						
	Positions		(7)	(7)	-	-	-	-
	Personal Services		77,039	77,042	-	-	-	-
	All Other		1,878	1,878	-	-	-	-
0108	Military Training & Operations	3-444						
	Positions		(93)	(93)	-	-	-	-
	Personal Services		794,520	788,909	-	-	-	-
	All Other		580,254	580,254	-	-	-	-
	Capital Expenditures		25,707	13,012	-	-	-	-
0214	Bureau of Civil Emergency Preparedness - Administration ...	3-446						
	Positions		(29)	(29)	(10)	(10)	-	-
	Personal Services		154,405	153,821	162,533	162,773	-	-
	All Other		46,380	46,500	474,004	474,004	-	-
	Capital Expenditures		13,500	6,175	17,945	17,945	-	-
0210	State Fuel Allocation Office	3-448						
	Positions		-	-	(14)	(14)	-	-
	Personal Services		-	-	130,363	130,689	-	-
	All Other		-	-	60,460	60,460	-	-
0212	Radiological Account	3-452						
	Positions		-	-	(3)	(3)	-	-
	Personal Services		-	-	26,829	27,581	-	-
	All Other		-	-	4,800	4,800	-	-
0111	Veterans' Memorial Cemetery	3-456						
	Positions		(3)	(3)	-	-	-	-
	Personal Services		31,739	31,236	-	-	-	-
	All Other		10,506	10,506	-	-	-	-
	Capital Expenditures		2,500	100	-	-	-	-
0110	Services to Veterans	3-458						
	Positions		(23)	(23)	-	-	-	-
	Personal Services		223,645	222,755	-	-	-	-
	All Other		543,133	543,133	-	-	-	-
	Capital Expenditures		-	690	-	-	-	-
3	Capital Improvements							
0113	Capital Construction/Repairs/Improvements - M, CEP & VS ...	3-472						
	Unallocated		8,300	303,000	-	-	-	-
16000	DEPARTMENT OF PUBLIC SAFETY							
1	Current Services							
0329	Public Safety - Motor Vehicle Inspection	3-478					(6)	(6)
	Positions		-	-	-	-	-	-
	Unallocated		-	-	-	-	160,817	115,664

CODE#	POLICY AREA		APPROPRIATION FROM		ALLOCATION FROM		ALLOCATION FROM		PAGE 1-119
	<u>UMBRELLA IDENTITY</u>								
	<u>Part</u>		GENERAL FUND		SPECIAL REVENUE FUND		HIGHWAY FUND		
	<u>Program</u>	PAGE#	1975-76	1976-77	1975-76	1976-77	1975-76	1976-77	
<hr/>									
12	PUBLIC PROTECTION								
16000	DEPARTMENT OF PUBLIC SAFETY								
1	<u>Current Services (continued)</u>								
0291	State Police	3-480							
	Positions		-	-	-	-	(392)	(392)	
	Personal Services		-	-	-	-	4,236,722	4,210,000	
	All Other		1,968,020	1,957,120	-	-	1,369,200	1,362,460	
	Capital Expenditures		-	-	-	-	385,900	386,000	
0293	Public Safety - Liquor Enforcement	3-482							
	Positions		(22)	(22)	-	-	-	-	
	Personal Services		244,365	244,847	-	-	-	-	
	All Other		58,617	58,617	-	-	-	-	
	Capital Expenditures		34,029	33,127	-	-	-	-	
	Unallocated		-	-	-	-	-	-	
0290	Maine Criminal Justice Academy	3-484							
	Positions		(15)	(15)	-	-	-	-	
	Personal Services		147,221	147,079	-	-	-	-	
	All Other		124,231	126,000	78,922	53,461	-	-	
	Capital Expenditures		2,000	1,000	-	-	-	-	
0292	Electricians Examining Board	3-486							
	Positions		-	-	(6)	(6)	-	-	
	Personal Services		-	-	57,868	57,420	-	-	
	All Other		-	-	24,742	24,720	-	-	
	Capital Expenditures		-	-	1,500	1,500	-	-	
0328	Public Safety - Oil Burner Men's Licensing Board	3-488							
	Positions		-	-	(3)	(3)	-	-	
	Personal Services		-	-	31,648	31,634	-	-	
	All Other		-	-	30,491	30,491	-	-	
0327	Public Safety - Office of the State Fire Marshall	3-490							
	Positions		-	-	(22)	(22)	-	-	
	Personal Services		-	-	235,858	235,790	-	-	
	All Other		-	-	80,012	80,012	-	-	

CODE#

POLICY AREA
 UMBRELLA IDENTITY
 Part
 Program

PAGE#

APPROPRIATION FROM

GENERAL FUND

1975-76

1976-77

ALLOCATION FROM

SPECIAL REVENUE FUND

1975-76

1976-77

ALLOCATION FROM

HIGHWAY FUND

1975-76

1976-77

13	TRANSPORTATION						
17000	DEPARTMENT OF TRANSPORTATION						
1	Current Services						
0344	Transportation - Suspense Receivables	3-520					
	Personal Services		-	-	-	-	175,300 178,800
	All Other		-	-	-	-	108,700 116,700
0348	Transportation - Accounting Services	3-524					
	All Other		-	-	-	-	120,000 120,000
0349	Transportation - Auditing General Highway Fund	3-526					
	All Other		-	-	-	-	14,000 14,000
0350	Transportation - Purchasing Services	3-528					
	All Other		-	-	-	-	3,500 3,675
0351	Transportation - Gasoline Tax Administration	3-530					
	All Other		-	-	-	-	172,823 173,280
0352	Transportation - Auditing Special Revenues	3-532					
	All Other		-	-	-	-	14,000 14,000
0353	Transportation - Compensation for Injuries	3-534					
	Personal Services		-	-	-	-	14,778 15,134
	All Other		-	-	-	-	214,000 214,000
0342	Transportation - Operation/Maintenance of Office Building .	3-536					
	All Other		-	-	-	-	407,350 800,275
0341	Transportation - Planning & Services	3-538					
	Positions		-	-	-	-	(103) (103)
	Unallocated		-	-	-	-	834,050 808,300
0339	Highway - Administration	3-540					
	Positions		-	-	-	-	(206) (206)
	Unallocated		-	-	-	-	3,350,263 3,262,094
0340	Highway - Highway Safety	3-542					
	Positions		-	-	-	-	(18) (18)
	Personal Services		-	-	-	-	195,654 196,907
	All Other		-	-	-	-	36,100 36,100
0357	Highway - Topographic Mapping	3-544					
	All Other		-	-	-	-	10,000 10,000
0334	Highway - Island Town Refunds	3-546					
	All Other		-	-	-	-	25,000 25,000
0336	Highway - State Aid Construction	3-550					
	Unallocated		-	-	-	-	5,680,000 5,680,000

CODE#

POLICY AREA
 UMBRELLA IDENTITY
Part
 Program

PAGE 1-121

PAGE#	APPROPRIATION FROM	GENERAL FUND	1975-76	1976-77	ALLOCATION FROM	SPECIAL REVENUE FUND	1975-76	1976-77	ALLOCATION FROM	HIGHWAY FUND	1975-76	1976-77
13	TRANSPORTATION											
17000	DEPARTMENT OF TRANSPORTATION											
1	Current Services (continued)											
0356	Highway - Bridge Construction	3-556										
	Unallocated		-	-	-	-	1,800,000			1,800,000		
0330	Highway - Summer Maintenance	3-558										
	Unallocated		-	-	-	-	20,868,470			21,816,767		
0331	Highway - Traffic Services	3-560										
	Positions		-	-	-	-	(15)			(15)		
	Unallocated		-	-	-	-	1,570,755			1,703,711		
0332	Highway - Picnic Areas	3-562										
	Personal Services		-	-	-	-	51,125			52,237		
	All Other		-	-	-	-	41,875			45,763		
	Capital Expenditures		-	-	-	-	7,000			7,000		
0333	Highway - Bridge Maintenance	3-564										
	Personal Services		-	-	-	-	1,702,877			1,739,927		
	All Other		-	-	-	-	1,253,350			1,237,350		
	Capital Expenditures		-	-	-	-	200,000			200,000		
0338	Highway - Radio Operations	3-566										
	Positions		-	-	-	-	(6)			(6)		
	Personal Services		-	-	-	-	73,903			73,379		
	All Other		-	-	-	-	32,350			28,750		
	Capital Expenditures		-	-	-	-	71,069			37,175		
0354	Highway - Winter Maintenance	3-568										
	Unallocated		-	-	-	-	13,504,022			14,050,009		
0295	Highway - Relocating Facilities on Federal Aid Highways	3-570										
	Unallocated		50,000	30,000	-	-	-			-		
0296	Highway - Railroad Crossing Protection	3-572										
	Capital Expenditures		-	-	-	-	5,000			5,000		
0358	Highway - Bond Interest	3-574										
	All Other		-	-	-	-	3,431,413			3,858,458		
0359	Highway - Bond Retirement	3-576										
	All Other		-	-	-	-	4,790,000			5,180,000		
0406	Highway - Highway and Bridge Improvements	3-578										
	Unallocated		-	-	-	-	8,550,000			8,550,000		
0298	Waterways - Administration	3-580										
	All Other		741,212	785,414	-	-	-			-		
0297	Waterways - New England Regional Commission Project	3-582										
	All Other		-	-	20,000	-	-			-		

	APPROPRIATION FROM		ALLOCATION FROM		ALLOCATION FROM	
	GENERAL FUND		SPECIAL REVENUE FUND		HIGHWAY FUND	
PAGE#	1975-76	1976-77	1975-76	1976-77	1975-76	1976-77

13	TRANSPORTATION	
17000	<u>DEPARTMENT OF TRANSPORTATION</u>	
1	<u>Current Services (continued)</u>	
0294	Aeronautics - Administration	3-588
	Positions	
	Personal Services	
	All Other	
2	<u>New or Expanded Services</u>	
0346	Capital Construction/Repairs/Improvements - Transportation.	3-606
	Unallocated	

STATE OF MAINE

IN THE YEAR OF OUR LORD, NINETEEN HUNDRED SEVENTY-FIVE

ADDITIONAL APPROPRIATIONS FROM GENERAL FUND

AN ACT Making Additional Appropriations from the General Fund for the Current Fiscal Year Ending June 30, 1975.

Emergency preamble. Whereas, Acts and resolves passed by the Legislature do not become effective until 90 days after adjournment unless enacted as emergencies; and

Whereas, the 90-day period may not terminate until after the beginning of the next fiscal year; and

Whereas, certain obligations and expenses incident to the operation of departments and institutions will become due and payable before July 1, 1975; and

Whereas, in the judgment of the Legislature, these facts create an emergency within the meaning of the Constitution of Maine and require the following legislation as immediately necessary for the preservation of the public peace, health and safety; now, therefore,

Be it enacted by the People of the State of Maine, as follows:

Sec. 1. Appropriations from General Fund. In order to provide for necessary expenditures of government and other purposes for the fiscal year ending June 30, 1975 the following sums or as much thereof as shall severally be found necessary, as designated in the following tabulations, are appropriated out of any moneys in the General Fund not otherwise appropriated.

CODE#	POLICY AREA	APPROPRIATION FROM	
	<u>UMBRELLA IDENTITY</u>		
	Part	GENERAL FUND	
	Program	PAGE#	1974-75
01	GENERAL GOVERNMENT		
28000	<u>TREASURER OF STATE</u>		
1	<u>Current Services</u>		
0022	Department Operations	2-178	
	All Other		1,493,677
0019	Tree Growth Tax Law-Counties	2-180	
	All Other		69,500
05	<u>EDUCATION AND CULTURE</u>		
05000	<u>DEPARTMENT OF EDUCATION AND CULTURAL SERVICES</u>		
1	<u>Current Services</u>		
0308	General Purpose Aid for Local Schools	2-580	
	All Other		9,900,000
08	HUMAN SERVICES		
10000	<u>DEPARTMENT OF HEALTH AND WELFARE</u>		
1	<u>Current Services</u>		
		3-014	
			4,222,653
08	HUMAN SERVICES		
14000	<u>DEPARTMENT OF MENTAL HEALTH AND CORRECTIONS</u>		
1	<u>Current Services</u>		
		3-158	
			314,170
	TOTAL GENERAL FUND		\$16,000,000

Sec. 2. Allocation of bonds authorized in Private and Special Laws 1973, Chapter 136, Section 3 as amended by Public Laws 1973, Chapter 783, Section 50.

05	EDUCATION AND CULTURE		
05000	<u>DEPARTMENT OF EDUCATIONAL AND CULTURAL SERVICES</u>		
1	<u>Current Services</u>		
		PAGE#	1974-75
		2-552	\$10,602,764

STATE OF MAINE

IN THE YEAR OF OUR LORD, NINETEEN HUNDRED SEVENTY-FIVE

ALLOCATIONS FROM FEDERAL REVENUE SHARING FUND

AN ACT to Allocate Money from the Federal Revenue Sharing Fund for the Fiscal years Ending June 30, 1976 and June 30, 1977.

Emergency preamble. Whereas, Acts and resolves passed by the Legislature do not become effective until 90 days after adjournment unless enacted as emergencies; and

Whereas, the 90-day period may not terminate until after the beginning of the next fiscal year; and

Whereas, certain obligations and expenses incident to the operation of the department will become due and payable on or immediately after July 1, 1975; and

Whereas, in the judgment of the Legislature, these facts create an emergency within the meaning of the Constitution of Maine and require the following legislation as immediately necessary for the preservation of the public peace, health and safety; now, therefore,

Be it enacted by the People of the State of Maine, as follows:

Sec. 1. Allocation of Federal Revenue Sharing Fund. Income to the Federal Revenue Sharing Fund for the next 2 fiscal years - from July 1, 1975 to June 30, 1976 and from July 1, 1976 to June 30, 1977 - shall be segregated, apportioned and expended as designated in the following schedule:

CODE#	ALLOCATIONS FROM	
	FEDERAL REVENUE SHARING FUND	
	PAGE#	1975-1976
	1976-1977	
POLICY AREA		
UMBRELLA IDENTITY		
Part		
Program		
05 EDUCATION AND CULTURE		
05000 DEPARTMENT OF EDUCATIONAL AND CULTURAL SERVICES		
1 Current Services		
0308 General Purpose Aid for Local Schools	2-580	
Unallocated	15,500,000	15,500,000

Sec. 2. Allotments required. Upon receipt of allotments duly approved by the Governor and Council based upon work programs submitted to the State Budget Officer, the State Controller shall authorize expenditures of these allocations, together with expenditures for other purposes necessary to the conduct of State Government on the basis of such allotments and not otherwise. Allotments for personal services, capital expenditures and amounts for all other departmental expenses shall not exceed the amounts shown in the budget document or as they may be revised by the Committee on Appropriations and Financial Affairs unless recommended by the State Budget Officer and approved by the Governor and Council.

Sec. 3. Interest credited to the fund. Notwithstanding any other legal provision, interest earned by this fund shall be credited to this fund.

Sec. 4. Accounting and budgeting requirements of the General Fund must be followed. In all other respects, accounting and budgeting requirements of the Federal Revenue Sharing Fund shall conform to those applicable to the General Fund when not inconsistent with section 5 of this Act.

Sec. 5. Federal requirements shall be followed. Provisions of federal laws and regulations, Title I, Public Law 92-512, as amended, and Part 51, Chapter I of Subtitle B in Title 31 of the Code of Federal Regulations, as amended, shall be complied with.

Sec. 6. Legislative intent. It is the intent of the Legislature that this allocation shall be used for operating expenditures of public schools on the local level.

Emergency clause. In view of the emergency cited in the preamble, this Act shall take effect July 1, 1975.

STATE OF MAINE

IN THE YEAR OF OUR LORD, NINETEEN HUNDRED SEVENTY-FIVE

AN ACT to Allocate Moneys for the Administrative Expenses of the State Lottery Commission for the Fiscal Years Ending June 30, 1976 and June 30, 1977

Emergency preamble. Whereas, Acts and resolves passed by the Legislature do not become effective until 90 days after adjournment unless enacted as emergencies; and

Whereas, the said 90-day period will not terminate until after the beginning of the next fiscal year; and

Whereas, certain obligations and expenses incident to the operation of the State Lottery Commission will become due and payable on or immediately after July 1, 1975; and

Whereas, in the judgment of the Legislature, these facts create an emergency within the meaning of the Constitution of Maine and require the following legislation as immediately necessary for the preservation of the public peace, health and safety; now, therefore,

Be it enacted by the People of the State of Maine, as follows:

Sec. 1. Allocation of fund. In order to provide the necessary expenses for operation and administration of the State Lottery Commission, the following amounts, or as much as may be necessary, are allocated from the revenues derived from operations of the fund:

01 GENERAL GOVERNMENT	PAGE #	1975-76	1976-77
94000 <u>INDEPENDENT AGENCIES</u>			
1 <u>Current Services</u>			
0023 State Lottery Commission	2-274		
Positions		(40)	(40)
Personal Services		550,662	572,610
All Other		<u>1,054,618</u>	<u>1,054,818</u>
Total		\$1,605,280	\$1,627,428

Sec. 2. Allotments required. Upon receipt of allotments duly approved by the Governor and Council based upon work programs submitted to the State Budget Officer, the State Controller shall authorize expenditures from these allocations on the basis of such allotments and not otherwise.

Sec. 3. Legislative intent. It is the intent of the Legislature that the allocation of funds by the Legislature, as provided by this Act, shall apply to the operating expenses only and that such allocations shall be allotted and approved under the Revised Statutes, Title 5.

Sec. 4. Personal Services allocation. The figures in parentheses shown just before each dollar amount provided for Personal Services in this Act, or as adjusted by other legislative action, shall represent the total number of authorized permanent positions in such account and the maximum number of persons employable on a permanent basis at any one time. The allocations made for Personal Services are made with the provision that the total number of permanent positions in the fund shall not be increased during either year of the biennium over the total numbers shown in parentheses and used by the Legislature in computing the total dollars to be made available for Personal Services. The amounts allocated for Personal Services include funds for the State's share of state employees retirement. The State Controller shall transfer the state's share to the Maine State Retirement System as soon as practicable after each payroll is paid.

Sec. 5. Personal Services savings and flexibility. Savings accruing within appropriations made for permanent positions may be used for non-recurring personal services or retirement costs when recommended by the department head and the State Budget Officer, and approved by the Governor and Council. To provide some degree of flexibility, each department may apply to the State Personnel Board for an exchange between job classifications, and such action may be approved if by so doing the total amount determined to be made available for Personal Services, in each department, is not exceeded and also providing that certification is made, in writing, by the department head, that such action will not result in an increased request for Personal Service moneys from any future Legislature. Copies of all State Personnel Board actions and department head certifications relating to such changes shall be furnished to the Legislative Finance Officer.

Sec. 6. Personal Services review. The Budget Office, during the next biennium, shall continually review with all the departments the status of their personnel with the purpose of determining that all departments are expending Personal Services moneys within the intent of the Legislature, and shall report any expenditures contrary to such intent to the Governor and Council and the Legislative Finance Officer.

IN THE YEAR OF OUR LORD, NINETEEN HUNDRED SEVENTY-FIVE

Sec. 7. Personal Services adjustments. Personal Services allocations of the State Lottery Commission may be adjusted by the Budget Officer with the approval of the Governor and Council to specifically cover those adjustments determined to be necessary under any salary plan approved by the Legislature.

Sec. 8. Number of necessary employees. The Governor and the Budget Officer when next preparing a Budget Document may at their discretion adjust the figures in parentheses, representing numbers of employees, to reflect the number of employees which in their opinion is necessary to the proper operation of the fund.

Sec. 9. Merit ratings required. The State Personnel Board is directed to require merit ratings on each individual who is recommended for a salary increase on a form prescribed by the board. Department heads are directed that the granting of merit increases be scrutinized and documented carefully. It is the intent of the Legislature that in instances where merit increases are not earned and warranted they shall be denied.

Sec. 10. Exclusion. Exclusive of sections 1 through 9, up to \$50,000 for Capital Expenditures may be expended in each year of the 1976-1977 biennium.

Emergency clause. In view of the emergency cited in the preamble, this Act shall take effect July 1, 1975.

IN THE YEAR OF OUR LORD, NINETEEN HUNDRED SEVENTY-FIVE

AN ACT to Allocate Moneys for the Administrative Expenses of the Bureau of Alcoholic Beverages, Department of Finance and Administration, and the State Liquor Commission for the Fiscal Years Ending June 30, 1976 and June 30, 1977.

Emergency preamble. Whereas, Acts and resolves passed by the Legislature do not become effective until 90 days after adjournment unless enacted as emergencies; and

Whereas, the said 90-day period will not terminate until after the beginning of the next fiscal year; and

Whereas, certain obligations and expenses incident to the operation of the Bureau of Alcoholic Beverages and the State Liquor Commission will become due and payable on or immediately after July 1, 1975, and

Whereas, in the judgment of the Legislature, these facts create an emergency within the meaning of the Constitution of Maine and require the following legislation as immediately necessary for the preservation of the public peace, health and safety; now, therefore,

Be it enacted by the People of the State of Maine, as follows:

Sec. 1. Allocation of fund. In order to provide the necessary expenses for operation and administration of the Bureau of Alcoholic Beverages and the State Liquor Commission, the following amounts, or as much as may be necessary, are allocated from the revenues derived from operations of the Fund:

CODE#	POLICY AREA UMBRELLA IDENTITY Program	ALLOCATION FROM	
		PAGE#	1975-76 1976-77
01	GENERAL GOVERNMENT		
08000	DEPARTMENT OF FINANCE AND ADMINISTRATION		
1	Current Services		
0015	General Administration	2-096	
	Positions	(6)	(6)
	Personal Services	75,930	75,473
	All Other	70,669	70,669
0008	Licensing Division	2-098	
	Positions	(8)	(8)
	Personal Services	80,363	81,358
	All Other	20,838	20,838
0009	Malt Beverages and Wine Division	2-100	
	Positions	(2)	(2)
	Personal Services	15,290	15,027
	All Other	1,250	1,250
0017	Store Operations	2-102	
	Positions	(267)	(267)
	Personal Services	2,490,606	2,484,977
	All Other	749,897	749,897
0011	Liquor Accounting/Computer Services	2-104	
	All Other	129,135	129,135

CODE#

POLICY AREA
UMBRELLA IDENTITY
Program

ALLOCATION FROM

PAGE# 1975-76 1976-77

01 GENERAL GOVERNMENT			
08000 DEPARTMENT OF FINANCE AND ADMINISTRATION			
1 Current Services			
0010 Maintenance	2-106		
Positions	(2)	(2)	
Personal Services	25,313	25,181	
All Other	2,024	2,024	
0012 Warehouse Operations	2-108		
Positions	(17)	(17)	
Personal Services	155,351	154,514	
All Other	27,015	27,015	
0013 Merchandising	2-110		
Positions	(4)	(4)	
Personal Services	41,648	41,945	
All Other	9,550	9,550	
0014 Store Supervision	2-112		
Positions	(7)	(7)	
Personal Services	75,476	74,758	
All Other	7,967	7,967	
0016 Commissioners	2-114		
Positions	(3)	(3)	
Personal Services	7,500	7,500	
All Other	2,351	2,351	

Sec. 2. Allotments required. Upon receipt of allotments duly approved by the Governor and Council based upon work programs submitted to the State Budget Officer, the State Controller shall authorize expenditures from these allocations on the basis of such allotments and not otherwise.

Sec. 3. Legislative intent. It is the intent of the Legislature that the allocation of funds by the Legislature, as provided by this Act, shall apply to the administrative expenses only and that such allocations shall be allotted and approved under provisions of Title 5, M.R.S.A. It is not intended to affect the use of the Working Capital, provided for by Title 28, M.R.S.A., or other activities required of the State Liquor Commission by Title 28, M.R.S.A.

Sec. 4. Personal Services allocation. The figures in parentheses shown above each dollar amount provided for Personal Services in this Act, or as adjusted by other legislative action, shall represent the total number of authorized permanent positions in such account and the maximum number of persons employable on a permanent basis at any one time. The allocations made for Personal Services are made with the provision that the total number of permanent positions in the Fund shall not be increased during either year of the biennium over the total numbers shown in parentheses and used by the Legislature in computing the total dollars to be made available for Personal Services. The amounts allocated for Personal Services include funds for the State's share of State employees retirement. The State Controller shall transfer the State's share to the Maine State Retirement System as soon as practicable after each payroll is paid.

Sec. 5. Personal Services savings and flexibility. Savings accruing within appropriations made for permanent positions may be used for nonrecurring personal services or retirement costs when recommended by the department head and the State Budget Officer, and approved by the Governor and Council. To provide some degree of flexibility, each department may apply to the Personnel Board for an exchange between job classifications, and such action may be approved if by so doing the total amount determined to be made available for Personal Services, in each department, is not exceeded and also providing that certification is made, in writing, by the department head, that such action will not result in an increased request for Personal Service moneys from any future Legislature. Copies of all State Personnel Board actions and department head certifications relating to such changes shall be furnished to the Legislative Finance Officer.

Sec. 6. Personal Services review. The Budget Office, during the nextbiennium, shall continually review with all the departments the status of their personnel with the purpose of determining that all departments are expending Personal Services moneys within the intent of the Legislature, and shall report any expenditures contrary to such intent to the Governor and Council and the Legislative Finance Officer.

Sec. 7. Personal Services adjustments. Personal Services allocations of the Bureau of Alcoholic Beverages and the State Liquor Commission may be adjusted by the Budget Officer with the approval of the Governor and Council to specifically cover those adjustments determined to be necessary under any salary plan approved by the Legislature.

Sec. 8. Number of necessary employees. The Governor and the Budget Officer when next preparing a Budget Doucment may at their discretion adjust the figures in parentheses, representing numbers of employees, to reflect the number of employees which in their opinion as necessary to the proper operation of the Fund.

Sec. 9. Merit ratings required. The State Personnel Board is directed to require merit ratings on each individual who is recommended for a salary increase on a form prescribed by the board. Department heads are directed that the granting of merit increases be scrutinized and documented carefully. It is the intent of the Legislature that in instances where merit increases are not earned and warranted they shall be denied.

Sec. 10. Exclusion. Exclusive of the provisions of sections 1 thru 9 above, up to \$50,000 for Capital expenditures may be expended in each year of the 1976-1977 biennium.

Emergency clause. In view of the emergency cited in the preamble, this Act shall take effect July 1, 1975.

STATE OF MAINE

PAGE 1-130

IN THE YEAR OF OUR LORD, NINETEEN HUNDRED SEVENTY-FIVE

ALLOCATIONS FROM MAINE COASTAL PROTECTION FUND

AN ACT to Make Allocations from the Maine Coastal Protection Fund for the Fiscal Years Ending June 30, 1976 and June 30, 1977.

Emergency preamble. Whereas, Acts of the Legislature do not become effective until 90 days after adjournment unless enacted as emergencies; and

Whereas, the said 90-day period will not terminate until after the beginning of the next fiscal year; and

Whereas, certain obligations and expenses incident to the operation of the Department will become due and payable on or immediately after July 1, 1975; and

Whereas, in the judgment of the Legislature, these facts create an emergency within the meaning of the Constitution of Maine and require the following legislation as immediately necessary for the preservation of the public peace, health and safety; now, therefore,

Be it enacted by the People of the State of Maine, as follows:

Sec. 1. Allocation of Maine Coastal Protection Fund. Income to the Maine Coastal Protection Fund for the next 2 fiscal years - from July 1, 1975 to June 30, 1976 and from July 1, 1976 to June 30, 1977 - shall be segregated, apportioned and disbursed as designated in the following schedule:

11	NATURAL RESOURCES			
06000	<u>DEPARTMENT OF ENVIRONMENTAL PROTECTION</u>			
1	<u>Current Services</u>	PAGE#		
0247	Maine Coastal Protection Fund	3-370	1975-76	1976-77
	Research and Development		100,000	100,000
	Other Disbursements		751,652	680,124
	Totals		\$851,652	\$780,124

This allocates the Maine Coastal Protection Fund as required by chapter 572, public laws 1969.

STATE OF MAINE

IN THE YEAR OF OUR LORD, NINETEEN HUNDRED SEVENTY-FIVE

AN ACT to Increase Fees for Overlimit Permits.

Be it enacted by the People of the State of Maine, as follows:

Sec. 1 29 MRSA, Section 1703, 3rd sentence of 1st paragraph is amended to read:

The fee for such permits shall be not less than \$2- \$3 nor more than \$10 \$15, to be determined on the basis of weight, height, length and width, by the ~~State-Highway-Commission-~~ Department of Transportation.

Sec. 2 29 MRSA, Section 1703, paragraph 2, last sentence is amended to read:

The fee for such permit shall be based upon a rate of \$10- \$15 for each 30-day period covered by the permit.

STATEMENT OF FACT

The purpose of this bill is to increase the fees for overlimit permits granted by the Department of Transportation. The fees in Sec. 1 have not increased since they were established in 1947 and the fee in Sec. 2 has not been increased since it was established in 1955.

Fiscal Note

It is estimated that there will be an additional income to the General Highway Fund of approximately \$150,000 for the fiscal years ending June 30, 1976 and June 30, 1977.

STATE OF MAINE

IN THE YEAR OF OUR LORD, NINETEEN HUNDRED SEVENTY-FIVE

AN ACT Relating to Snow Removal on Accepted Ways.

Be it enacted by the People of the State of Maine, as follows:

Sec. 1. 23 MRSA, Section 1002, is amended to read:

Sec. 1002. Winter routes cleared of snow

The ~~commission~~ Department of Transportation, on petition of the municipal officers of 2 or more towns through which extends a continuous state aid highway ~~or town-way~~, may from year to year lay out winter routes over such state aid highways ~~or town ways~~ as in their judgment seem advisable for the clearance of snow therefrom for the reasonable use of motor vehicles, sleighs and sleds during such season. The ~~commission~~ Department of Transportation may take similar action upon petition of the municipal officers of any town with respect to any other state aid highways ~~or town-ways~~. Except as provided, all snow removal petitions are to be received in the office of the ~~commission~~ Department of Transportation on or before December 1st previous to any season's work.

Petitions already, or in the future, received from the municipal officers and approved by the ~~commission~~ Department of Transportation covering state aid highways ~~and town-ways~~ shall be effective until the ~~commission~~ Department of Transportation shall have received and approved written recommendations from said municipal officers of proposed changes. Such changes, which shall include any additions, discontinuances or corrections, shall be made to the ~~commission~~ Department of Transportation in writing on or before December 1st previous to any season's work.

Sec. 2. 23 MRSA, Section 1003, is amended to read:

Sec. 1003. Towns to keep routes clear of snow; sanding

Towns through which extends such a system of winter routes approved and accepted by the ~~commission~~ Department of Transportation in accordance with sections 1002 shall, through and by their board of municipal officers, keep said state aid highways ~~and town-ways~~ cleared of snow during the winter season or such part of the year as the ~~commission~~ Department of Transportation may direct, so that they may be reasonably usable by motor vehicles, sleighs and sleds. Snow on such state aid highways ~~and town-ways~~ shall be removed to the outside edges of the shoulders of the road, and in a manner satisfactory to the ~~commission~~ Department of Transportation whose judgment shall be final. The towns shall sand the state aid highways ~~and town-ways~~ to the satisfaction of the ~~commission~~ Department of Transportation, and in case the towns fail to sand the highways to the satisfaction of the ~~commission~~ Department of Transportation the said ~~commission~~ Department of Transportation shall be authorized to make arrangements for the proper sanding and the cost of such sanding done by the ~~commission~~ Department of Transportation shall be paid by the towns and the State shall reimburse the towns on the same basis as other snow removal and sanding accounts.

Sec. 3 23 MRSA, Section 1005, sub-sec. 1, para. 1, is amended to read:

Sec. 1005. Reimbursement of towns; snow fences; appeals

1. Reimbursement. Towns, organized plantations and unincorporated townships which clear state aid highways ~~and town-ways~~ to the satisfaction of the ~~commission~~ Department of Transportation, and when necessary apply sand, gravel or other materials to a width of not less than 7 feet through the center of the road within a reasonable length of time after surface of the road becomes slippery, shall be reimbursed for the cost thereof on the highways ~~or town-ways~~ designated as provided in section 1002, as follows:

Sec. 4 23 MRSA, Section 1006, is amended to read:

Sec. 1006. Discontinuance on certain highways

The ~~commission~~ Department of Transportation may at any time for cause discontinue the clearance of snow in whole or in part from any highway ~~or town-way~~ laid out as provided in section 1002.

IN THE YEAR OF OUR LORD, NINETEEN HUNDRED SEVENTY-FIVE

Sec. 5 23 MRSA, Section 1007, is amended to read:

Sec. 1007. Roads kept open by State; expense deducted from moneys due town

When any town upon any of the winter routes designated and supervised by the ~~commission~~ Department of Transportation under chapters 1 to 19 shall, in the judgment of the ~~commission~~ Department of Transportation, unreasonably fail to either raise, appropriate or pay its proportional part of the cost of snow removal through or in said town, or shall without cause fail to assist in keeping open any highway ~~or town-way~~ as designated in section 1002 in said town, the ~~commission~~ Department of Transportation shall cause said highway ~~or town-way~~ through or in said town to be kept open at the expense of the State. The ~~commission~~ Department of Transportation may in case of emergency in such towns which fail to provide equipment on a road designated by the ~~commission~~ Department of Transportation in accordance with section 1002 provide such equipment to remove the snow for the season. The Treasurer of State may withhold a sufficient amount from any funds due or to become due said town, to cover the payment in whole or in part of said proportional expense of said snow removal through or in said town and to apply the sums so withheld to the cost of such snow removal.

IN THE YEAR OF OUR LORD, NINETEEN HUNDRED SEVENTY-FIVE

AN ACT Relating to Motor Vehicle Fees.

Be it enacted by the People of the State of Maine, as follows:

Sec. 1. R.S., T. 29, § 152, amended. The first and second sentences of Title 29 of the Revised Statutes, as amended by chapters 394 and 588 of the Public Laws of 1973, are further amended to read as follows:

Whoever transfers the ownership or discontinues the use of a registered motor vehicle, trailer or ~~automobile~~ semi-trailer and applies to the Secretary of State for registration of another motor vehicle, trailer or ~~automobile~~ semi-trailer in the same registration year shall be entitled to a certificate of registration permitting the use of number plates of the proper class of registration thereon upon payment of a transfer fee of \$2 \$5, provided the fee is the same as that of the former vehicle. If the fee for the vehicle to be registered is greater, he shall pay in addition to the transfer fee of \$2 \$5 the difference between the fee paid by him for the vehicle first registered and the fee for the vehicle to which the transfer is to be made.

Sec. 2. R.S., T. 29, § 191, amended. The first and second paragraphs of section 191 of Title 29 of the Revised Statutes, as amended by chapter 73 of the Public Laws of 1973, is further amended to read as follows:

Except in the case of automobiles, the Secretary of State shall reserve until November 1st preceding the year for which plates are issued the same registration number for the succeeding year for persons who shall, previous to said first day of November, pay for the registration of his vehicle for the succeeding year and otherwise comply with the motor vehicle law. In the case of automobiles the same registration number shall be reserved until the first day of the third month prior to their expiration. If a person wishes to retain his registration number and does not have a vehicle to register on said November 1st, or on the first day of the third month prior to the expiration month in the case of automobiles, he may hold his registration number for a maximum of 2 registration years by depositing with the Secretary of State the sum of \$10 for each year. These deposit fees shall not be applied as part payment of the registration fee when plates are issued.

All numbers other than those reserved shall be released and issued in rotation after said November 1st, or after the first day of the third month prior to expiration in the case of automobiles, except that a person wishing to select a number out of rotation may do so by paying his registration fee and a reserved number fee of \$1 \$5.

Sec. 3. R.S., T. 29, § 192, amended. The first sentence of the first paragraph of section 192, as amended, is further amended to read as follows:

The registration plates so provided shall be issued only upon application therefor, and upon payment of an annual service fee of \$5 \$10.

Sec. 4. R.S., T. 29, § 241, amended. Section 241 of Title 29 of the Revised Statutes, as amended by chapter 469 of the Public Laws of 1973, is amended to read as follows:

Replacement number plates shall be furnished to replace lost or mutilated plates for \$2 \$5 each.

Replacement ~~revalidation~~ registration validation devices for number plates shall be furnished to replace lost or mutilated ~~revalidation~~ validation devices for 50¢ each.

Sec. 5. R.S., T. 29, § 242, amended. The second sentence of the third paragraph of subsection 1., D., of section 242 of Title 29 of the Revised Statutes, as amended, is further amended to read as follows:

A fee of \$5 \$10 shall accompany each such application.

Sec. 6. R.S., T. 29, § 244, amended. The first and second paragraphs of subsection 1 of section 244 of Title 29 of the Revised Statutes, as amended, are further amended to read as follows:

1. Trailers.

Equipped-with

Per-100-lbs.-gross
weight-of-vehicle
and-load

Pneumatic-tires.....	15-cents	up-to-and
Solid-rubber-tires.....	40-cents	including
Iron, steel or hard-tires.....	75-cents	2,000-lbs.
		gross
		weight

The ~~minimum~~ fee shall never be less than \$2 \$5 for a gross weight not to exceed 2,000 pounds. The maximum fee for all farm trailers, whether semi-trailers or 4-wheeled type, equipped with pneumatic tires, shall be \$2 \$5 for each trailer when the said trailers are used and to be used by farmers for the sole and exclusive purpose of transporting their own farm products, crops, fertilizers and farm tools and utensils and subject to the further conditions and limitations that

- A. No such load so transported shall at any time exceed 4 tons; and
- B. No such load shall be transported shall be transported a distance greater than 20 miles from the point of origin to the point of destination

Sec. 7. R.S., T. 29, § 244, amended. The fifth paragraph of subsection 1 of section 244 of Title 29 of the Revised Statutes, as amended, is further amended to read as follows:

Camp trailers, registered in excess of 2,000 lbs. gross weight, shall be assessed a registration fee of \$5 \$10.

Sec. 8. R.S., T. 29, § 245, amended. Section 245 of Title 29 of the Revised Statutes, as amended, is further amended to read as follows:

The annual fees for the registration of semi-trailers shall be in accordance with this section and shall accompany the application for registration.

Semi-trailer \$5 \$10 each.

Sec. 9. R.S., T. 29, § 245-A, amended. The last sentence of the first paragraph of Section 245-A of Title 29 of the Revised Statutes, as amended, is further amended to read as follows:

The fee for such plate shall be \$5 \$10 for each registration year, or portion thereof, for the number of years of valid use from the year of issue to the end of the semi-permanent plate program; and there shall be no refund of payment of such fee.

Sec. 10. R.S., T. 29, § 245-A, amended. The second paragraph of Section 245-A of Title 29 of the Revised Statutes, as amended, is further amended to read as follows:

Provisions of this section shall not prohibit the succeeding Legislatures from increasing the base fee of \$5 \$10 per year, or portion thereof; and registrants shall make additional payment to the State, under any new rate enacted, for the remaining period of plates originally issued, to the end of the semi-permanent plate program.

Sec. 11. R.S., T. 29, § 249, amended. Section 249 of Title 29 of the Revised Statutes is amended to read as follows:

The annual fees for the registration of motorcycles shall be in accordance with this section and shall accompany the application for registration.

Motorcycles \$5 \$10 each.

Sec. 12. R.S., T. 29, § 347, amended. The first and second sentences of the first paragraph of section 347 of Title 29 of the Revised Statutes, as amended, are further amended to read as follows:

Except as sections 357 and 358 provide, the annual fee for every license shall be \$25 \$30. The annual fee for plates shall be \$10 \$15 per plate, except that on application for additional plates applied for during the period between the first day of September and the 31st day of December in any year, ½ of the plate fee shall be charged.

Sec. 13. R.S., T. 29, § 363, amended. The last paragraph of section 363 of Title 29 of the Revised Statutes, as amended, is further amended to read as follows:

The Secretary of State may issue temporary plates and certificates to dealers who request them under such rules and regulations as he shall

deem necessary and shall receive ~~\$7.50~~ \$1 per plate.

Sec. 14. R.S., T. 29, § 382, amended. The last sentence of the first paragraph of Section 382 of Title 29 of the Revised Statutes, as amended, is further amended to read as follows:

Thereupon the Secretary of State, if satisfied of the truth of the fact stated in the application, shall supply a new set of number plates upon payment of a fee of ~~\$2~~ \$5 for each plate.

Sec. 15. 29 MRSA, Sec. 531, 3rd. paragraph as amended by PL 1973, C. 739, Sec. 3, is further amended by repealing the last two sentences.

~~The fee for each such examination shall be \$3. The fee for each subsequent examination shall be \$2.~~

Sec. 16. 29 MRSA, Sec. 532, 5th paragraph as amended by PL 1971, C. 360, Sec. 26, is further amended to read:

The fee for said motorcycle or motor driven cycle permit shall be ~~\$2.00~~ \$5.00 which shall include the first road test. The fee for all subsequent examinations shall be ~~\$2.00~~ \$3.00.

Sec. 17. R.S., T. 29, § 541, amended. Section 541 of Title 29 of the Revised Statutes, as amended, is further amended to read as follows:

In the event that an operator's license, registration card certificate or instruction permit issued under this Title shall be lost or destroyed, the person to whom the same was issued may obtain a duplicate or substitute upon furnishing proof satisfactory to the Secretary of State that such license, card certificate or instruction permit has been lost or destroyed and upon payment of a fee of ~~\$1~~ \$2.

If the Secretary of State is satisfied that public safety will not be endangered, he may issue, upon payment of a fee of ~~\$1~~ \$2, a duplicate of such license, registration or permit to a person who has an original license.

Sec. 18. 29 MRSA, Sec. 582, as amended by PL 1965, C. 129 is repealed and the following enacted in place thereof:

Sec. 582. Fee; Waiver

The Secretary of State may waive examination in the case of applicants who have been duly licensed by this state to operate a motor vehicle during any one of the 3 preceding calendar years without a lapse of 3 years since date of expiration of last license. Any person required to take an examination to qualify him to operate a motor vehicle shall pay an examination fee to the Secretary of State prior to such examination being given. Such fee shall be for the purpose of defraying the expense of giving such examination and shall be according to the class of license for which application was made as follows:

(A) Class 1 or 2 license. The examination fee shall be \$8.00 which shall include the first road test. All subsequent examination fees shall be \$5.00.

(B) Class 3 license. The examination fee shall be \$5.00 which shall include the first road test. All subsequent examination fees shall be \$3.00.

Exception: Any person required to take such examination because of advanced age or physical disability shall not be required to pay said examination fee.

Sec. 19. 29 MRSA, Sec. 2013, Paragraph 1; Sub-paragraph E as enacted by PL 1973, C. 780; Sec. 4 is amended to read:

E. Must pass such examination as the Secretary of State shall prescribe to determine his ability to operate the specific vehicle which will be driven as a school bus or any comparable type vehicle. Application for such examination shall be filed within 10 days after commencement of such operation. A fee of ~~\$3~~ \$8.00 shall accompany the application for such examination. The fee for subsequent examinations shall be ~~\$2~~ \$5.00.

Sec. 20. Effective date. Sections 6, 7, 8, 9, 10, 11, and 12 shall become effective for the 1976 registration year.

FISCAL NOTE: If this Act is enacted in its entirety, it is projected that it would result in an increase in income to the General Highway Fund of \$5.66 million for fiscal years 1976 and 1977.

STATEMENT OF FACT: This Act would increase the fees for certain registrations, licenses, permits and replacements for same which have been lost. Also, this Bill would reduce the cost to the state of administering driver examinations. Examination fees have not changed since 1963 and are therefore not consistent with the increased administration costs. Class 1, 2 and school bus examinations require three times longer per examination than the regular automobile tests.

IN THE YEAR OF OUR LORD, NINETEEN HUNDRED SEVENTY-FIVE

AN ACT to Authorize Bond Issue in the Amount of \$10,900,000 for the Highway and Bridge Improvement Program.

Preamble. Two-thirds of both Houses of the Legislature deeming it necessary in accordance with the Constitution, Article IX, Section 14, to authorize the issuance of bonds on behalf of the State for the purpose of improving State highways and bridges.

Be it enacted by the People of the State of Maine, as follows:

Sec. 1. Bond issue of \$10,900,000 authorized. In addition to State highway and bridge bonds heretofore authorized, the Treasurer of State is authorized, under the direction of the Governor and Council, to issue from time to time, serial coupon bonds in the name and behalf of the State to an amount not exceeding \$10,900,000 payable serially at the State Treasury within 20 years from the date of issue. Such bonds and coupons shall be of such denominations and form and upon such terms and conditions, not inconsistent herewith, as the Governor and Council shall direct. The proceeds from the sale of said bonds shall be used for Highway and Bridge Improvements in accordance with allocations made by the Legislature. The said bonds shall be deemed a pledge of the faith and credit of the State. The said bonds shall be issued from time to time so as to meet the needs of the Highway and Bridge Improvement Program. Said bonds when paid at maturity or otherwise retired shall not be reissued, but may be refunded on terms more favorable to the State than those in the original issue.

Sec. 2. Allocation of Highway Fund Bond Issue. Receipt to the Highway Fund for the fiscal years - from July 1, 1975 to June 30, 1976, and from July 1, 1976 to June 30, 1977 - from the proceeds of the sale of bonds shall be segregated, apportioned and expended as designated in the following schedule:

13 TRANSPORTATION	PAGE #	1975-76	1976-77
17000 DEPARTMENT OF TRANSPORTATION			
1 Current Services			
0406 Highway and Bridge Construction 3-578		\$4,370,000	\$6,530,000

Sec. 3. Contingent upon ratification of bond issue. Sections 1 and 2 of this Act shall not become effective unless the people of the State of Maine shall have ratified the issuance of bonds as set forth in this Act.

Referendum for ratification. The aldermen of cities, the selectmen of towns and the assessors of the several plantations of this State are empowered and directed to notify the inhabitants of their respective cities, towns and plantations to meet in the manner prescribed by law for calling and holding biennial meetings of said inhabitants for the election of Senators and Representatives, at a special State-wide election to be held in November, 1975 to give in their votes upon the acceptance or rejection of the foregoing Act, and the question shall be:

"Shall a bond issue be ratified for the purpose set forth in 'AN ACT to Authorize Bond Issue in the Amount of \$10,900,000 to Finance the Highway and Bridge Improvement Program', passed by the 107th Legislature."

The inhabitants of said cities, towns and plantations shall indicate by a cross or check mark placed within a square upon their ballots their opinion of the same, those in favor of ratification voting "Yes" and those opposed to ratification voting "No" and the ballots shall be received sorted, counted and declared in open ward, town and plantation meetings, and return made to the office of the Secretary of State in the same manner as votes for Governor and Members of the Legislature, and the Governor and Council shall review the same and if it shall appear that a majority of the inhabitants voting on the question are in favor of said Act, the Governor shall forthwith make known the fact by his proclamation and the Act shall thereupon become effective in 30 days after the date of said proclamation.

The Secretary of State shall prepare ballots. The Secretary of State shall prepare and furnish to the several cities, towns and plantations ballots and blank returns in conformity with the provisions of the foregoing Act, accompanied by a copy thereof.