

MAINE STATE LEGISLATURE

The following document is provided by the
LAW AND LEGISLATIVE DIGITAL LIBRARY
at the Maine State Law and Legislative Reference Library
<http://legislature.maine.gov/lawlib>



Reproduced from electronic originals
(may include minor formatting differences from printed original)

State of Maine **Wildlife & Motor Vehicle Collisions**

2017-2021



MaineDOT

Prepared by:

Maine Department of Transportation
Office of Safety & Mobility Crash Records Section
16 State House Station
Augusta, Maine 04333-0016

STATE OF MAINE
HIGHWAY ANIMAL CRASHES
2017 - 2021

I. PREFACE i

II. ANIMAL CRASHES TABLES AND CHARTS 2017-2021

Crashes Summarized by:

Animal Type 1
County 2
Severity 3
Moose Crashes by County 4-5
Deer Crashes by County 6-7
Bear Crashes by County 8-9
All Other Animal Crashes by County 10-11
Turkey Crashes by County 12-13

Crashes Summarized by:

Total & Percentages of Each Animal Type 14
Estimated Economic Loss 15
Animal Type Injury/Fatal Comparison 16
Animal Type Injury/Fatal Location Heat Maps..... 17-18
Age Group of Driver 19
Vehicle Type 20-21
Month 22
Day of Week 23
Time of Day 24-25
Light Conditions 26
Weather Conditions 27

STATE OF MAINE

HIGHWAY ANIMAL CRASHES

2017 - 2021

Preface

This publication is a statistical review of reported motor vehicle highway crashes that involved animals in Maine during the five-year study period 2017 - 2021. The statistics are compiled from crash reports submitted to the Department of Transportation by the Traffic Division, Department of Public Safety. The Traffic Division receives all police uniform crash reports Form 13:20 A, from state, county and local police agencies.

The enclosed charts, graphs, listings and summaries were produced using the Department of Transportation's Computerized Crash Records System. Fatalities data was provided by the Department of Public Safety Except for adjustments to locations and crash-type information for accuracy, no attempt has been made to modify the raw data received from the reporting agencies. However, because crash scenes are often dangerous and chaotic, some inaccuracies in data collection are possible.

A comparison of this report with other summaries of crashes and fatalities may also reveal inconsistencies due to changes in crash classification, late submittals, and differing reporting criteria. Fatalities data is provided by the Department of Public Safety and does not include deaths that were later determined to be of natural causes.

The Department of Transportation and the Department of Public Safety wish to express our sincere thank you to all law enforcement agencies and officers for the work they do on crash investigations. Without their dedication, this report would not be possible.

A link to this publication can be found on the maine.gov website at:

[maine.gov/mdot/safety/crash-data/](https://www.maine.gov/mdot/safety/crash-data/)

We welcome your comments and suggestions on this report at:

Maine Department of Transportation

Office of Safety & Mobility

Crash Records Section

16 State House Station

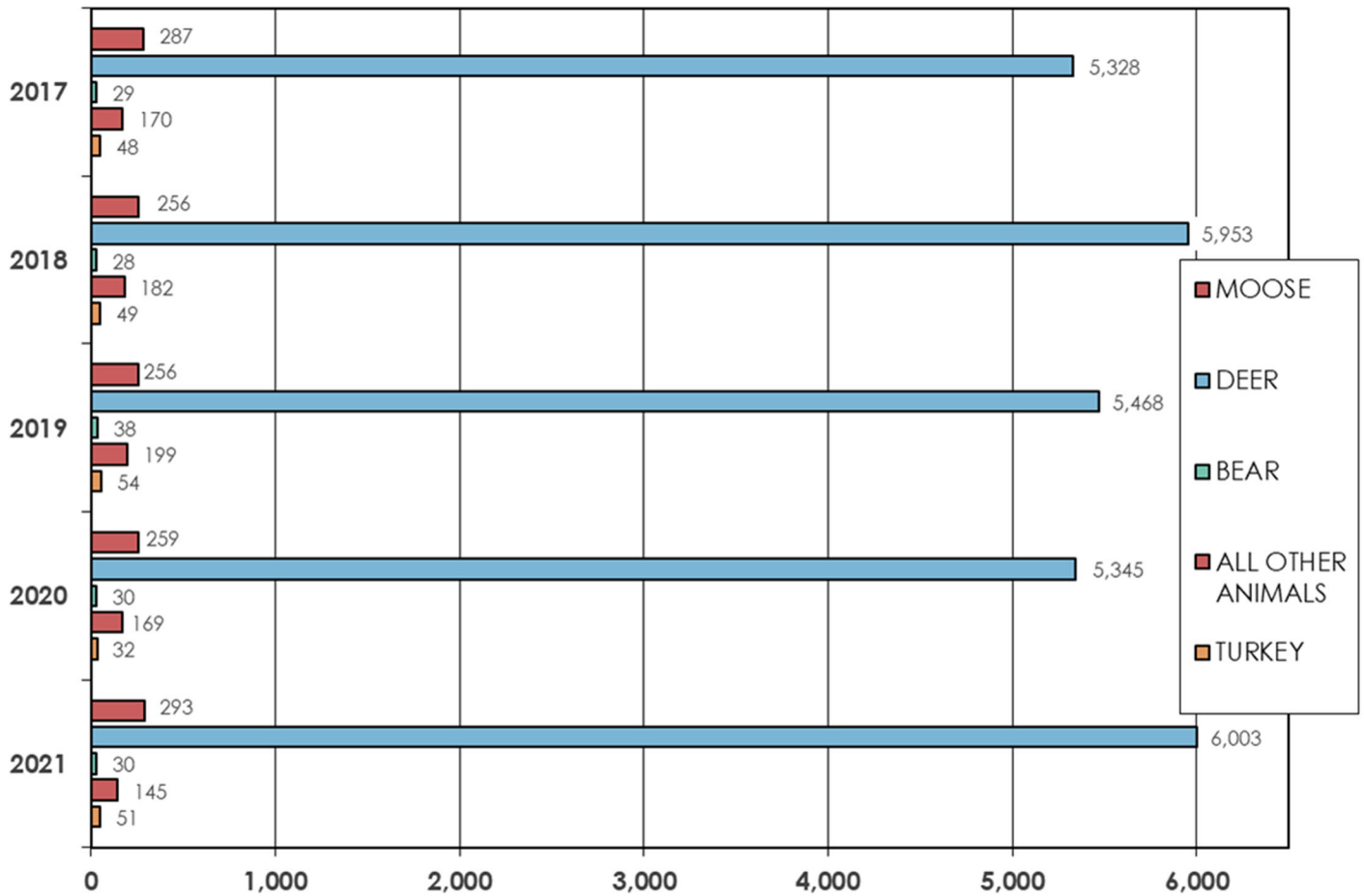
Augusta, ME 04333-0016

Tel: 207-624-3616



MAINE HIGHWAY ANIMAL CRASHES BY TYPE

2017 - 2021



ANIMAL TYPE	2017	2018	2019	2020	2021	FIVE YEAR TOTAL
MOOSE	287	256	256	259	293	1,351
DEER	5,328	5,953	5,468	5,345	6,003	28,097
BEAR	29	28	38	30	30	155
ALL OTHER ANIMALS	170	182	199	169	145	865
TURKEY	48	49	54	32	51	234
TOTAL	5,862	6,468	6,015	5,835	6,522	30,702



MAINE HIGHWAY ANIMAL CRASHES BY COUNTY 2017 - 2021

MOOSE	2017	2018	2019	2020	2021	TOTAL
ANDROSCOGGIN	0	0	1	3	3	7
AROOSTOOK	131	120	115	113	121	600
CUMBERLAND	6	3	3	0	5	17
FRANKLIN	18	27	17	20	20	102
HANCOCK	4	3	6	7	3	23
KENNEBEC	0	4	5	7	6	22
KNOX	1	0	0	0	0	1
LINCOLN	3	1	0	0	1	5
OXFORD	14	13	18	3	15	63
PENOBSCOT	58	41	43	56	58	256
PISCATAQUIS	8	9	5	11	10	43
SAGADAHOC	0	0	1	0	1	2
SOMERSET	25	17	18	20	27	107
WALDO	2	0	0	2	1	5
WASHINGTON	13	15	22	16	19	85
YORK	4	3	2	1	3	13
TOTAL	287	256	256	259	293	1,351

DEER	2017	2018	2019	2020	2021	TOTAL
ANDROSCOGGIN	269	329	290	261	307	1,456
AROOSTOOK	302	307	248	200	201	1,258
CUMBERLAND	595	700	727	641	803	3,466
FRANKLIN	193	233	232	212	201	1,071
HANCOCK	490	457	422	475	564	2,408
KENNEBEC	576	668	586	589	657	3,076
KNOX	137	176	153	171	188	825
LINCOLN	107	165	154	148	205	779
OXFORD	227	269	275	208	269	1,248
PENOBSCOT	794	804	691	733	809	3,831
PISCATAQUIS	127	161	130	129	87	634
SAGADAHOC	123	160	115	157	160	715
SOMERSET	418	433	420	408	378	2,057
WALDO	310	337	302	275	327	1,551
WASHINGTON	265	248	210	240	206	1,169
YORK	395	506	513	498	641	2,553
TOTAL	5,328	5,953	5,468	5,345	6,003	28,097

BEAR	2017	2018	2019	2020	2021	TOTAL
ANDROSCOGGIN	0	0	0	0	0	0
AROOSTOOK	6	9	11	8	7	41
CUMBERLAND	0	2	0	1	0	3
FRANKLIN	0	0	2	1	2	5
HANCOCK	4	0	4	1	2	11
KENNEBEC	0	0	1	0	0	1
KNOX	1	0	0	0	0	1
LINCOLN	0	0	0	0	0	0
OXFORD	0	1	5	3	3	12
PENOBSCOT	10	6	11	7	11	45
PISCATAQUIS	0	3	0	0	1	4
SAGADAHOC	0	0	0	0	0	0
SOMERSET	1	0	1	0	0	2
WALDO	2	0	1	0	0	3
WASHINGTON	2	2	1	4	4	13
YORK	3	5	1	5	0	14
TOTAL	29	28	38	30	30	155

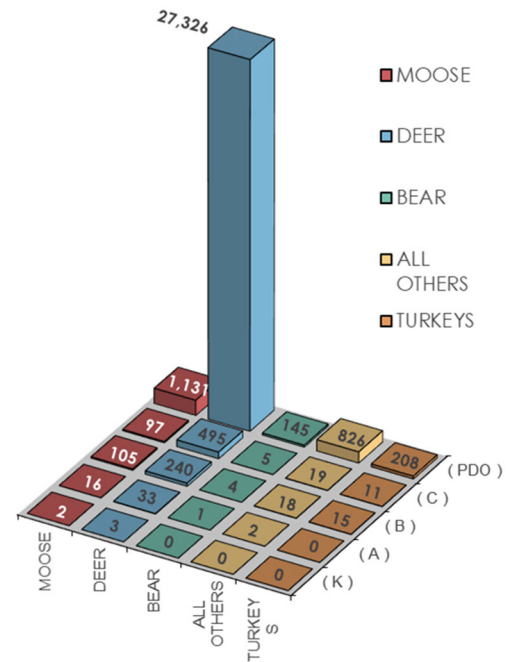
ALL OTHER ANIMALS	2017	2018	2019	2020	2021	TOTAL
ANDROSCOGGIN	10	6	10	5	7	38
AROOSTOOK	18	11	11	11	7	58
CUMBERLAND	16	19	26	23	13	97
FRANKLIN	5	10	4	7	3	29
HANCOCK	6	5	8	13	11	43
KENNEBEC	15	19	19	20	19	92
KNOX	4	4	6	2	6	22
LINCOLN	6	13	7	5	4	35
OXFORD	8	10	9	9	10	46
PENOBSCOT	29	22	31	27	23	132
PISCATAQUIS	2	2	7	3	2	16
SAGADAHOC	3	6	10	6	5	30
SOMERSET	12	19	14	9	14	68
WALDO	6	11	7	7	9	40
WASHINGTON	9	3	5	6	2	25
YORK	21	22	25	16	10	94
TOTAL	170	182	199	169	145	865

TURKEY	2017	2018	2019	2020	2021	TOTAL
ANDROSCOGGIN	2	1	2	0	3	8
AROOSTOOK	4	3	0	4	6	17
CUMBERLAND	4	6	7	3	8	28
FRANKLIN	0	1	0	0	1	2
HANCOCK	1	2	1	0	3	7
KENNEBEC	8	13	10	7	9	47
KNOX	0	0	0	1	2	3
LINCOLN	0	0	3	0	0	3
OXFORD	2	3	1	1	0	7
PENOBSCOT	8	8	8	6	6	36
PISCATAQUIS	1	0	1	0	0	2
SAGADAHOC	5	1	3	0	1	10
SOMERSET	3	2	6	0	4	15
WALDO	2	4	2	1	2	11
WASHINGTON	0	1	2	1	1	5
YORK	8	4	8	8	5	33
TOTAL	48	49	54	32	51	234



MAINE HIGHWAY ANIMAL CRASHES BY SEVERITY 2017 - 2021

<u>MOOSE</u> YEAR	FATAL CRASHES (K)	SERIOUS INJURY CRASHES (A)	MINOR INJURY CRASHES (B)	POSSIBLE INJURY CRASHES (C)	PROPERTY DAMAGE CRASHES (PDO)	TOTALS
2017	1	3	19	21	243	287
2018	1	4	11	20	220	256
2019	0	2	20	21	213	256
2020	0	4	24	16	215	259
2021	0	3	31	19	240	293
TOTAL	2	16	105	97	1,131	1,351
PERCENT	0.15%	PERCENT INJURY CRASHES = 16.14%			83.72%	100.00%
<u>DEER</u> YEAR	FATAL CRASHES (K)	SERIOUS INJURY CRASHES (A)	MINOR INJURY CRASHES (B)	POSSIBLE INJURY CRASHES (C)	PROPERTY DAMAGE CRASHES (PDO)	TOTALS
2017	1	8	36	100	5,183	5,328
2018	0	8	39	103	5,803	5,953
2019	0	6	48	93	5,321	5,468
2020	2	5	42	85	5,211	5,345
2021	0	6	75	114	5,808	6,003
TOTAL	3	33	240	495	27,326	28,097
PERCENT	0.01%	PERCENT INJURY CRASHES = 2.73%			97.26%	100.00%
<u>BEAR</u> YEAR	FATAL CRASHES (K)	SERIOUS INJURY CRASHES (A)	MINOR INJURY CRASHES (B)	POSSIBLE INJURY CRASHES (C)	PROPERTY DAMAGE CRASHES (PDO)	TOTALS
2017	0	0	1	0	28	29
2018	0	0	2	1	25	28
2019	0	0	1	3	34	38
2020	0	0	0	1	29	30
2021	0	1	0	0	29	30
TOTAL	0	1	4	5	145	155
PERCENT	0.00%	PERCENT INJURY CRASHES = 6.45%			93.55%	100.00%
<u>ALL OTHER ANIMALS</u> YEAR	FATAL CRASHES (K)	SERIOUS INJURY CRASHES (A)	MINOR INJURY CRASHES (B)	POSSIBLE INJURY CRASHES (C)	PROPERTY DAMAGE CRASHES (PDO)	TOTALS
2017	0	0	3	5	162	170
2018	0	0	3	5	174	182
2019	0	2	4	4	189	199
2020	0	0	3	1	165	169
2021	0	0	5	4	136	145
TOTAL	0	2	18	19	826	865
PERCENT	0.00%	PERCENT INJURY CRASHES = 4.51%			95.49%	100.00%
<u>TURKEY</u> YEAR	FATAL CRASHES (K)	SERIOUS INJURY CRASHES (A)	MINOR INJURY CRASHES (B)	POSSIBLE INJURY CRASHES (C)	PROPERTY DAMAGE CRASHES (PDO)	TOTALS
2017	0	0	3	5	40	48
2018	0	0	2	3	44	49
2019	0	0	2	2	50	54
2020	0	0	5	0	27	32
2021	0	0	3	1	47	51
TOTAL	0	0	15	11	208	234
PERCENT	0.00%	PERCENT INJURY CRASHES = 11.11%			88.89%	100.00%



(K) = Fatal Injury Crash. A crash where the highest level of injury to any person is a fatal injury that results in death.

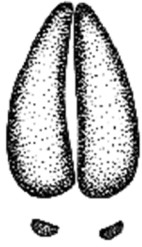
(A) = Serious Injury Crash. A crash where the highest level of injury to any person involved in the crash is a serious injury, which prevents the injured person from walking, driving or normally continuing the activities the person was capable of performing before the injury occurred.

(B) = Minor Injury Crash. A crash where the highest level of injury to any person involved in the crash is a minor injury, which is evident to observers at the scene of the crash in which the injury occurred.

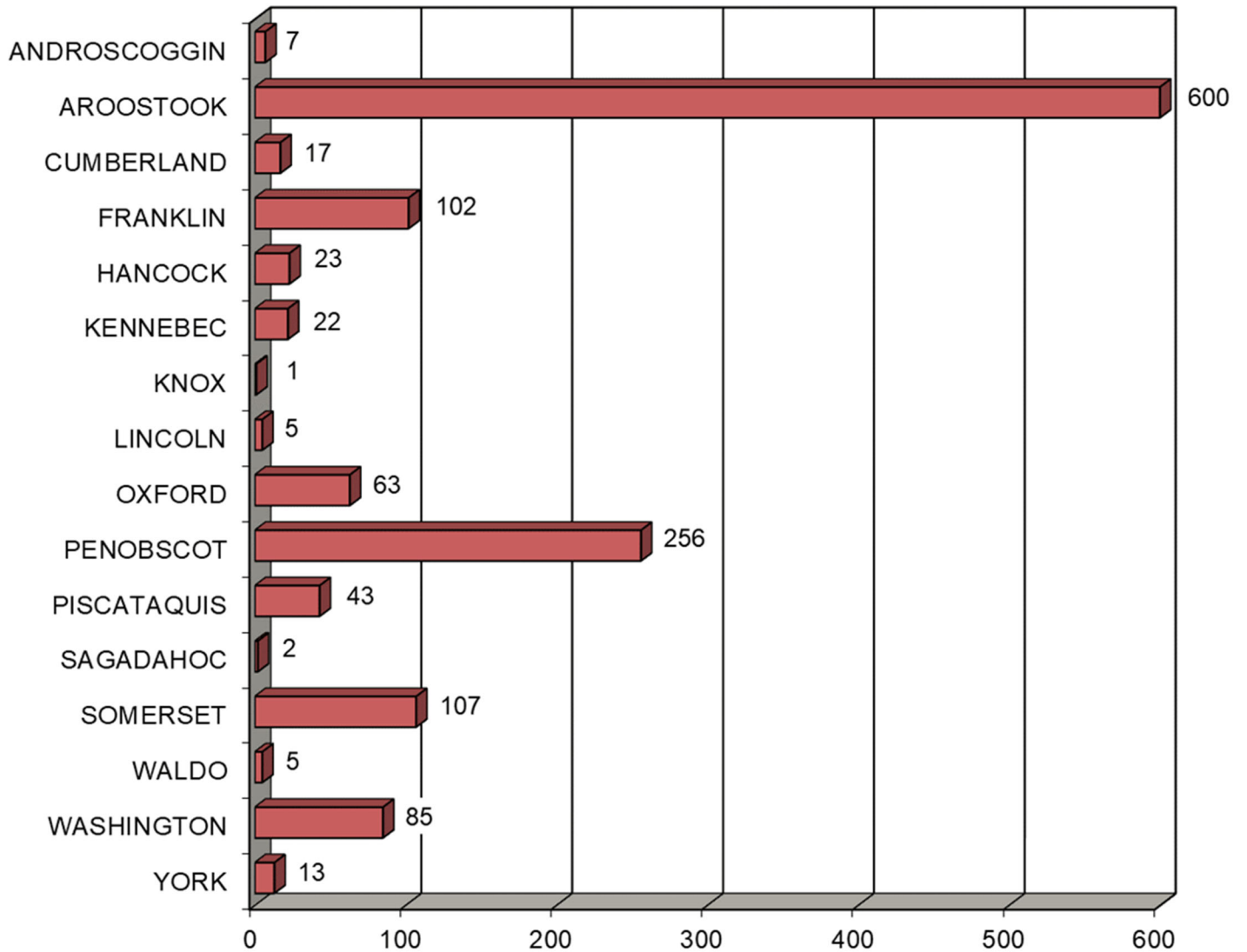
(C) = Possible Injury Crash. A crash where the highest level of injury to any person involved in the crash is a possible injury, which is any injury reported or claimed which is not a fatal injury, serious injury or minor injury.

(PDO) = Property Damage Crash. A crash where no injury occurred and only damage occurred to property that reduces the monetary value of that property.





MAINE HIGHWAY MOOSE CRASHES By County 2017 - 2021

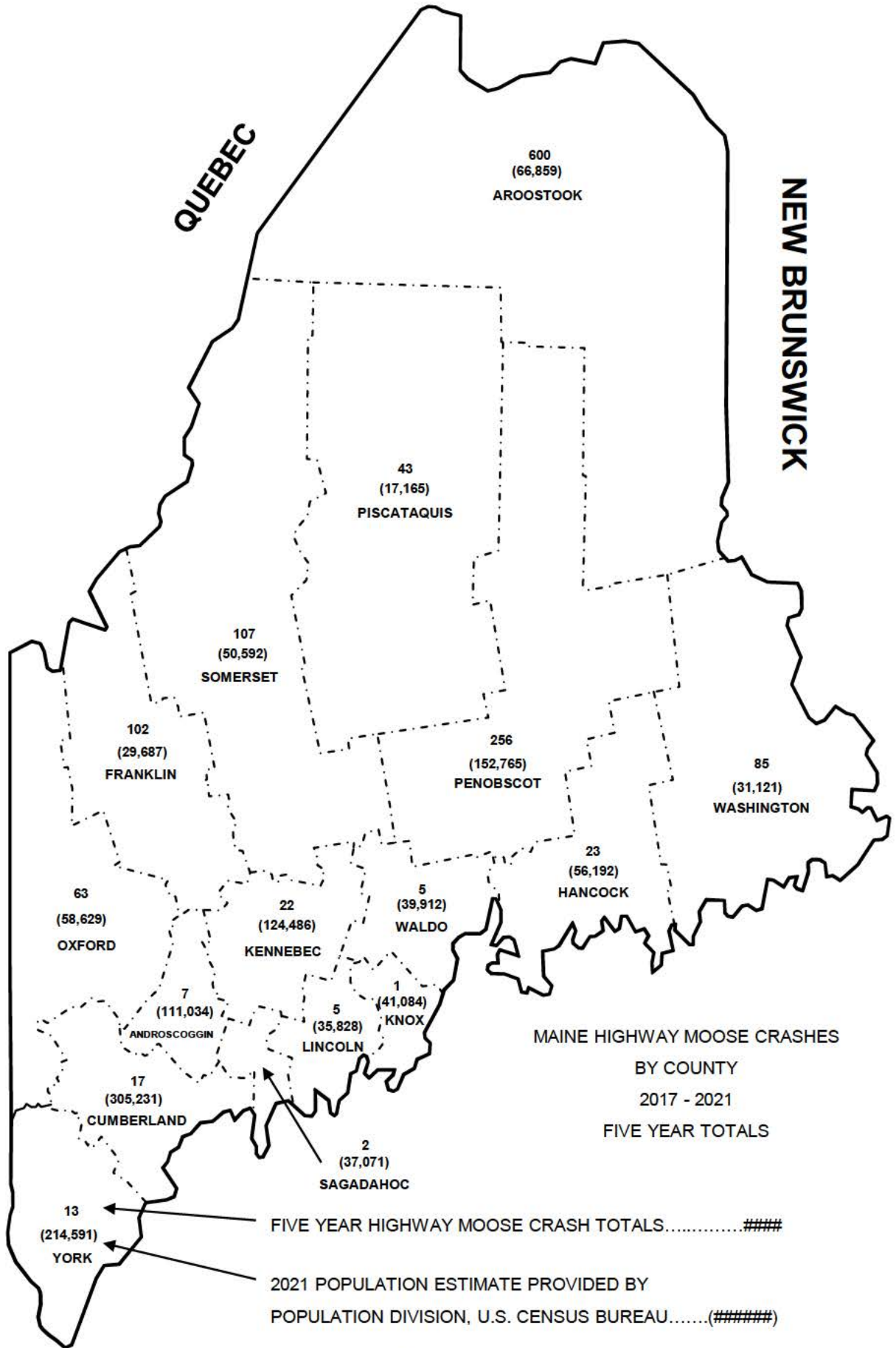




NEW HAMPSHIRE

QUEBEC

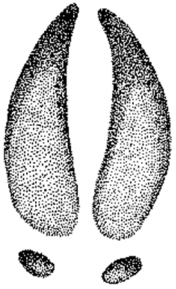
NEW BRUNSWICK



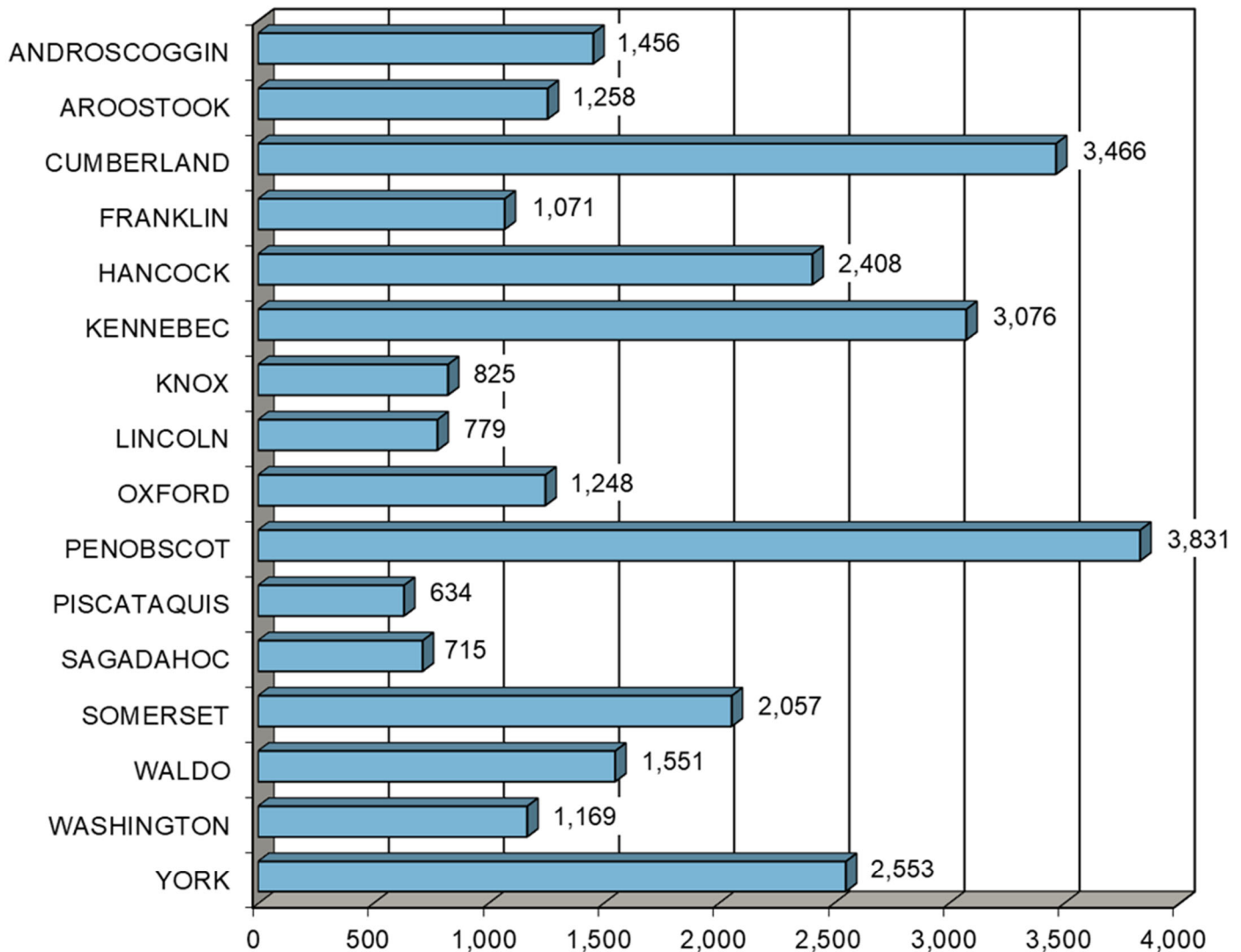
MAINE HIGHWAY MOOSE CRASHES
BY COUNTY
2017 - 2021
FIVE YEAR TOTALS

FIVE YEAR HIGHWAY MOOSE CRASH TOTALS.....####
2021 POPULATION ESTIMATE PROVIDED BY
POPULATION DIVISION, U.S. CENSUS BUREAU.....(#####)





MAINE HIGHWAY DEER CRASHES By County 2017 - 2021

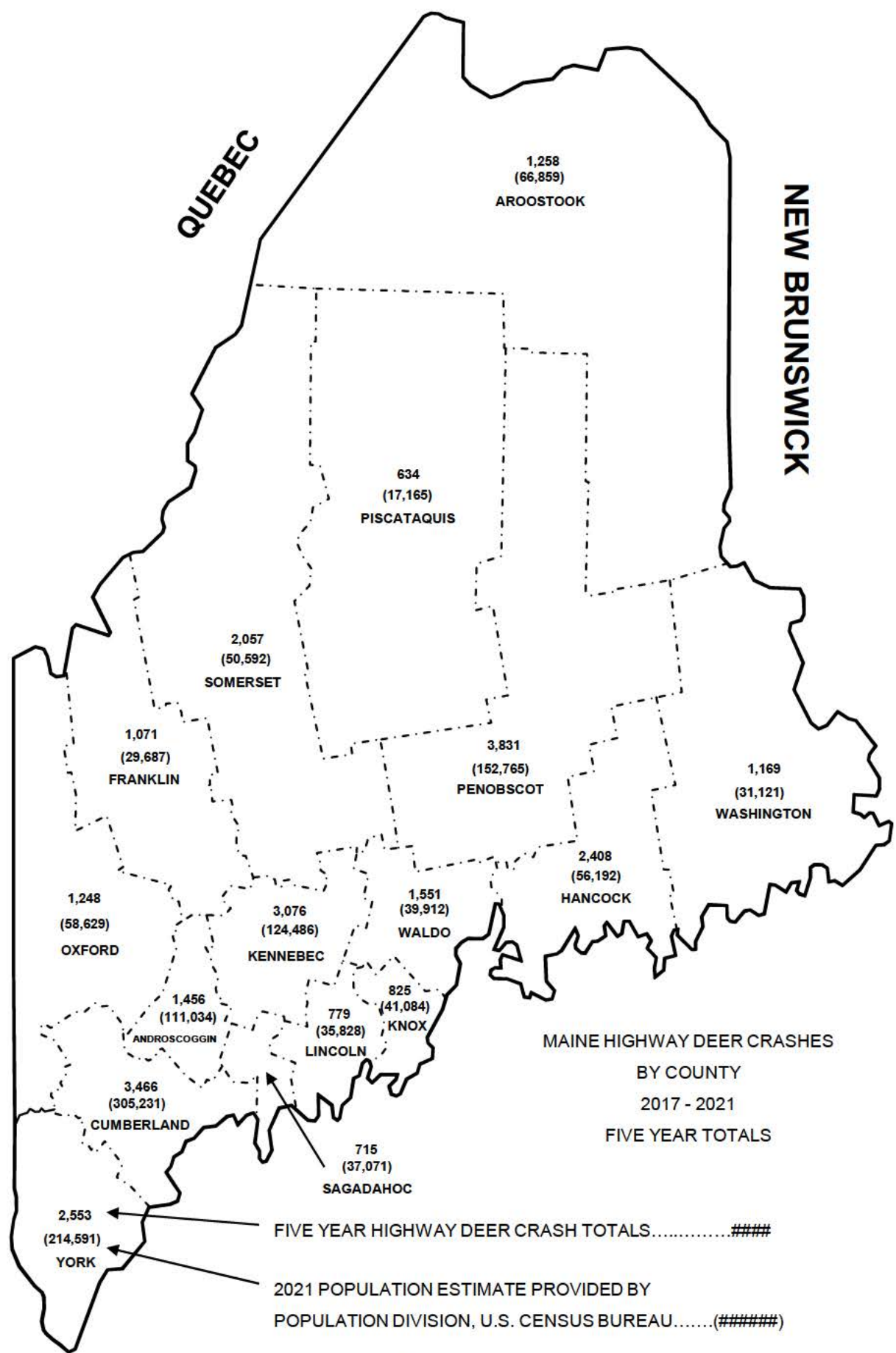




NEW HAMPSHIRE

QUEBEC

NEW BRUNSWICK



MAINE HIGHWAY DEER CRASHES
BY COUNTY
2017 - 2021
FIVE YEAR TOTALS

FIVE YEAR HIGHWAY DEER CRASH TOTALS.....####

2021 POPULATION ESTIMATE PROVIDED BY
POPULATION DIVISION, U.S. CENSUS BUREAU.....(#####)





FRONT

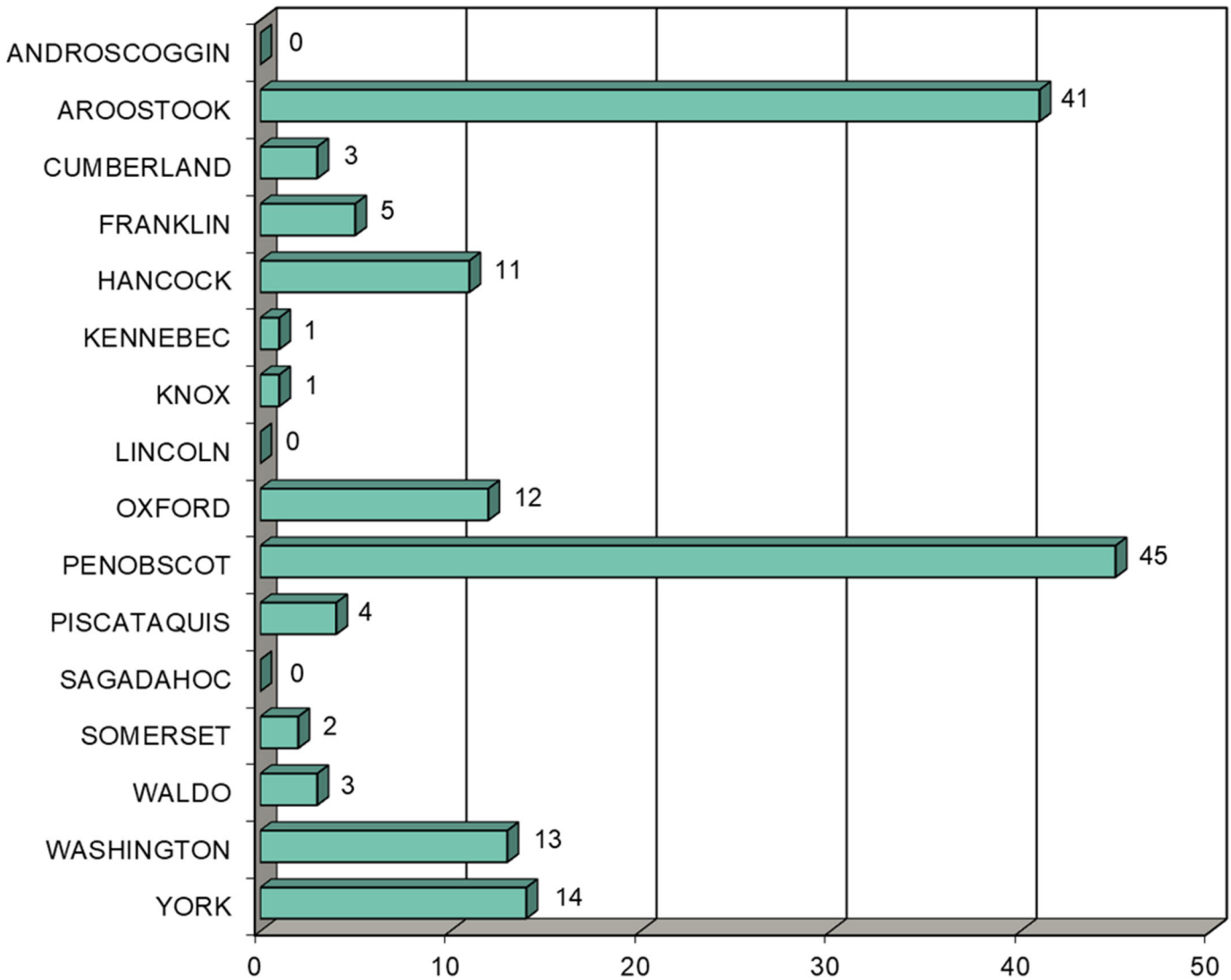


HIND

MAINE HIGHWAY BEAR CRASHES

By County

2017 - 2021

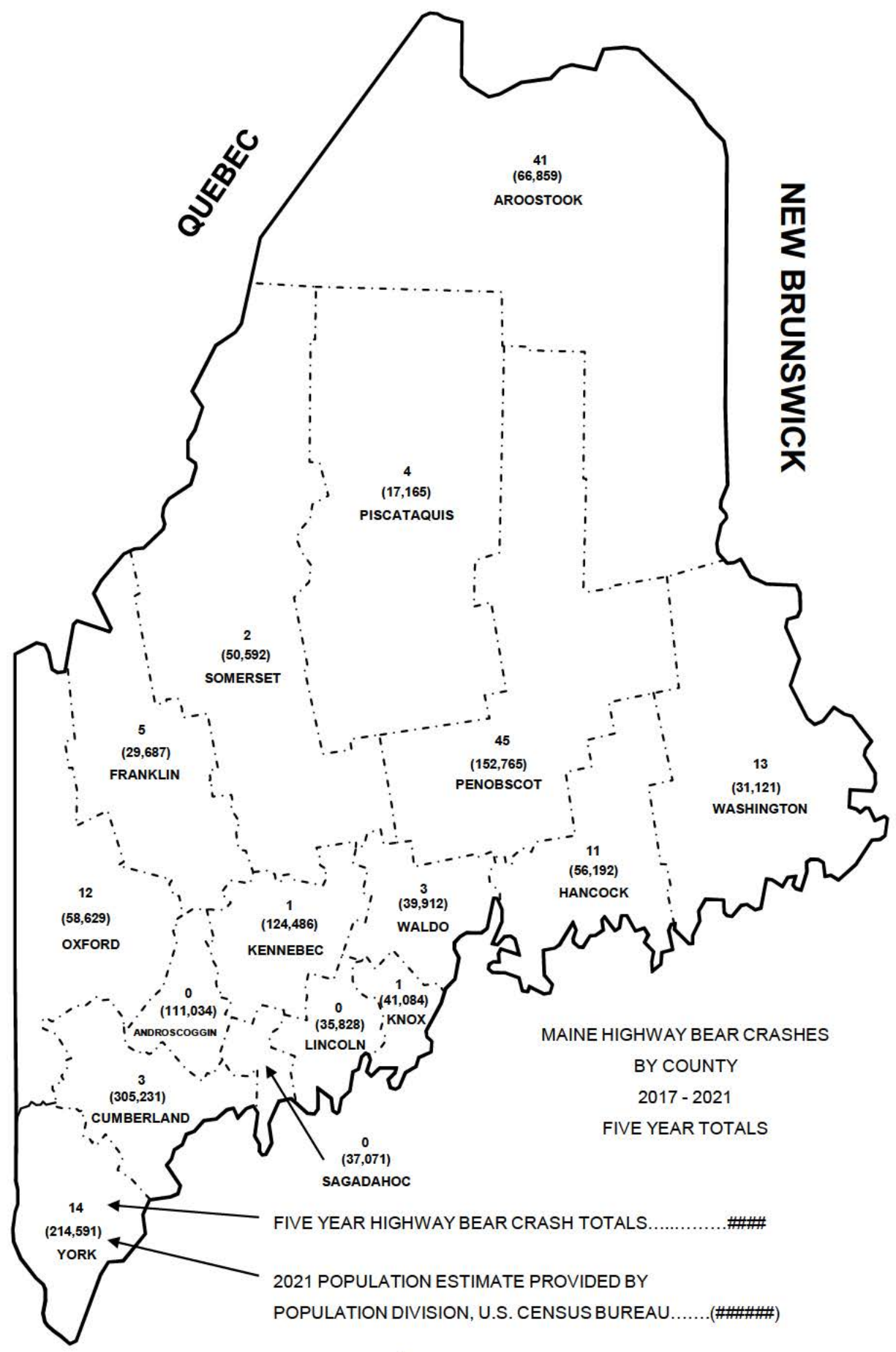





NEW HAMPSHIRE

QUEBEC

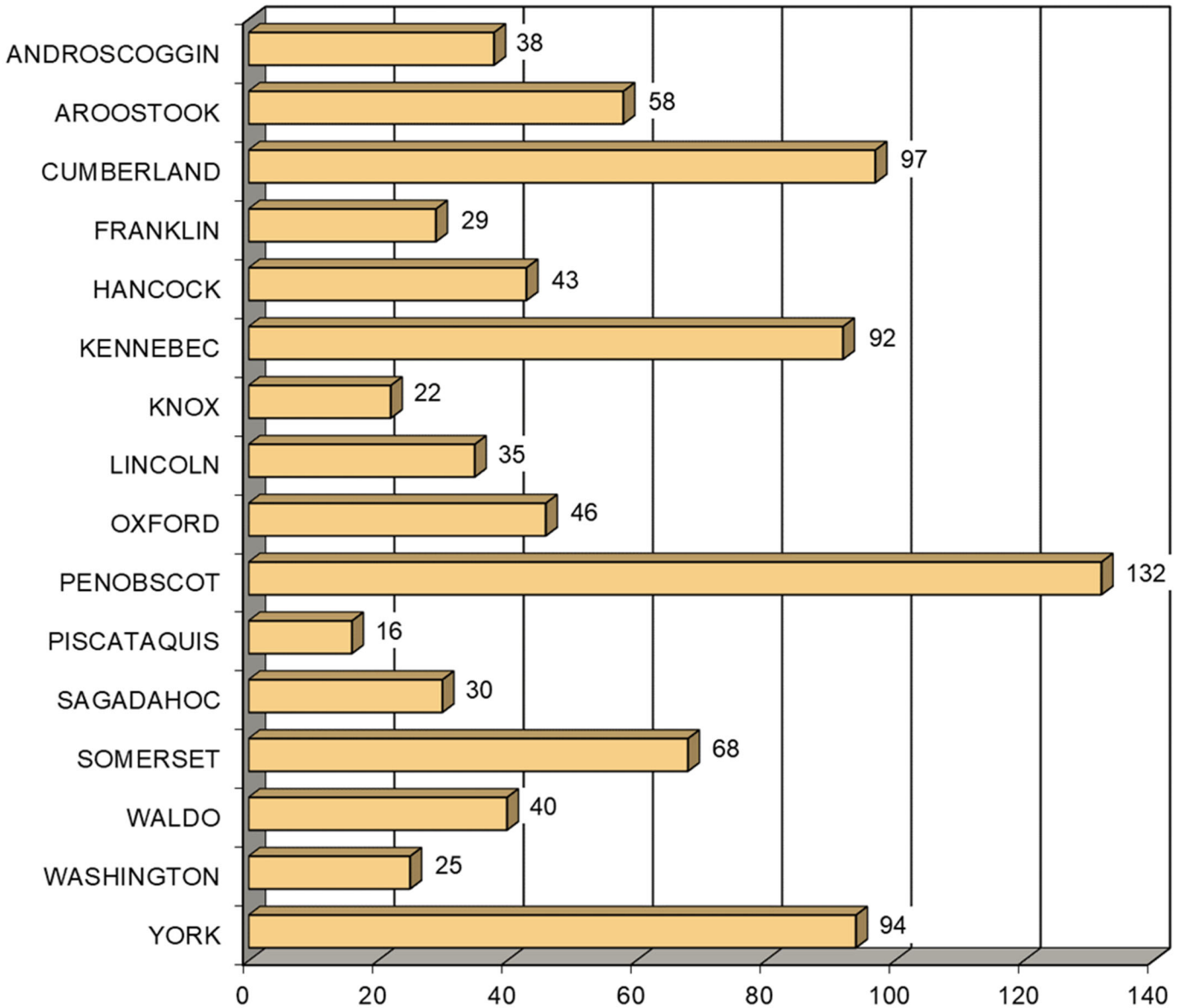
NEW BRUNSWICK



Produced by the Maine Department of Transportation



MAINE HIGHWAY ALL OTHER ANIMAL CRASHES By County 2017 - 2021

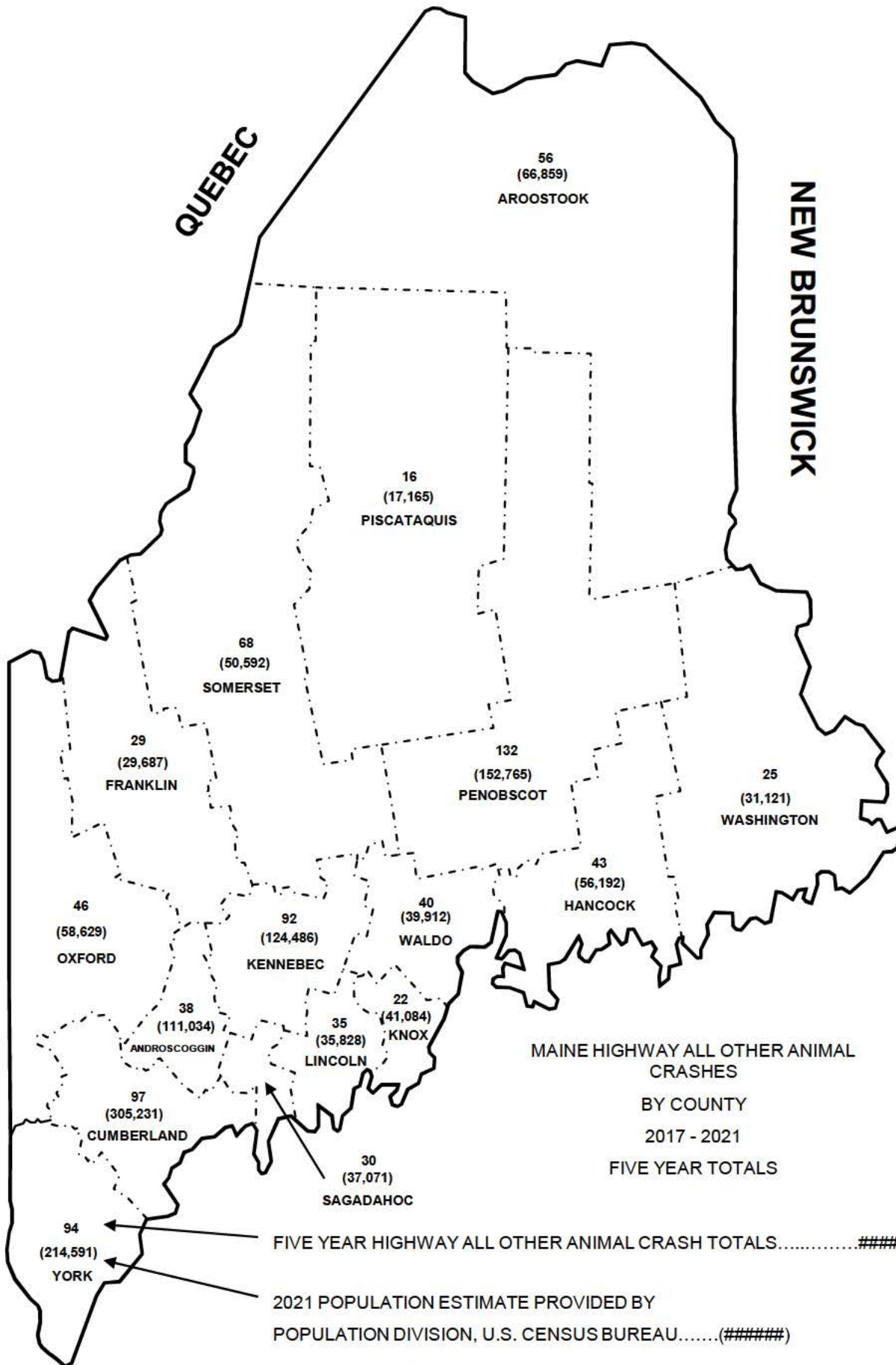




NEW HAMPSHIRE

QUEBEC

NEW BRUNSWICK



MAINE HIGHWAY ALL OTHER ANIMAL
 CRASHES
 BY COUNTY
 2017 - 2021
 FIVE YEAR TOTALS

FIVE YEAR HIGHWAY ALL OTHER ANIMAL CRASH TOTALS.....####

2021 POPULATION ESTIMATE PROVIDED BY
 POPULATION DIVISION, U.S. CENSUS BUREAU.....(#####)

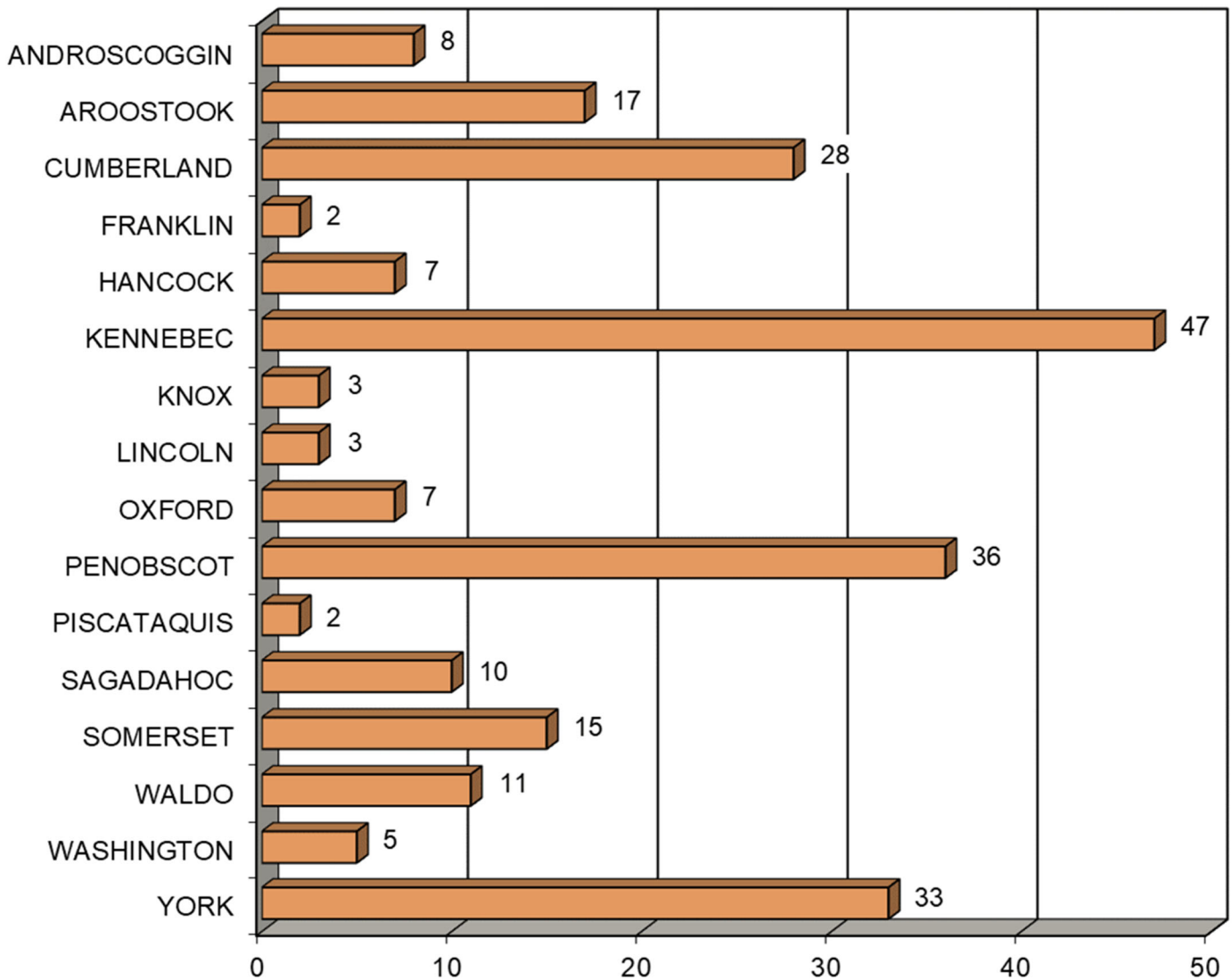




MAINE HIGHWAY TURKEY CRASHES

By County

2017 - 2021

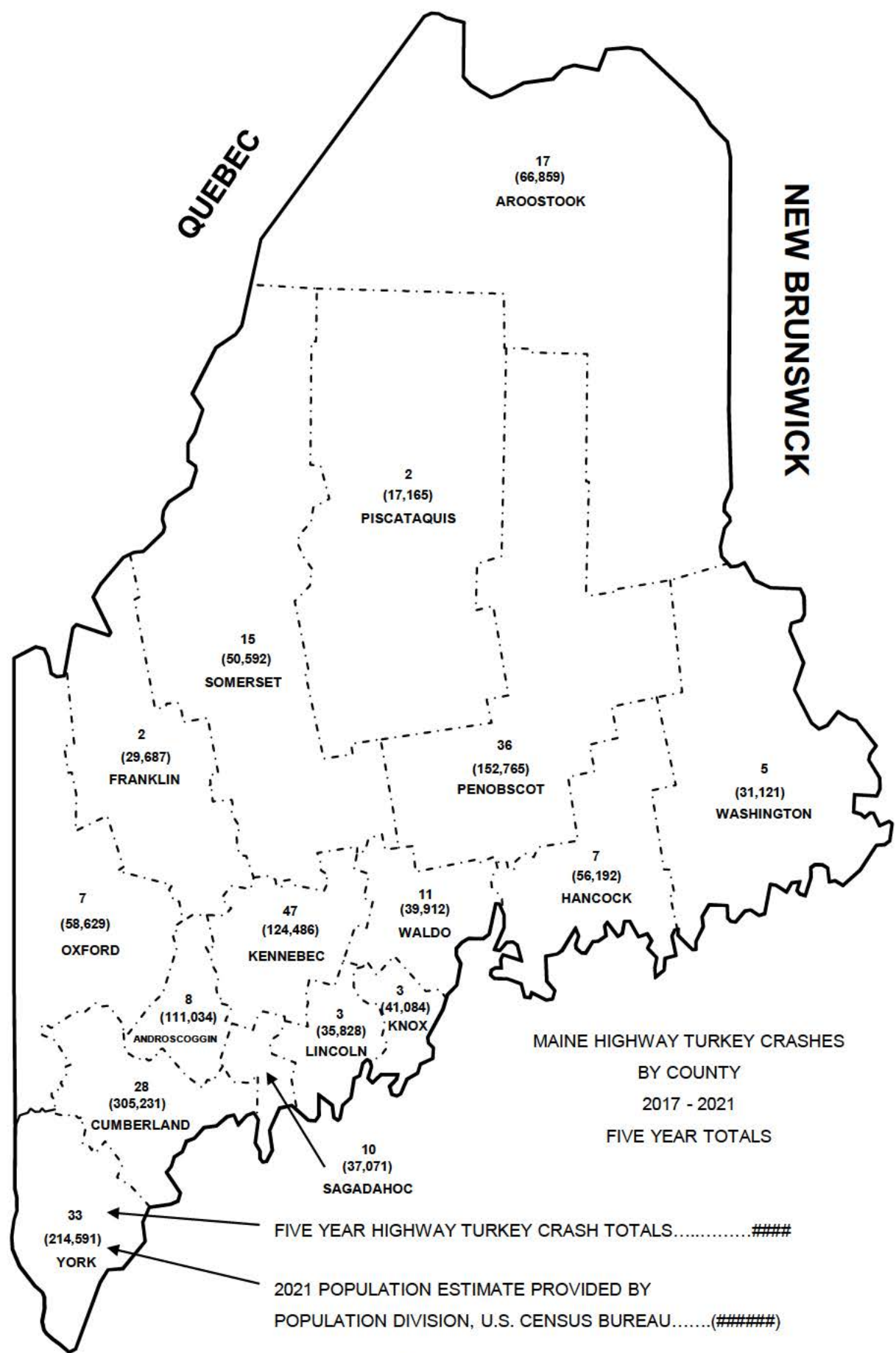




NEW HAMPSHIRE

QUEBEC

NEW BRUNSWICK



MAINE HIGHWAY TURKEY CRASHES
BY COUNTY
2017 - 2021
FIVE YEAR TOTALS

FIVE YEAR HIGHWAY TURKEY CRASH TOTALS.....####

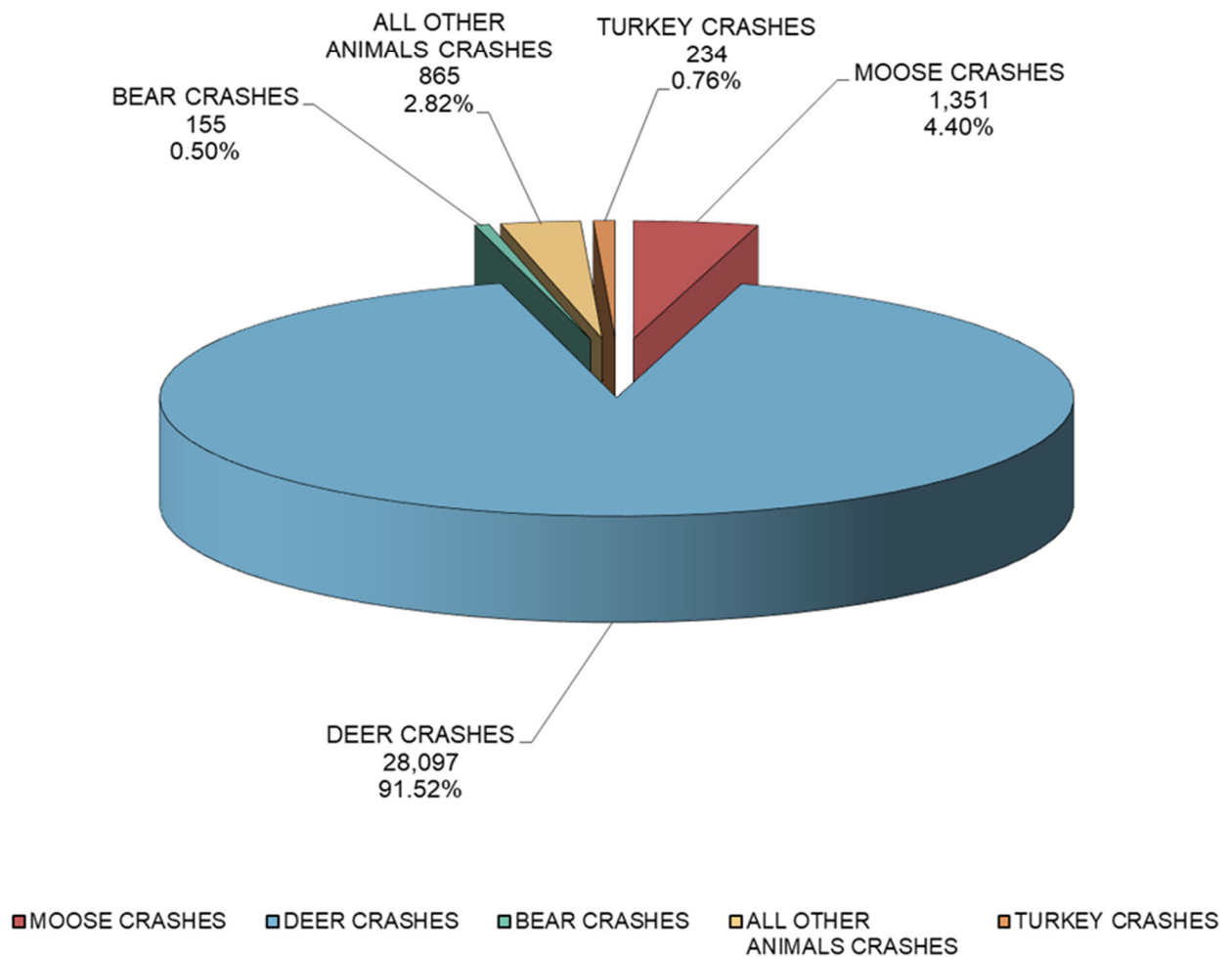
2021 POPULATION ESTIMATE PROVIDED BY
POPULATION DIVISION, U.S. CENSUS BUREAU.....(#####)



Produced by the Maine Department of Transportation

MAINE HIGHWAY ANIMAL CRASHES 2017 - 2021

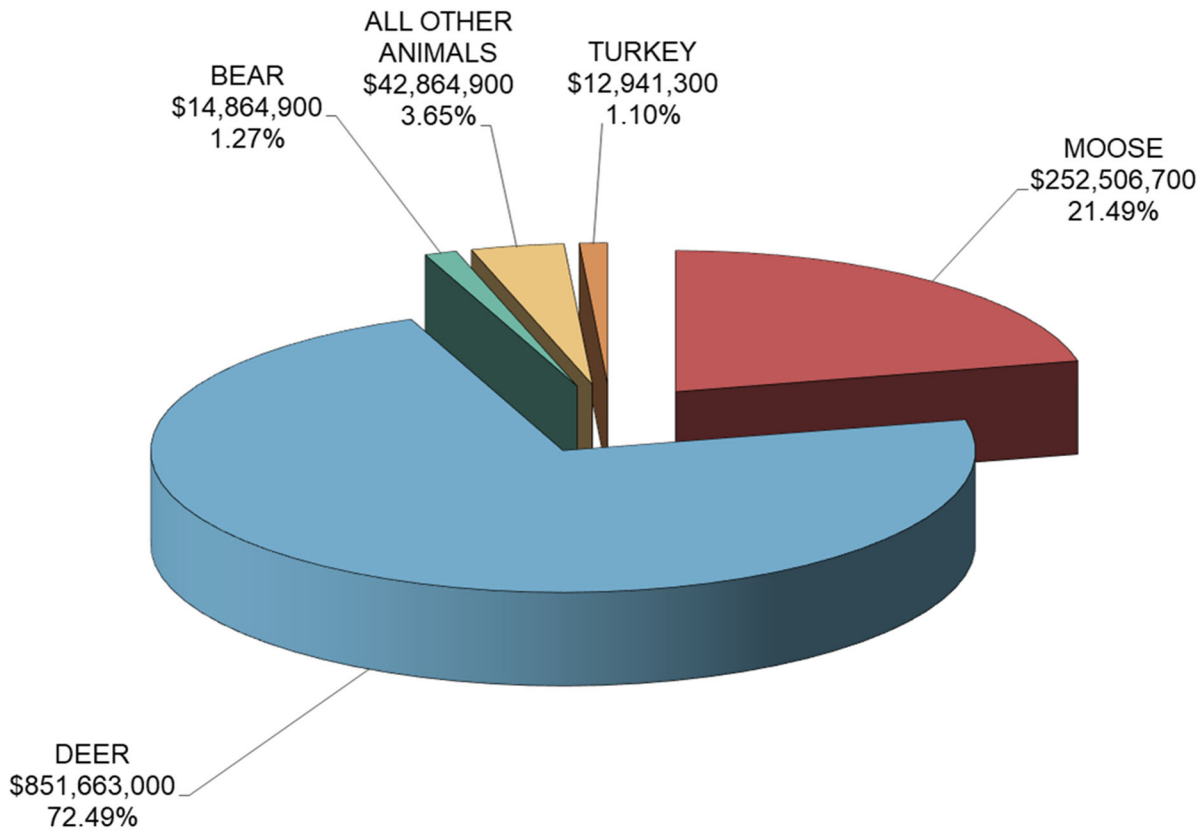
30,702 Total Animal Crashes



MAINE HIGHWAY ANIMAL CRASHES

ESTIMATED ECONOMIC LOSS

2017 - 2021



Average comprehensive costs are based on 2018 Federal Highway Administration estimates.

Death (Per Crash)	\$10,098,000
Suspected serious injury (Per Crash)	\$585,600
Suspected minor injury (Per Crash)	\$177,500
Possible injury (Per Crash)	\$122,300
Property damage only (Per Crash)	\$10,600



MAINE HIGHWAY ANIMAL CRASHES

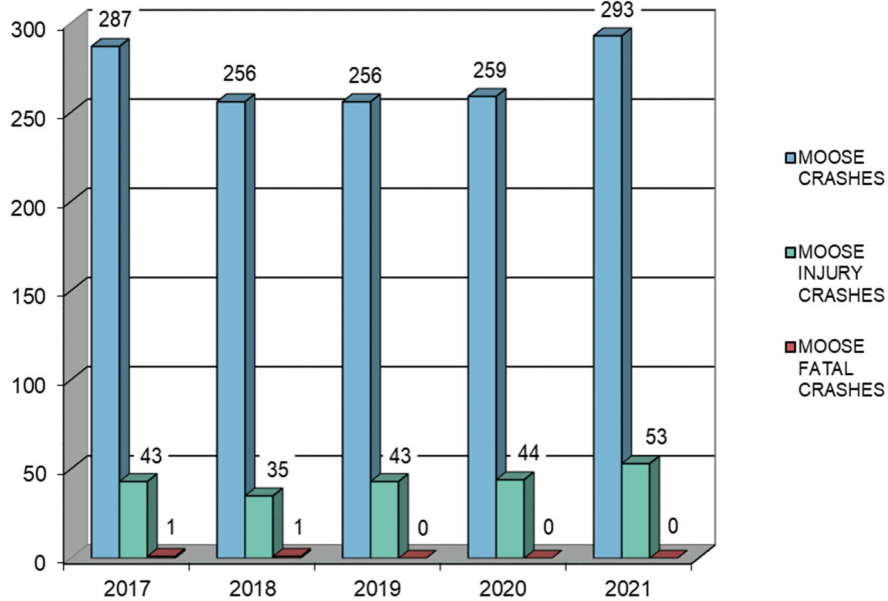
COMPARISON BY TOTAL, INJURY, AND FATAL

2017 - 2021

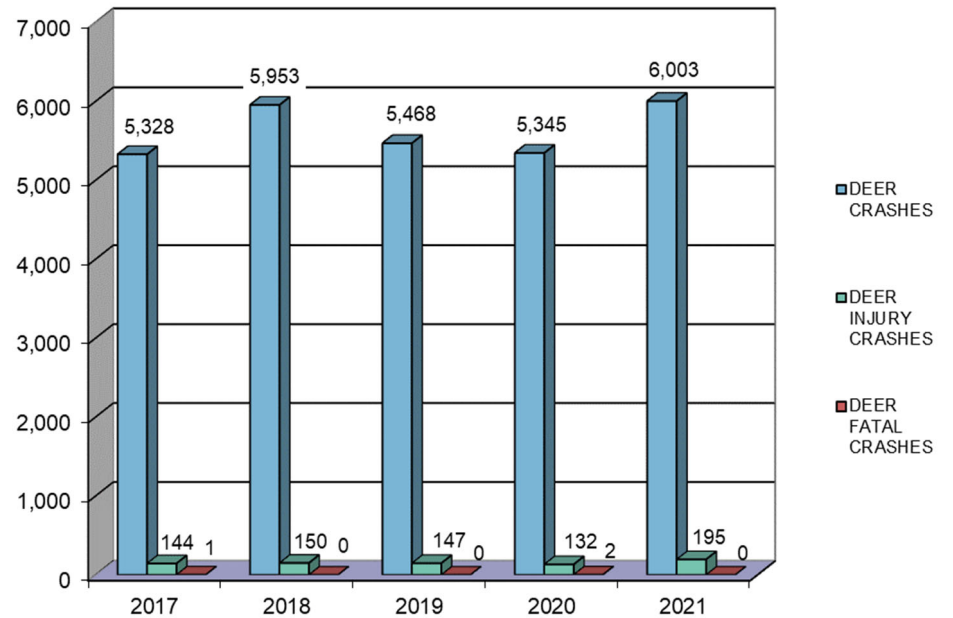
YEAR	MOOSE CRASHES	MOOSE FATAL CRASHES	MOOSE INJURY CRASHES	DEER CRASHES	DEER FATAL CRASHES	DEER INJURY CRASHES	BEAR CRASHES	BEAR FATAL CRASHES	BEAR INJURY CRASHES	ALL OTHER ANIMAL CRASHES	ALL OTHER ANIMAL FATAL CRASHES	ALL OTHER ANIMAL INJURY CRASHES	TURKEY CRASHES	TURKEY FATAL CRASHES	TURKEY INJURY CRASHES	TOTAL ANIMAL CRASHES	TOTAL FATAL ANIMAL CRASHES	TOTAL ANIMAL INJURY CRASHES
2017	287	1	43	5,328	1	144	29	0	1	170	0	8	48	0	8	5,862	2	204
2018	256	1	35	5,953	0	150	28	0	3	182	0	8	49	0	5	6,468	1	201
2019	256	0	43	5,468	0	147	38	0	4	199	0	10	54	0	4	6,015	0	208
2020	259	0	44	5,345	2	132	30	0	1	169	0	4	32	0	5	5,835	2	186
2021	293	0	53	6,003	0	195	30	0	1	145	0	9	51	0	4	6,522	0	262
TOTAL	1,351	2	218	28,097	3	768	155	0	10	865	0	39	234	0	26	30,702	5	1,061



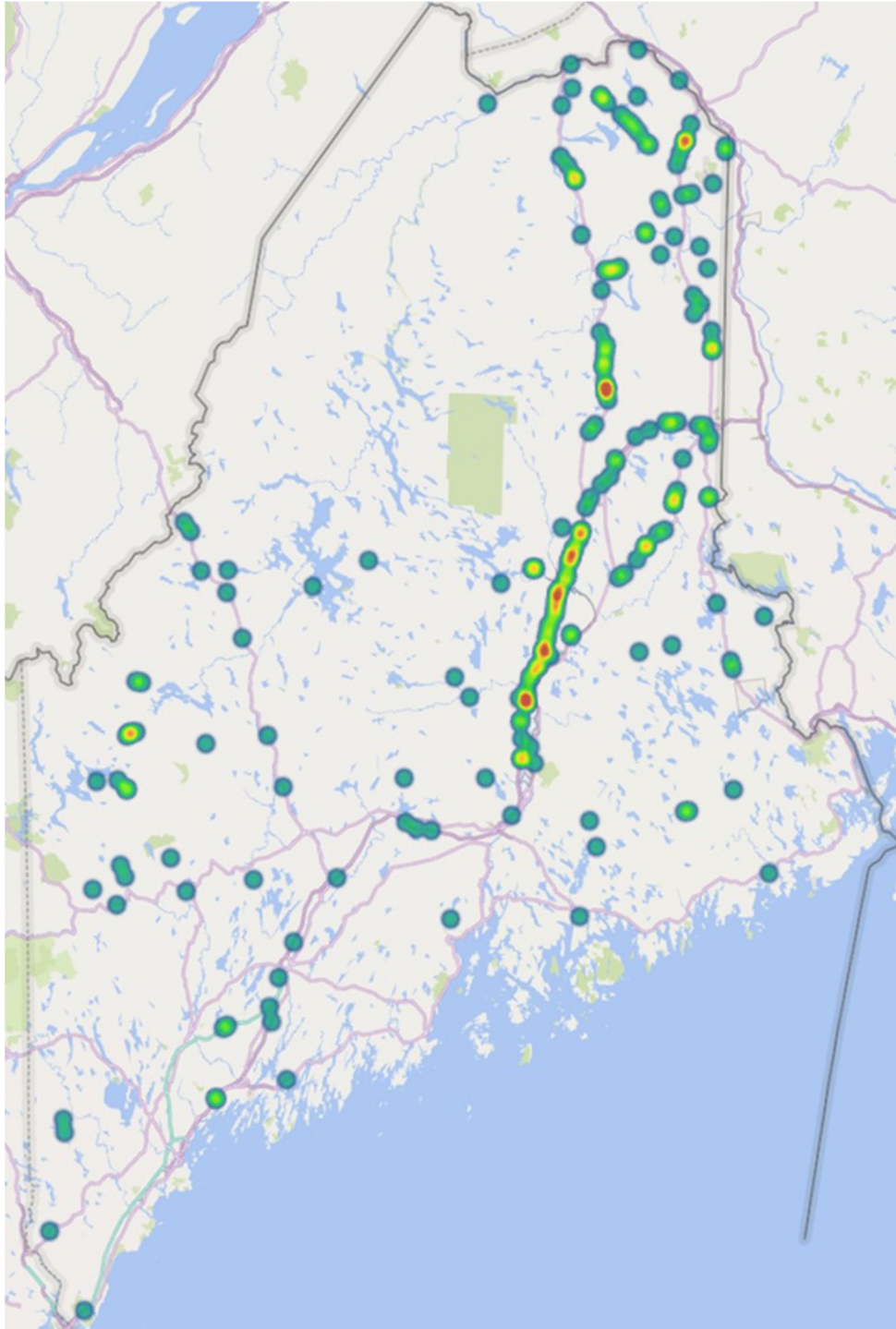
Moose Crashes



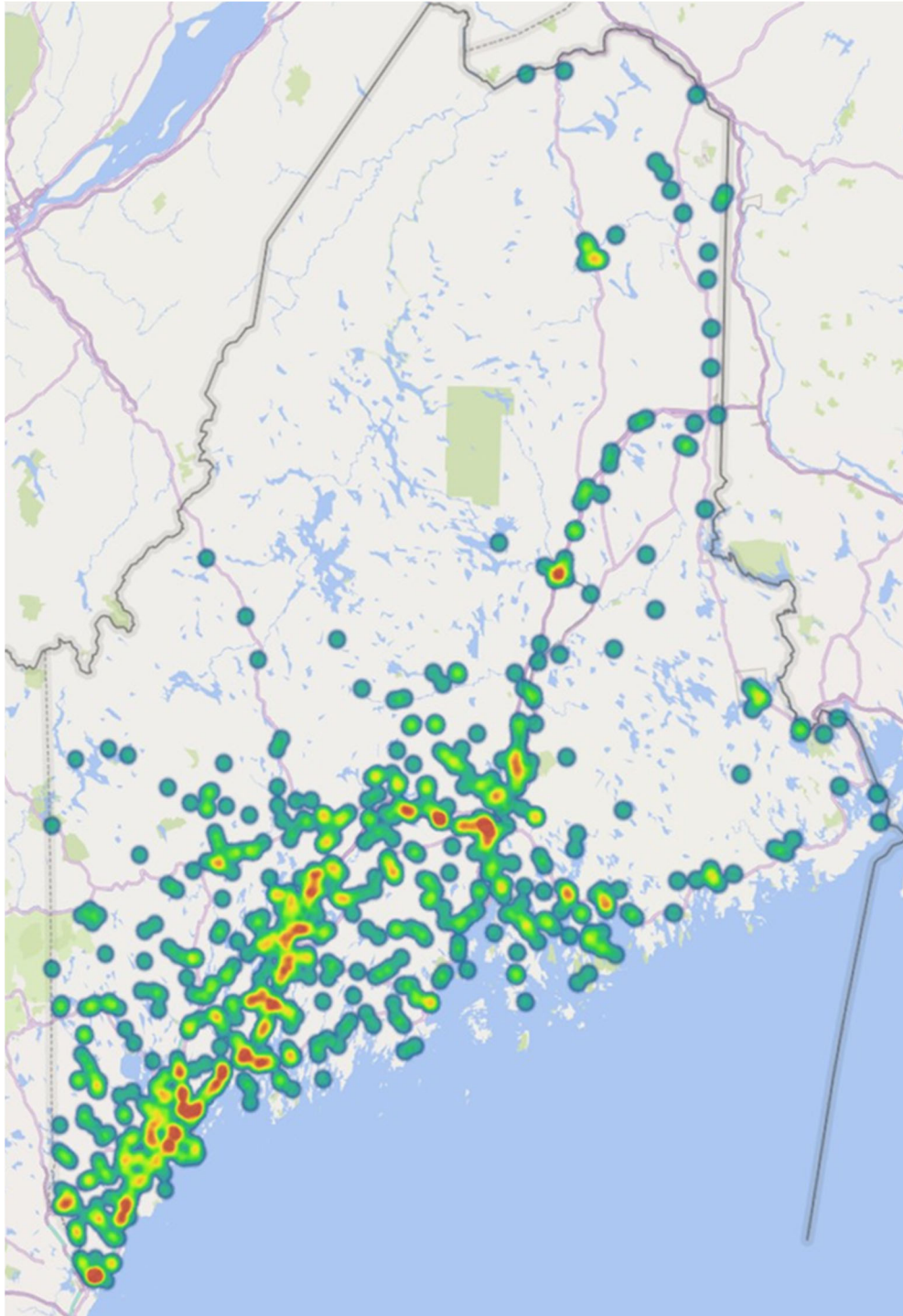
Deer Crashes



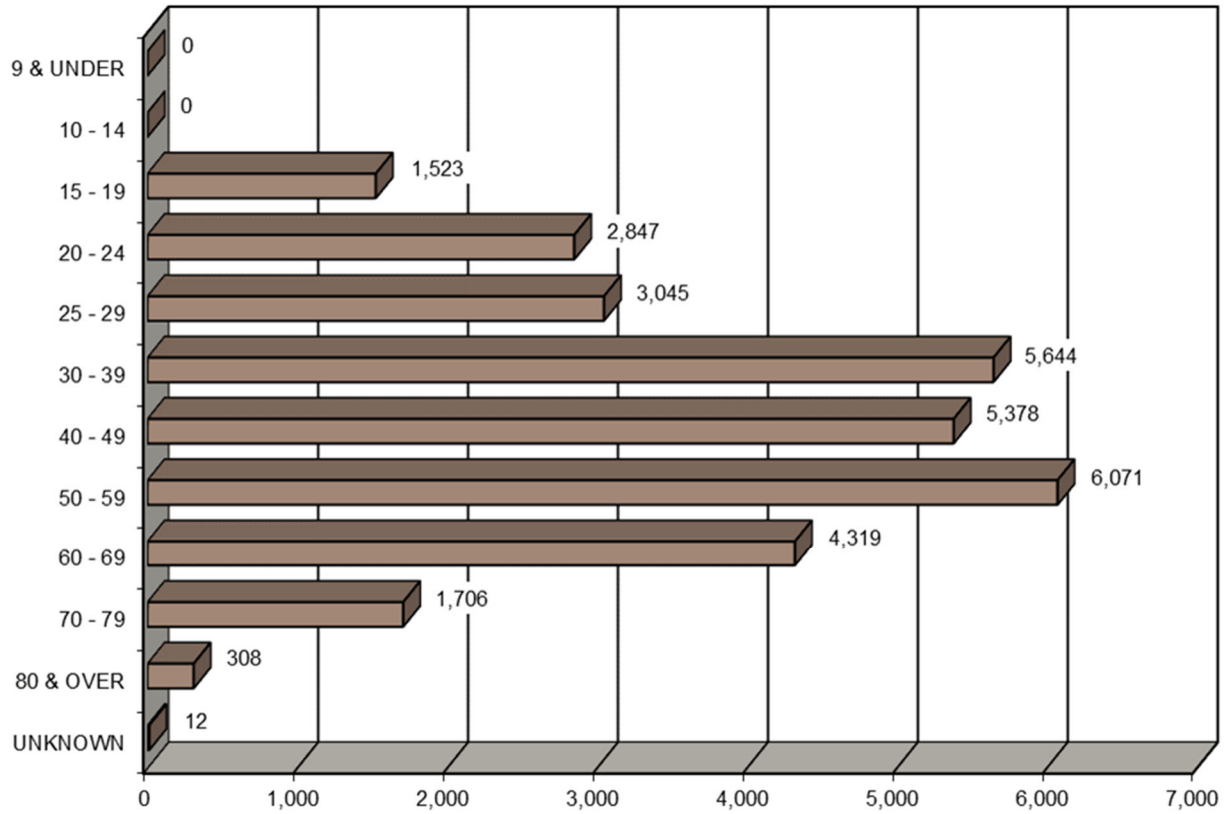
HEAT MAP BY LOCATION FOR MAINE HIGHWAY MOOSE
CRASHES WHERE INJURIES OR FATALITIES OCCURRED
2017 - 2021



HEAT MAP BY LOCATION FOR MAINE HIGHWAY DEER
CRASHES WHERE INJURIES OR FATALITIES OCCURRED
2017 - 2021



DRIVERS INVOLVED IN MAINE HIGHWAY ANIMAL CRASHES BY AGE GROUP 2017 - 2021



AGE OF DRIVER	MOOSE	DEER	BEAR	ALL OTHER ANIMALS	TURKEY	FIVE YEAR TOTAL	PERCENT OF TOTAL
9 & UNDER	0	0	0	0	0	0	0.00%
10 - 14	0	0	0	0	0	0	0.00%
15 - 19	64	1,390	11	51	7	1,523	4.94%
20 - 24	105	2,616	14	96	16	2,847	9.23%
25 - 29	134	2,771	14	99	27	3,045	9.87%
30 - 39	227	5,182	30	161	44	5,644	18.29%
40 - 49	252	4,896	29	147	54	5,378	17.43%
50 - 59	287	5,554	34	153	43	6,071	19.68%
60 - 69	202	3,968	16	105	28	4,319	14.00%
70 - 79	88	1,566	6	39	7	1,706	5.53%
80 & OVER	12	282	3	11	0	308	1.00%
UNKNOWN	2	9	0	0	1	12	0.04%
FIVE YEAR TOTAL	1,373	28,234	157	862	227	30,853	100.00%



VEHICLES INVOLVED IN FATAL MAINE HIGHWAY ANIMAL CRASHES 2017 - 2021

VEHICLE TYPE INVOLVED	MOOSE	DEER	BEAR	ALL OTHER ANIMALS	TURKEY	FIVE YEAR TOTAL
PASSENGER CAR	3	0	0	0	0	3
(SPORT) UTILITY VEHICLE	1	0	0	0	0	1
PASSENGER VAN	0	1	0	0	0	1
CARGO VAN (10k or less)	0	0	0	0	0	0
PICKUP TRUCK	1	0	0	0	0	1
MOTOR HOME	0	0	0	0	0	0
SCHOOL BUS	0	0	0	0	0	0
TRANSIT BUS	0	0	0	0	0	0
MOTOR COACH	0	0	0	0	0	0
OTHER BUS	0	0	0	0	0	0
MOTORCYCLE	0	2	0	0	0	2
MOPED	0	0	0	0	0	0
LOW SPEED VEHICLE	0	0	0	0	0	0
AUTOCYCLE	0	0	0	0	0	0
EXPERIMENTAL	0	0	0	0	0	0
OTHER LIGHT TRUCK (10,000 lbs or less)	0	0	0	0	0	0
MEDIUM /HEAVY TRUCKS (more than 10,000 lbs)	0	1	0	0	0	1
ATV (2,3,4-WHEEL)	0	0	0	0	0	0
SNOWMOBILE	0	0	0	0	0	0
PEDESTRIAN	0	0	0	0	0	0
BICYCLE	0	0	0	0	0	0
OTHER	0	0	0	0	0	0
TOTAL VEHICLES INVOLVED	5	4	0	0	0	9



VEHICLES INVOLVED IN MAINE HIGHWAY ANIMAL CRASHES 2017 - 2021

VEHICLE TYPE INVOLVED	MOOSE	DEER	BEAR	ALL OTHER ANIMALS	TURKEY	FIVE YEAR TOTAL
PASSENGER CAR	449	13751	74	550	93	14,917
(SPORT) UTILITY VEHICLE	242	7755	41	199	66	8,303
PASSENGER VAN	27	707	4	20	2	760
CARGO VAN (10k or less)	12	255	3	4	5	279
PICKUP TRUCK	439	5253	28	72	59	5,851
MOTOR HOME	0	6	0	0	0	6
SCHOOL BUS	2	7	0	0	1	10
TRANSIT BUS	1	4	0	1	0	6
MOTOR COACH	0	2	0	0	0	2
OTHER BUS	1	4	0	1	0	6
MOTORCYCLE	11	140	2	18	5	176
MOPED	0	1	0	0	0	1
LOW SPEED VEHICLE	0	0	0	0	0	0
AUTOCYCLE	0	1	0	0	0	1
EXPERIMENTAL	0	0	0	0	0	0
OTHER LIGHT TRUCK (10,000 lbs or less)	5	31	1	0	0	37
MEDIUM /HEAVY TRUCKS (more than 10,000 lbs)	176	306	4	6	6	498
ATV (2,3,4-WHEEL)	1	1	0	0	0	2
SNOWMOBILE	0	0	0	0	0	0
PEDESTRIAN	0	0	0	0	0	0
BICYCLE	0	1	0	0	0	1
OTHER	4	41	0	5	0	50
TOTAL VEHICLES INVOLVED	1,370	28,266	157	876	237	30,906



MAINE HIGHWAY ANIMAL CRASHES

BY MONTH

2017 - 2021

MOOSE

MONTH	2017	2018	2019	2020	2021	TOTAL
JANUARY	3	2	8	6	10	29
FEBRUARY	0	2	3	7	2	14
MARCH	2	0	0	4	4	10
APRIL	10	10	10	5	10	45
MAY	41	37	32	25	53	188
JUNE	73	67	78	66	58	342
JULY	41	28	32	40	34	175
AUGUST	24	28	16	20	28	116
SEPTEMBER	30	23	20	34	31	138
OCTOBER	32	27	33	28	30	150
NOVEMBER	16	22	15	12	23	88
DECEMBER	15	10	9	12	10	56
TOTAL	287	256	256	259	293	1,351

DEER

MONTH	2017	2018	2019	2020	2021	TOTAL
JANUARY	645	540	513	582	445	2,725
FEBRUARY	391	426	324	376	292	1,809
MARCH	369	361	467	391	433	2,021
APRIL	419	494	441	235	294	1,883
MAY	324	378	310	321	376	1,709
JUNE	483	431	443	446	594	2,397
JULY	290	291	360	288	339	1,568
AUGUST	222	164	237	196	224	1,043
SEPTEMBER	212	344	233	290	359	1,438
OCTOBER	499	628	544	639	607	2,917
NOVEMBER	953	957	917	990	1,321	5,138
DECEMBER	521	939	679	591	719	3,449
TOTAL	5,328	5,953	5,468	5,345	6,003	28,097

BEAR

MONTH	2017	2018	2019	2020	2021	TOTAL
JANUARY	0	0	0	0	0	0
FEBRUARY	0	0	0	0	0	0
MARCH	0	0	0	0	0	0
APRIL	2	2	1	1	1	7
MAY	2	6	2	2	4	16
JUNE	4	3	10	9	5	31
JULY	9	5	9	6	5	34
AUGUST	3	1	7	4	5	20
SEPTEMBER	4	3	3	2	4	16
OCTOBER	2	6	5	6	5	24
NOVEMBER	2	2	1	0	1	6
DECEMBER	1	0	0	0	0	1
TOTAL	29	28	38	30	30	155

ALL OTHER ANIMALS

MONTH	2017	2018	2019	2020	2021	TOTAL
JANUARY	9	17	21	23	11	81
FEBRUARY	17	12	15	14	8	66
MARCH	13	8	12	12	9	54
APRIL	11	13	14	6	9	53
MAY	10	15	11	11	11	58
JUNE	14	10	22	6	7	59
JULY	13	12	14	9	11	59
AUGUST	11	11	15	15	10	62
SEPTEMBER	17	11	9	10	15	62
OCTOBER	20	30	22	22	24	118
NOVEMBER	22	23	17	24	18	104
DECEMBER	13	20	27	17	12	89
TOTAL	170	182	199	169	145	865

TURKEY

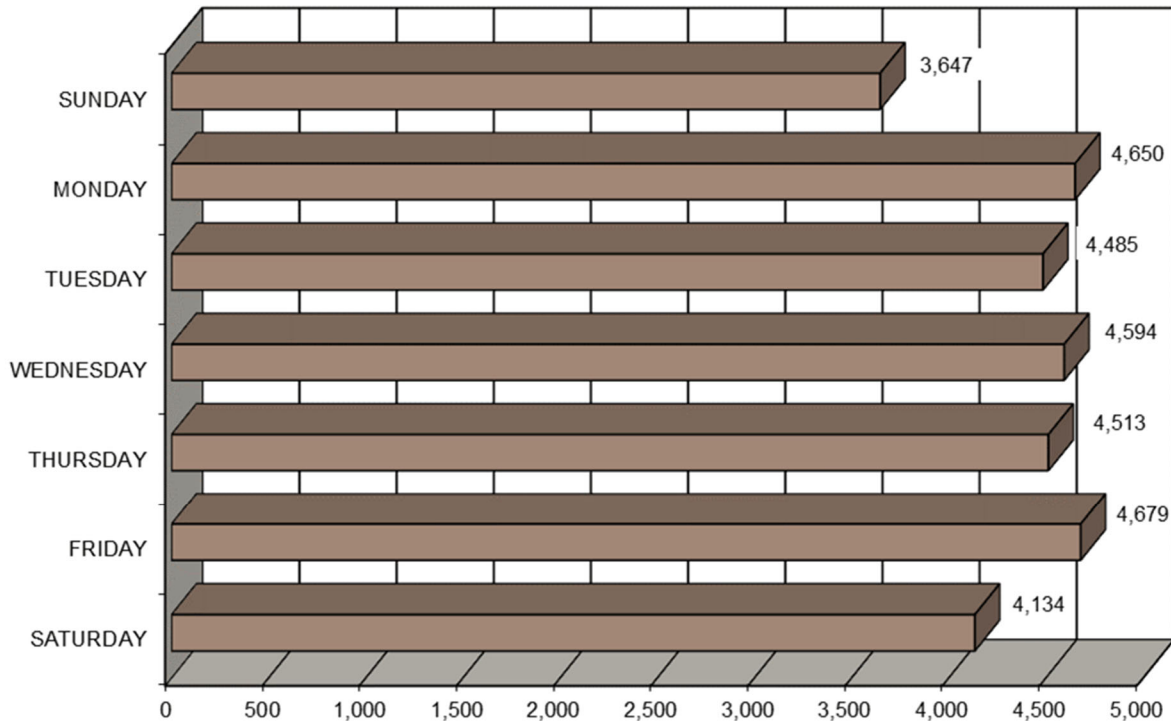
MONTH	2017	2018	2019	2020	2021	TOTAL
JANUARY	2	0	1	0	4	7
FEBRUARY	1	0	0	1	0	2
MARCH	1	5	4	5	5	20
APRIL	31	18	26	11	17	103
MAY	7	5	12	3	8	35
JUNE	2	1	3	4	5	15
JULY	0	2	2	2	1	7
AUGUST	0	1	3	1	4	9
SEPTEMBER	0	3	0	1	2	6
OCTOBER	2	7	2	1	4	16
NOVEMBER	0	3	0	2	0	5
DECEMBER	2	4	1	1	1	9
TOTAL	48	49	54	32	51	234



MAINE HIGHWAY ANIMAL CRASHES

BY DAY OF THE WEEK

2017 - 2021



DAY OF THE WEEK	MOOSE	DEER	BEAR	ALL OTHER ANIMALS	TURKEY	FIVE YEAR TOTAL	PERCENT OF TOTAL
SUNDAY	150	3,359	17	91	30	3,647	11.88%
MONDAY	210	4,251	29	127	33	4,650	15.15%
TUESDAY	177	4,108	26	138	36	4,485	14.61%
WEDNESDAY	228	4,193	23	114	36	4,594	14.96%
THURSDAY	213	4,119	16	123	42	4,513	14.70%
FRIDAY	203	4,312	18	124	22	4,679	15.24%
SATURDAY	170	3,755	26	148	35	4,134	13.46%
FIVE YEAR TOTAL	1,351	28,097	155	865	234	30,702	100.00%



MAINE HIGHWAY ANIMAL CRASHES

BY TIME OF DAY

2017 - 2021

DEER

TIME	2017	2018	2019	2020	2021	TOTAL
12:00 A	144	191	156	131	163	785
1:00	134	111	101	93	102	541
2:00	93	106	84	104	105	492
3:00	118	130	114	124	150	636
4:00	210	237	204	257	258	1,166
5:00	306	363	341	359	427	1,796
6:00	394	443	394	485	489	2,205
7:00	256	271	259	274	292	1,352
8:00	155	136	169	170	166	796
9:00	119	106	106	126	115	572
10:00	109	87	111	75	93	475
11:00	79	81	88	78	102	428
12:00 P	83	72	89	72	79	395
1:00	51	70	71	55	75	322
2:00	55	62	66	55	81	319
3:00	69	71	81	73	74	368
4:00	268	318	304	284	299	1,473
5:00	490	627	550	538	545	2,750
6:00	448	521	453	501	555	2,478
7:00	415	480	406	415	446	2,162
8:00	473	529	475	380	516	2,373
9:00	380	418	386	300	389	1,873
10:00	266	300	234	212	261	1,273
11:00	213	223	226	184	221	1,067
TOTAL	5,328	5,953	5,468	5,345	6,003	28,097

MOOSE

TIME	2017	2018	2019	2020	2021	TOTAL
12:00 A	15	9	11	4	10	49
1:00	12	4	7	6	8	37
2:00	11	7	5	10	12	45
3:00	9	8	4	15	9	45
4:00	19	9	12	11	24	75
5:00	18	8	13	16	22	77
6:00	6	8	5	12	10	41
7:00	9	3	10	3	5	30
8:00	3	1	3	4	8	19
9:00	4	4	1	2	3	14
10:00	2	3	1	1	2	9
11:00	1	3	3	2	5	14
12:00 P	2	2	1	1	3	9
1:00	1	2	0	1	2	6
2:00	2	2	2	1	5	12
3:00	3	4	2	3	2	14
4:00	8	5	9	6	7	35
5:00	8	7	7	8	8	38
6:00	6	8	20	15	16	65
7:00	19	20	13	21	12	85
8:00	38	36	37	27	31	169
9:00	54	51	52	39	58	254
10:00	23	32	26	31	19	131
11:00	14	20	12	20	12	78
TOTAL	287	256	256	259	293	1,351

TURKEY

TIME	2017	2018	2019	2020	2021	TOTAL
12:00 A	0	0	0	0	0	0
1:00	1	0	0	0	0	1
2:00	0	0	0	0	0	0
3:00	0	0	1	0	0	1
4:00	0	0	0	0	0	0
5:00	1	0	0	2	1	4
6:00	6	2	5	2	2	17
7:00	5	10	2	5	4	26
8:00	6	9	5	4	5	29
9:00	4	3	1	0	2	10
10:00	2	0	2	1	5	10
11:00	4	5	3	2	6	20
12:00 P	1	2	6	3	1	13
1:00	1	3	3	1	4	12
2:00	5	2	5	1	3	16
3:00	3	3	5	4	1	16
4:00	1	2	3	1	4	11
5:00	2	4	5	3	5	19
6:00	2	3	4	2	5	16
7:00	3	0	2	0	3	8
8:00	1	0	2	1	0	4
9:00	0	0	0	0	0	0
10:00	0	0	0	0	0	0
11:00	0	1	0	0	0	1
TOTAL	48	49	54	32	51	234

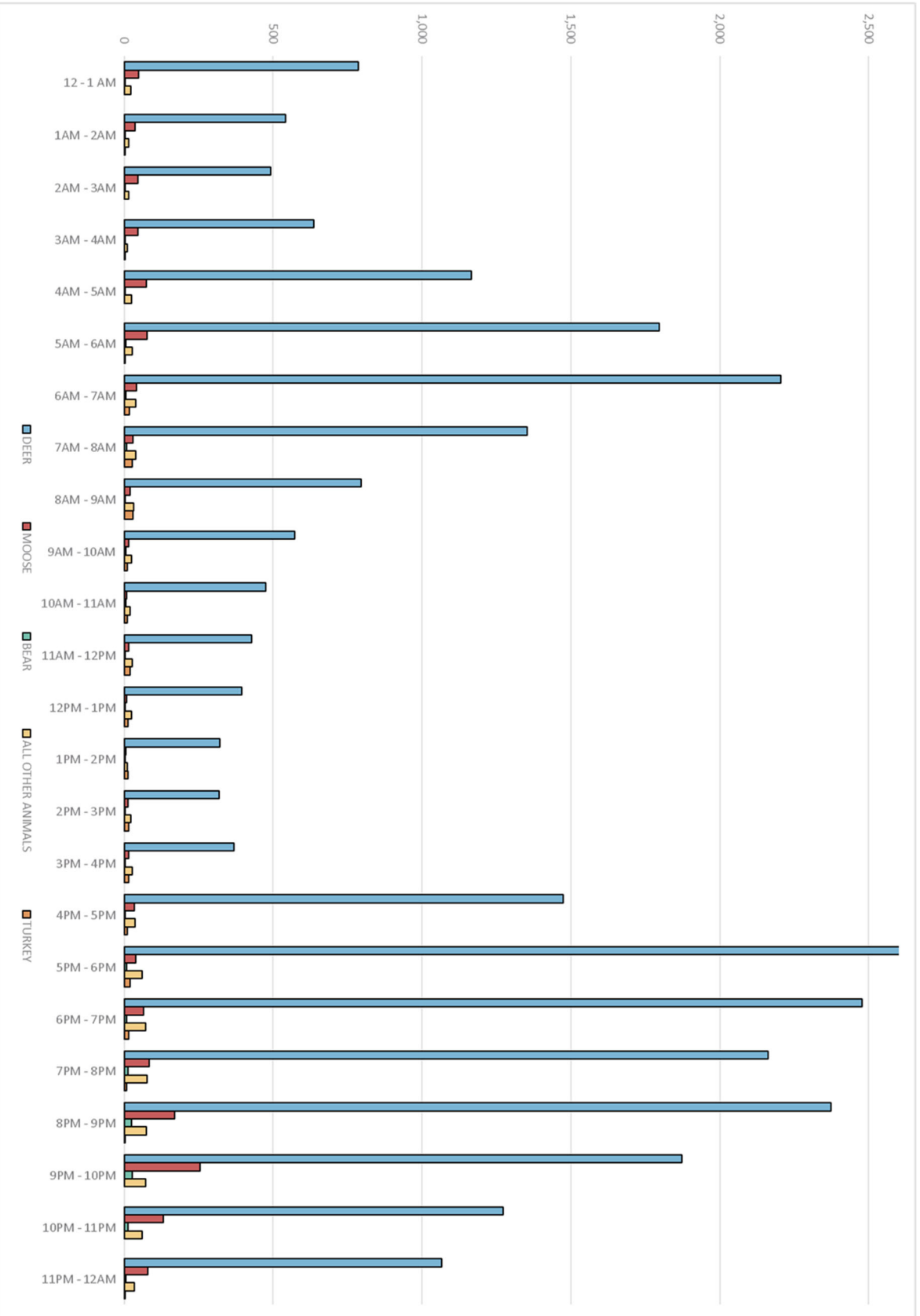
BEAR

TIME	2017	2018	2019	2020	2021	TOTAL
12:00 A	0	2	0	0	1	3
1:00	0	0	0	0	1	1
2:00	0	1	0	0	0	1
3:00	0	0	1	0	1	2
4:00	0	0	0	1	0	1
5:00	2	2	0	1	1	6
6:00	0	1	4	0	0	5
7:00	1	2	1	1	2	7
8:00	0	0	2	0	0	2
9:00	0	1	2	1	2	6
10:00	3	0	0	2	0	5
11:00	0	0	1	1	1	3
12:00 P	1	0	0	1	1	3
1:00	2	0	1	0	0	3
2:00	0	1	2	0	0	3
3:00	0	1	0	1	1	3
4:00	0	0	0	1	1	2
5:00	0	1	4	0	3	8
6:00	4	1	1	1	1	8
7:00	5	1	3	2	2	13
8:00	3	5	7	4	6	25
9:00	5	7	6	5	4	27
10:00	2	1	2	6	1	12
11:00	1	1	1	2	1	6
TOTAL	29	28	38	30	30	155

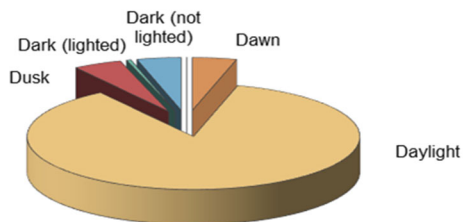
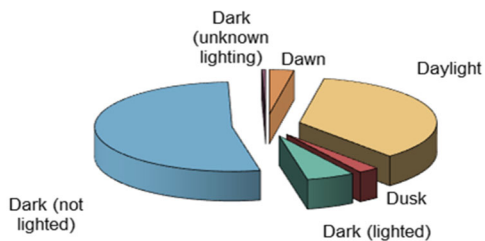
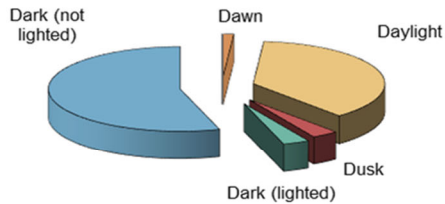
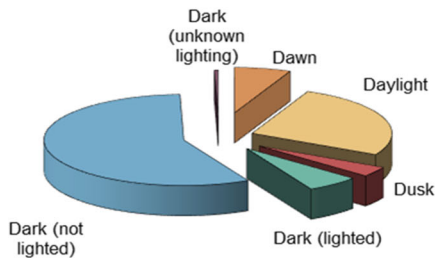
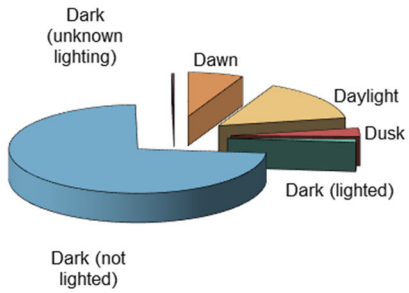
ALL OTHER ANIMALS

TIME	2017	2018	2019	2020	2021	TOTAL
12:00 A	4	8	5	4	0	21
1:00	5	4	2	2	1	14
2:00	2	4	4	4	2	16
3:00	2	0	2	5	2	11
4:00	5	4	6	6	3	24
5:00	4	6	4	4	9	27
6:00	8	12	8	7	3	38
7:00	6	9	9	7	8	39
8:00	6	6	8	5	7	32
9:00	4	4	9	1	6	24
10:00	5	1	4	5	4	19
11:00	7	4	9	1	6	27
12:00 P	7	2	4	5	7	25
1:00	2	3	2	1	3	11
2:00	6	4	7	3	3	23
3:00	4	6	6	8	4	28
4:00	7	6	11	8	5	37
5:00	11	20	11	6	11	59
6:00	12	13	17	19	12	73
7:00	9	16	22	16	13	76
8:00	14	17	7	17	20	75
9:00	19	14	20	13	7	73
10:00	13	9	13	15	9	59
11:00	8	10	9	7	0	34
TOTAL	170	182	199	169	145	865

MAINE HIGHWAY ANIMAL CRASHES BY TIME OF DAY 2017 - 2021



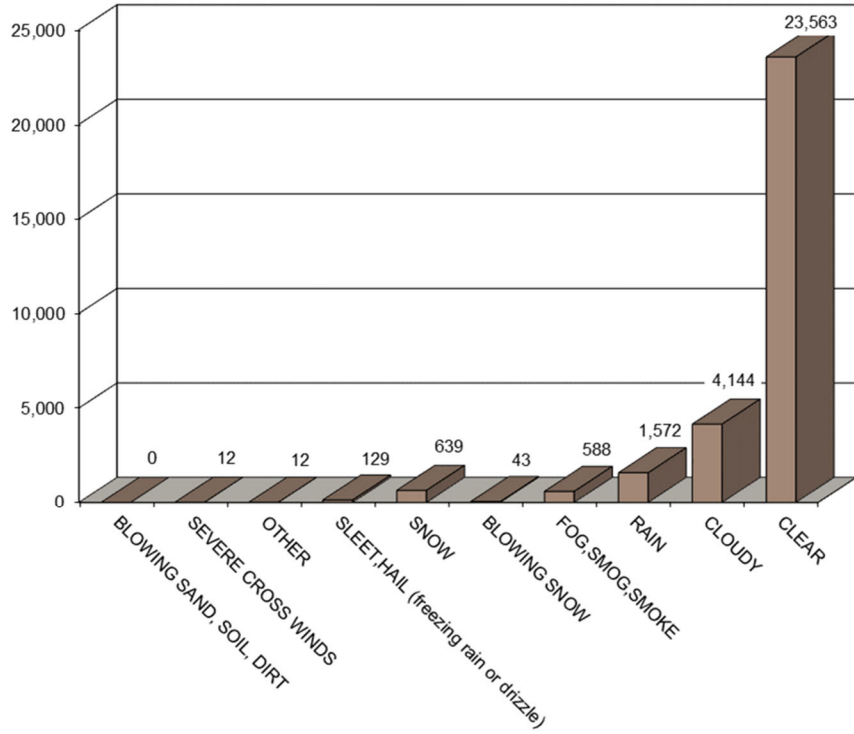
MAINE HIGHWAY ANIMAL CRASHES BY LIGHT CONDITION 2017 - 2021



MOOSE	2017	2018	2019	2020	2021	TOTAL
Dawn	24	11	10	22	27	94
Daylight	41	36	41	36	51	205
Dusk	5	7	10	9	11	42
Dark (lighted)	1	1	5	2	7	16
Dark (not lighted)	216	200	190	187	194	987
Dark (unknown lighting)	0	1	0	2	1	4
Unknown	0	0	0	1	2	3
TOTALS	287	256	256	259	293	1,351
DEER	2017	2018	2019	2020	2021	TOTAL
Dawn	332	373	356	365	406	1,832
Daylight	1,392	1,415	1,524	1,458	1,584	7,373
Dusk	163	222	184	200	235	1,004
Dark (lighted)	324	368	368	313	332	1,705
Dark (not lighted)	3,088	3,546	3,019	2,978	3,416	16,047
Dark (unknown lighting)	28	26	14	29	28	125
Unknown	1	3	3	2	2	11
TOTALS	5,328	5,953	5,468	5,345	6,003	28,097
BEAR	2017	2018	2019	2020	2021	TOTAL
Dawn	0	2	0	0	0	2
Daylight	11	7	17	11	12	58
Dusk	3	0	1	1	0	5
Dark (lighted)	0	2	0	2	1	5
Dark (not lighted)	15	17	20	16	17	85
Dark (unknown lighting)	0	0	0	0	0	0
Unknown	0	0	0	0	0	0
TOTALS	29	28	38	30	30	155
ALL OTHER ANIMALS	2017	2018	2019	2020	2021	TOTAL
Dawn	6	7	7	3	2	25
Daylight	67	61	74	47	60	309
Dusk	3	3	7	3	5	21
Dark (lighted)	6	12	14	13	4	49
Dark (not lighted)	88	99	95	101	74	457
Dark (unknown lighting)	0	0	2	2	0	4
Unknown	0	0	0	0	0	0
TOTALS	170	182	199	169	145	865
TURKEY	2017	2018	2019	2020	2021	TOTAL
Dawn	3	1	1	4	1	10
Daylight	39	44	46	28	44	201
Dusk	3	2	3	0	3	11
Dark (lighted)	0	1	0	0	0	1
Dark (not lighted)	3	1	4	0	2	10
Dark (unknown lighting)	0	0	0	0	0	0
Unknown	0	0	0	0	1	1
TOTALS	48	49	54	32	51	234



MAINE HIGHWAY ANIMAL CRASHES BY WEATHER CONDITIONS 2017 - 2021



WEATHER CONDITIONS	MOOSE	DEER	BEAR	ALL OTHER ANIMALS	TURKEY	FIVE YEAR TOTAL
BLOWING SAND, SOIL, DIRT	0	0	0	0	0	0
SEVERE CROSS WINDS	0	12	0	0	0	12
OTHER	2	9	0	1	0	12
SLEET, HAIL (freezing rain or drizzle)	3	122	0	4	0	129
SNOW	29	593	0	14	3	639
BLOWING SNOW	3	39	0	1	0	43
FOG, SMOG, SMOKE	32	531	3	19	3	588
RAIN	70	1,427	6	51	18	1,572
CLOUDY	179	3,793	18	106	48	4,144
CLEAR	1,033	21,571	128	669	162	23,563
TOTAL	1,351	28,097	155	865	234	30,702

