

MAINE STATE LEGISLATURE

The following document is provided by the
LAW AND LEGISLATIVE DIGITAL LIBRARY
at the Maine State Law and Legislative Reference Library
<http://legislature.maine.gov/lawlib>



Reproduced from electronic originals
(may include minor formatting differences from printed original)

COLLISIONS BETWEEN WILDLIFE SPECIES AND MOTOR VEHICLES IN MAINE 2012 - 2016



Prepared by:

**Maine Department of Transportation
Bureau of Maintenance and Operations
Traffic Engineering Division
Crash Records Section
16 State House Station
Augusta, Maine 04333-0016**

STATE OF MAINE HIGHWAY ANIMAL CRASHES 2012 - 2016

I.	PREFACE	i
-----------	----------------------	----------

II.	ANIMAL CRASH TABLES AND CHARTS 2012-2016	
------------	---	--

Crashes Summarized by:

Animal Type	1
County	2
Severity	3

Moose Crashes Summarized by:

County	4-5
---------------------	------------

Deer Crashes Summarized by:

County	6-7
---------------------	------------

Bear Crashes Summarized by:

County	8-9
---------------------	------------

All Other Animal Crashes Summarized by:

County	10-11
---------------------	--------------

Turkey Crashes Summarized by:

County	12-13
---------------------	--------------

Crashes Summarized by:

Totals & Percentages of Each Animal Type	14
Estimated Economic Loss	15
Animal Type Injury/Fatal Comparison	16
Age Group of Driver	17
Vehicle Type	18-19
Month	20
Day of Week	21
Time of Day	22-23
Light Conditions	24
Weather Conditions	25

STATE OF MAINE

STATEWIDE ANIMAL CRASHES

2012 - 2016

Preface

This publication is a statistical review of reported motor vehicle crashes that involved animals in Maine during the five-year study period 2012 - 2016. The statistics are compiled from crash reports submitted to the Department of Transportation by the Traffic Division, Department of Public Safety. The Traffic Division receives all police uniform crash reports Form 13:20 A, from state, county and local police agencies.

The enclosed charts, graphs, listings and summaries were produced using the Department of Transportation's Computerized Crash Records System. Except for adjustments to locations and crash-type information for accuracy, no attempt has been made to modify the raw data received from the reporting agencies. However, because crash scenes are often dangerous and chaotic, some inaccuracies in data collection are possible.

A comparison of this report with other summaries of crashes and fatalities may also reveal inconsistencies due to changes in crash classification, late submittals, and differing reporting criteria.

The Department of Transportation and the Department of Public Safety wish to express our sincere thank you to all law enforcement agencies and officers for the work they do on crash investigations. Without their dedication, this report would not be possible.

We welcome your comments and suggestions on this report at:

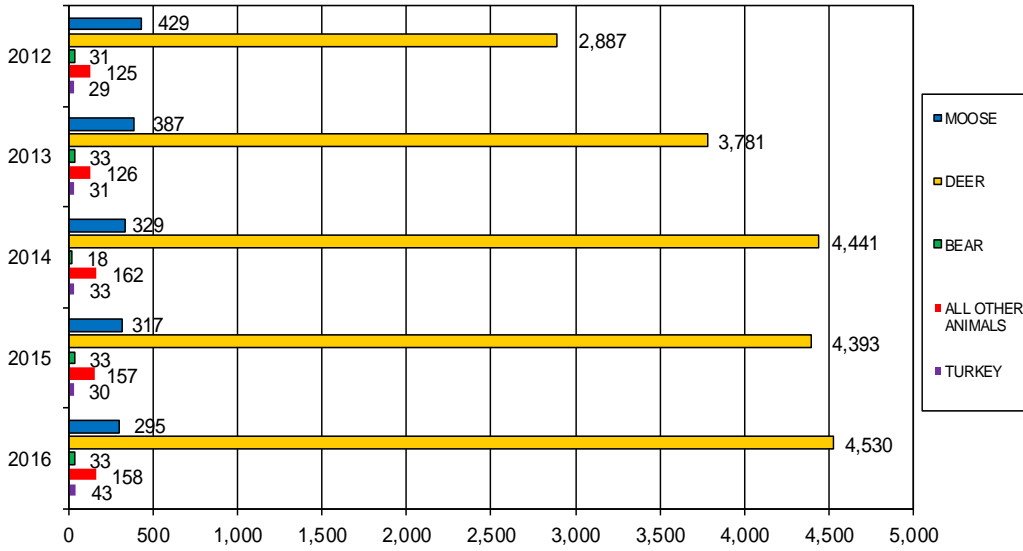
Maine Department of Transportation
Bureau of Maintenance and Operations
Traffic Engineering Division
Crash Records Section
16 State House Station
Augusta, ME 04333-0016

Tel: 207-624-3618

Fax: 207-624-3101



MAINE HIGHWAY ANIMAL CRASHES BY TYPE 2012 - 2016



ANIMAL TYPE	2012	2013	2014	2015	2016	FIVE YEAR TOTAL
MOOSE	429	387	329	317	295	1,757
DEER	2,887	3,781	4,441	4,393	4,530	20,032
BEAR	31	33	18	33	33	148
ALL OTHER ANIMALS	125	126	162	157	158	728
TURKEY	29	31	33	30	43	166
TOTAL	3,501	4,358	4,983	4,930	5,059	22,831



MAINE HIGHWAY ANIMAL CRASHES

BY COUNTY

2012 - 2016

MOOSE	2012	2013	2014	2015	2016	TOTAL
ANDROSCOGGIN	2	3	2	3	2	12
AROOSTOOK	160	152	139	144	132	727
CUMBERLAND	14	9	8	5	11	47
FRANKLIN	40	52	27	19	12	150
HANCOCK	5	7	4	10	3	29
KENNEBEC	14	8	7	2	4	35
KNOX	4	2	0	1	0	7
LINCOLN	4	0	0	1	1	6
OXFORD	35	22	16	23	18	114
PENOBSCOT	52	57	62	44	42	257
PISCATAQUIS	18	17	7	15	15	72
SAGADAHOC	1	0	2	0	1	4
SOMERSET	30	22	20	24	32	128
WALDO	7	2	1	4	0	14
WASHINGTON	30	27	22	16	21	116
YORK	13	7	12	6	1	39
TOTAL	429	387	329	317	295	1,757

BEAR	2012	2013	2014	2015	2016	TOTAL
ANDROSCOGGIN	0	0	0	1	1	2
AROOSTOOK	7	10	5	7	10	39
CUMBERLAND	1	0	0	1	0	2
FRANKLIN	1	0	2	0	0	3
HANCOCK	2	3	1	0	4	10
KENNEBEC	0	0	0	1	0	1
KNOX	0	0	0	0	0	0
LINCOLN	0	0	0	0	0	0
OXFORD	3	2	1	3	5	14
PENOBSCOT	9	14	7	16	10	56
PISCATAQUIS	1	0	0	1	0	2
SAGADAHOC	0	0	0	0	0	0
SOMERSET	1	3	1	1	2	8
WALDO	1	0	0	0	0	1
WASHINGTON	2	0	1	2	1	6
YORK	3	1	0	0	0	4
TOTAL	31	33	18	33	33	148

DEER	2012	2013	2014	2015	2016	TOTAL
ANDROSCOGGIN	165	186	200	238	246	1,035
AROOSTOOK	166	227	247	209	304	1,153
CUMBERLAND	417	514	648	612	549	2,740
FRANKLIN	106	139	142	162	192	741
HANCOCK	228	289	334	316	313	1,480
KENNEBEC	265	318	461	459	472	1,975
KNOX	77	83	110	120	94	484
LINCOLN	49	83	81	89	102	404
OXFORD	150	199	204	247	213	1,013
PENOBSCOT	375	546	653	592	671	2,837
PISCATAQUIS	65	93	124	131	123	536
SAGADAHOC	71	107	109	99	111	497
SOMERSET	179	263	302	298	346	1,388
WALDO	146	186	240	211	191	974
WASHINGTON	152	169	188	164	201	874
YORK	276	379	398	446	402	1,901
TOTAL	2,887	3,781	4,441	4,393	4,530	20,032

ALL OTHER ANIMALS	2012	2013	2014	2015	2016	TOTAL
ANDROSCOGGIN	7	6	6	14	12	45
AROOSTOOK	8	11	10	12	10	51
CUMBERLAND	17	13	21	26	24	101
FRANKLIN	6	3	2	2	6	19
HANCOCK	6	8	11	3	7	35
KENNEBEC	16	22	22	20	18	98
KNOX	2	3	2	3	1	11
LINCOLN	1	6	6	4	6	23
OXFORD	4	3	3	5	4	19
PENOBSCOT	19	18	26	25	26	114
PISCATAQUIS	2	1	2	2	1	8
SAGADAHOC	2	1	1	5	4	13
SOMERSET	4	7	9	5	10	35
WALDO	8	5	19	6	6	44
WASHINGTON	14	2	5	8	5	34
YORK	9	17	17	17	18	78
TOTAL	125	126	162	157	158	728

TURKEY	2012	2013	2014	2015	2016	TOTAL
ANDROSCOGGIN	0	1	2	2	4	9
AROOSTOOK	1	3	0	1	2	7
CUMBERLAND	7	2	4	4	4	21
FRANKLIN	1	3	1	0	0	5
HANCOCK	4	1	1	0	0	6
KENNEBEC	3	8	9	7	8	35
KNOX	0	0	1	0	0	1
LINCOLN	0	0	0	1	3	4
OXFORD	0	0	0	1	2	3
PENOBSCOT	6	3	4	3	5	21
PISCATAQUIS	0	1	0	1	1	3
SAGADAHOC	4	3	3	2	0	12
SOMERSET	0	4	3	1	3	11
WALDO	1	1	1	1	2	6
WASHINGTON	1	0	1	1	0	3
YORK	1	1	3	5	9	19
TOTAL	29	31	33	30	43	166



MAINE HIGHWAY ANIMAL CRASHES BY SEVERITY

2012 - 2016

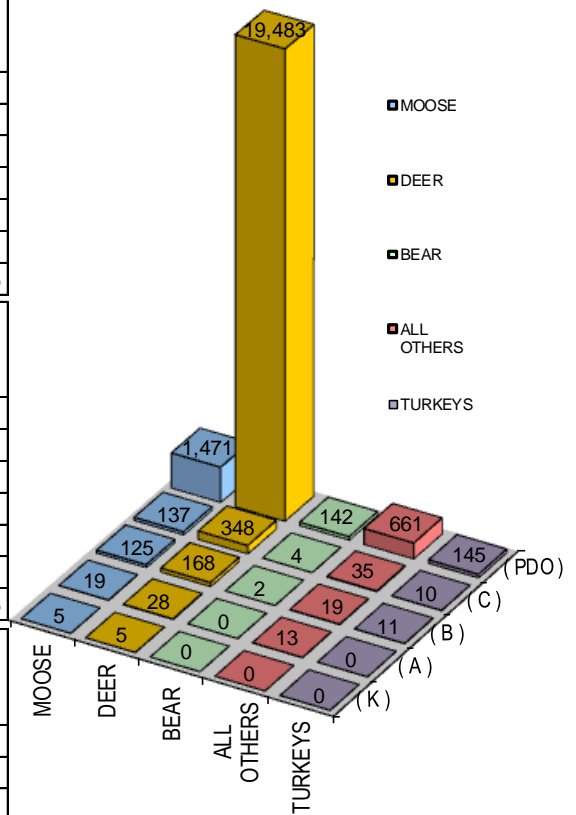
MOOSE	FATAL CRASH (K)	INCAPACITATING INJURY (A)	NON INCAPACITATING INJURY (B)	POSSIBLE INJURY (C)	PROPERTY DAMAGE ONLY (PDO)	TOTALS
2012	2	4	39	32	352	429
2013	0	0	30	33	324	387
2014	1	6	27	21	274	329
2015	1	6	19	27	264	317
2016	1	3	10	24	257	295
TOTAL	5	19	125	137	1,471	1,757
PERCENT	0.28%	PERCENT INJURY CRASHES =		15.99%	83.72%	100.00%

DEER	FATAL CRASH (K)	INCAPACITATING INJURY (A)	NON INCAPACITATING INJURY (B)	POSSIBLE INJURY (C)	PROPERTY DAMAGE ONLY (PDO)	TOTALS
2012	0	5	40	56	2,786	2,887
2013	0	6	37	55	3,683	3,781
2014	2	6	26	81	4,326	4,441
2015	2	4	29	84	4,274	4,393
2016	1	7	36	72	4,414	4,530
TOTAL	5	28	168	348	19,483	20,032
PERCENT	0.02%	PERCENT INJURY CRASHES =		2.72%	97.26%	100.00%

BEAR	FATAL CRASH (K)	INCAPACITATING INJURY (A)	NON INCAPACITATING INJURY (B)	POSSIBLE INJURY (C)	PROPERTY DAMAGE ONLY (PDO)	TOTALS
2012	0	0	1	2	28	31
2013	0	0	0	1	32	33
2014	0	0	0	1	17	18
2015	0	0	1	0	32	33
2016	0	0	0	0	33	33
TOTAL	0	0	2	4	142	148
PERCENT	0.00%	PERCENT INJURY CRASHES =		4.05%	95.95%	100.00%

ALL OTHER ANIMALS	FATAL CRASH (K)	INCAPACITATING INJURY (A)	NON INCAPACITATING INJURY (B)	POSSIBLE INJURY (C)	PROPERTY DAMAGE ONLY (PDO)	TOTALS
2012	0	3	3	12	107	125
2013	0	2	4	6	114	126
2014	0	4	6	6	146	162
2015	0	3	4	6	144	157
2016	0	1	2	5	150	158
TOTAL	0	13	19	35	661	728
PERCENT	0.00%	PERCENT INJURY CRASHES =		9.20%	90.80%	100.00%

TURKEY	FATAL CRASH (K)	INCAPACITATING INJURY (A)	NON INCAPACITATING INJURY (B)	POSSIBLE INJURY (C)	PROPERTY DAMAGE ONLY (PDO)	TOTALS
2012	0	0	1	1	27	29
2013	0	0	4	2	25	31
2014	0	0	3	2	28	33
2015	0	0	2	1	27	30
2016	0	0	1	4	38	43
TOTAL	0	0	11	10	145	166
PERCENT	0.00%	PERCENT INJURY CRASHES =		12.65%	87.35%	100.00%



(K) = Fatal injury. A fatal injury is any injury that results in death.

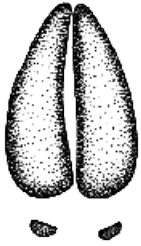
(A) = Incapacitating injury. An Incapacitating injury is any injury, other than a fatal injury, which prevents the injured person from walking, driving or normally continuing the activities the person was capable of performing before the injury occurred.

(B) = Non-incapacitating injury. A Non-incapacitating injury is any injury, other than fatal injury or an incapacitating injury, which is evident to observers at the scene of the accident in which the injury occurred.

(C) = Possible injury. A possible injury is any injury reported or claimed which is not a fatal injury, incapacitating injury or non-incapacitating injury.

(PDO) = Property Damage only. Damage is harm to property that reduces the monetary value of that property.

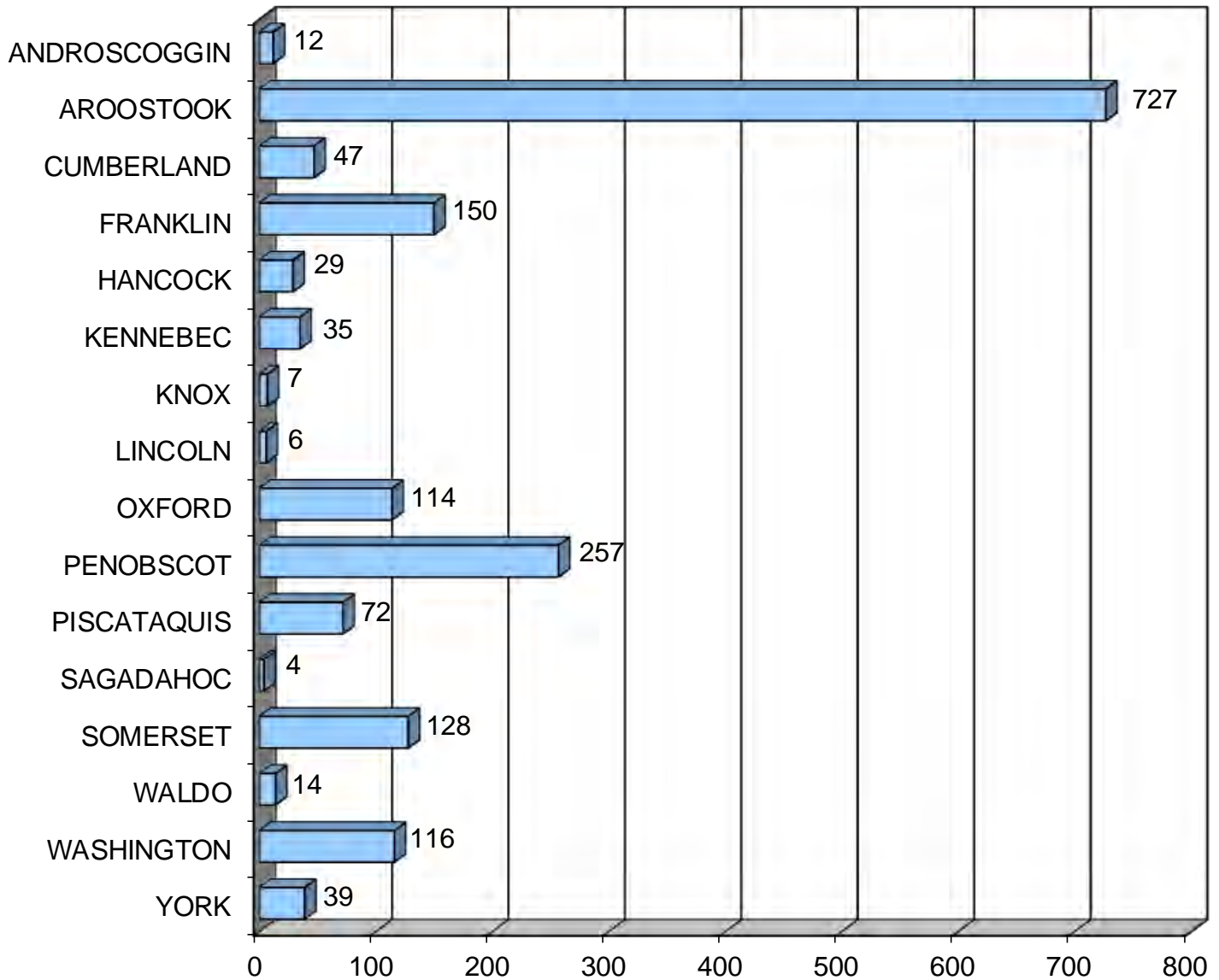


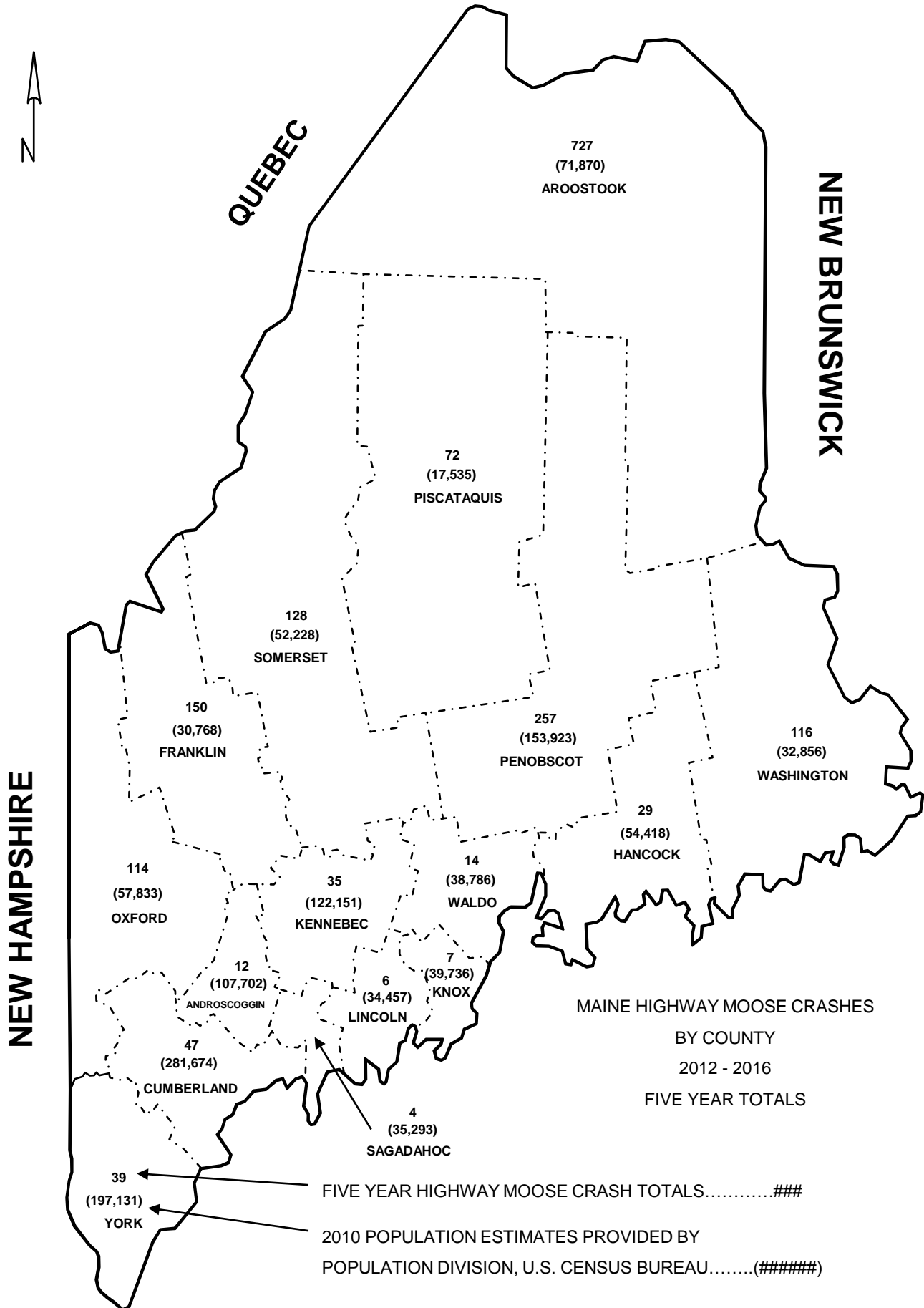


MAINE MOOSE CRASHES

By County

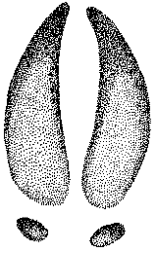
2012 - 2016





MAINE HIGHWAY MOOSE CRASHES
 BY COUNTY
 2012 - 2016
 FIVE YEAR TOTALS

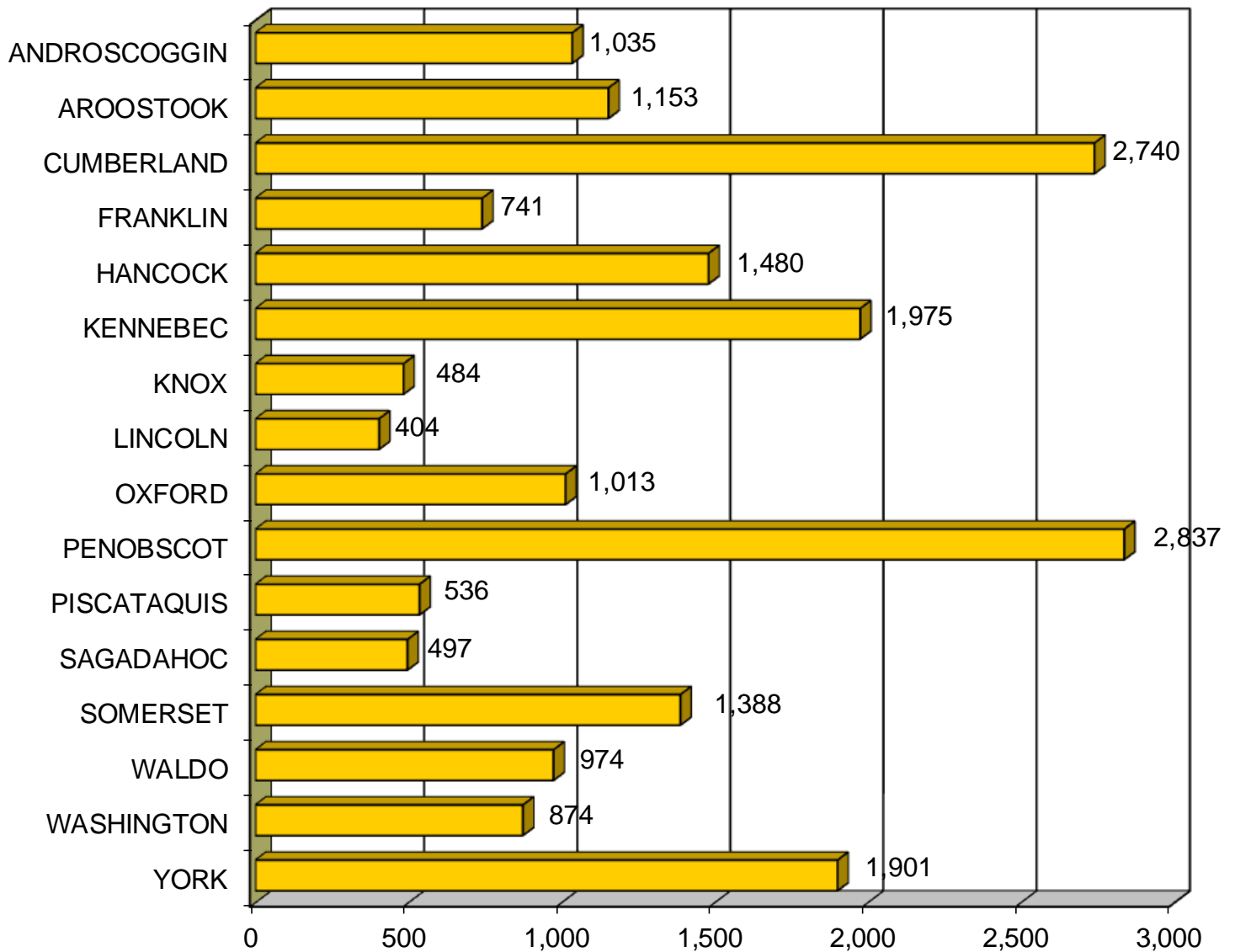
FIVE YEAR HIGHWAY MOOSE CRASH TOTALS.....###
 2010 POPULATION ESTIMATES PROVIDED BY
 POPULATION DIVISION, U.S. CENSUS BUREAU.....(#####)



MAINE DEER CRASHES

By County

2012 - 2016

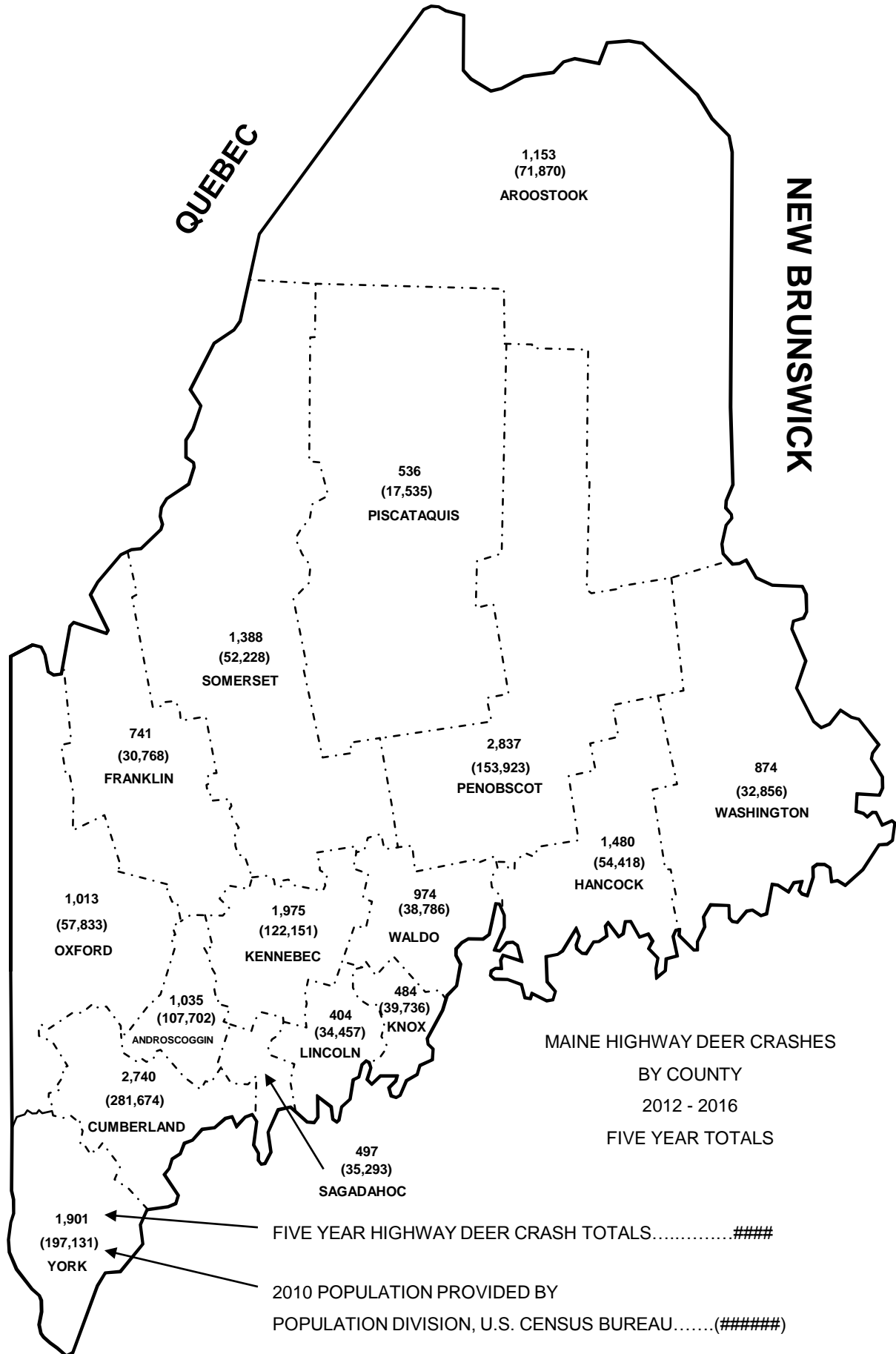




NEW HAMPSHIRE

QUEBEC

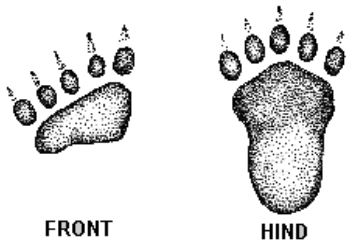
NEW BRUNSWICK



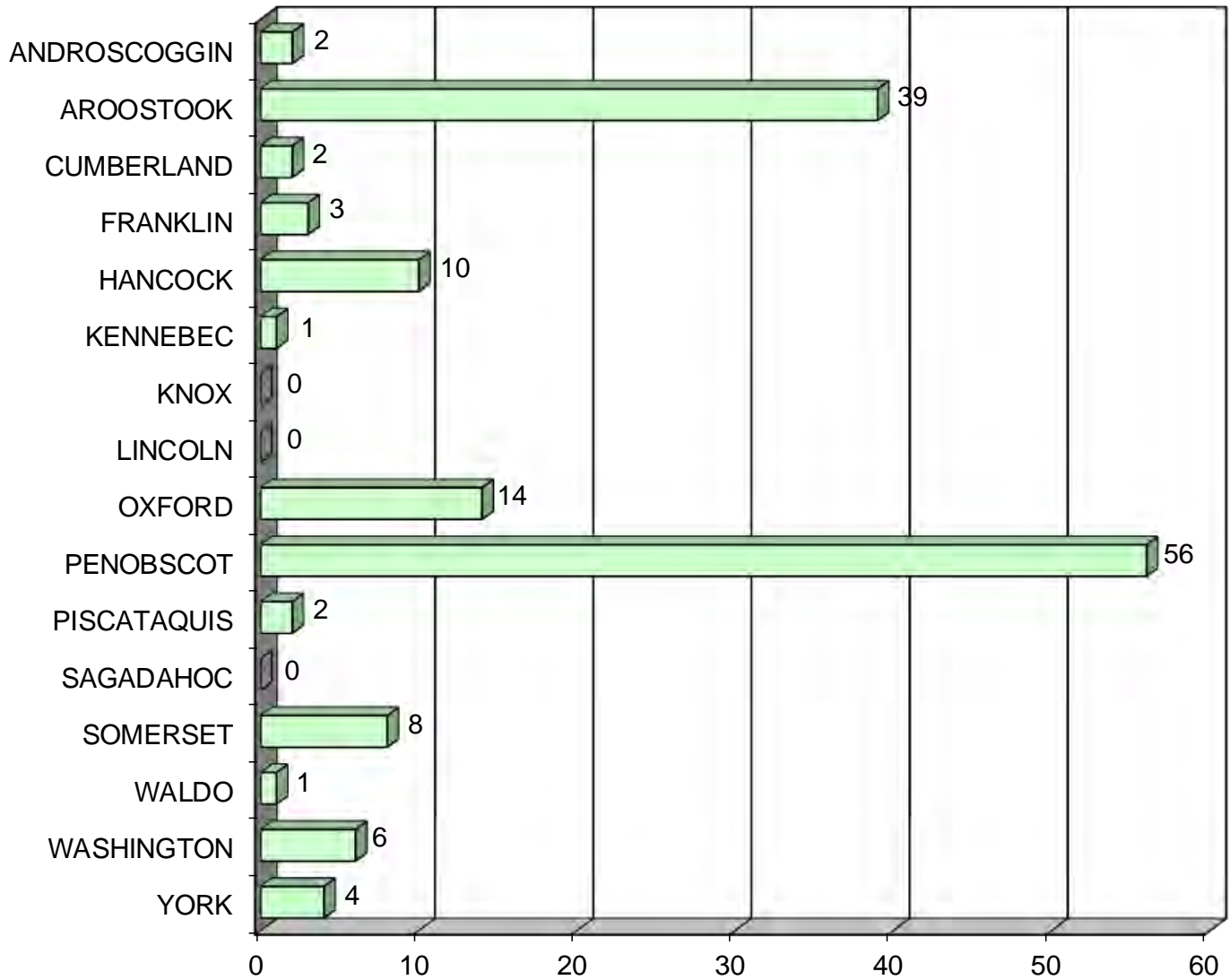
**MAINE HIGHWAY DEER CRASHES
BY COUNTY
2012 - 2016
FIVE YEAR TOTALS**

FIVE YEAR HIGHWAY DEER CRASH TOTALS.....#####

2010 POPULATION PROVIDED BY
POPULATION DIVISION, U.S. CENSUS BUREAU.....(#####)



MAINE BEAR CRASHES By County 2012 - 2016

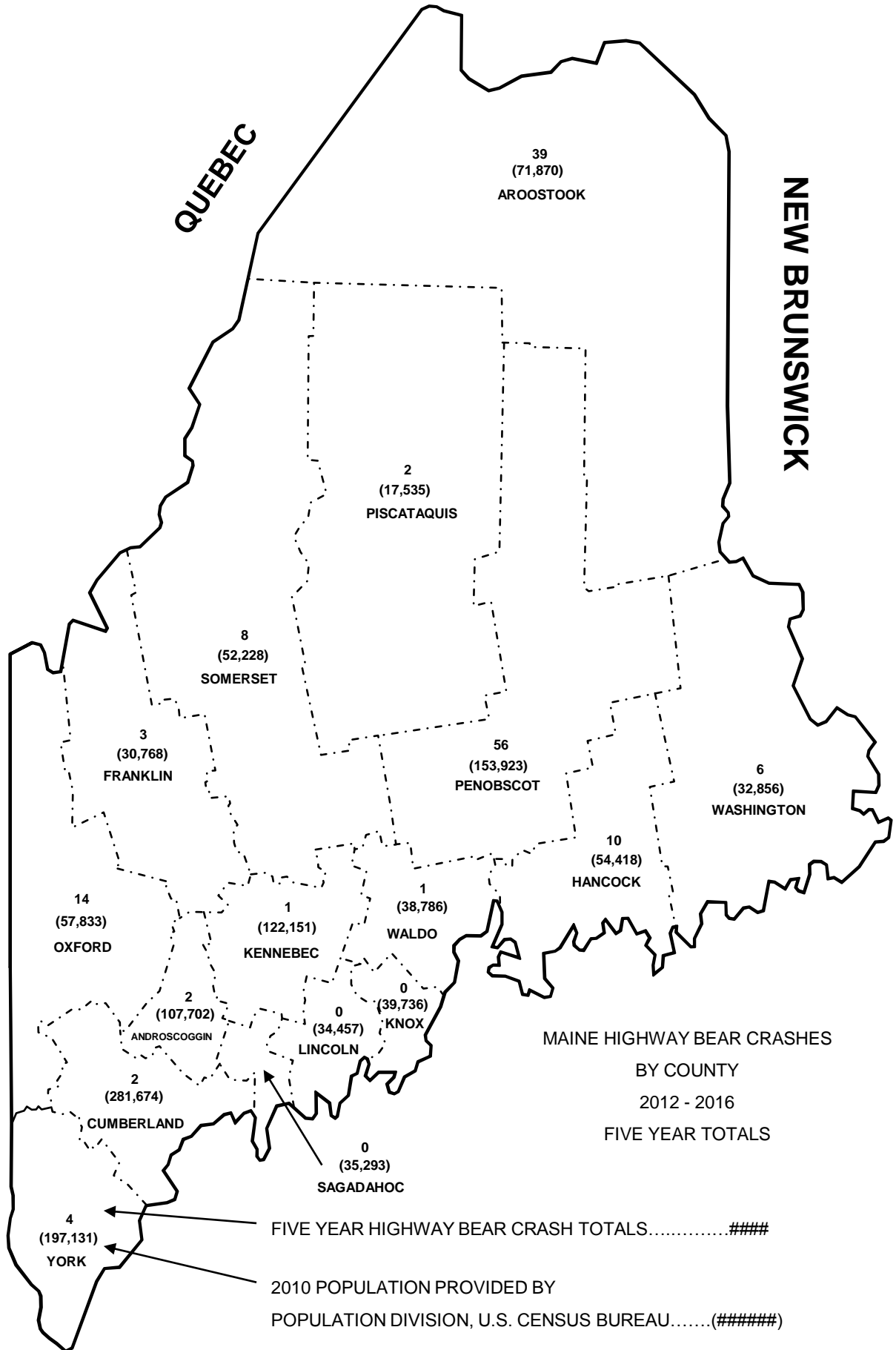




NEW HAMPSHIRE

QUEBEC

NEW BRUNSWICK



MAINE HIGHWAY BEAR CRASHES
BY COUNTY
2012 - 2016
FIVE YEAR TOTALS

FIVE YEAR HIGHWAY BEAR CRASH TOTALS.....#####

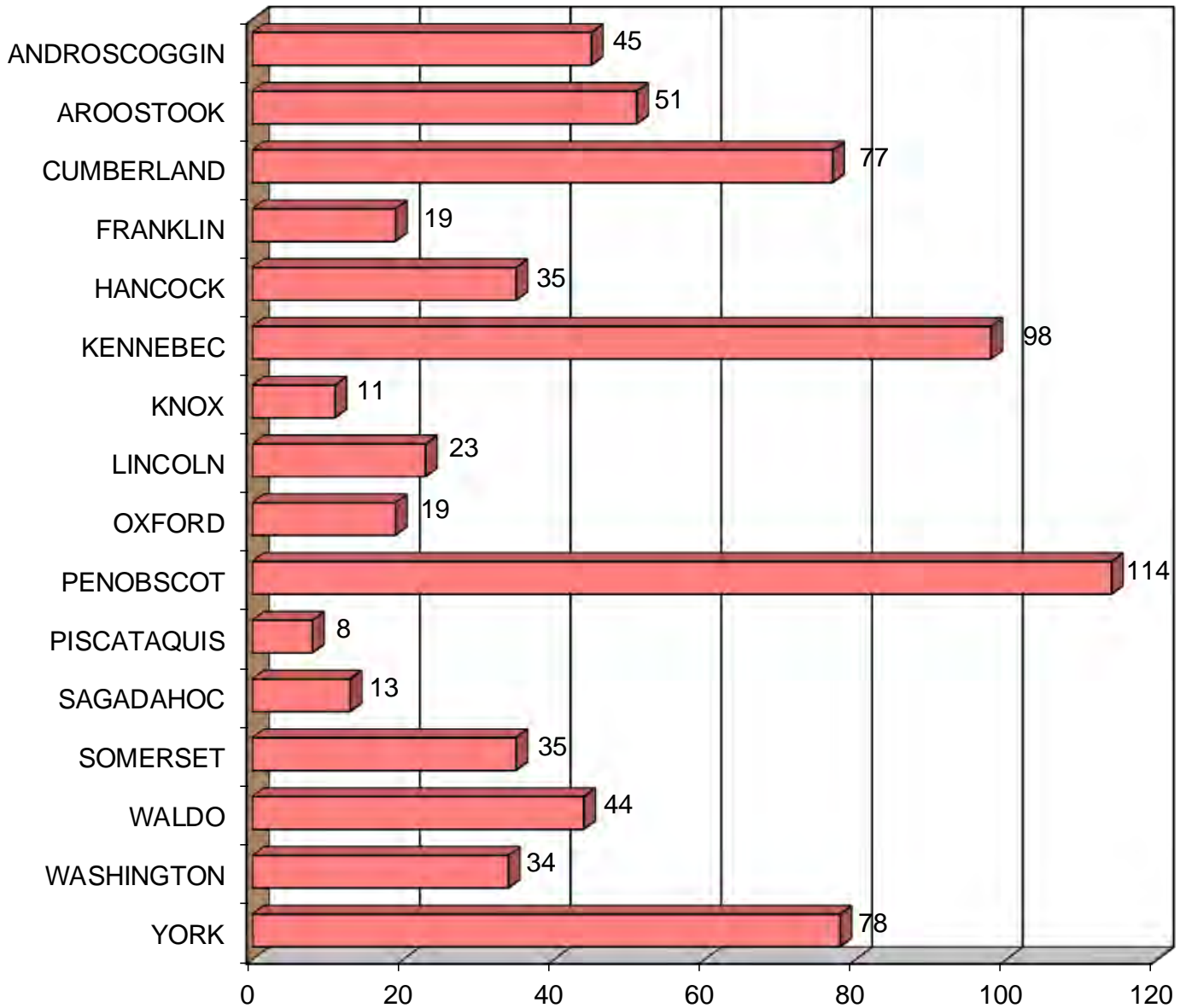
2010 POPULATION PROVIDED BY
POPULATION DIVISION, U.S. CENSUS BUREAU.....(#####)



MAINE ALL OTHER ANIMAL CRASHES

By County

2012 - 2016

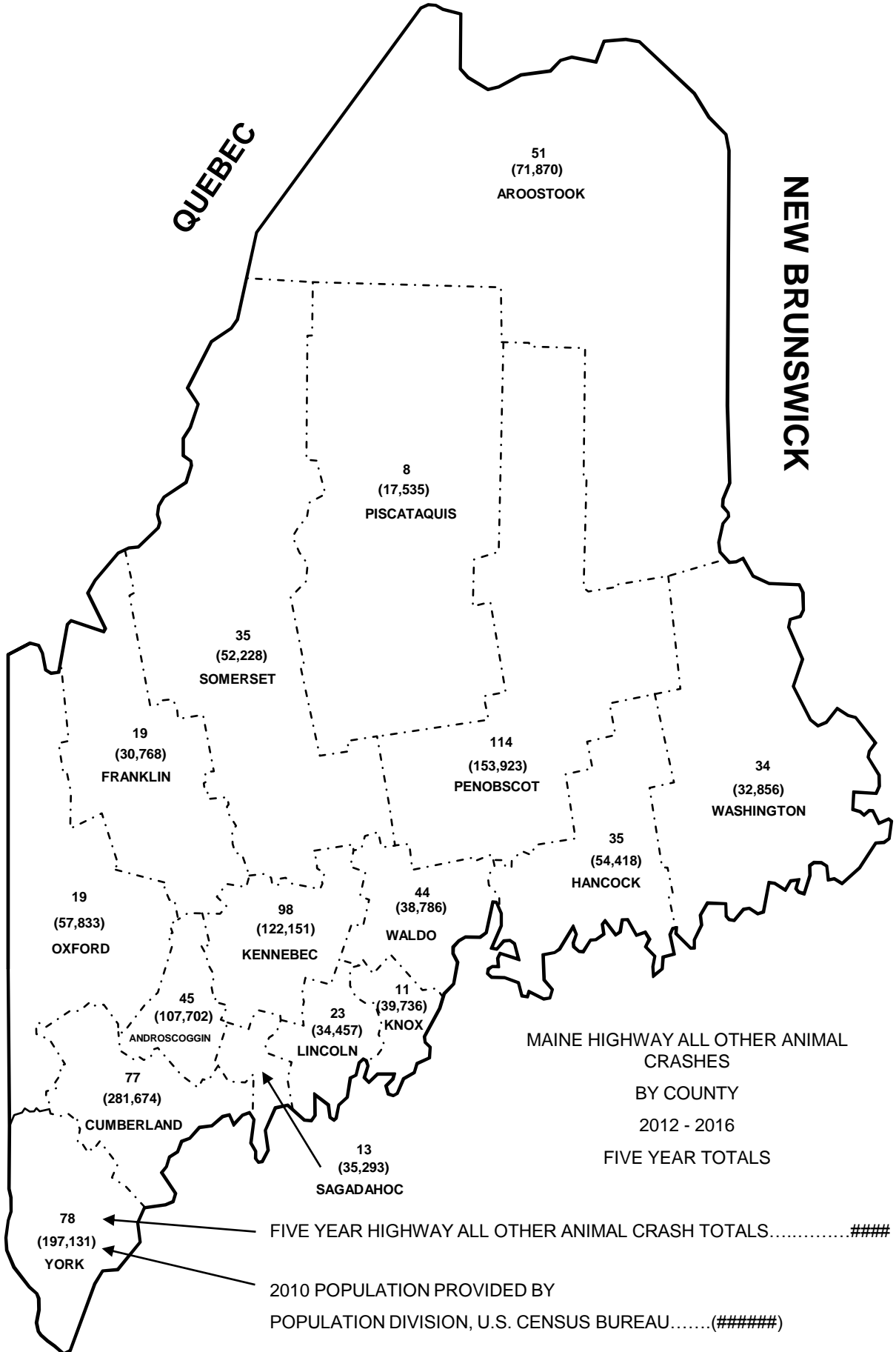




NEW HAMPSHIRE

QUEBEC

NEW BRUNSWICK



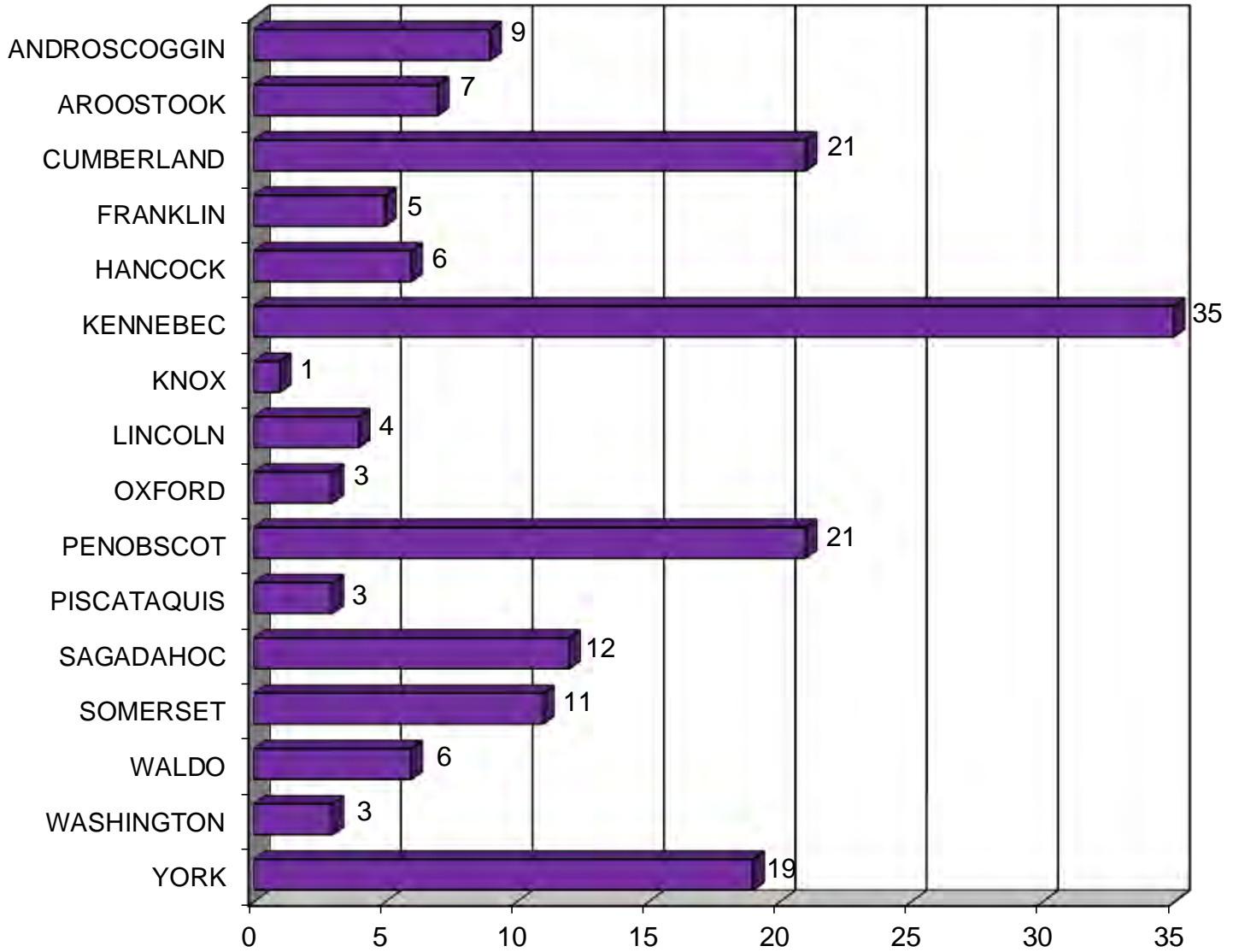
Produced by the Maine Department of Transportation

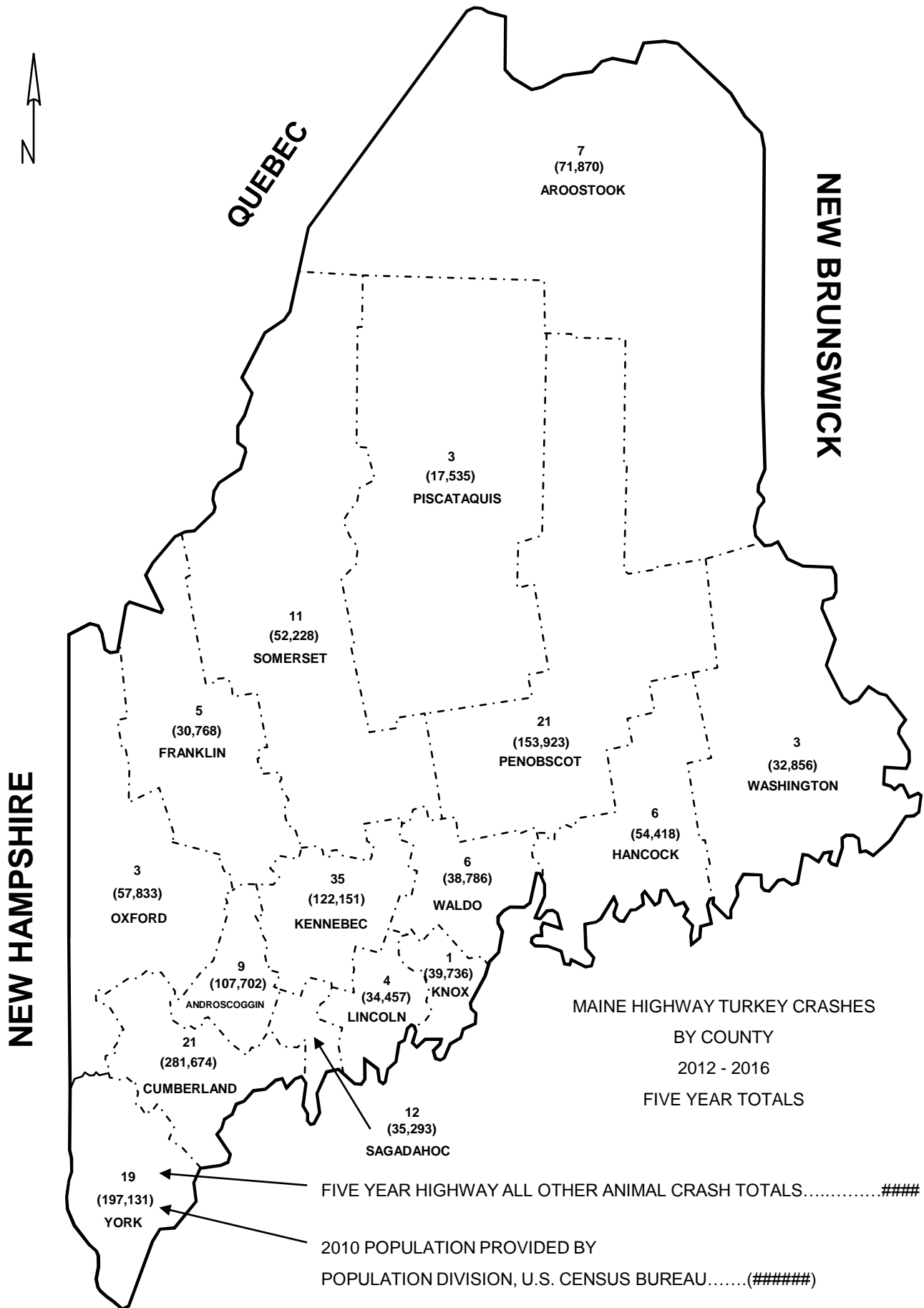


MAINE TURKEY CRASHES

By County

2012 - 2016





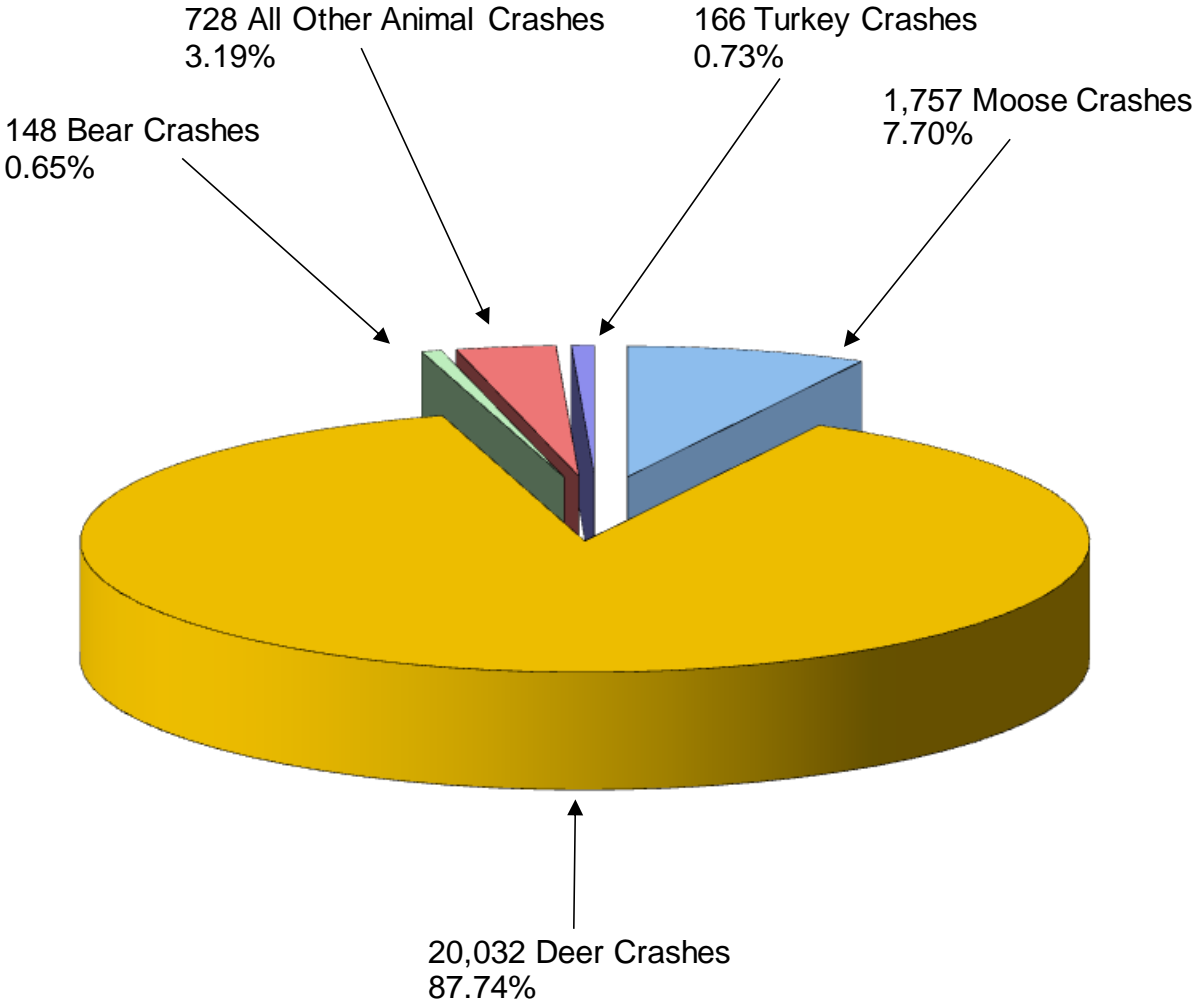
MAINE HIGHWAY TURKEY CRASHES
 BY COUNTY
 2012 - 2016
 FIVE YEAR TOTALS

FIVE YEAR HIGHWAY ALL OTHER ANIMAL CRASH TOTALS.....####

2010 POPULATION PROVIDED BY
 POPULATION DIVISION, U.S. CENSUS BUREAU.....(#####)

MAINE HIGHWAY ANIMAL CRASHES 2012 - 2016

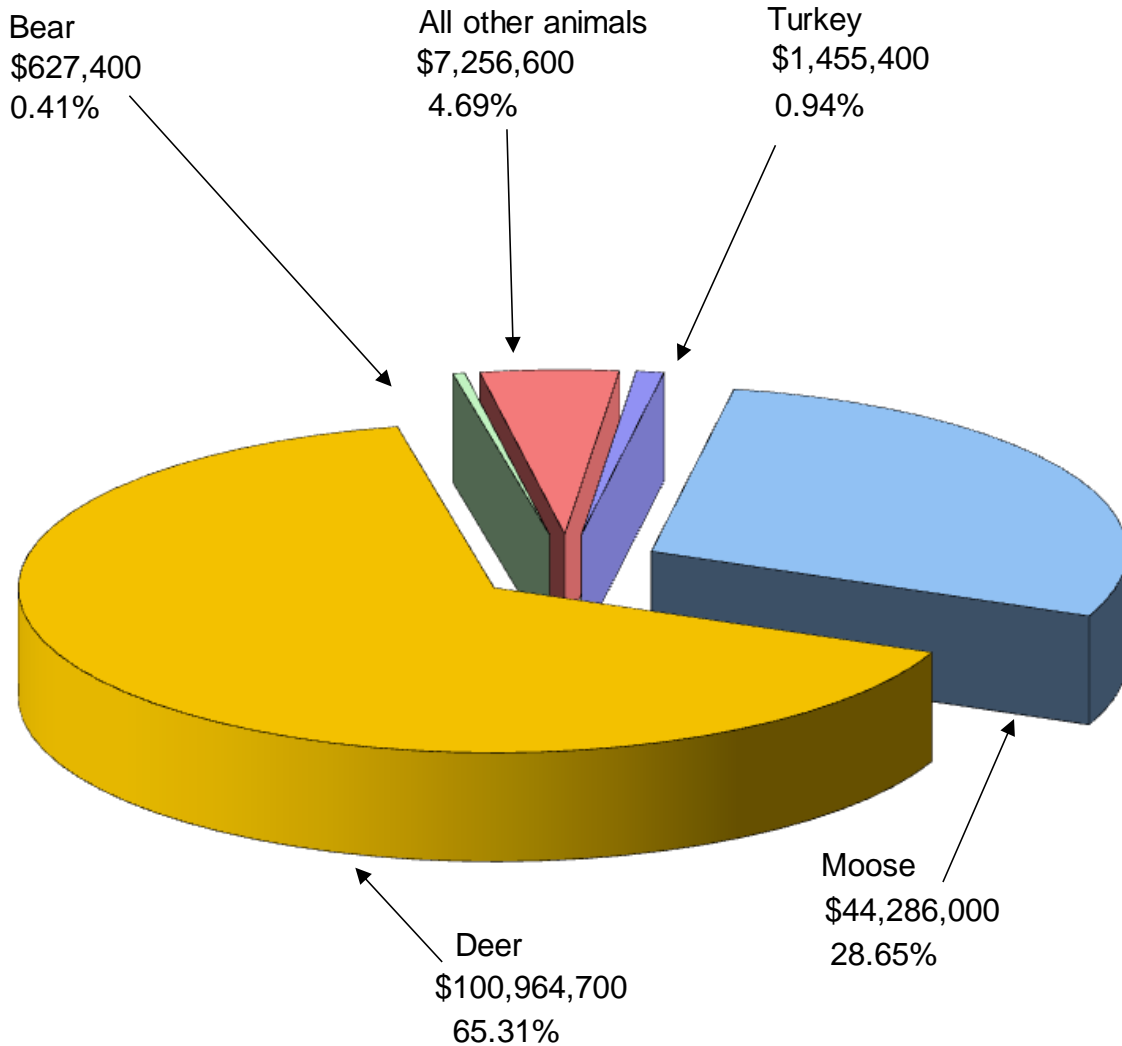
22,831 Total Animal Crashes



■ MOOSE ■ DEER ■ BEAR ■ ALL OTHER ANIMALS ■ TURKEY



MAINE HIGHWAY ANIMAL CRASHES ESTIMATED ECONOMIC LOSS 2012 - 2016



Average comprehensive costs are based on 2012 National Safety Council estimated figures.

Death (Per Person)	\$4,538,000
Incapacitating injury (Per Person)	\$230,000
Non-incapacitating (Per Person)	\$58,700
Possible injury (Per Person)	\$28,000
Property damage only (Per Accident)	\$2,500

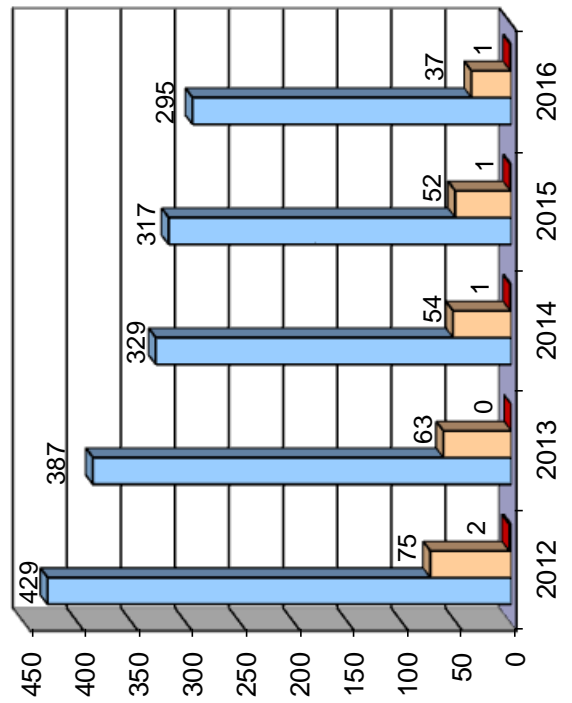


MAINE HIGHWAY ANIMAL CRASHES — INJURY/FATAL COMPARISON 2012 - 2016

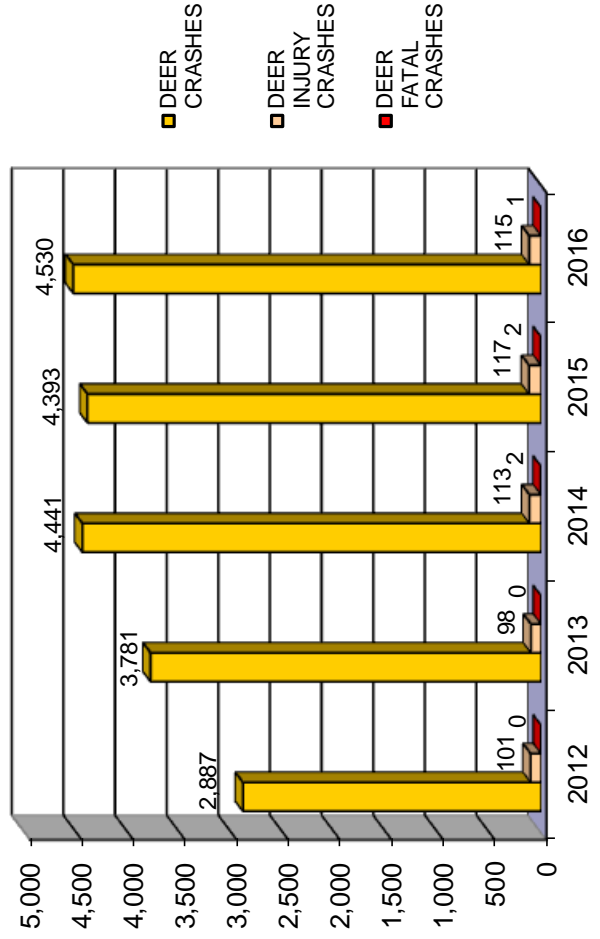
YEAR	MOOSE	MOOSE FATAL CRASHES	MOOSE INJURY CRASHES	DEER	DEER FATAL CRASHES	DEER INJURY CRASHES	BEAR	BEAR FATAL CRASHES	BEAR INJURY CRASHES	ALL OTHER ANIMALS	ALL OTHER ANIMAL FATAL CRASHES	ALL OTHER ANIMAL INJURY CRASHES	TURKEY	TURKEY FATAL CRASHES	TURKEY INJURY CRASHES	TOTAL ANIMAL CRASHES	TOTAL FATAL ANIMAL CRASHES	TOTAL ANIMAL INJURY CRASHES
2012	429	2	75	2,887	0	101	31	0	3	125	0	18	29	0	2	3,501	2	199
2013	387	0	63	3,781	0	98	33	0	1	126	0	12	31	0	6	4,358	0	180
2014	329	1	54	4,441	2	113	18	0	1	162	0	16	33	0	5	4,983	3	189
2015	317	1	52	4,393	2	117	33	0	1	157	0	13	30	0	3	4,930	3	186
2016	295	1	37	4,530	1	115	33	0	0	158	0	8	43	0	5	5,059	2	165
TOTAL	1,757	5	281	20,032	5	544	148	0	6	728	0	67	166	0	21	22,831	10	919



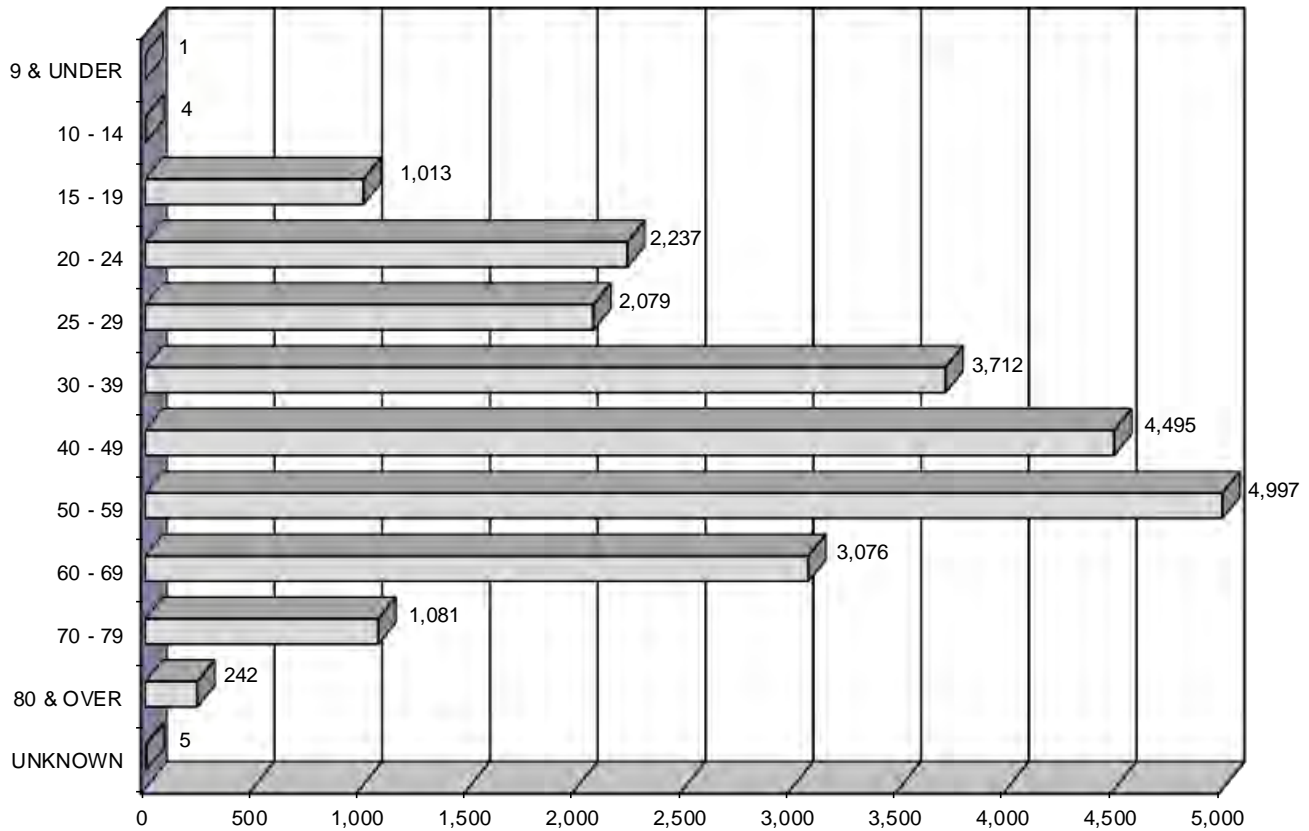
Moose Crashes



Deer Crashes



MAINE HIGHWAY ANIMAL CRASHES BY AGE GROUP 2012 - 2016



AGE OF DRIVER	MOOSE	DEER	BEAR	ALL OTHER ANIMALS	TURKEY	FIVE YEAR TOTAL	PERCENT OF TOTAL
9 & UNDER	0	0	0	1	0	1	0.00%
10 - 14	0	2	0	1	1	4	0.02%
15 - 19	73	894	5	37	4	1,013	4.42%
20 - 24	169	1,952	19	76	21	2,237	9.75%
25 - 29	149	1,814	13	80	23	2,079	9.06%
30 - 39	256	3,296	11	122	27	3,712	16.18%
40 - 49	366	3,921	28	139	41	4,495	19.59%
50 - 59	369	4,418	37	147	26	4,997	21.78%
60 - 69	245	2,688	23	101	19	3,076	13.41%
70 - 79	112	933	10	23	3	1,081	4.71%
80 & OVER	27	203	2	9	1	242	1.05%
UNKNOWN	1	2	0	2	0	5	0.02%
FIVE YEAR TOTAL	1,767	20,123	148	738	166	22,942	100.00%



VEHICLES INVOLVED IN FATAL MAINE HIGHWAY ANIMAL CRASHES 2012 - 2016

VEHICLE TYPE INVOLVED	MOOSE	DEER	BEAR	ALL OTHER ANIMALS	TURKEY	FIVE YEAR TOTAL
PASSENGER CAR	2	0	0	0	0	2
(SPORT) UTILITY VEHICLE	0	0	0	0	0	0
PASSENGER VAN	1	0	0	0	0	1
CARGO VAN (10k or less)	0	0	0	0	0	0
PICKUP TRUCK	0	0	0	0	0	0
MOTOR HOME	0	0	0	0	0	0
SCHOOL BUS	0	0	0	0	0	0
TRANSIT BUS	0	0	0	0	0	0
MOTOR COACH	0	0	0	0	0	0
OTHER BUS	0	0	0	0	0	0
MOTORCYCLE	2	5	0	0	0	7
MOPED	0	0	0	0	0	0
LOW SPEED VEHICLE	0	0	0	0	0	0
AUTOCYCLE	0	0	0	0	0	0
EXPERIMENTAL	0	0	0	0	0	0
OTHER LIGHT TRUCK (10,000 lbs or less)	0	0	0	0	0	0
MEDIUM /HEAVY TRUCKS (more than 10,000 lbs)	0	0	0	0	0	0
ATV (2,3,4-WHEEL)	0	0	0	0	0	0
SNOWMOBILE	0	0	0	0	0	0
PEDESTRIAN	0	0	0	0	0	0
BICYCLE	0	0	0	0	0	0
OTHER	0	0	0	0	0	0
TOTAL VEHICLES INVOLVED	5	5	0	0	0	10



VEHICLES INVOLVED IN MAINE HIGHWAY ANIMAL CRASHES 2012 - 2016

VEHICLE TYPE INVOLVED	MOOSE	DEER	BEAR	ALL OTHER ANIMALS	TURKEY	FIVE YEAR TOTAL
PASSENGER CAR	670	10922	85	511	60	12,248
(SPORT) UTILITY VEHICLE	285	4284	26	101	37	4,733
PASSENGER VAN	73	892	8	31	5	1,009
CARGO VAN (10k or less)	14	159	0	1	3	177
PICKUP TRUCK	501	3478	24	52	51	4,106
MOTOR HOME	1	7	1	0	0	9
SCHOOL BUS	1	7	0	0	0	8
TRANSIT BUS	1	1	0	0	0	2
MOTOR COACH	0	2	0	0	1	3
OTHER BUS	1	5	0	0	0	6
MOTORCYCLE	12	129	3	32	5	181
MOPED	0	1	0	1	0	2
LOW SPEED VEHICLE	0	0	0	0	0	0
AUTOCYCLE	0	1	0	0	0	1
EXPERIMENTAL	0	1	0	0	0	1
OTHER LIGHT TRUCK (10,000 lbs or less)	6	23	0	0	0	29
MEDIUM /HEAVY TRUCKS (more than 10,000 lbs)	200	237	1	9	4	451
ATV (2,3,4-WHEEL)	0	0	0	1	0	1
SNOWMOBILE	0	0	0	0	0	0
PEDESTRIAN	0	3	0	1	0	4
BICYCLE	0	0	0	0	0	0
OTHER	2	7	0	2	0	11
TOTAL VEHICLES INVOLVED	1,767	20,159	148	742	166	22,982



MAINE HIGHWAY ANIMAL CRASHES

BY MONTH

2012 - 2016

MOOSE

MONTH	2012	2013	2014	2015	2016	TOTAL
JANUARY	16	8	7	5	23	59
FEBRUARY	9	2	3	3	4	21
MARCH	16	1	2	0	5	24
APRIL	19	8	9	10	7	53
MAY	66	58	34	40	34	232
JUNE	72	78	71	75	52	348
JULY	50	66	36	48	37	237
AUGUST	40	33	39	23	32	167
SEPTEMBER	51	47	46	35	43	222
OCTOBER	45	39	38	39	25	186
NOVEMBER	21	27	28	27	16	119
DECEMBER	24	20	16	12	17	89
TOTAL	429	387	329	317	295	1,757

DEER

MONTH	2012	2013	2014	2015	2016	TOTAL
JANUARY	184	272	449	356	609	1,870
FEBRUARY	182	157	212	94	245	890
MARCH	148	208	316	284	248	1,204
APRIL	128	244	334	458	229	1,393
MAY	174	186	183	203	276	1,022
JUNE	258	317	299	319	424	1,617
JULY	218	208	247	257	250	1,180
AUGUST	135	149	162	154	186	786
SEPTEMBER	156	266	281	205	218	1,126
OCTOBER	337	420	536	544	382	2,219
NOVEMBER	677	894	876	954	903	4,304
DECEMBER	290	460	546	565	560	2,421
TOTAL	2,887	3,781	4,441	4,393	4,530	20,032

BEAR

MONTH	2012	2013	2014	2015	2016	TOTAL
JANUARY	0	0	0	0	0	0
FEBRUARY	0	0	0	0	0	0
MARCH	0	0	0	0	0	0
APRIL	1	1	0	1	0	3
MAY	3	0	1	6	7	17
JUNE	4	5	3	6	6	24
JULY	7	4	4	1	3	19
AUGUST	6	5	1	3	7	22
SEPTEMBER	3	7	4	7	5	26
OCTOBER	6	6	3	4	3	22
NOVEMBER	1	5	2	5	2	15
DECEMBER	0	0	0	0	0	0
TOTAL	31	33	18	33	33	148

ALL OTHER ANIMALS

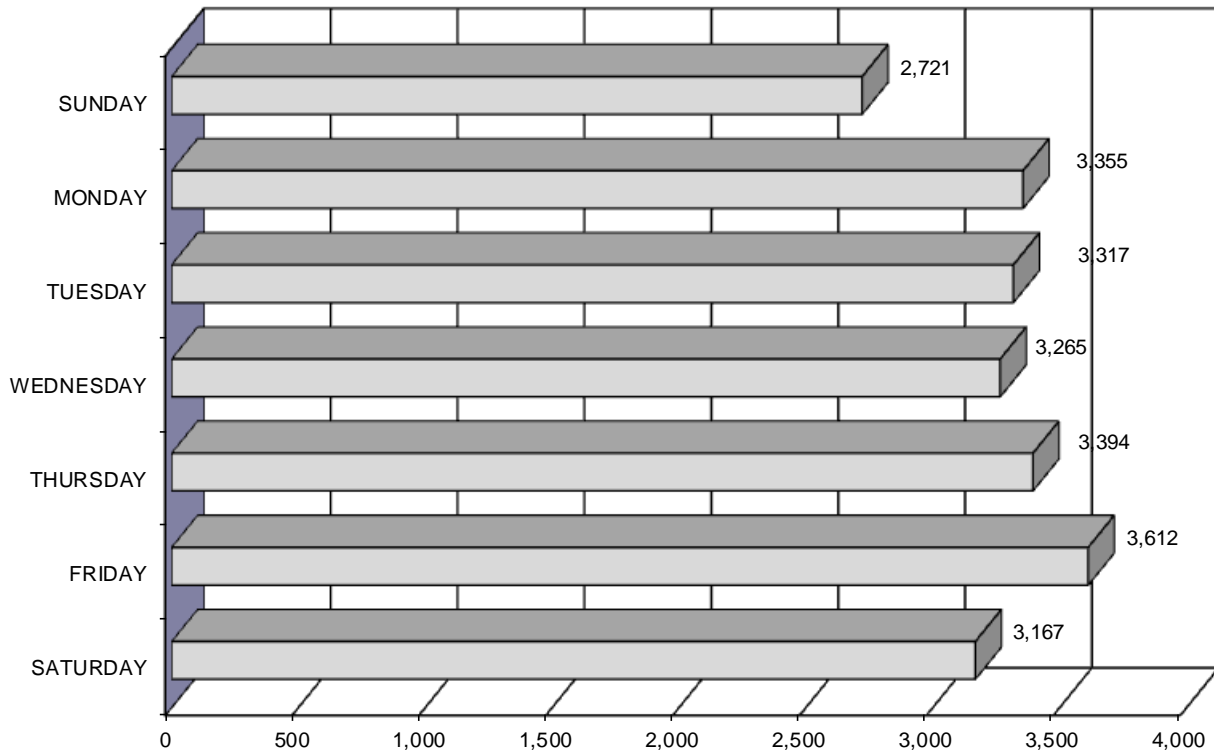
MONTH	2012	2013	2014	2015	2016	TOTAL
JANUARY	12	10	10	14	18	64
FEBRUARY	12	11	14	11	12	60
MARCH	12	5	6	17	10	50
APRIL	9	4	11	7	8	39
MAY	7	7	13	12	10	49
JUNE	7	9	12	8	10	46
JULY	11	7	8	9	15	50
AUGUST	9	15	12	8	17	61
SEPTEMBER	11	10	16	17	12	66
OCTOBER	10	16	22	22	20	90
NOVEMBER	13	17	18	14	14	76
DECEMBER	12	15	20	18	12	77
TOTAL	125	126	162	157	158	728

TURKEY

MONTH	2012	2013	2014	2015	2016	TOTAL
JANUARY	1	2	2	1	4	10
FEBRUARY	1	2	1	0	1	5
MARCH	3	4	3	3	7	20
APRIL	8	12	11	14	11	56
MAY	5	3	4	1	9	22
JUNE	3	1	3	0	1	8
JULY	1	0	0	2	2	5
AUGUST	1	2	3	0	1	7
SEPTEMBER	0	3	2	0	3	8
OCTOBER	1	1	0	5	1	8
NOVEMBER	4	0	3	2	1	10
DECEMBER	1	1	1	2	2	7
TOTAL	29	31	33	30	43	166



MAINE HIGHWAY ANIMAL CRASHES BY DAY OF THE WEEK 2012 - 2016



DAY OF THE WEEK	MOOSE	DEER	BEAR	ALL OTHER ANIMALS	TURKEY	FIVE YEAR TOTAL	PERCENT OF TOTAL
SUNDAY	207	2,370	26	98	20	2,721	11.92%
MONDAY	230	2,985	18	95	27	3,355	14.69%
TUESDAY	233	2,923	18	119	24	3,317	14.53%
WEDNESDAY	241	2,889	22	92	21	3,265	14.30%
THURSDAY	291	2,975	18	92	18	3,394	14.87%
FRIDAY	293	3,137	28	130	24	3,612	15.82%
SATURDAY	262	2,753	18	102	32	3,167	13.87%
FIVE YEAR TOTAL	1,757	20,032	148	728	166	22,831	100.00%

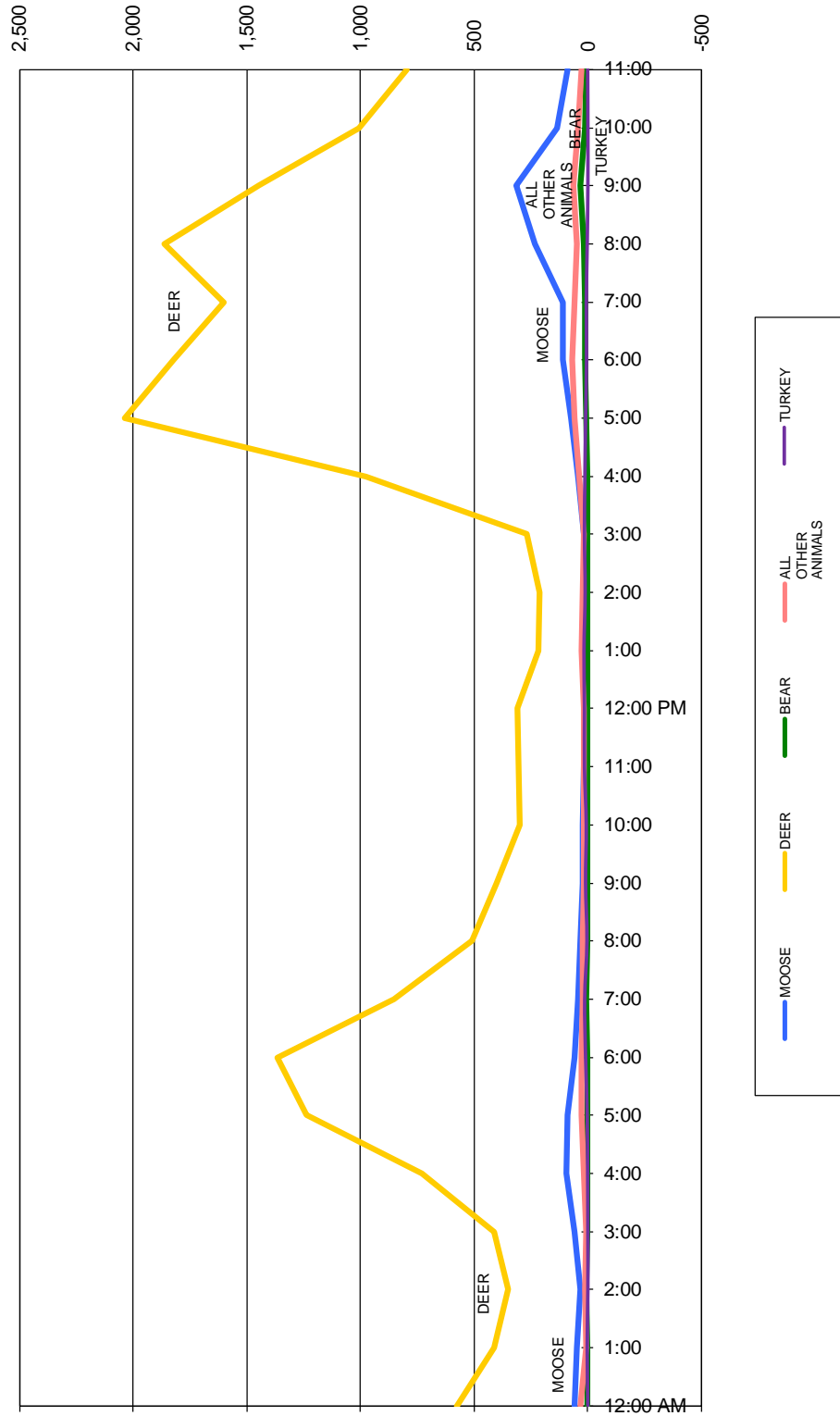


MAINE HIGHWAY ANIMAL CRASHES BY TIME OF DAY 2012 - 2016

		MOOSE					DEER					BEAR					ALL OTHER ANIMALS					TURKEY																	
TIME	2 0 1 2	2 0 1 2	2 0 1 2	2 0 1 2	2 0 1 2	2 0 1 2	2 0 1 2	2 0 1 2	2 0 1 2	2 0 1 2	2 0 1 2	2 0 1 2	2 0 1 2	2 0 1 2	2 0 1 2	2 0 1 2	2 0 1 2	2 0 1 2	2 0 1 2	2 0 1 2	2 0 1 2	2 0 1 2	2 0 1 2	2 0 1 2	2 0 1 2	2 0 1 2	2 0 1 2	2 0 1 2	2 0 1 2	2 0 1 2	2 0 1 2	2 0 1 2	T O T A L						
12:00 A	18	16	6	9	11	60	93	102	141	118	125	579	0	0	1	1	0	2	2	2	7	11	7	5	32	0	0	0	0	0	0	0	0	0	0				
1:00	14	12	10	9	6	51	57	81	86	92	98	414	1	1	1	1	0	2	2	2	5	1	2	1	10	0	1	0	0	0	0	0	0	2	3				
2:00	7	8	5	8	7	35	58	70	72	64	88	352	1	1	1	1	0	2	2	2	2	3	4	11	2	2	0	2	0	0	0	0	0	0	0	0	0		
3:00	15	14	10	8	12	59	64	97	71	85	97	414	0	2	0	0	0	2	3	3	3	2	1	0	9	3	3	2	1	0	0	0	0	0	0	0	0		
4:00	18	21	26	16	12	93	89	145	156	163	177	730	0	0	0	1	1	2	4	5	6	4	1	20	4	4	5	6	4	1	0	0	0	0	1	20	1		
5:00	15	24	19	20	12	90	167	233	276	257	307	1,240	0	1	0	0	0	1	6	1	8	6	6	27	6	6	1	8	6	6	2	7	5	10	24	3			
6:00	17	17	8	11	8	61	214	266	265	316	307	1,368	0	3	0	0	1	4	5	5	5	8	6	30	6	6	5	5	8	6	6	3	10	6	14	14	1		
7:00	11	9	8	7	6	41	131	145	183	192	201	852	3	2	2	0	0	7	3	3	3	5	10	24	9	9	9	2	3	3	5	10	24	24	24	24	4		
8:00	8	8	5	6	4	31	98	91	113	102	105	509	0	0	0	3	0	3	9	2	3	8	2	24	8	8	2	3	8	2	8	2	24	24	24	24	4		
9:00	4	4	8	5	3	24	61	85	80	87	90	403	2	0	0	1	0	3	0	2	2	5	7	16	0	0	2	2	2	5	7	16	16	16	16	16	16	16	
10:00	3	5	3	5	8	24	49	59	70	57	66	301	0	1	0	1	0	2	2	3	5	6	2	18	2	2	3	5	6	2	18	18	18	18	18	18	18	18	
11:00	5	5	2	5	2	19	45	65	54	68	71	303	1	0	1	0	0	2	2	3	3	4	6	18	2	2	3	4	6	18	18	18	18	18	18	18	18	18	
12:00 P	3	4	1	2	4	14	45	63	63	69	72	312	4	0	0	0	1	1	4	3	4	5	3	19	4	4	4	5	3	19	19	19	19	19	19	19	19	19	
1:00	8	4	3	1	1	17	34	39	47	55	44	219	0	0	0	0	0	0	2	5	8	4	7	26	2	2	5	8	4	7	26	26	26	26	26	26	26	26	
2:00	1	1	2	3	5	12	37	38	48	47	45	215	1	0	0	0	0	1	6	6	6	4	2	22	4	4	6	6	4	2	22	22	22	22	22	22	22	22	
3:00	4	3	0	2	7	16	38	44	67	65	57	271	0	0	0	0	2	2	3	5	2	3	6	19	3	3	5	2	3	6	19	19	19	19	19	19	19	19	
4:00	12	5	11	6	9	43	141	161	225	238	209	974	1	0	0	1	1	3	9	4	7	7	9	36	9	9	9	4	7	9	36	36	36	36	36	36	36	36	
5:00	14	16	13	17	13	73	270	379	439	444	504	2,036	0	1	1	1	4	7	7	12	14	14	58	7	7	7	12	14	14	58	58	58	58	58	58	58	58	58	
6:00	24	18	20	22	24	108	261	351	406	380	425	1,823	2	2	5	5	14	14	11	10	17	15	67	11	11	10	17	15	14	67	67	67	67	67	67	67	67	67	
7:00	32	27	16	20	15	110	224	326	387	325	342	1,604	4	6	0	1	4	15	9	14	13	9	59	9	9	9	14	13	9	59	59	59	59	59	59	59	59	59	
8:00	62	47	49	42	32	232	241	355	408	459	402	1,865	3	5	2	4	18	18	10	9	12	11	9	51	10	10	9	12	11	9	51	51	51	51	51	51	51	51	
9:00	77	67	57	54	60	315	213	274	331	310	318	1,446	7	6	5	7	34	34	11	7	10	14	20	62	11	11	7	10	14	20	62	62	62	62	62	62	62	62	
10:00	34	35	28	19	21	137	140	182	245	226	213	1,006	5	2	0	3	11	11	7	10	12	8	6	43	7	7	10	12	8	6	43	43	43	43	43	43	43	43	43
11:00	23	17	19	20	13	92	117	130	208	174	167	796	1	1	0	1	4	7	8	2	6	4	7	27	8	8	2	6	4	7	27	27	27	27	27	27	27	27	27
TOTAL	429	387	329	317	295	1,757	2,887	3,781	4,441	4,393	4,550	20,032	31	33	17	33	148	148	125	126	162	157	458	728	125	126	162	157	458	728	728	728	728	728	728	728	728		
	29	31	33	30	43	166	29	31	33	30	43	166	29	31	33	30	43	166	29	31	33	30	43	166	29	31	33	30	43	166	166	166	166	166	166	166	166	166	

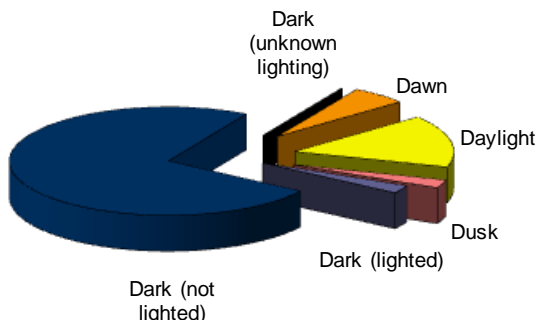


MAINE HIGHWAY ANIMAL CRASHES BY TIME OF DAY 2012 - 2016

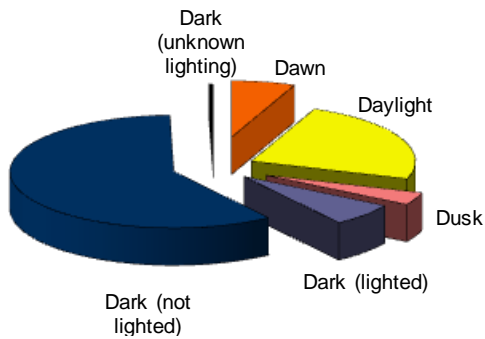


MAINE HIGHWAY ANIMAL CRASHES BY LIGHT CONDITION

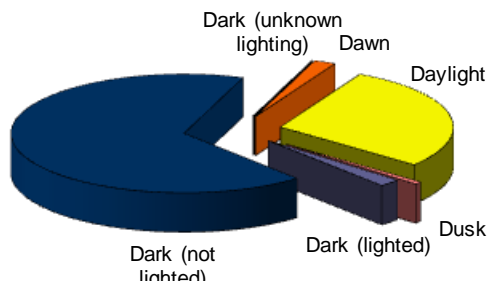
2012 - 2016



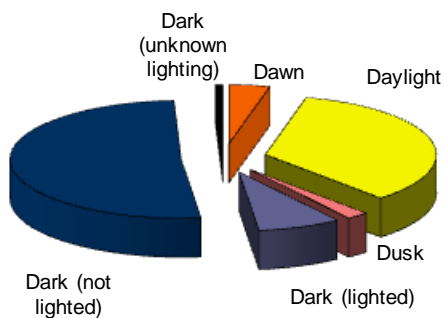
MOOSE	2012	2013	2014	2015	2016	TOTAL
Dawn	20	21	21	23	15	100
Daylight	61	62	47	55	48	273
Dusk	8	11	9	8	6	42
Dark (lighted)	15	7	11	5	3	41
Dark (not lighted)	323	286	240	226	221	1,296
Dark (unknown lighting)	0	0	1	0	1	2
Unknown	2	0	0	0	1	3
TOTALS	429	387	329	317	295	1,757



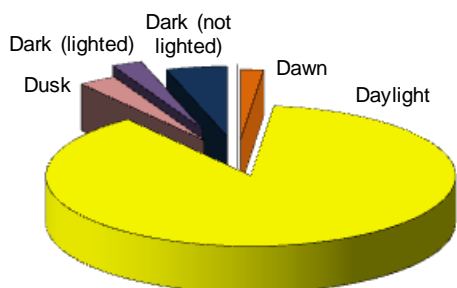
DEER	2012	2013	2014	2015	2016	TOTAL
Dawn	224	240	239	260	291	1,254
Daylight	721	901	1,018	1,038	1,088	4,766
Dusk	107	150	162	152	146	717
Dark (lighted)	214	237	312	277	272	1,312
Dark (not lighted)	1,608	2,230	2,688	2,644	2,717	11,887
Dark (unknown lighting)	0	23	21	21	14	79
Unknown	13	0	1	1	2	17
TOTALS	2,887	3,781	4,441	4,393	4,530	20,032



BEAR	2012	2013	2014	2015	2016	TOTAL
Dawn	0	2	0	1	0	3
Daylight	10	8	7	9	8	42
Dusk	0	1	0	0	0	1
Dark (lighted)	1	1	1	0	0	3
Dark (not lighted)	20	21	10	23	25	99
Dark (unknown lighting)	0	0	0	0	0	0
Unknown	0	0	0	0	0	0
TOTALS	31	33	18	33	33	148



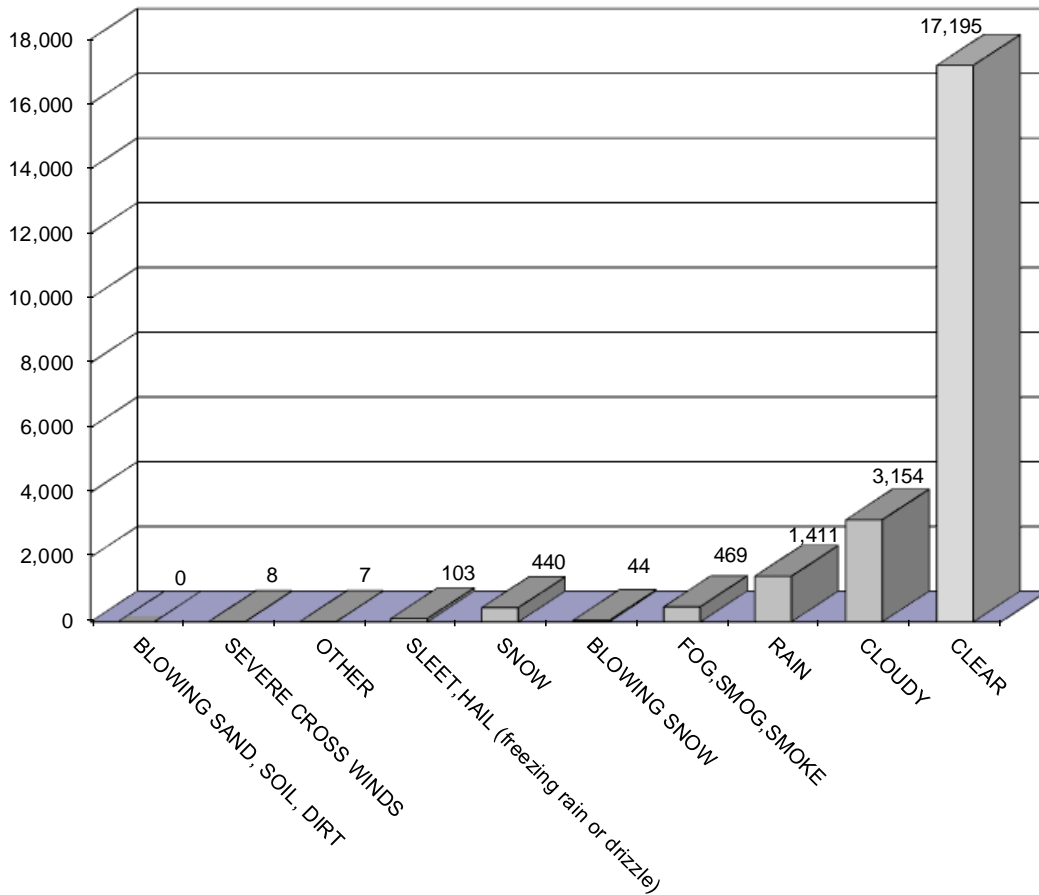
ALL OTHER ANIMALS	2012	2013	2014	2015	2016	TOTAL
Dawn	5	6	7	5	5	28
Daylight	42	44	53	54	57	250
Dusk	2	0	3	4	6	15
Dark (lighted)	8	10	9	17	13	57
Dark (not lighted)	67	65	87	76	77	372
Dark (unknown lighting)	0	1	3	1	0	5
Unknown	1	0	0	0	0	1
TOTALS	125	126	162	157	158	728



TURKEY	2012	2013	2014	2015	2016	TOTAL
Dawn	0	0	1	1	1	3
Daylight	25	28	32	27	34	146
Dusk	1	0	0	2	2	5
Dark (lighted)	1	1	0	0	2	4
Dark (not lighted)	2	2	0	0	4	8
Dark (unknown lighting)	0	0	0	0	0	0
Unknown	0	0	0	0	0	0
TOTALS	29	31	33	30	43	166



MAINE HIGHWAY ANIMAL CRASHES BY WEATHER CONDITIONS 2012 - 2016



WEATHER CONDITIONS	MOOSE	DEER	BEAR	ALL OTHER ANIMALS	TURKEY	FIVE YEAR TOTAL
BLOWING SAND, SOIL, DIRT	0	0	0	0	0	0
SEVERE CROSS WINDS	0	8	0	0	0	8
OTHER	0	7	0	0	0	7
SLEET, HAIL (freezing rain or drizzle)	6	92	1	4	0	103
SNOW	43	384	0	11	2	440
BLOWING SNOW	7	33	0	1	3	44
FOG, SMOG, SMOKE	52	402	1	14	0	469
RAIN	149	1,212	7	30	13	1,411
CLOUDY	225	2,797	18	83	31	3,154
CLEAR	1,275	15,097	121	585	117	17,195
TOTAL	1,757	20,032	148	728	166	22,831

